

## Catproofing Info



by Brenda Wang

**CATS & KITTENS OF SINGAPORE**

PDF Compiled by Anna

### CAT/KITTEN PROOFING/MESHING

How?

#### CONSIDER THESE FIRST

Some important pointers should be considered before u dig into your pocket.

1. Size and Characteristics of your cat matter. (Eg: a fluffy cat doesn't mean it's bulky in its body frame. A kitten is naturally more curious and active than an adult cat...)
2. Type of Existing Window. Comes with Grilles or No Grilles?
3. Do you need to hang laundry out at that window?
4. Do a trial test to determine which Gap Tolerance is fail proof for your kitty. (arrange two high stacks of heavy books or magazines on the floor, create 2" gap hole in between to see if your kitty can walk through then slowly decrease to 1.5", 1".... Refer to Photo AA)

After talking to a few members, suppliers and based my own experience, these are what I found out (but may not be conclusive):

#### • GATE/DOOR SAFETY •

✓ METAL GATE (See Photo 1 & 2)

: minimum gap should be 2" but for household with kittens or slim cats, additional mesh\*\* should be added. Additional mesh can be removed after kitten grows bigger. (Most cats stop growing between 12-18 months old. But the fatty ones, 🍑)



[www.hohodoorsingapore.com](http://www.hohodoorsingapore.com)



MID-HIGH (about \$700.00 but will last like 10 or more years)

✓ SLIDING MESH DOOR (see photo)

: act as additional barrier at entry point of room or balcony.



tailor made to any size.



aesthetically pleasing and still allows ventilation.

👉 long waiting time

🛒 But From 📌 BUDGET ☎️ 98512599

😬 LOW-MID (for a W700xH2000mm Door abt \$200-300)

• WINDOW SAFETY •

✓ SAFETY NETTING (see Photo 3 & 4)

: This is mainly use at balcony or outdoor patio. The most minimum square of this netting is 1x1cm.

: For windows with grilles, netting is cut to site dimensions, installed directly onto grilles with cable ties.

: For balconies, netting is also cut to size and secured using wall fasteners (like hooks) installed on concrete perimeter from floor to ceiling, wall to wall.

: For windows that need to be accessed, perimeter frame and casement can be installed.

👉 Traps fur very easily, a bit tough to remove, especially when the fur gets stuck at the knots.

👉 Netting knots might loosen if stress is constantly applied.

👍 Flexible, can be installed on most windows/balconies/open space setup.

👍 Comes in khaki color which blends w greenery.

🛒 Buy from:

📌 The Cat People info@thecatpeople.sg

😬 MID-HIGH (for a HDB bedroom of 1 sets of 2 Windows about \$600.00 come with timber sliding frames)

✓ PLASTIC MESH (see Photo 5)

: Made of plastic, comes in different sizes holes.

: This can only be used for windows with grilles.

: Supplied in rolls.

👉 Smaller holes trap fur easily.

👍 Easily can DIY.

🛒 Buy from:

📌 Victor Neo

<https://www.facebook.com/victor.mesh.18>

### ✓ MOSQUITO/INSECT NETTING (see Photo 6)

: Made of Fiberglass. Usually use at low floor houses near parks.

: This netting comes in customisable panels with magnetic strips and using 3M strong tapes.

👉 Not very suitable for super active, curious heavyweight cats who might leap onto the netting and pulling it down.

👉 Can be installed on windows without grilles.

👉 Very invisible and aesthetically pleasing.

👉 Can be easily DIY

🛒 Buy from:

📌 <https://magneticinsectscreen.blogspot.com/.../insect...>

💡 MID (about \$40-50 per 2 windows)

NOTE ! do request for additional clips for additional security for the panels. (Refer to video)

### ✓ METAL GRID PANEL (see Photo 7)

: Made of metal comes in white, black and metal silver colours.

: comes in fixed panel sizes so may not ideally fit to your window or door size.

: this is used on windows with grilles and doors with grill gate as \*\*additional meshing.

: Metal may rust, buy extra to change.

👉 Very visible so aesthetically not as pleasing.

👉 Very rigid, cannot be chewed through but must check on cable ties in case jail break.

🛒 Buy from:

📌 Daiso

📌 Shopee, EZ Buy, Lazada

💡 LOW (about \$2.00-\$3.00 per panel)

### ✓ INVISIBLE METAL WIRE GRILLES (see Video 8 & 9 and Photo 10 & 11)

: Made of tension metal wire.

: Smallest gap can be attained between the gap of wire grilles is 1.5".

: Wire grilles being on tension, gap can stretch to 2". So for cats that can go through gap tolerance of 2", horizontal wire grille is recommended to minimise the tension of vertical

wire grilles. Horizontal grilles can be added at no extra cost for the supplier as recommended below.

👍 Love how fur does not trap on the wire grilles.

👎 Don't like the key/lock design protruding though.

👍 Really love how invisible it is that doesn't block view or wind coming through.

😓 MID (about \$500-600 for a HDB bedroom with 2 sets of 2 Windows)

<\*\*Additional Mesh meaning you reinforce by double layering the mesh.>

Please feel free to share this to as many cat pawrents as possible.

😓 PREVENTION IS REALLY BETTER THAN CURE OR DEATH OR A MISSING CAT



This post is made possible with the contributions of :

Stephanie

Fatin

The Cat People

iGrille Singapore


A BIG THANK YOU 🥰


Edited with Disclaimer: None of these options here is FAIL PROOF. Likewise, a fully meshed house doesn't mean mishaps don't happen. So a responsible pawrent should also apply vigilance.

Photo AA





 Buy from:

 Victor Neo:

[https://m.facebook.com/story.php?story\\_fbid=101657205345226&id=100065028395177](https://m.facebook.com/story.php?story_fbid=101657205345226&id=100065028395177)



Photo 3


# NETTING





CONCRETE  
WALL

🛒 Buy from:  
📌 The Cat People  
[info@thecatpeople.sg](mailto:info@thecatpeople.sg)

**Photo 4**

NETTING W SLIDING TIMBER FRAME  
(EACH )



 Buy from:  
 The Cat People  
[info@thecatpeople.sg](mailto:info@thecatpeople.sg)




PLASTIC MESH  
SECURED  
WITH CABLE TIES

**Photo 5**



🛒 Buy from:  
📌 Victor Neo


**Photo 6** MOSQUITO  
NETTING



🛒 Buy from:  
📌 <https://magneticinsectscreen.blogspot.com/.../insect...>

🧐 MID (about \$40-50 per 2 windows)

NOTE ! Do request for additional clips for additional security to the panels.



tops DIY Wire Grid Panel and Accessories  
Photo Wall Room Decoration Accessory S...


25%  
OFF


**\$3.28 - \$9.15**

~~\$4.38 - \$12.20~~




★★★★☆ 4.2 | 65 Sold



 **Free shipping**  
Free shipping for orders over \$20

 **Shipping from overseas**  
Cost: \$0.00 - \$1.00 ▾

 **Shopee Guarantee**  
Get the item you ordered or get your money back.

 **Buy from:**  
 **Daiso**  
 **Shopee, EZ Buy, Lazada**

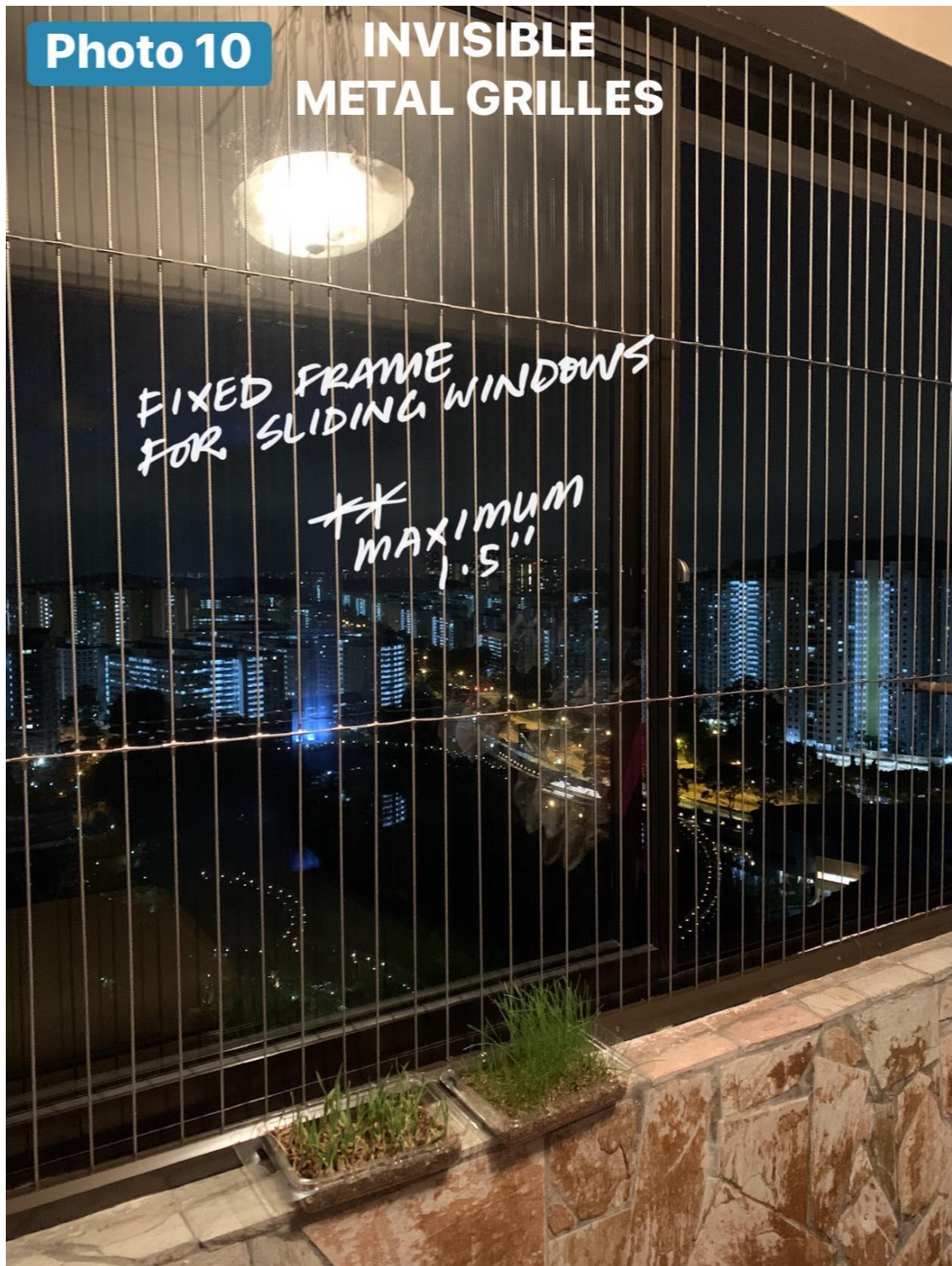



 iGrille  
 8822 1187



**Photo 10**

## INVISIBLE METAL GRILLES









KITTEN PROOF WINDOWS  
DOUBLE LAYERING - INVISIBLE GRILLES + MESH  
(Photo Credit @IG Lee 🙌)



🛒 Buy from:  
📌 Victor Neo

[https://m.facebook.com/story.php?story\\_fbid=101657205345226&id=100065028395177](https://m.facebook.com/story.php?story_fbid=101657205345226&id=100065028395177)



ROLLER BLIND MESH  
MAGNETIC MESH

☎ 65708638

👤 One Set Windows \$300-\$450



### SLIDING MESH DOOR

Great for adding an additional entry barrier to a room or balcony.


☎ 98512599


👉 W700xH2000 = \$200-300






### MAGNETIC MOZZIE MESH + ADDITIONAL SECURITY

 Buy from:

 <https://magneticinsectscreen.blogspot.com/.../insect...>

 MID (about \$40-50 per 2 windows)

NOTE ! Do request for additional clips for additional security for the panels.