

## CLEANLINE XL

### INSTALLATION INSTRUCTIONS

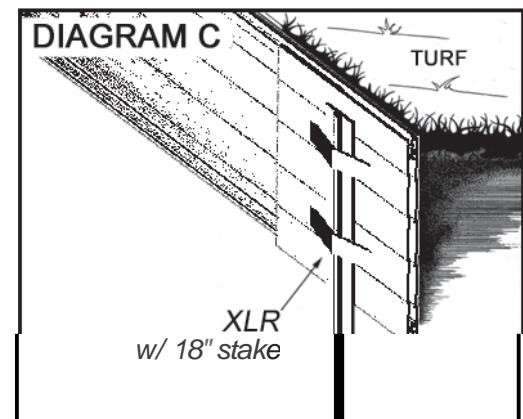
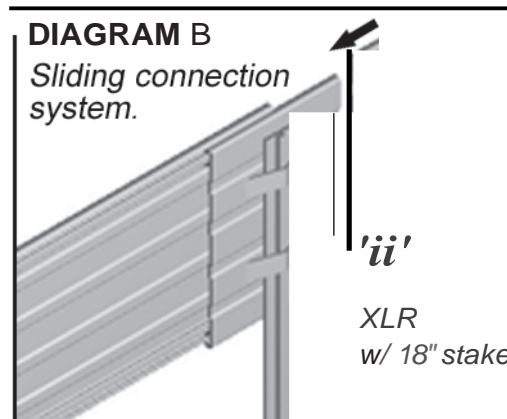
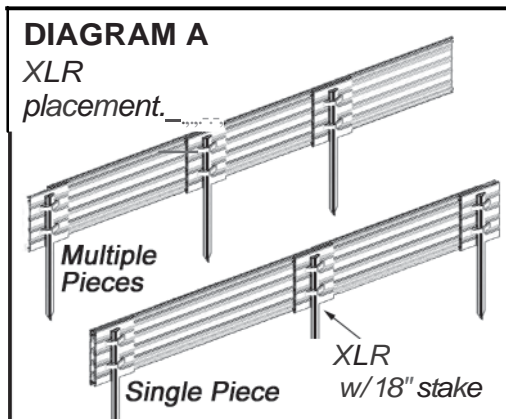
5 XLR™ adaptors & 5 stakes included with each 16'-0" (4.88m) section.

3 XLR™ adaptors & 3 stakes included with each 8'-0" (2.44m) section.

(Recommended tools: A sharpened spade, 1-lb. hammer and hacksaw.)

### LANDSCAPE INSTALLATION

- 1.) Dig landscape trench 1" (25mm) deeper than the edging is being set. *Before digging, contact your local utility companies for utility line locations.*
- 2.) Set the edging into the landscape trench with the desired amount of edging exposed above what will become the compacted finish grade. 1/2" (12.5mm) above finished grade is recommended for most applications and areas where pedestrian traffic is possible. For raised bed applications set edging at the desired depth to allow for appropriate height of bed.  
**(CAUTION: Edging installed more than 1/2" above grade may be considered a trip hazard and is not recommended in areas where pedestrian traffic may come in contact with the edging.)**
- 3.) Slide three XLRs onto the edging section and place edging at the beginning of the bed area. Place one XLR near the beginning (first 6") of the edging section and secure with a stake. Space the two remaining XLRs equally along the edging section and secure with stakes. **(Diagram A)**  
**(NOTE: Typical installation uses 3 XLRs and stakes per section, including the connection. Additional stakes may be added as needed by attaching more XLRs.)**
- 4.) Connect ends of sections using an XLR and stake. **(Diagram B)**
- 5.) At the end of the bed area, cut the section to the desired length and stake down using an XLR. Begin your next bed area with the remaining portion of the cut section. **(Diagram C)**  
**FORMING ANGLES:** Use a hacksaw to score the connection channels, lay on a hard surface placing a brick or 4 x 4 over the cut. Bend up to the desired angle using a hammer to stiffen angle. This forms a 1/2" radius on top avoiding sharp corners. *Pre-formed comers are available upon request.*





# permaloc

®

SUSTAINABLE EDGING SOLUTIONS

## **GENERAL WARRANTY INFORMATION DISCLAIMER/LIMITATION OF REMEDIES AND LIABILITY**

This warranty/disclaimer/limitation of remedies and liability applies to the edging and restraint products ("Product") manufactured and sold by Permaloc under the trade names AsphaltEdge, Athledge, BrickBlock, CleanLine, CleanLine XL, DesignEdge, GeoEdge, PermaStrip, ProLine, ProSlide, ProSlide LT, StructurEdge, Profile and YardEdge. No person representing, or purporting to represent, Permaloc shall be entitled to waive or vary the terms set for therein, and any attempt to do so shall be void and of no effect.

### **WARRANTY**

All Product comes with a warranty against manufacturer defect or failure for a period of fifteen years from the date of purchase. This warranty covers replacement or repair of the product upon manufacturer's acknowledgment of defect. This warranty does not cover miscellaneous expenses for removal, installation or down time, nor does it cover material, labor, or additional parts required for replacement or repair of damages caused by abuse (including fire or wreckage), misuse, neglect, or failure to follow manufacturer's installation instructions.

### **DISCLAIMER**

PERMALOC MAKES NO WARRANTIES, EXPRESS OR IMPLIED, INCLUDING, BUT NOT LIMITED TO, ANY IMPLIED WARRANTY OF MERCHANTABILITY OR FITNESS FOR A PARTICULAR PURPOSE. User is responsible for determining whether the Product is fit for a particular purpose and suitable for user's method of application.

### **LIMITATION OF REMEDIES AND LIABILITY**

If the Product is proved to be defective, THE EXCLUSIVE REMEDY, AT PERMALOC'S OPTION, SHALL BE TO REFUND THE PURCHASE PRICE OF OR TO REPAIR OR REPLACE THE DEFECTIVE PRODUCT. Permaloc shall not otherwise be liable for any loss or damages, whether direct, indirect, special, incidental, or consequential, regardless of the legal theory asserted, including negligence, warranty, or strict liability. If Permaloc shall elect to repair or replace the defective Product, or refund the purchase price, such election shall not be deemed an admission of liability. Any lawsuit or other legal action against Permaloc with regard to the Product must be brought in Ottawa County, Michigan, and Michigan law shall apply to all proceedings.

**Distributed by Prime Supply 1**

**Phone: 866-452-4525**

**Fax: 888-847-7756**