



SUPERIOR FORMING SOLUTIONS LTD

Super-Form™
Formwork Systems

Road Form Slab Edge Brochure

• S A F E R • F A S T E R • S U S T A I N A B L E

Superior Forming Solutions Ltd.

tel: R.O.I. 087 419 9850 / N.I. 07785 280885
e: sales@super-form.ie w:www.super-form.ie



SUPERIOR FORMING SOLUTIONS LTD

Super-Form™ Formwork Systems

The Super-Form™ Road Form

Straight Road Form



No Slides / No Bolts
with our Patented
Receiving and Locating ends
simply push forms
together to join

Patented fixing attachment
stops forms from
warping and bending

Patented fixing attachment
allows up to 3 pin brace holders
or ability to stack
or attach hand rails

Radius Road Form



Members of the CPA
Construction Plant Hire Association

Copyright Superior Forming Solutions Ltd, Patent Pending

• S A F E R • F A S T E R • S U S T A I N A B L E

Superior Forming Solutions Ltd.

tel: R.O.I. 087 419 9850 / N.I. 07785 280885
e: sales@super-form.ie w:www.super-form.ie



SUPERIOR FORMING SOLUTIONS LTD

Super-Form™ Formwork Systems

MAIN FEATURES

'More than just a road form'

Its unique ability to remove pin braces and add push pull props or handrails allows it to be used as a slab edge formwork system for high rise slabs with ability to attach combisafe or other slab edge systems

Super-Form™ road form is unique, its patented joining system means no slides/bolts, just push 2 forms together and they interlock with no fixings

Unique fixing attachment system means you can have 1, 2 or 3 pin brace holders or add an adjustable push pull prop or even attach handrails

Available in 100mm / 150mm / 200mm / 250mm & 300mm heights plus ability to stack road forms together for additional heights

Comes in 1.2m / 2.4m & 3.0m lengths.

Straight & radius versions available in all heights and lengths

Design means they don't bend or buckle, they stay straight!

Our rental road forms come zinc coated as standard, so no maintenance no rust and unlike other systems they stay straight!

Accessories include internal corners and a plywood joint system that means you can make your pour the size you need

The very latest innovation in formwork technology a multi use slab edge system that is completely unique

Available in plain steel or zinc coated comes with dowel holes as standard but also available without holes

AVAILABLE TO RENT OR BUY THROUGHOUT THE UK & WORLDWIDE

**WE WE WONT BE BEATEN ON RENTAL PRICE!
WILL BEAT ANY RENTAL LIKE FOR LIKE QUOTE!**

Copyright Superior Forming Solutions Ltd, Patent Pending

• S A F E R • F A S T E R • S U S T A I N A B L E

Superior Forming Solutions Ltd.

tel: R.O.I. 087 419 9850 / N.I. 07785 280885

e: sales@super-form.ie w:www.super-form.ie




SUPERIOR FORMING SOLUTIONS LTD

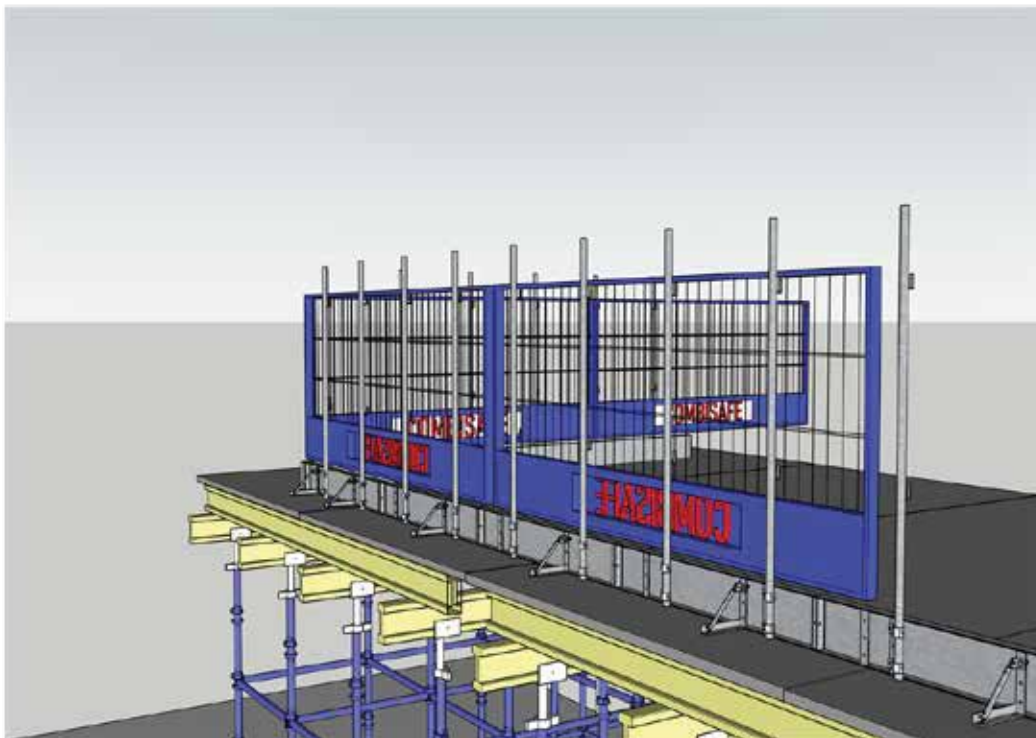
Super-Form™ Formwork Systems

High Rise Slab Edge

Pin braces can be exchanged for adjustable push pull props
and also allow you to attach tube & fitting handrails



Also compatible with Combisafe or other slab edge protection systems



Copyright Superior Forming Solutions Ltd, Patent Pending

• S A F E R • F A S T E R • S U S T A I N A B L E

Superior Forming Solutions Ltd.

tel: R.O.I. 087 419 9850 / N.I. 07785 280885

e: sales@super-form.ie w:www.super-form.ie



SUPERIOR FORMING SOLUTIONS LTD

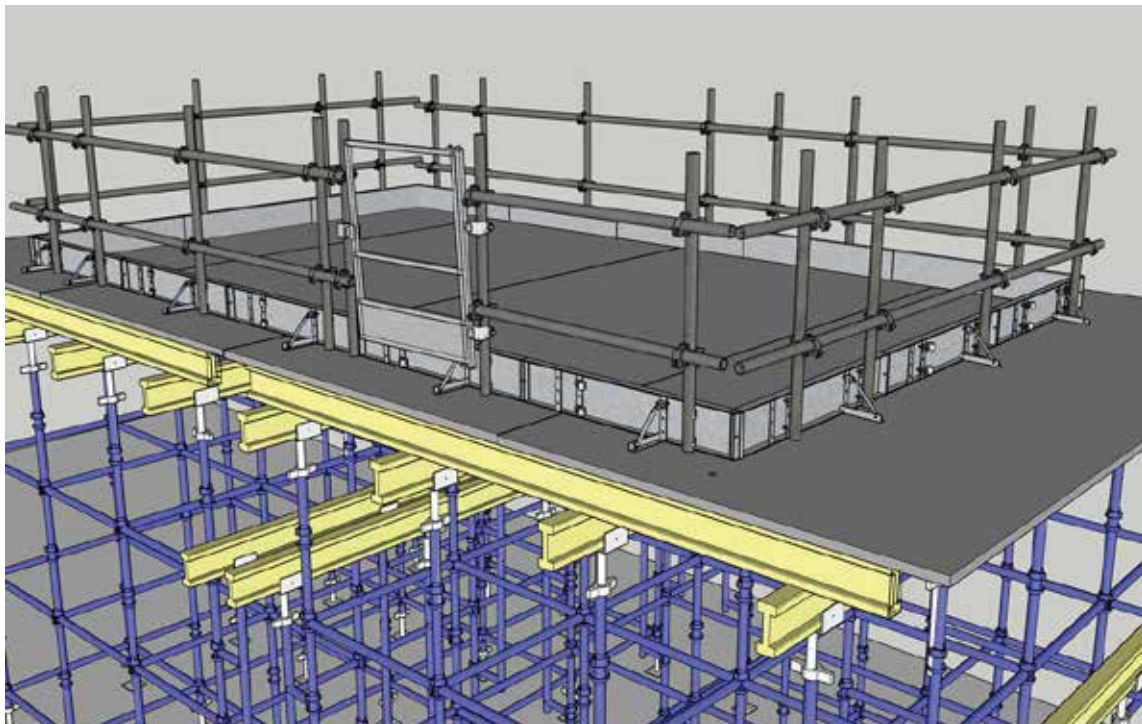
Super-Form™ Formwork Systems

High Rise Slab Edge Comparison

FROM THIS: Unsafe method/ High waste / Little re-use



TO THIS: Stronger/ Safer / Re-align after pour / Re-use again and again



Copyright Superior Forming Solutions Ltd, Patent Pending

• S A F E R • F A S T E R • S U S T A I N A B L E

Superior Forming Solutions Ltd.

tel: R.O.I. 087 419 9850 / N.I. 07785 280885

e: sales@super-form.ie w:www.super-form.ie



SUPERIOR FORMING SOLUTIONS LTD

Super-Form™ Formwork Systems

Accessories

No more overlapping, work in from corners and use our
ply joint accessory to fill any gaps



Corners are easy with our internal corner accessory



Copyright Superior Forming Solutions Ltd, Patent Pending

• S A F E R • F A S T E R • S U S T A I N A B L E

Superior Forming Solutions Ltd.

tel: R.O.I. 087 419 9850 / N.I. 07785 280885

e: sales@super-form.ie w:www.super-form.ie



SUPERIOR FORMING SOLUTIONS LTD

Super-Form™ Formwork Systems

Examples

One pin brace, can also have handrail attachment fitted



Two pin braces, can also have handrail attachment fitted



Three pin braces for use with heavy duty beam screeds



Two x 200mm road forms stacked



Copyright Superior Forming Solutions Ltd, Patent Pending

• S A F E R • F A S T E R • S U S T A I N A B L E

Superior Forming Solutions Ltd.

tel: R.O.I. 087 419 9850 / N.I. 07785 280885

e: sales@super-form.ie w:www.super-form.ie



SUPERIOR FORMING SOLUTIONS LTD

Super-Form™ Formwork Systems

Product List

DESCRIPTION	HEIGHT	LENGTH
Straight Road Form	100mm	1200mm
Straight Road Form	150mm	1200mm
Straight Road Form	200mm	1200mm
Straight Road Form	250mm	1200mm
Straight Road Form	300mm	1200mm

Straight Road Form	100mm	2400mm
Straight Road Form	150mm	2400mm
Straight Road Form	200mm	2400mm
Straight Road Form	250mm	2400mm
Straight Road Form	300mm	2400mm

Straight Road Form	100mm	3000mm
Straight Road Form	150mm	3000mm
Straight Road Form	200mm	3000mm
Straight Road Form	250mm	3000mm
Straight Road Form	300mm	3000mm

Radius Road Form	100mm	1200mm
Radius Road Form	150mm	1200mm
Radius Road Form	200mm	1200mm
Radius Road Form	250mm	1200mm
Radius Road Form	300mm	1200mm

Radius Road Form	100mm	2400mm
Radius Road Form	150mm	2400mm
Radius Road Form	200mm	2400mm
Radius Road Form	250mm	2400mm
Radius Road Form	300mm	2400mm

Radius Road Form	100mm	3000mm
Radius Road Form	150mm	3000mm
Radius Road Form	200mm	3000mm
Radius Road Form	250mm	3000mm
Radius Road Form	300mm	3000mm

Accessories

Ply Joint Left & Right Hand	100mm
Ply Joint Left & Right Hand	150mm
Ply Joint Left & Right Hand	200mm
Ply Joint Left & Right Hand	250mm
Ply Joint Left & Right Hand	300mm

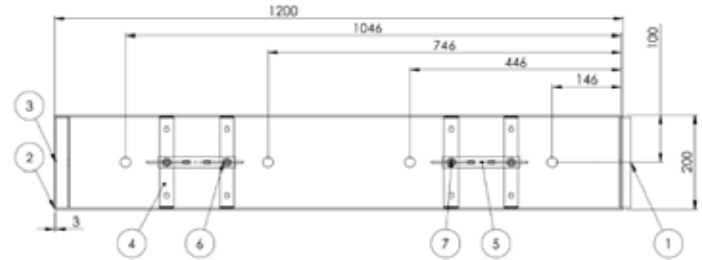
Int Corner Left & Right Hand	100mm
Int Corner Left & Right Hand	150mm
Int Corner Left & Right Hand	200mm
Int Corner Left & Right Hand	250mm
Int Corner Left & Right Hand	300mm

Road Pins	20mm x 600mm
Small Push Pull Prop	200mm
Stake Puller	N/A
Dowel Hole Caps	N/A

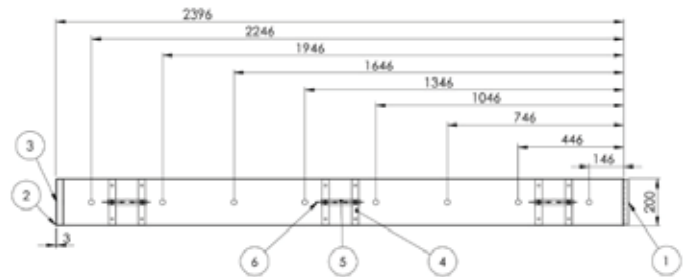
Stillages

Stillage Small	1200mm x 1000mm
Stillage Medium	2000mm x 1000mm
Stillage Large	2400mm x 1000mm

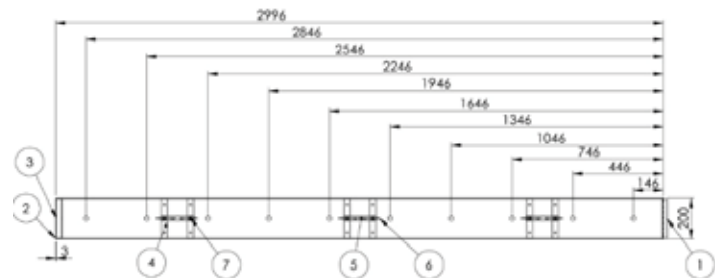
1200mm long drawing



2400mm long drawing



3000mm long drawing



Item No	Description
1	Locating End
2	Main Channel
3	Receiving End
4	Fixing Brace
5	Pin Brace Attachment
6	Wedge
7	Fixing Bolt
8	Flxing Bolt

Copyright Superior Forming Solutions Ltd, Patent Pending

• S A F E R • F A S T E R • S U S T A I N A B L E

Superior Forming Solutions Ltd.

tel: R.O.I. 087 419 9850 / N.I. 07785 280885
e: sales@super-form.ie w:www.super-form.ie