



Welcome to the Church Accessibility Symbols pages. These symbols have been developed by the Diocese of Derby for use across the Church of England.

About Us:

The Disability Inclusion and Action group in the Diocese of Derby comprises clergy and lay people with a range of disabilities, from across Derbyshire. Our aim is to see disability inclusion taken seriously in our churches and across our county.

<https://derby.anglican.org/en/training/diocesan-inclusion-action-group-diag.html>

The Project:

Motivated by the requirement for all churches to conduct an access audit, we have devised an icon-based, disability self-assessment chart for church use, including online and printed signage. This project within the Diocese of Derby is part of the Church of England's Disability Project 2024-2026, which is the National Church Institutions' response to a debate in General Synod in summer 2022.

Who are these symbols for?

These symbols are for everyone but will be especially useful to those with specific access needs or requirements, enabling them to assess outlining the accessibility of church buildings and services, and enabling them to make further enquiries.

The symbols are also a tool for churches, enabling them to assess easily and accurately begin a process of assessing just how accessible their buildings are. Initially a number of parishes have been invited to pilot using the symbols, so that learning from the pilots can inform any future development of the audit and symbols that may be required.

The decision to use this tool is for the PCC/relevant Committee to make, having asked one or more of its members to carry out the symbol based audit and share it for PCC/Committee approval before the symbols are actually used.

The symbols can then be used to signpost and advertise church facilities and access clearly and quickly. Whilst the use of the symbols will be particularly valuable online, we also suggest parishes use a simple template for a poster backdrop to inform visitors which symbols apply in your local context. This may be laminated and used on church porch noticeboards etc.

The chart is NOT intended to say what a church *cannot* provide, but rather has been designed to show what it *can* provide, thus allowing church users to make informed decisions about whether the church and its facilities meet their individual access requirements.

The following pages outline the symbols available, allowing users to determine clearly the accessibility of a church.

These symbols can be used in a number of ways: flyers, wayfinding, signage, websites, etc. We hope that the symbols will help you to clearly communicate each facility. The symbols can also be uploaded onto 'A Church Near You':

<https://www.achurchnearyou.com/>

Acknowledgements:

Thanks to the team at DIAG, the Diocese of Derby, The Diocese of Lichfield, The Diocesan Disability Advisors Group Network for the Church of England, Churches of England, Through the Roof, participating parish churches and the independent designers for making this possible. We are grateful to all who have been involved in making this a reality.

A note on copyrights and legal notice:

These symbols have been designed for the Diocese of Derby (Copyright owners) and licenced for use by the Churches of England. Churches may use these symbols as defined within this guide.

How To Use The Audit:



Each symbol has a set of criteria which need to be met in order to qualify to use the symbol: the following notes will help you identify whether or not your church buildings and services meet the criteria.




Please NOTE: The criteria specified are based on guidance and defined specifications which can be subject to change. It is recognised that many church buildings and grounds may be unsuitable to have changes (usually structural) to meet all of the criteria. In these instances it will be up to the PCC/Committee to decide if it wishes to use a particular symbol.





If you would like a printed copy of these instructions and symbols by post, please email us at diag@derby.anglican.org with your name, address, parish and diocese. Please specify which symbols you wish to have copies of.



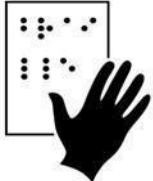

NOTE: In the interests of reducing waste and improving sustainability, please only request this if you are unable to use these pages.





Symbol name	Symbols	Suggested text
-------------	---------	----------------





Accessible Parking Symbol		<p>Is there a clearly marked Accessible Parking Bay, with a level and firm surface, within 150m of the church entrance?</p> <p>Is it wide enough for a wheelchair at the driver or passenger side?</p> <p>Is there enough wheelchair space at the boot area?</p> <p>Is there a dropped kerb within 30m of the church entrance?</p> <p>Is there an accessible pathway to the church entrance?</p> <p>Click <u>here</u> to download and use this symbol.</p>
Accessible Toilet Symbol		<p>Is there a toilet with accessible, step-free access, i.e....</p> <p>A doorway of at least 900mm and a clear floor space with a turning circle of 1500mm for a wheelchair to enter and turn round?</p> <p>A minimum transfer space to the side of the WC pan of 850mm?</p> <p>An 1100mm space in front of the WC pan for front transfers? Handrails each side of the toilet?</p> <p>A lowered washbasin and hand drying facilities within reach of a person seated on the WC?</p> <p>Guidance:</p> <p>Fully accessible toilets should also have an emergency pull-cord at which reaches the floor, is not positioned in a corner, and a procedure to deal with an activated alarm.</p> <p>The fittings and décor should feature strong colour contrast.</p> <p>Click <u>here</u> to download and use this symbol.</p>



Accessible Drop- off Point Symbol		<p>Is there a drop-off point within 30m of the church entrance, with a firm and level pathway in between?</p> <p>Is the space clearly marked as a drop-off point? Is it wide enough for a wheelchair at either driver or passenger side?</p> <p>Is there enough space at the boot area for a wheelchair? Is there a dropped kerb within 30m of the entrance?</p> <p>Click here to download and use this symbol.</p>
Wheelchair Available Symbol		<p>Is there a wheelchair available for use within the church?</p> <p>Click here to download and use this symbol.</p>
Step-free Access Symbol		<p>Is there step-free access from the entrance to the seating area, communion distribution points, font and any other public areas?</p> <p>Is the aisle width in excess of 1500mm between pews?</p> <p>Is there space for a wheelchair within the pews/seating area?</p> <p>Click here to download and use this symbol.</p>

Accessible Lift Symbol		<p>Is there an accessible lift? Does it have space for a wheelchair user and companion? Is the lift at least 1100mm wide and 1400mm? Does it have level entrance and exit areas of 900mm wide x 1500mm for straight access, or 1500mmx1500mm if the wheelchair user needs to turn to enter the lift? Click here to download and use this symbol.</p>
Ramp Symbol		<p>Are there any ramped or steep areas with a gradient of 1:12 to 1:20? Are the ramps equipped with handrails either side? Caution: a gradient of 1:12 may only be used for ramps up to 2 metres in length, and gradients steeper than this are not recommended for wheelchair use. Click here to download and use this symbol.</p>
Hearing Loop Symbol		<p>Is there an induction hearing loop? Is it regularly serviced, available and switched on for each service? Is a hearing aid loop tester regularly used to check the level of sound and that the loop works in the prescribed area? If not, do you regularly ask someone with a hearing aid to help check these issues? Are microphones tested before each service? Are they always used by those leading worship and preaching? Click here to download and use this symbol.</p>
British Sign Language Symbol		<p>Are there regular BSL-interpreted services? Click here to download and use this symbol.</p>

Large Print Symbol		<p>Are large print (18-24 pt) Orders of Service, hymns and other printed sheets available?</p> <p>Can documents be made available digitally in advance to allow users to reformat them to the right size?</p> <p>Click <u>here</u> to download and use this symbol.</p>
Assistance Dogs Welcome Symbol		<p>The 2010 Equality Act Requires that assistance dogs be allowed in public spaces.</p> <p>Can you provide:</p> <p>Space for dogs to lie down?</p> <p>Drinking water?</p> <p>Guidance on where to exercise dogs?</p> <p>Do you train your stewards and helpers to avoid distracting assistance dogs when they are working?</p> <p>Click <u>here</u> to download and use this symbol.</p>
Braille Symbol		<p>Can a Braille-user access the service and facilities within the church buildings?</p> <p>Are Braille orders of service, hymns and Bibles available?</p> <p>Is there Braille signage for toilets, refreshment areas, entry and exit etc.?</p> <p>Click <u>here</u> to download and use this symbol.</p>
Public Transport Symbol		<p>Is the church within ¼ mile of a train station or 150m of a bus stop where the route is functioning on Sundays?</p> <p>Click <u>here</u> to download and use this symbol.</p>

Steps and/or Uneven Surfaces Symbol		<p>Are there any external or internal steps or uneven surfaces at all within public spaces? Click here to download and use this symbol</p>
Hidden Disabilities Symbol		<p>Is your church a supportive, inclusive environment for those with hidden disabilities? Click here to download and use this symbol.</p>
Quiet Space Symbol		<p>Is there a designated peaceful space, in comfortable surroundings, available for those who need/wish to be quiet? Click here to download and use this symbol.</p>
Neurodivergent Inclusion Symbol		<p>Neurodivergence includes autism, ADHD, dyslexia, dyspraxia, Tourettes and many other differences. Is your church a supportive, inclusive environment for neurodivergent people? • Is the use of sensory aids understood and accepted? (eg noise cancelling headphones, dark glasses, fidget spinners). Click here to download and use this symbol.</p>

Defibrillator Symbol		<p>Is there a defibrillator nearby?</p> <p>Click <u>here</u> to download and use this symbol.</p>
Dairy-free Symbol		<p>Are dairy-free options available on request?</p> <p>Click <u>here</u> to download and use this symbol.</p>
Mental Health Awareness Symbol		<p>Does your church make adjustments for, involve and support people living with mental health challenges?</p> <p>Is mental health discussed in services to reduce stigma and improve awareness?</p> <p>Click <u>here</u> to download and use this symbol.</p>
Disability Representative Symbol		<p>Do you have an appointed Disability Representative?</p> <p>Are they:</p> <p>Equipped to respond to and implement accessibility needs?</p> <p>Part of existing groups and committees, e.g. the PCC? Aware of/willing to learn about the diversity of disabilities and access needs?</p> <p>Click <u>here</u> to download and use this symbol.</p>

Sight Impaired Friendly Symbol		<p>Are steps clearly marked with a contrast line, and clearly visible?</p> <p>Are obstacles such as columns or pews well lit or well contrasted? Are all walkways clear of obstacles? Are obstacles clearly visible or signed?</p> <p>Click here to download and use this symbol.</p>
Makaton Symbol		<p>Are Makaton symbols and signs used within the church?</p> <p>Click here to download and use this symbol.</p>

Copyright Notice: Copyright for these Accessibility Symbols resides with the Diocese of Derby for use with The Church of England.

Registration/Feedback (optional):

After you have downloaded/selected the symbols you identify you can use, we would be extremely grateful if you would complete a short registration and feedback form.

This is entirely optional but allows us to gauge use and the effectiveness of Accessibility Symbols. To access and complete this, please click [here](#)