






# Disability Inclusion Action Group





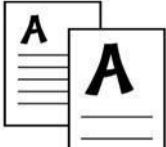

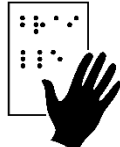
Disability Symbols for church use









Updated June 2025




[www.accessiblechurch.net](http://www.accessiblechurch.net)



Symbol name	Symbols	Qualification questions
Accessible Parking		<p>Is there a clearly marked Accessible Parking Bay, with a level and firm surface, within 150m of the church entrance?</p> <p>Is it wide enough for a wheelchair at the driver or passenger side?</p> <p>Is there enough wheelchair space at the boot area?</p> <p>Is there a dropped kerb within 30m of the church entrance?</p> <p>Is there an accessible pathway to the church entrance?</p>
Accessible Toilet		<p>Is there a toilet with accessible, step-free access?</p> <p>A doorway of at least 900mm and a clear floor space with a turning circle of 1500mm for a wheelchair to enter and turn round?</p> <p>A minimum transfer space to the side of the WC pan of 850mm?</p> <p>An 1100mm space in front of the WC pan for front transfers?</p> <p>Handrails each side of the toilet?</p> <p>A lowered washbasin and hand drying facilities within reach of a person seated on the WC?</p> <p><b>Guidance:</b></p> <p>Fully accessible toilets should also have an emergency pull-cord at which reaches the floor, is not positioned in a corner, and a procedure to deal with an activated alarm.</p> <p>The fittings and décor should feature strong colour contrast.</p>
Accessible Drop-off Point		<p>Is there a drop-off point within 30m of the church entrance, with a firm and level pathway in between?</p> <p>Is the space clearly marked as a drop-off point? Is it wide enough for a wheelchair at either driver or passenger side?</p> <p>Is there enough space at the boot area for a wheelchair? Is there a dropped kerb within 30m of the entrance?</p>
Wheelchair Available		<p>Is there a wheelchair available for use within the church?</p>
Step-free Access		<p>Is there step-free access from the entrance to the seating area, communion distribution points, font and any other public areas?</p> <p>Is the aisle width in excess of 1500mm between pews?</p> <p>Is there space for a wheelchair within the pews/seating area?</p>

<b>Accessible Lift</b>		<p>Is there an accessible lift?</p> <p>Does it have space for a wheelchair user and companion?</p> <p>Is the lift at least 1100mm wide and 1400mm?</p> <p>Does it have level entrance and exit areas of 900mm wide x 1500mm for straight access, or 1500mmx1500mm if the wheelchair user needs to turn to enter the lift?</p>
<b>Ramp</b>		<p>Are there any ramped or steep areas with a gradient of 1:12 to 1:20? Are the ramps equipped with handrails either side?</p> <p>Caution: a gradient of 1:12 may only be used for ramps up to 2 metres in length, and gradients steeper than this are not recommended for wheelchair use.</p>
<b>Hearing Loop</b>		<p>Is there an induction hearing loop? Is it regularly serviced, available and switched on for each service?</p> <p>Is a hearing aid loop tester regularly used to check the level of sound and that the loop works in the prescribed area?</p> <p>If not, do you regularly ask someone with a hearing aid to help check these issues?</p> <p>Are microphones tested before each service? Are they always used by those leading worship and preaching?</p>
<b>British Sign Language</b>		<p>Are there regular BSL-interpreted services?</p>
<b>Large Print</b>		<p>Are large print (18-24 pt) Orders of Service, hymns and other printed sheets available?</p> <p>Can documents be made available digitally in advance to allow users to reformat them to the right size?</p>
<b>Assistance Dogs Welcome</b>		<p>The 2010 Equality Act Requires that assistance dogs be allowed in public spaces.</p> <p>Can you provide:</p> <ul style="list-style-type: none"> <li>▪ Space for dogs to lie down?</li> <li>▪ Drinking water?</li> <li>▪ Guidance on where to exercise dogs?</li> </ul> <p>Do you train your stewards and helpers to avoid distracting assistance dogs when they are working?</p>
<b>Braille</b>		<p>Can a Braille-user access the service and facilities within the church building?</p> <p>Are Braille orders of service, hymns and Bibles available?</p> <p>Are there Braille signs for toilets, café areas, entry/exit etc.?</p>

<b>Public Transport</b>		Is the church within ¼ mile of a train station or 150m of a bus stop where the route is functioning on Sundays?
<b>Steps and/or Uneven Surfaces</b>		Are there any external or internal steps or uneven surfaces at all within public spaces?
<b>Hidden Disabilities</b>		Is your church a supportive, inclusive environment for those with hidden disabilities?
<b>Quiet Space</b>		Is there a designated peaceful space, in comfortable surroundings, available for those who need/wish to be quiet?
<b>Neurodivergent Inclusion</b>		Neurodivergence includes autism, ADHD, dyslexia, dyspraxia, Tourette's and many other differences. Is your church a supportive, inclusive environment for neurodivergent people? Is the use of sensory aids understood and accepted? (e.g. noise cancelling headphones, dark glasses, fidget spinners).
<b>Defibrillator</b>		Is there a defibrillator nearby?
<b>Dairy-free</b>		Are dairy-free options available on request?
<b>Mental Health Awareness</b>		Does your church make adjustments for, involve and support people living with mental health challenges? Is mental health discussed in services to reduce stigma and improve awareness?

<b>Disability Representative</b>		<p>Do you have an appointed Disability Advocate?</p> <p>Are they:</p> <p>Equipped to respond to and implement accessibility needs?</p> <p>Part of existing groups and committees, e.g. the PCC?</p> <p>Aware of/willing to learn about the diversity of disabilities and access needs?</p>
<b>Sight Impaired Friendly</b>		<p>Are steps clearly marked with a contrast line, and clearly visible?</p> <p>Are obstacles such as columns or pews well-lit or well contrasted?</p> <p>Are all walkways clear of obstacles?</p> <p>Are obstacles clearly visible or signed?</p>
<b>Makaton</b>		<p>Are Makaton symbols and signs used within the church?</p>