

**SAMPLE DETAILS**
**SAMPLE NAME: Peach**

Infused, Solid Edible

**CULTIVATOR / MANUFACTURER**
**Business Name:**
**License Number:**
**Address:**
**DISTRIBUTOR / TESTED FOR**
**Business Name:** North Star Canna

**License Number:**
**Address:**
**SAMPLE DETAIL**
**Batch Number:** 0314-25

**Sample ID:** 250318K013

**Date Collected:** 03/18/2025

**Date Received:** 03/18/2025

**Batch Size:**
**Sample Size:** 1.0 units

**Unit Mass:** 4.5 grams per Unit

**Serving Size:** 4.5 grams per Serving


Scan QR code to verify authenticity of results.

**CANNABINOID ANALYSIS - SUMMARY**
**Total THC:** 9.666 mg/unit

**Total CBD:** <LOQ

**Sum of Cannabinoids:** 10.328 mg/unit

**Total Cannabinoids:** 10.328 mg/unit

Total THC/CBD is calculated using the following formulas to take into account the loss of a carboxyl group during the decarboxylation step:

 Total THC =  $\Delta^9$ -THC + (THCa (0.877))

Total CBD = CBD + (CBDa (0.877))


 Sum of Cannabinoids =  $\Delta^9$ -THC + THCa + CBD + CBDa + CBG + CBGa +

 THCV + THCVa + CBC + CBCa + CBDV + CBDVa +  $\Delta^8$ -THC + CBL + CBN


 Total Cannabinoids = ( $\Delta^9$ -THC+0.877\*THCa) + (CBD+0.877\*CBDa) +


(CBG+0.877\*CBGa) + (THCV+0.877\*THCVa) + (CBC+0.877\*CBCa) +

 (CBDV+0.877\*CBDVa) +  $\Delta^8$ -THC + CBL + CBN

**SAFETY ANALYSIS - SUMMARY**
**Pesticides:**  PASS

**Mycotoxins:**  PASS

**Residual Solvents:**  PASS

**Heavy Metals:**  PASS

**Microbiology (PCR):**  PASS

**Microbiology (Plating):** ND


These results relate only to the sample included on this report.


This report shall not be reproduced, except in full, without written approval of the laboratory.

**Sample Certification:** California Code of Regulations Title 4 Division 19. Department of Cannabis Control Business and Professions Code. Reference: Sections 26100, 26104 and 26110, Business and Professions Code.

**Decision Rule:** Statements of conformity (e.g. Pass/Fail) to specifications are made in this report without taking measurement uncertainty into account. Where statements of conformity are made in this report, the following decision rules are applied: PASS - Results within limits/specifications, FAIL - Results exceed limits/specifications.

**References:** limit of detection (LOD), limit of quantification (LOQ), not detected (ND), not tested (NT),  $\mu\text{g/g}$  = ppm,  $\mu\text{g/kg}$  = ppb, too numerous to count >250 cfu/plate (TNTC), colony-forming unit (cfu)

  
 LQC verified by: Randi Vuong  
 Job Title: Lead Laboratory Technician  
 Date: 03/24/2025

  
 Approved by: Josh Wurzer  
 Job Title: Chief Compliance Officer  
 Date: 03/24/2025




## Cannabinoïd Analysis

Tested by high-performance liquid chromatography with diode-array detection (HPLC-DAD).

**Method:** QSP 1157 - Analysis of Cannabinoids by HPLC-DAD

### TOTAL THC: 9.666 mg/unit

Total THC ( $\Delta^9$ -THC+0.877\*THCa)

### TOTAL CBD: <LOQ

Total CBD (CBD+0.877\*CBDA)

### TOTAL CANNABINOIDS: 10.328 mg/unit

Total Cannabinoids (Total THC) + (Total CBD) + (Total CBG) + (Total THCV) + (Total CBC) + (Total CBDV) +  $\Delta^8$ -THC + CBL + CBN

### TOTAL CBG: 0.365 mg/unit

Total CBG (CBG+0.877\*CBGa)

### TOTAL THCV: 0.063 mg/unit

Total THCV (THCV+0.877\*THCVa)

### TOTAL CBC: 0.176 mg/unit

Total CBC (CBC+0.877\*CBCa)

### TOTAL CBDV: ND

Total CBDV (CBDV+0.877\*CBDVa)

## CANNABINOID TEST RESULTS - 03/18/2025

COMPOUND	LOD/LOQ (mg/g)	MEASUREMENT UNCERTAINTY (mg/g)	RESULT (mg/g)	RESULT (%)
$\Delta^9$ -THC	0.002 / 0.014	±0.1179	2.148	0.2148
CBG	0.002 / 0.006	±0.0039	0.081	0.0081
CBC	0.003 / 0.010	±0.0013	0.039	0.0039
THCV	0.002 / 0.012	±0.0007	0.014	0.0014
CBN	0.001 / 0.007	±0.0004	0.013	0.0013
CBD	0.004 / 0.011	N/A	<LOQ	<LOQ
$\Delta^8$ -THC	0.01 / 0.02	N/A	ND	ND
THCa	0.001 / 0.005	N/A	ND	ND
THCVa	0.002 / 0.019	N/A	ND	ND
CBDA	0.001 / 0.026	N/A	ND	ND
CBDV	0.002 / 0.012	N/A	ND	ND
CBDVa	0.001 / 0.018	N/A	ND	ND
CBGa	0.002 / 0.007	N/A	ND	ND
CBL	0.003 / 0.010	N/A	ND	ND
CBCa	0.001 / 0.015	N/A	ND	ND
<b>SUM OF CANNABINOIDS</b>			<b>2.295 mg/g</b>	<b>0.2295%</b>

### Unit Mass: 4.5 grams per Unit / Serving Size: 4.5 grams per Serving

$\Delta^9$ -THC per Unit	9.666 mg/unit
$\Delta^9$ -THC per Serving	9.666 mg/serving
Total THC per Unit	9.666 mg/unit
Total THC per Serving	9.666 mg/serving
CBD per Unit	<LOQ
CBD per Serving	<LOQ
Total CBD per Unit	<LOQ
Total CBD per Serving	<LOQ
Sum of Cannabinoids per Unit	10.328 mg/unit
Sum of Cannabinoids per Serving	10.328 mg/serving
Total Cannabinoids per Unit	10.328 mg/unit
Total Cannabinoids per Serving	10.328 mg/serving



## Pesticide Analysis

PESTICIDE TEST RESULTS - 03/20/2025 ✔ PASS

Pesticide and plant growth regulator analysis utilizing high-performance liquid chromatography-mass spectrometry (HPLC-MS) or gas chromatography-mass spectrometry (GC-MS).

\*GC-MS utilized where indicated.

**Method:** QSP 1212 - Analysis of Pesticides and Mycotoxins by LC-MS or QSP 1213 - Analysis of Pesticides by GC-MS

COMPOUND	LOD/LOQ (µg/g)	ACTION LIMIT (µg/g)	MEASUREMENT UNCERTAINTY (µg/g)	RESULT (µg/g)	RESULT
Abamectin	0.03 / 0.10	0.3	N/A	ND	PASS
Acephate	0.02 / 0.07	5	N/A	ND	PASS
Acequinocyl	0.02 / 0.07	4	N/A	ND	PASS
Acetamiprid	0.02 / 0.05	5	N/A	ND	PASS
Aldicarb	0.03 / 0.08	≥ LOD	N/A	ND	PASS
Azoxystrobin	0.02 / 0.07	40	N/A	ND	PASS
Bifenazate	0.01 / 0.04	5	N/A	ND	PASS
Bifenthrin	0.02 / 0.05	0.5	N/A	ND	PASS
Boscalid	0.03 / 0.09	10	N/A	ND	PASS
Captan	0.19 / 0.57	5	N/A	ND	PASS
Carbaryl	0.02 / 0.06	0.5	N/A	ND	PASS
Carbofuran	0.02 / 0.05	≥ LOD	N/A	ND	PASS
Chlorantraniliprole	0.04 / 0.12	40	N/A	ND	PASS
Chlordane*	0.03 / 0.08	≥ LOD	N/A	ND	PASS
Chlorfenapyr*	0.03 / 0.10	≥ LOD	N/A	ND	PASS
Chlorpyrifos	0.02 / 0.06	≥ LOD	N/A	ND	PASS
Clofentezine	0.03 / 0.09	0.5	N/A	ND	PASS
Coumaphos	0.02 / 0.07	≥ LOD	N/A	ND	PASS
Cyfluthrin	0.12 / 0.38	1	N/A	ND	PASS
Cypermethrin	0.11 / 0.32	1	N/A	ND	PASS
Daminozide	0.02 / 0.07	≥ LOD	N/A	ND	PASS
Diazinon	0.02 / 0.05	0.2	N/A	ND	PASS
Dichlorvos (DDVP)	0.03 / 0.09	≥ LOD	N/A	ND	PASS
Dimethoate	0.03 / 0.08	≥ LOD	N/A	ND	PASS
Dimethomorph	0.03 / 0.09	20	N/A	ND	PASS
Ethoprophos	0.03 / 0.10	≥ LOD	N/A	ND	PASS
Etofenprox	0.02 / 0.06	≥ LOD	N/A	ND	PASS
Etoxazole	0.02 / 0.06	1.5	N/A	ND	PASS
Fenhexamid	0.03 / 0.09	10	N/A	ND	PASS
Fenoxycarb	0.03 / 0.08	≥ LOD	N/A	ND	PASS
Fenpyroximate	0.02 / 0.06	2	N/A	ND	PASS
Fipronil	0.03 / 0.08	≥ LOD	N/A	ND	PASS
Flonicamid	0.03 / 0.10	2	N/A	ND	PASS
Fludioxonil	0.03 / 0.10	30	N/A	ND	PASS
Hexythiazox	0.02 / 0.07	2	N/A	ND	PASS
Imazalil	0.02 / 0.06	≥ LOD	N/A	ND	PASS
Imidacloprid	0.04 / 0.11	3	N/A	ND	PASS
Kresoxim-methyl	0.02 / 0.07	1	N/A	ND	PASS
Malathion	0.03 / 0.09	5	N/A	ND	PASS
Metalaxyl	0.02 / 0.07	15	N/A	ND	PASS
Methiocarb	0.02 / 0.07	≥ LOD	N/A	ND	PASS

Continued on next page



**Pesticide Analysis** *Continued*

PESTICIDE TEST RESULTS - 03/20/2025 *continued* ✔ PASS

COMPOUND	LOD/LOQ (µg/g)	ACTION LIMIT (µg/g)	MEASUREMENT UNCERTAINTY (µg/g)	RESULT (µg/g)	RESULT
Methomyl	0.03 / 0.10	0.1	N/A	ND	PASS
Mevinphos	0.03 / 0.09	≥ LOD	N/A	ND	PASS
Myclobutanil	0.03 / 0.09	9	N/A	ND	PASS
Naled	0.02 / 0.07	0.5	N/A	ND	PASS
Oxamyl	0.04 / 0.11	0.2	N/A	ND	PASS
Paclobutrazol	0.02 / 0.05	≥ LOD	N/A	ND	PASS
Parathion-methyl	0.03 / 0.10	≥ LOD	N/A	ND	PASS
Pentachloronitrobenzene (Quintozene)*	0.03 / 0.09	0.2	N/A	ND	PASS
Permethrin	0.04 / 0.12	20	N/A	ND	PASS
Phosmet	0.03 / 0.10	0.2	N/A	ND	PASS
Piperonyl Butoxide	0.02 / 0.07	8	N/A	ND	PASS
Prallethrin	0.03 / 0.08	0.4	N/A	ND	PASS
Propiconazole	0.02 / 0.07	20	N/A	ND	PASS
Propoxur	0.03 / 0.09	≥ LOD	N/A	ND	PASS
Pyrethrins	0.04 / 0.12	1	N/A	ND	PASS
Pyridaben	0.02 / 0.07	3	N/A	ND	PASS
Spinetoram	0.02 / 0.07	3	N/A	ND	PASS
Spinosad	0.02 / 0.07	3	N/A	ND	PASS
Spiromesifen	0.02 / 0.05	12	N/A	ND	PASS
Spirotetramat	0.02 / 0.06	13	N/A	ND	PASS
Spiroxamine	0.03 / 0.08	≥ LOD	N/A	ND	PASS
Tebuconazole	0.02 / 0.07	2	N/A	ND	PASS
Thiacloprid	0.03 / 0.10	≥ LOD	N/A	ND	PASS
Thiamethoxam	0.03 / 0.10	4.5	N/A	ND	PASS
Trifloxystrobin	0.03 / 0.08	30	N/A	ND	PASS



**Mycotoxin Analysis**

MYCOTOXIN TEST RESULTS - 03/20/2025 ✔ PASS

Mycotoxin analysis utilizing high-performance liquid chromatography-mass spectrometry (HPLC-MS).

**Method:** QSP 1212 - Analysis of Pesticides and Mycotoxins by LC-MS

COMPOUND	LOD/LOQ (µg/kg)	ACTION LIMIT (µg/kg)	MEASUREMENT UNCERTAINTY (µg/kg)	RESULT (µg/kg)	RESULT
Aflatoxin B1	2.0 / 6.0		N/A	ND	
Aflatoxin B2	1.8 / 5.6		N/A	ND	
Aflatoxin G1	1.0 / 3.1		N/A	ND	
Aflatoxin G2	1.2 / 3.5		N/A	ND	
Ochratoxin A	6.3 / 19.2	20	N/A	ND	PASS
Total Aflatoxin		20		ND	PASS



## Residual Solvents Analysis

Residual Solvent analysis utilizing gas chromatography-mass spectrometry (GC-MS).

**Method:** QSP 1204 - Analysis of Residual Solvents by GC-MS

### RESIDUAL SOLVENTS TEST RESULTS - 03/20/2025 PASS

COMPOUND	LOD/LOQ (µg/g)	ACTION LIMIT (µg/g)	MEASUREMENT UNCERTAINTY (µg/g)	RESULT (µg/g)	RESULT
Propane	10 / 20	5000	N/A	ND	PASS
n-Butane	10 / 50	5000	N/A	ND	PASS
n-Pentane	20 / 50	5000	N/A	ND	PASS
n-Hexane	2 / 5	290	N/A	ND	PASS
n-Heptane	20 / 60	5000	N/A	ND	PASS
Benzene	0.03 / 0.09	1	N/A	ND	PASS
Toluene	7 / 21	890	N/A	ND	PASS
Total Xylenes	50 / 160	2170	N/A	ND	PASS
Methanol	50 / 200	3000	N/A	ND	PASS
Ethanol	20 / 50	5000	N/A	<LOQ	PASS
2-Propanol (Isopropyl Alcohol)	10 / 40	5000	N/A	ND	PASS
Acetone	20 / 50	5000	N/A	ND	PASS
Ethyl Ether	20 / 50	5000	N/A	ND	PASS
Ethylene Oxide	0.3 / 0.8	1	N/A	ND	PASS
Ethyl Acetate	20 / 60	5000	N/A	ND	PASS
Chloroform	0.1 / 0.2	1	N/A	ND	PASS
Dichloromethane (Methylene Chloride)	0.3 / 0.9	1	N/A	ND	PASS
Trichloroethylene	0.1 / 0.3	1	N/A	ND	PASS
1,2-Dichloroethane	0.05 / 0.1	1	N/A	ND	PASS
Acetonitrile	2 / 7	410	N/A	ND	PASS

## Heavy Metals Analysis

Heavy metal analysis utilizing inductively coupled plasma-mass spectrometry (ICP-MS).

**Method:** QSP 1160 - Analysis of Heavy Metals by ICP-MS

### HEAVY METALS TEST RESULTS - 03/19/2025 PASS

COMPOUND	LOD/LOQ (µg/g)	ACTION LIMIT (µg/g)	MEASUREMENT UNCERTAINTY (µg/g)	RESULT (µg/g)	RESULT
Arsenic	0.02 / 0.1	1.5	N/A	ND	PASS
Cadmium	0.02 / 0.05	0.5	N/A	ND	PASS
Lead	0.04 / 0.1	0.5	N/A	ND	PASS
Mercury	0.002 / 0.01	3	N/A	ND	PASS

## Microbiology Analysis

PCR AND PLATING

Analysis conducted by polymerase chain reaction (PCR) and fluorescence detection of microbiological contaminants.

**Method:** QSP 1221 - Analysis of Microbiological Contaminants

### MICROBIOLOGY TEST RESULTS (PCR) - 03/24/2025 PASS

COMPOUND	ACTION LIMIT (cfu/g)	RESULT (cfu/g)	RESULT
Bile-Tolerant Gram-Negative Bacteria		ND	
Salmonella spp.	Not Detected in 1g	ND	PASS
Shiga toxin-producing Escherichia coli	Not Detected in 1g	ND	PASS
Staphylococcus aureus		ND	



### Microbiology Analysis *Continued*

#### MICROBIOLOGY TEST RESULTS (PLATING) - 03/24/2025 ND

Analysis conducted by 3M™ Petrifilm™ and plate counts of microbiological contaminants.

**Method:** QSP 6794 - Plating with 3M™ Petrifilm™

COMPOUND	RESULT (cfu/g)
Total Aerobic Bacteria	ND
Total Yeast and Mold	ND

#### NOTES

Sample unit mass provided by client.