



US010130701B2

(12) **United States Patent**  
**Bickerton et al.**

(10) **Patent No.:** **US 10,130,701 B2**  
(45) **Date of Patent:** **Nov. 20, 2018**

(54) **CORONAVIRUS**

- (71) **Applicant:** **THE PIRBRIGHT INSTITUTE,**  
**Pirbright, Woking (GB)**
- (72) **Inventors:** **Erica Bickerton,** Woking (GB); **Sarah Keep,** Woking (GB); **Paul Britton,** Woking (GB)
- (73) **Assignee:** **THE PIRBRIGHT INSTITUTE,**  
Woking, Pirbright (GB)
- (\* ) **Notice:** Subject to any disclaimer, the term of this patent is extended or adjusted under 35 U.S.C. 154(b) by 0 days.

- (21) **Appl. No.:** **15/328,179**
- (22) **PCT Filed:** **Jul. 23, 2015**
- (86) **PCT No.:** **PCT/GB2015/052124**  
§ 371 (c)(1),  
(2) **Date:** **Jan. 23, 2017**
- (87) **PCT Pub. No.:** **WO2016/012793**  
**PCT Pub. Date:** **Jan. 28, 2016**

(65) **Prior Publication Data**  
US 2017/0216427 A1 Aug. 3, 2017

(30) **Foreign Application Priority Data**  
Jul. 23, 2014 (GB) ..... 1413020.7

(51) **Int. Cl.**  
**A61K 39/215** (2006.01)  
**C12N 7/00** (2006.01)  
**C12N 9/12** (2006.01)  
**A61K 39/00** (2006.01)

(52) **U.S. Cl.**  
CPC ..... **A61K 39/215** (2013.01); **C12N 7/00** (2013.01); **C12N 9/127** (2013.01); **C12Y 207/07048** (2013.01); **A61K 2039/5254** (2013.01); **A61K 2039/54** (2013.01); **C12N 2770/20021** (2013.01); **C12N 2770/20022** (2013.01); **C12N 2770/20034** (2013.01); **C12N 2770/20051** (2013.01); **C12N 2770/20062** (2013.01)

(58) **Field of Classification Search**  
CPC ..... A61K 39/215  
See application file for complete search history.

(56) **References Cited**  
**U.S. PATENT DOCUMENTS**  
7,452,542 B2 \* 11/2008 Denison ..... C07K 14/005  
424/221.1

**FOREIGN PATENT DOCUMENTS**  
WO WO-2004/092360 A2 10/2004  
WO WO-2005/049814 A2 6/2005  
WO WO-2007/078203 A1 7/2007  
WO WO-2011/004146 A1 1/2011

OTHER PUBLICATIONS

Sperry Journal of Virology, 2005, vol. 79, No. 6, pp. 3391-3400.\*  
Altschul et al., Basic local alignment search tool. *J. Mol. Biol.* 215: 403-10 (1990).  
Ammayappan et al., Identification of sequence changes responsible for the attenuation of avian infectious bronchitis virus strain Arkansas DPI, *Arch. Virol.*, 154(3):495-9 (2009).  
Anonymous: "EM\_STD:KF377577", Oct. 30, 2013.  
Armesto et al., A recombinant avian infectious bronchitis virus expressing a heterologous spike gene belonging to the 4/91 serotype, *PLoS One*, 6(8):e24352 (2011).  
Armesto et al., The replicase gene of avian coronavirus infectious bronchitis virus is a determinant of pathogenicity, *PLoS One*, 4(10):e7384 (2009).  
Armesto et al., Transient dominant selection for the modification and generation of recombinant infectious bronchitis coronaviruses, *Methods Mol. Biol.*, 454:255-73 (2008).  
Ausubel et al., *Short Protocols in Molecular Biology*, 4th edition, Chapter 18 (1999).  
Britton et al., Generation of a recombinant avian coronavirus infectious bronchitis virus using transient dominant selection, *J. Virol. Methods*, 123(2):203-11 (2005).  
Britton et al., Modification of the avian coronavirus infectious bronchitis virus for vaccine development, *Bioeng. Bugs.*, 3(2):114-9 (2012).  
Casais et al., Recombinant avian infectious bronchitis virus expressing a heterologous spike gene demonstrates that the spike protein is a determinant of cell tropism, *J. Virol.*, 77(16):9084-9 (2003).  
Casais et al., Reverse genetics system for the avian coronavirus infectious bronchitis virus, *J. Virol.*, 75(24):12359-69 (2001).  
Devereux et al., A comprehensive set of sequence analysis programmes for the VAX. *Nucl. Acids Res.* 12: 387-95 (1984).  
Cavanagh et al., Manipulation of the infectious bronchitis coronavirus genome for vaccine development and analysis of the accessory proteins, *Vaccine*, 25(30):5558-62 (2007).  
International Preliminary Report on Patentability, International Application No. PCT/GB2015/052124, dated Jan. 24, 2017.  
International Search Report and Written Opinion, International Application No. PCT/GB2015/052124, dated Oct. 9, 2015.  
Larkin et al., Clustal W and Clustal X version 2.0, *Bioinformatics*, 23(21):2947-8 (2007).  
Menachery et al., Attenuation and restoration of severe acute respiratory syndrome coronavirus mutant lacking 2'-O-methyltransferase activity, *J. Virol.*, 88(8):4251-64 (2014).  
Tatusova et al., BLAST 2 Sequences, a new tool for comparing protein and nucleotide sequences, *FEMS Microbiol. Lett.*, 174(2):247-50 (1999).

(Continued)

*Primary Examiner* — Bao Q Li  
(74) *Attorney, Agent, or Firm* — Marshall, Gerstein & Borun LLP

(57) **ABSTRACT**

The present invention provides a live, attenuated coronavirus comprising a variant replicase gene encoding polyproteins comprising a mutation in one or more of non-structural protein(s) (nsp)-10, nsp-14, nsp-15 or nsp-16. The coronavirus may be used as a vaccine for treating and/or preventing a disease, such as infectious bronchitis, in a subject.

**25 Claims, 15 Drawing Sheets**  
**Specification includes a Sequence Listing.**

(56)

**References Cited**

OTHER PUBLICATIONS

Wang et al., Attenuation of porcine reproductive and respiratory syndrome virus strain MN184 using chimeric construction with vaccine sequence, *Virology*, 371(2):418-29 (2008).

Wei et al., Development and characterization of a recombinant infectious bronchitis virus expressing the ectodomain region of S1 gene of H120 strain, *Appl. Microbiol. Biotechnol.*, 98(4):1727-35 (2014).

\* cited by examiner

FIGURE 1

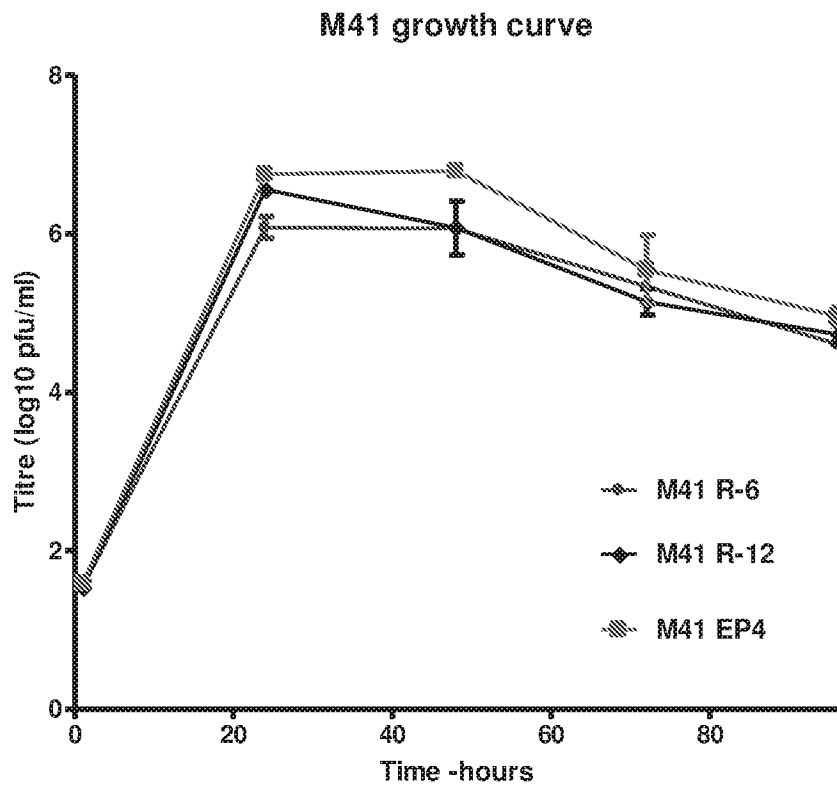


FIGURE 2

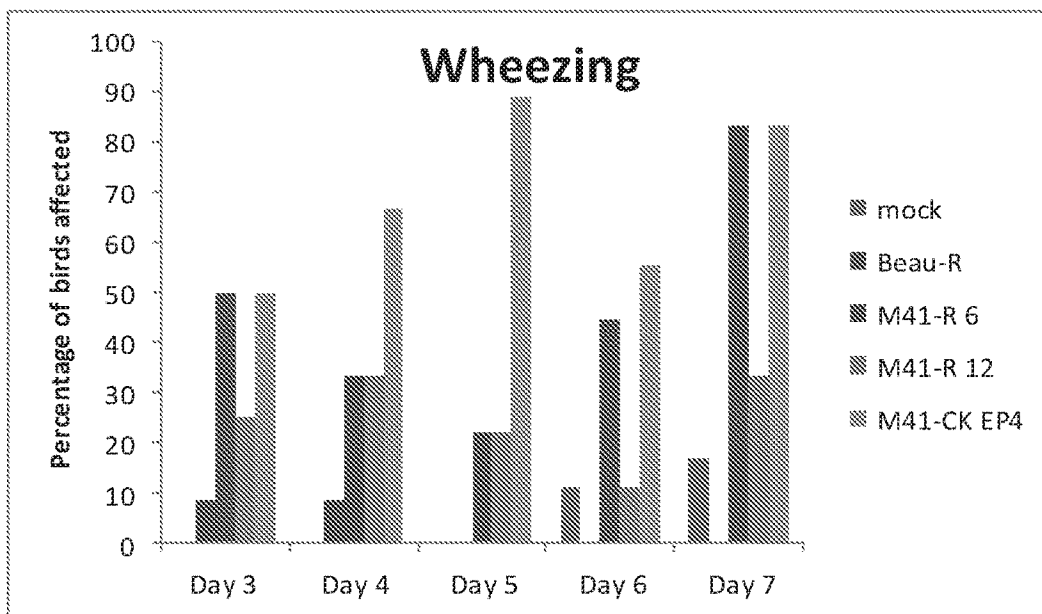
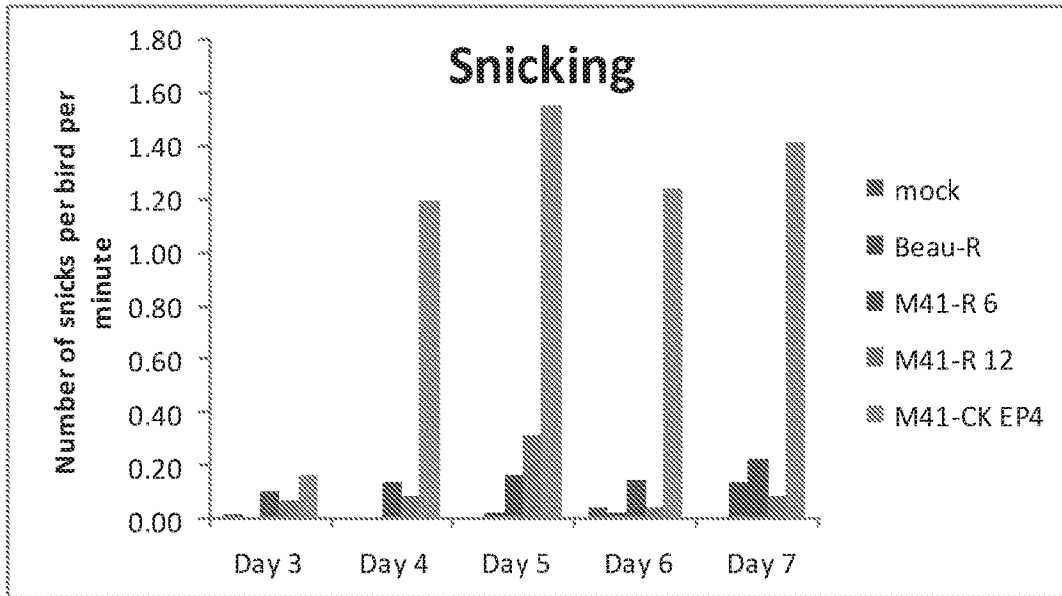


FIGURE 3

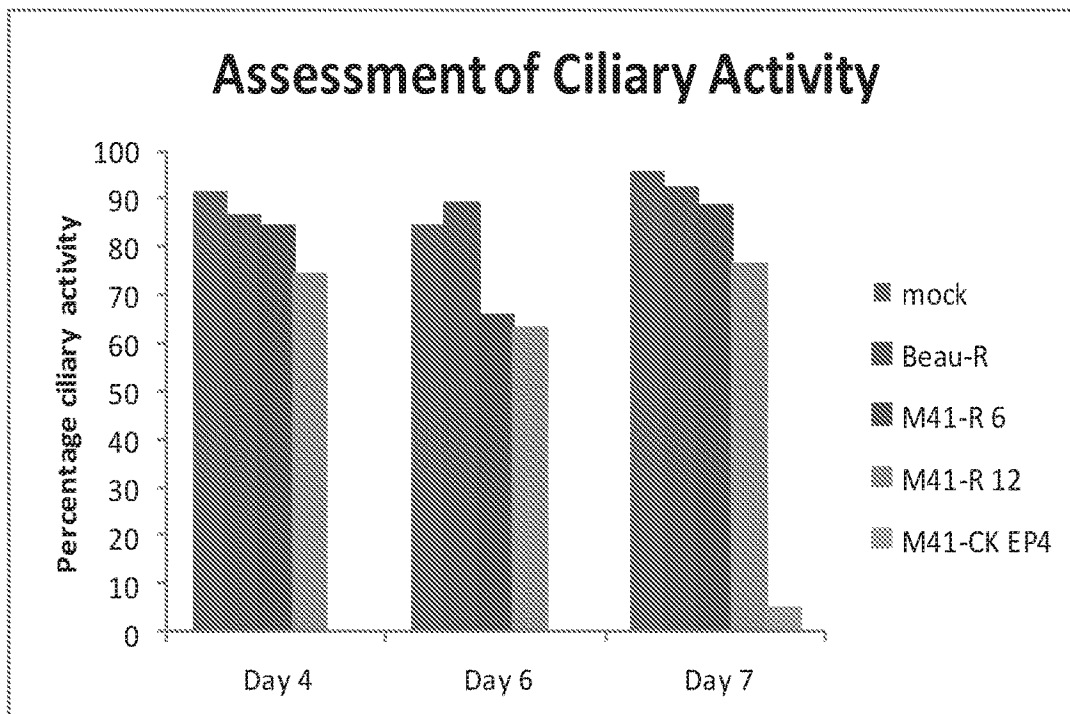


FIGURE 4

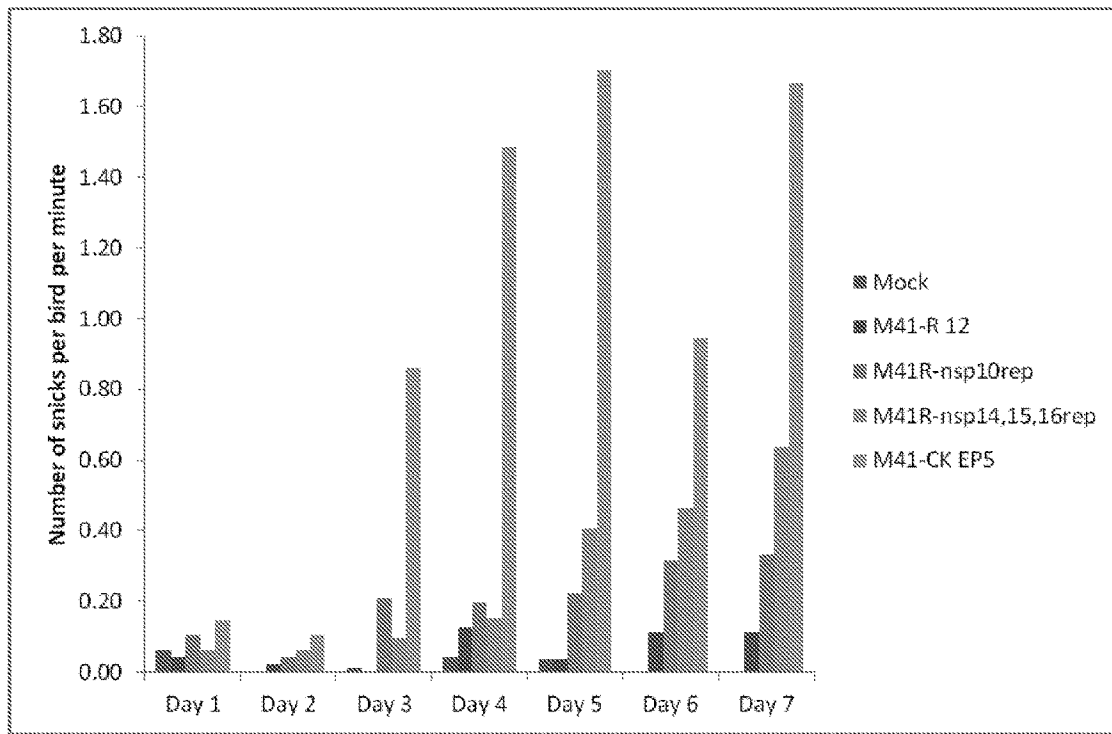


FIGURE 5

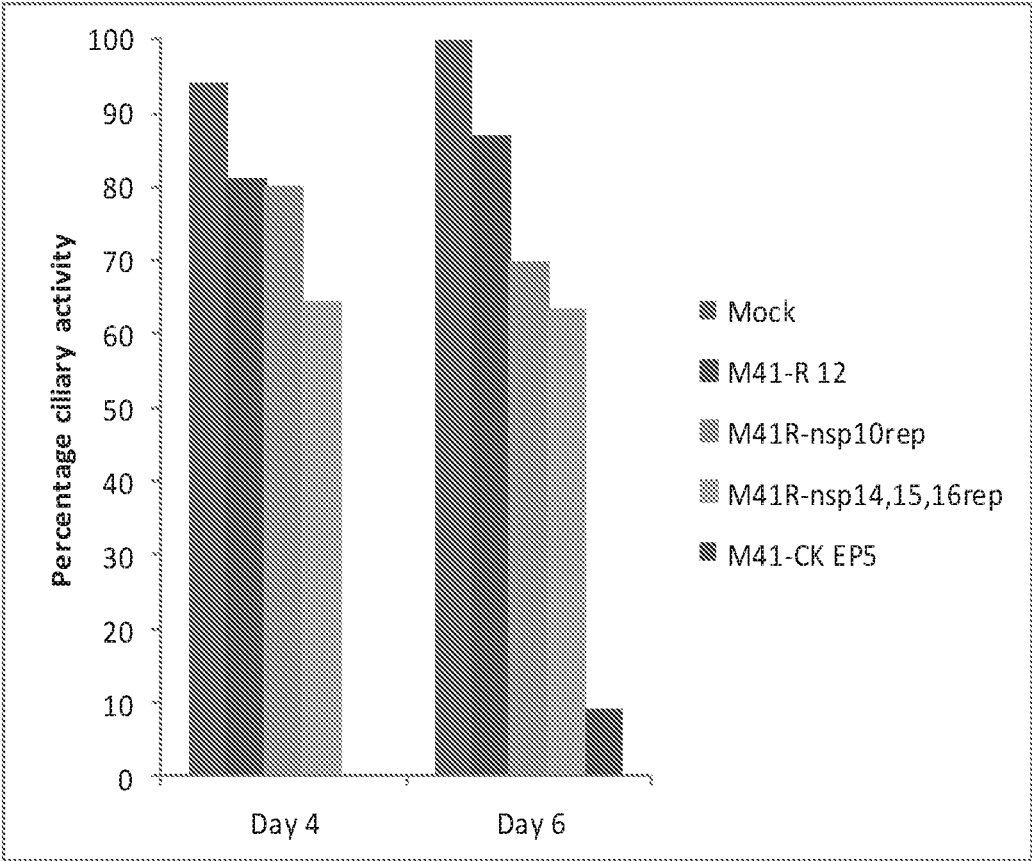


FIGURE 6

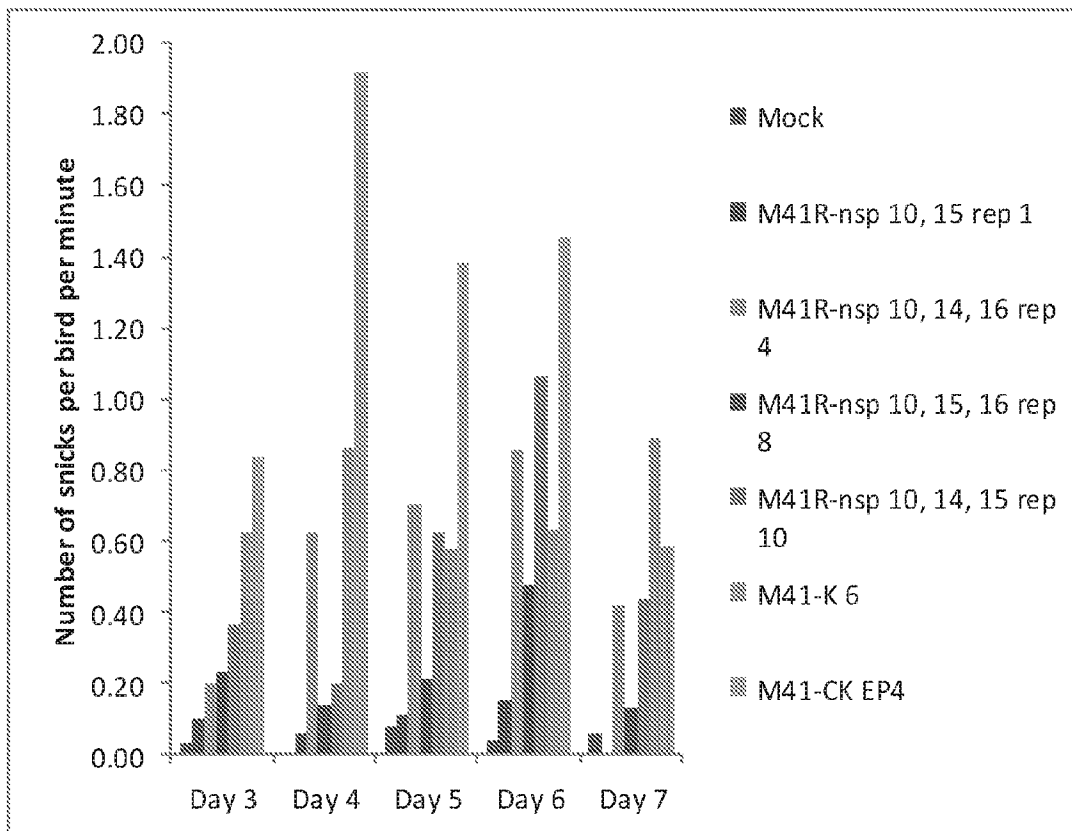




FIGURE 7

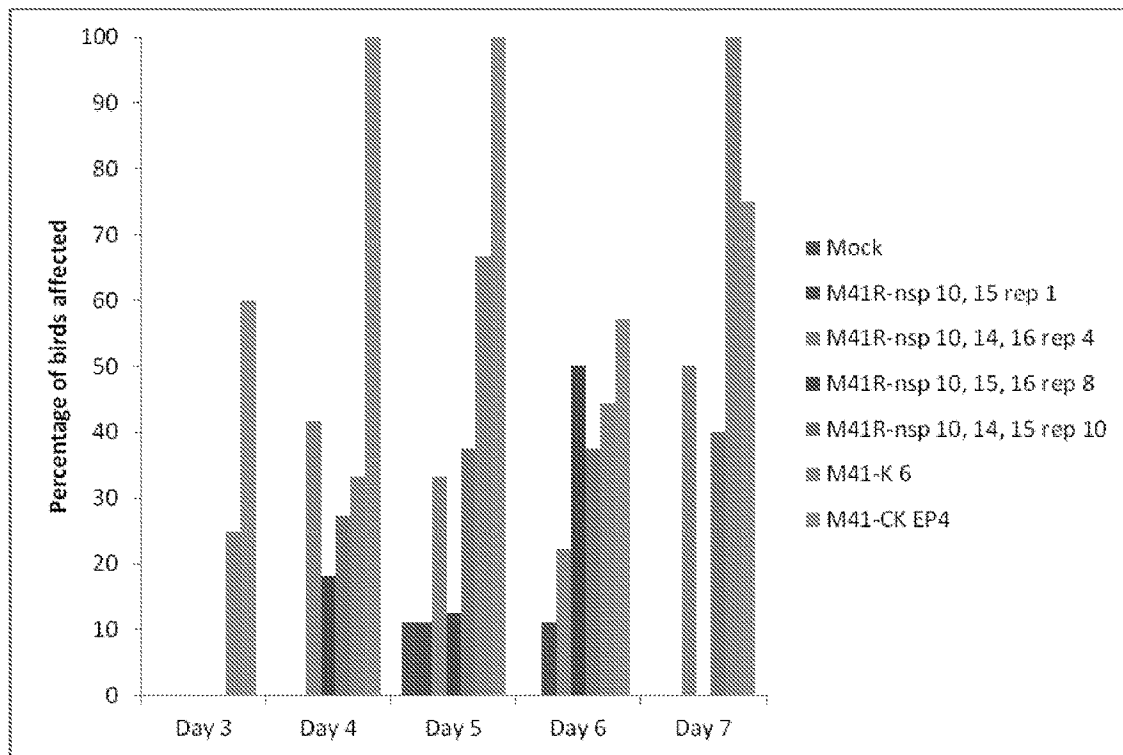


FIGURE 8

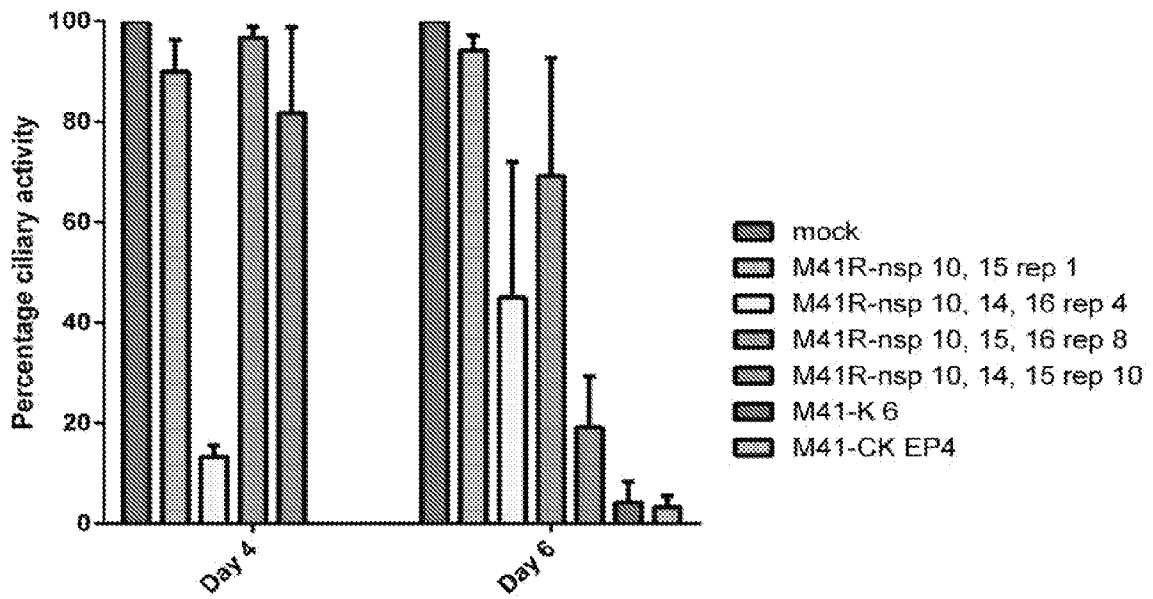
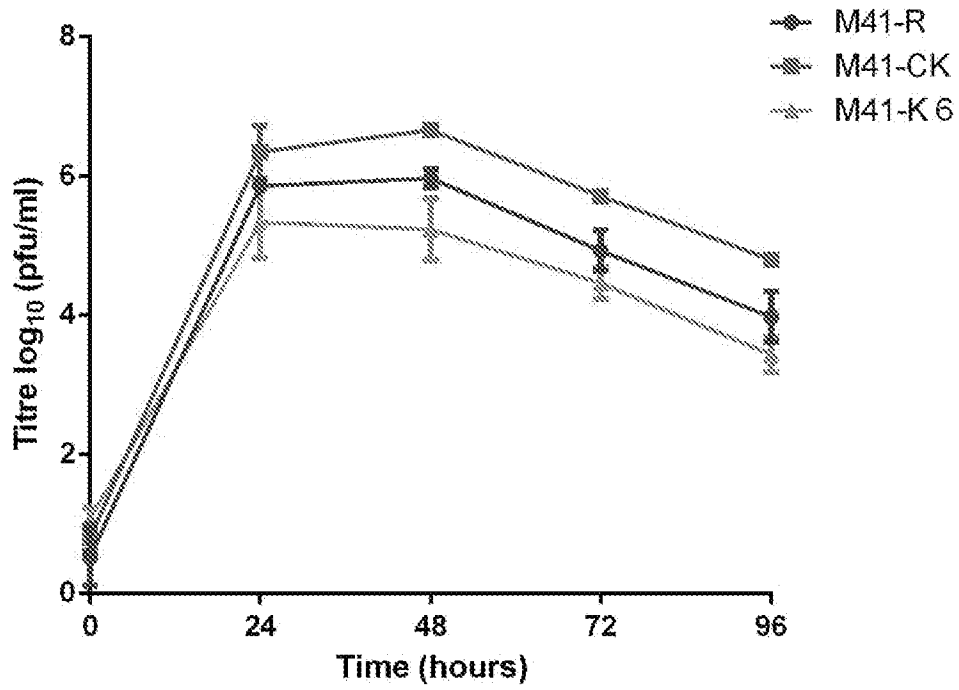


FIGURE 9

A



B

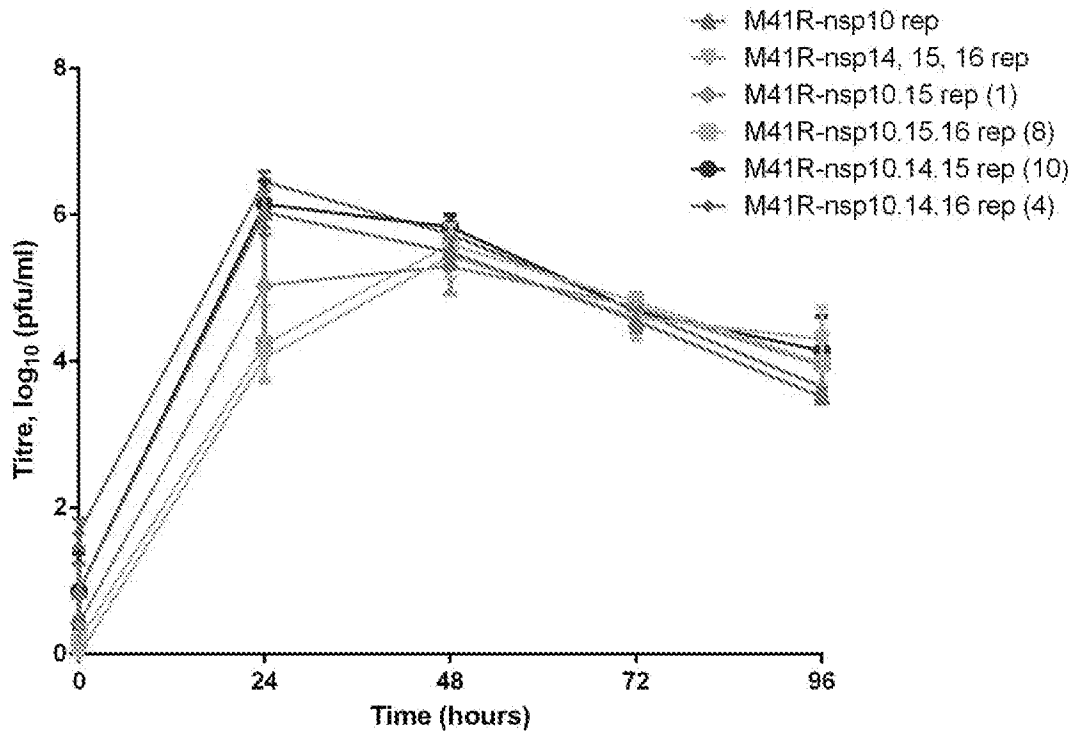


Fig. 10

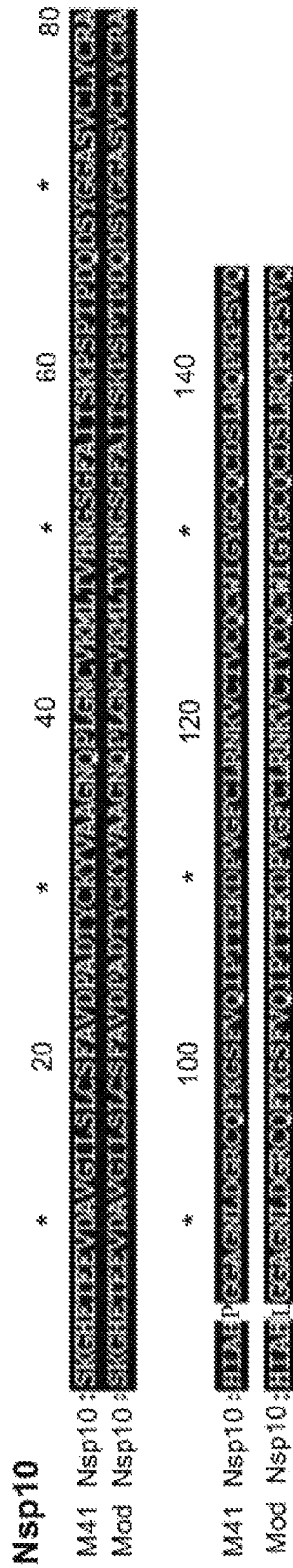


Fig. 10 (cont.)

Nsp14

|            |  |     |   |     |   |     |   |     |
|------------|--|-----|---|-----|---|-----|---|-----|
|            | *  | 20  | * | 40  | * | 60  | * | 80  |
| M41 Nsp14: | SIGLEFICNKEEFGVHPAYAVITKALAAIKVNDLAAALYVNZASSEITTKHINSULGFTQSVNVEGCIMMFTTRIZAIR    |     |   |     |   |     |   |     |
| Mod Nsp14: | SIGLEFICNKEEFGVHPAYAVITKALAAIKVNDLAAALYVNZASSEITTKHILISLIGFTQSVNVEGCIMMFTTRIZAIR   |     |   |     |   |     |   |     |
|            | *  | 100 | * | 120 | * | 140 | * | 160 |
| M41 Nsp14: | VIRGVGFDWEATHACGTNIGTINLPPQVGRSTGADFFVTPZGLVDTSIGNNEFPVNSKAPPGZOPNHLRALFKSAKEGHI   |     |   |     |   |     |   |     |
| Mod Nsp14: | VIRGVGFDWEATHACGTNIGTINLPPQVGRSTGADFFVTPZGLVDTSIGNNEFPVNSKAPPGZOPNHLRALFKSAKEGHI   |     |   |     |   |     |   |     |
|            | *  | 180 | * | 200 | * | 220 | * | 240 |
| M41 Nsp14: | VREPRIVQMLADNMLCNVSDCYVEVIVWCHGLELITLRYFVKIGKIQVCSCGSRATTFNSHTQAYACKHICIGFDVYNELLY |     |   |     |   |     |   |     |
| Mod Nsp14: | VREPRIVQMLADNMLCNVSDCYVEVIVWCHGLELITLRYFVKIGKIQVCSCGSRATTFNSHTQAYACKHICIGFDVYNELLY |     |   |     |   |     |   |     |
|            | *  | 260 | * | 280 | * | 300 | * | 320 |
| M41 Nsp14: | DIOCGYISERLQFNHDLICNVEHARVASADAIMTFCLATRNALFCQVZMMLTYPHIANDEIVNSSCYLQRMILKACVH     |     |   |     |   |     |   |     |
| Mod Nsp14: | DIOCGYISERLQFNHDLICNVEHARVASADAIMTFCLATRNALFCQVZMMLTYPHIANDEIVNSSCYLQRMILKACVH     |     |   |     |   |     |   |     |
|            | *  | 340 | * | 360 | * | 380 | * | 400 |
| M41 Nsp14: | ALKVINVYDIENPKGKICVVRGDLNFRFYDKNPIVWVKQFEYDYNQHKIKFADGLCHFNQVVICYPDINSIVCRYDTRK    |     |   |     |   |     |   |     |
| Mod Nsp14: | ALKVINVYDIENPKGKICVVRGDLNFRFYDKNPIVWVKQFEYDYNQHKIKFADGLCHFNQVVICYPDINSILCRYDTRK    |     |   |     |   |     |   |     |
|            | *  | 420 | * | 440 | * | 460 | * | 480 |
| M41 Nsp14: | LSVFNLPGCGGGSILVVKKIAFTIKFKFDRISFRNLKAMPFFFIDSSPCETIQDGVACMLVSLATKDCITKONIGGAVCKK  |     |   |     |   |     |   |     |
| Mod Nsp14: | LSVFNLPGCGGGSILVVKKIAFTIKFKFDRISFRNLKAMPFFFIDSSPCETIQDGVACMLVSLATKDCITKONIGGAVCKK  |     |   |     |   |     |   |     |
|            | *  | 500 | * | 520 |   |     |   |     |
| M41 Nsp14: | IACQYADQVTSYNAAVTAGFTFVWVNNINPYNLWKSFSALO  |     |   |     |   |     |   |     |
| Mod Nsp14: | IACQYADQVTSYNAAVTAGFTFVWVNNINPYNLWKSFSALO  |     |   |     |   |     |   |     |

Fig. 10 (cont.)

Nsp15

|            |   |    |   |    |   |    |   |    |
|------------|---|----|---|----|---|----|---|----|
|            | *   | 20 | * | 40 | * | 60 | * | 80 |
| M41 Nsp15: | S I D N I A Y R N K G G H Y D N I G D E P T I V I G K V F V I D Q S V E K A V E T T N O T I L P T S V A F E L Y A K P N I R T L N N R I I L K G L G V I V E |    |   |    |   |    |   |    |
| Mod Nsp15: | S I D N I A Y R N K G G H Y D A I G E M P T I V I G K V F V I D Q S V E K A V E T T N O T I L P T S V A F E L Y A K P N I R T L N N R I I L K G L G V I V E |    |   |    |   |    |   |    |

|            |   |     |   |     |   |     |   |     |
|------------|---|-----|---|-----|---|-----|---|-----|
|            | *   | 100 | * | 120 | * | 140 | * | 160 |
| M41 Nsp15: | N G F V I N D Y T K Q T F L Y R N I V K V C A Y T I D I E P N G L I V L Y D D R Y G D Y Q S F L A A I N A V L V S T Q C K R Y S Y V E I P S N I L V Q N G I P L |     |   |     |   |     |   |     |
| Mod Nsp15: | N G F V I N D Y T K Q T F L Y R N I V K V C A Y T I D I E P N G L I V L Y D D R Y G D Y Q S F L A A I N A V L V S T Q C K R Y S Y V E I P S N I L V Q N G I P L |     |   |     |   |     |   |     |

|            |   |     |   |     |   |     |   |     |
|------------|---|-----|---|-----|---|-----|---|-----|
|            | *   | 180 | *   | 200 | * | 220 | * | 240 |
| M41 Nsp15: | K D S A N L Y V Y K R V I N G A F V I L P N T |     | I N T O G R S Y E T E F P R S I W E R D E F L I N S E S E S E V E K Y G K E I G L Q H I I Y G Z V K P O L G G L I T V |     |   |     |   |     |
| Mod Nsp15: | K D G A N L Y V Y K R V I N G A F V I L P N T |     | I N T O G R S Y E T E F P A S I W E R D E F L I N S E S E S E V E K Y G K E I G L Q H I I Y G Z V K P O L G G L I T V |     |   |     |   |     |

|            |   |     |   |     |   |     |   |     |
|------------|---|-----|---|-----|---|-----|---|-----|
|            | *   | 260 | * | 280 | * | 300 | * | 320 |
| M41 Nsp15: | I G Y C R L L R A N K L N A K S V I N S D S D W M Q N Y F V L A D N G S Y K Q V C T V D I L L D F L E L L R N I L K E Y G I N K S K V T V S I D Y H S I N |     |   |     |   |     |   |     |
| Mod Nsp15: | I G Y C R L L R A N K L N A K S V I N S D S D W M Q N Y F V L A D N G S Y K Q V C T V D I L L D F L E L L R N I L K E Y G I N K S K V T V S I D Y H S I N |     |   |     |   |     |   |     |

|            |                                     |
|------------|-------------------------------------|
|            | *                                   |
| M41 Nsp15: | E M I N E D I G I I K T C I P O L C |
| Mod Nsp15: | E M I N E D I G I I K T C I P O L C |

Fig. 10 (cont.)

**Nsp16**

|           |   |   |     |   |     |                                |     |   |     |
|-----------|---|---|-----|---|-----|--------------------------------|-----|---|-----|
|           |   | *   | 20  | * | 40  | *                              | 60  | * | 80  |
| M41 Nsp16 | : | SAPTCGGYMEELKRVQNCVMEPCNHPNYGVGIALPSGIMANVAKTOLCOYLSTKTKCVPHMRVWHRGAGSDKGVAPES      |     |   |     |                                |     |   |     |
| Mod Nsp16 | : | SAPTCGGYMEELKRVQNCVMEPCNHPNYGVGIALPSGIMANVAKTOLCOYLSTKTKCVPHMRVWHRGAGSDKGVAPES      |     |   |     |                                |     |   |     |
|           |   |   |     |   |     |                                |     |   |     |
|           |   | *   | 100 | * | 120 | *                              | 140 | * | 180 |
| M41 Nsp16 | : | IVLKCZLPEGCLLVYDNDIVDYVSDARVSVLSDCNKYKTEHKFDLIVLSIMYTDNDSKRRKHEGYIANNCHDQVFTYLSDFLE |     |   |     |                                |     |   |     |
| Mod Nsp16 | : | IVLKCZLPEGCLLVYDNDIVDYVSDARVSVLSDCNKYKTEHKFDLIVLSIMYTDNDSKRRKHEGYIANNCHDQVFTYLSDFLE |     |   |     |                                |     |   |     |
|           |   |   |     |   |     |                                |     |   |     |
|           |   | *   | 180 | * | 200 | *                              | 220 | * | 240 |
| M41 Nsp16 | : | NNLALGGSFAVKVTESSWHEVLYDILAQDCARWTRGCTAVWASSSEAFI                                   |     |   |     | GVNYLGASEKVKVSGKTLHANYIQRNCHYI |     |   |     |
| Mod Nsp16 | : | NNLALGGSFAVKVTESSWHEVLYDILAQDCARWTRGCTAVWASSSEAFI                                   |     |   |     | GVNYLGASEKVKVSGKTLHANYIQRNCHYI |     |   |     |
|           |   |   |     |   |     |                                |     |   |     |
|           |   | *   | 260 | * | 280 | *                              | 300 |   |     |
| M41 Nsp16 | : | QTSAYSIFIVAKFDLRRLKATPVVNLKTEPKTDLVFNLIKCGKLLVRIYVGNISFISDSFVCIW                    |     |   |     |                                |     |   |     |
| Mod Nsp16 | : | QTSAYSIFIVAKFDLRRLKATPVVNLKTEPKTDLVFNLIKCGKLLVRIYVGNISFISDSFVCIW                    |     |   |     |                                |     |   |     |

Fig. 11A

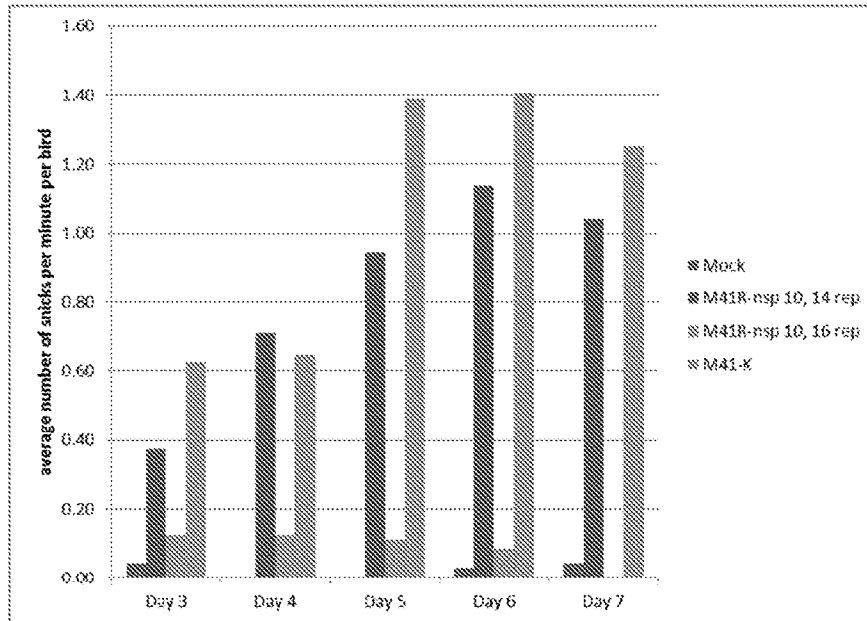


Fig. 11B

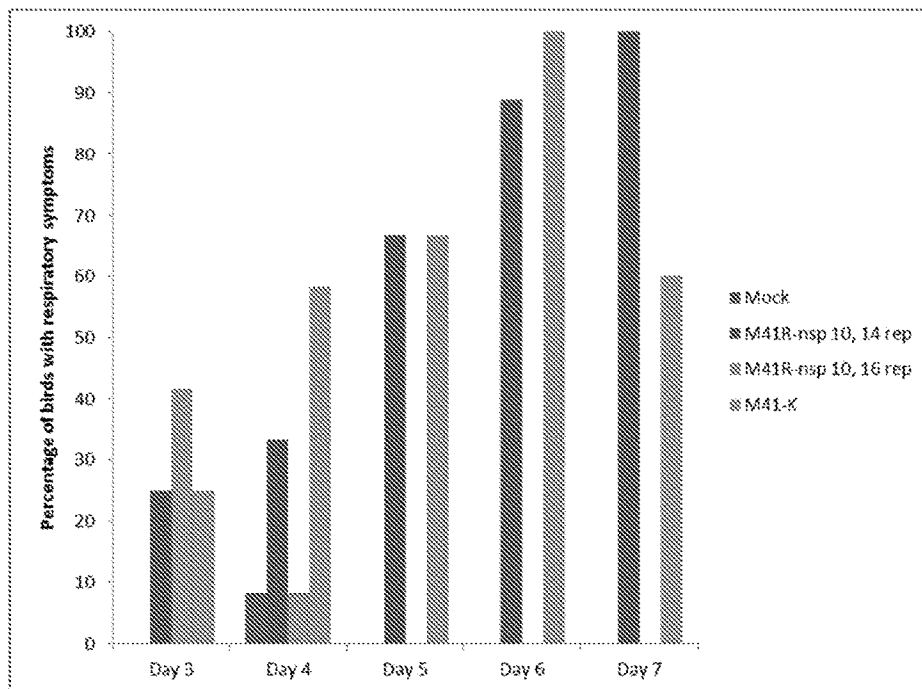
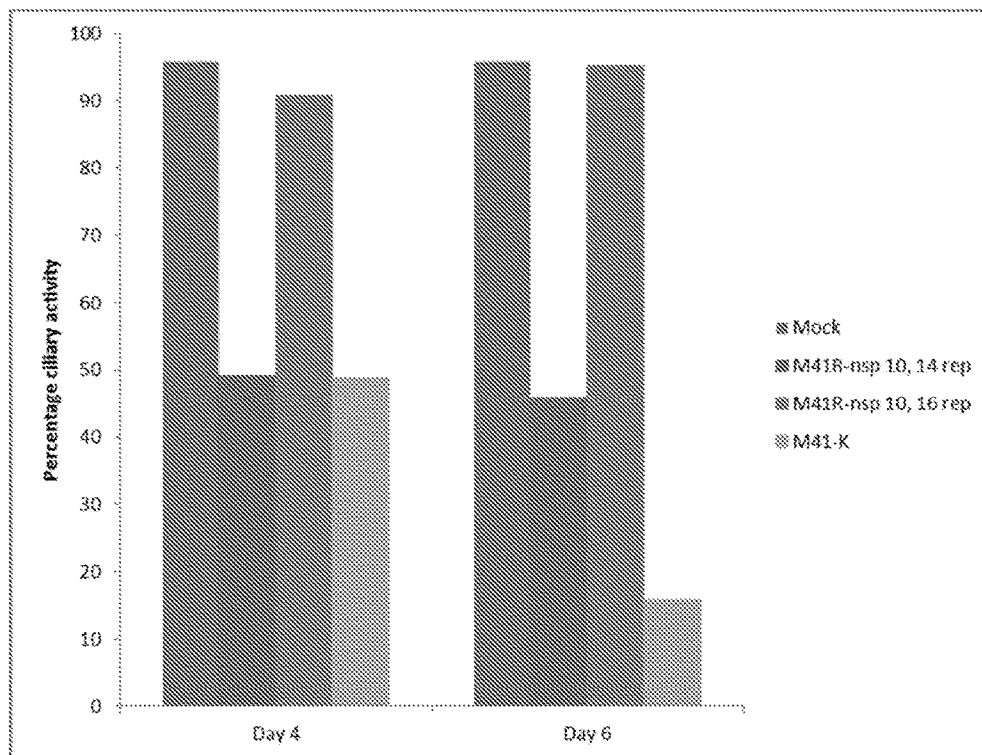




Fig. 11C



1

**CORONAVIRUS**

## FIELD OF THE INVENTION

The present invention relates to an attenuated coronavirus comprising a variant replicase gene, which causes the virus to have reduced pathogenicity. The present invention also relates to the use of such a coronavirus in a vaccine to prevent and/or treat a disease.

## BACKGROUND TO THE INVENTION

Avian infectious bronchitis virus (IBV), the aetiological agent of infectious bronchitis (IB), is a highly infectious and contagious pathogen of domestic fowl that replicates primarily in the respiratory tract but also in epithelial cells of the gut, kidney and oviduct. IBV is a member of the Order Nidovirales, Family Coronaviridae, Subfamily Coronavirinae and Genus *Gammacoronavirus*; genetically very similar coronaviruses cause disease in turkeys, guinea fowl and pheasants.

Clinical signs of IB include sneezing, tracheal rales, nasal discharge and wheezing. Meat-type birds have reduced weight gain, whilst egg-laying birds lay fewer eggs and produce poor quality eggs. The respiratory infection predisposes chickens to secondary bacterial infections which can be fatal in chicks. The virus can also cause permanent damage to the oviduct, especially in chicks, leading to reduced egg production and quality; and kidney, sometimes leading to kidney disease which can be fatal.

IBV has been reported to be responsible for more economic loss to the poultry industry than any other infectious disease. Although live attenuated vaccines and inactivated vaccines are universally used in the control of IBV, the protection gained by use of vaccination can be lost either due to vaccine breakdown or the introduction of a new IBV serotype that is not related to the vaccine used, posing a risk to the poultry industry.

Further, there is a need in the industry to develop vaccines which are suitable for use in ovo, in order to improve the efficiency and cost-effectiveness of vaccination programmes. A major challenge associated with in ovo vaccination is that the virus must be capable of replicating in the presence of maternally-derived antibodies against the virus, without being pathogenic to the embryo. Current IBV vaccines are derived following multiple passage in embryonated eggs, this results in viruses with reduced pathogenicity for chickens, so that they can be used as live attenuated vaccines. However such viruses almost always show an increased virulence to embryos and therefore cannot be used for in ovo vaccination as they cause reduced hatchability. A 70% reduction in hatchability is seen in some cases.

Attenuation following multiple passage in embryonated eggs also suffers from other disadvantages. It is an empirical method, as attenuation of the viruses is random and will differ every time the virus is passaged, so passage of the same virus through a different series of eggs for attenuation purposes will lead to a different set of mutations leading to attenuation. There are also efficacy problems associated with the process: some mutations will affect the replication of the virus and some of the mutations may make the virus too attenuated. Mutations can also occur in the S gene which may also affect immunogenicity so that the desired immune response is affected and the potential vaccine may not protect against the required serotype. In addition there are problems associated with reversion to virulence and stability of vaccines.

2

It is important that new and safer vaccines are developed for the control of IBV. Thus there is a need for IBV vaccines which are not associated with these issues, in particular vaccines which may be used for in ovo vaccination.

## SUMMARY OF ASPECTS OF THE INVENTION

The present inventors have used a reverse genetics approach in order to rationally attenuate IBV. This approach is much more controllable than random attenuation following multiple passages in embryonated eggs because the position of each mutation is known and its effect on the virus, i.e. the reason for attenuation, can be derived.

Using their reverse genetics approach, the present inventors have identified various mutations which cause the virus to have reduced levels of pathogenicity. The levels of pathogenicity may be reduced such that when the virus is administered to an embryonated egg, it is capable of replicating without being pathogenic to the embryo. Such viruses may be suitable for in ovo vaccination, which is a significant advantage and has improvement over attenuated IBV vaccines produced following multiple passage in embryonated eggs.

Thus in a first aspect, the present invention provides a live, attenuated coronavirus comprising a variant replicase gene encoding polyproteins comprising a mutation in one or more of non-structural protein(s) (nsp)-10, nsp-14, nsp-15 or nsp-16.

The variant replicase gene may encode a protein comprising one or more amino acid mutations selected from the list of:

- Pro to Leu at position 85 of SEQ ID NO: 6;
- Val to Leu at position 393 of SEQ ID NO: 7;
- Leu to Ile at position 183 of SEQ ID NO: 8;
- Val to Ile at position 209 of SEQ ID NO: 9.

The replicase gene may encode a protein comprising the amino acid mutation Pro to Leu at position 85 of SEQ ID NO: 6.

The replicase gene may encode a protein comprising the amino acid mutations Val to Leu at position 393 of SEQ ID NO: 7; Leu to Ile at position 183 of SEQ ID NO: 8; and Val to Ile at position 209 of SEQ ID NO: 9.

The replicase gene may encode a protein comprising the amino acid mutations Pro to Leu at position 85 of SEQ ID NO: 6; Val to Leu at position 393 of SEQ ID NO: 7; Leu to Ile at position 183 of SEQ ID NO: 8; and Val to Ile at position 209 of SEQ ID NO: 9.

The replicase gene may comprise one or more nucleotide substitutions selected from the list of:

- C to T at nucleotide position 12137;
  - G to C at nucleotide position 18114;
  - T to A at nucleotide position 19047; and
  - G to A at nucleotide position 20139;
- compared to the sequence shown as SEQ ID NO: 1.

The coronavirus may be an infectious bronchitis virus (IBV).

The coronavirus may be IBV M41.

The coronavirus may comprise an S protein at least part of which is from an IBV serotype other than M41.

For example, the S1 subunit or the entire S protein may be from an IBV serotype other than M41.

The coronavirus according to the first aspect of the invention has reduced pathogenicity compared to a coronavirus expressing a corresponding wild-type replicase, such that when the virus is administered to an embryonated egg, it is capable of replicating without being pathogenic to the embryo.

In a second aspect, the present invention provides a variant replicase gene as defined in connection with the first aspect of the invention.

In a third aspect, the present invention provides a protein encoded by a variant coronavirus replicase gene according to the second aspect of the invention.

In a fourth aspect, the present invention provides a plasmid comprising a replicase gene according to the second aspect of the invention.

In a fifth aspect, the present invention provides a method for making the coronavirus according to the first aspect of the invention which comprises the following steps:

- (i) transfecting a plasmid according to the fourth aspect of the invention into a host cell;
- (ii) infecting the host cell with a recombinant virus comprising the genome of a coronavirus strain with a replicase gene;
- (iii) allowing homologous recombination to occur between the replicase gene sequences in the plasmid and the corresponding sequences in the recombinant virus genome to produce a modified replicase gene; and
- (iv) selecting for recombinant virus comprising the modified replicase gene.

The recombinant virus may be a vaccinia virus.

The method may also include the step:

- (v) recovering recombinant coronavirus comprising the modified replicase gene from the DNA from the recombinant virus from step (iv).

In a sixth aspect, the present invention provides a cell capable of producing a coronavirus according to the first aspect of the invention.

In a seventh aspect, the present invention provides a vaccine comprising a coronavirus according to the first aspect of the invention and a pharmaceutically acceptable carrier.

In an eighth aspect, the present invention provides a method for treating and/or preventing a disease in a subject which comprises the step of administering a vaccine according to the seventh aspect of the invention to the subject.

Further aspects of the invention provide:

the vaccine according to the seventh aspect of the invention for use in treating and/or preventing a disease in a subject.

use of a coronavirus according to the first aspect of the invention in the manufacture of a vaccine for treating and/or preventing a disease in a subject.

The disease may be infectious bronchitis (IB).

The method of administration of the vaccine may be selected from the group consisting of; eye drop administration, intranasal administration, drinking water administration, post-hatch injection and in ovo injection.

Vaccination may be by in ova vaccination.

The present invention also provides a method for producing a vaccine according to the seventh aspect of the invention, which comprises the step of infecting a cell according to the sixth aspect of the invention with a coronavirus according to the first aspect of the invention.

#### DESCRIPTION OF THE FIGURES

FIG. 1—Growth kinetics of M41-R-6 and M41-R-12 compared to M41-CK (M41 EP4) on CK cells

FIG. 2—Clinical signs, snicking and wheezing, associated with M41-R-6 and M41-R-12 compared to M41-CK (M41 EP4) and Beau-R (Bars show mock, Beau-R, M41-R 6, M41-R 12, M41-CK EP4 from left to right of each timepoint).

FIG. 3—Ciliary activity of the viruses in tracheal rings isolated from tracheas taken from infected chicks. 100% ciliary activity indicates no effect by the virus; apathogenic, 0% activity indicates complete loss of ciliary activity, complete ciliostasis, indicating the virus is pathogenic (Bars show mock, Beau-R, M41-R 6, M41-R 12, M41-CK EP4 from left to right of each timepoint).

FIG. 4—Clinical signs, snicking, associated with M41R-nsp10rep and M41R-nsp14,15,16rep compared to M41-R-12 and M41-CK (M41 EP5) (Bars show mock, M41-R12; M41R-nsp10rep; M41R-nsp14,15,16rep and M41-CK EP5 from left to right of each timepoint).

FIG. 5—Ciliary activity of M41R-nsp10rep and M41R-nsp14,15,16rep compared to M41-R-12 and M41-CK in tracheal rings isolated from tracheas taken from infected chicks (Bars show mock; M41-R12; M41R-nsp10rep; M41R-nsp14,15,16rep and M41-CK EP5 from left to right of each timepoint).

FIG. 6—Clinical signs, snicking, associated with M41R-nsp10, 15rep, M41R-nsp10, 14, 15rep, M41R-nsp10, 14, 16rep, M41R-nsp10, 15, 16rep and M41-K compared to M41-CK (Bars show mock, M41R-nsp10,15rep1; M41R-nsp10,14,16rep4; M41R-nsp10,15,16rep8; M41R-nsp10,14, 15rep10; M41-K6 and M41-CK EP4 from left to right of each timepoint).

FIG. 7—Clinical signs, wheezing, associated with M41R-nsp10, 15rep, M41R-nsp10, 14, 15rep, M41R-nsp10, 14, 16rep, M41R-nsp10, 15, 16rep and M41-K compared to M41-CK (Bars show mock, M41R-nsp10,15rep1; M41R-nsp10,14,16rep4; M41R-nsp10,15,16rep8; M41R-nsp10,14, 15rep10; M41-K6 and M41-CK EP4 from left to right of each timepoint).

FIG. 8—Ciliary activity of M41R-nsp10, 15rep, M41R-nsp10, 14, 15rep, M41R-nsp10, 14, 16rep, M41R-nsp10, 15, 16rep and M41-K compared to M41-CK in tracheal rings isolated from tracheas taken from infected chicks (Bars show mock, M41R-nsp10,15rep1; M41R-nsp10,14,16rep4; M41R-nsp10,15,16rep8; M41R-nsp10,14,15rep10; M41-K6 and M41-CK EP4 from left to right of each timepoint).

FIG. 9—Growth kinetics of rIBVs compared to M41-CK on CK cells. FIG. 9A shows the results for M41-R and M41-K. FIG. 9B shows the results for M41-nsp10 rep; M41R-nsp14, 15, 16 rep; M41R-nsp10, 15 rep; M41R-nsp10, 15, 16 rep; M41R-nsp10, 14, 15 rep; and M41R-nsp10, 14, 16.

FIG. 10—Position of amino acid mutations in mutated nsp10, nsp14, nsp15 and nsp16 sequences.

FIG. 11—A) Snicking; B) Respiratory symptoms (wheezing and rales combined) and C) Ciliary activity of rIBV M41R-nsp 10,14 rep and rIBV M41R-nsp 10,16 rep compared to M41-CK (Bars show mock, M41R-nsp10,14rep; M41R-nsp10,16rep and M41-K from left to right of each timepoint).

#### DETAILED DESCRIPTION

The present invention provides a coronavirus comprising a variant replicase gene which, when expressed in the coronavirus, causes the virus to have reduced pathogenicity compared to a corresponding coronavirus which comprises the wild-type replicase gene.

##### Coronavirus

*Gammacoronavirus* is a genus of animal virus belonging to the family Coronaviridae. Coronaviruses are enveloped viruses with a positive-sense single-stranded RNA genome and a helical symmetry.

The genomic size of coronaviruses ranges from approximately 27 to 32 kilobases, which is the longest size for any known RNA virus.

Coronaviruses primarily infect the upper respiratory or gastrointestinal tract of mammals and birds. Five to six different currently known strains of coronaviruses infect humans. The most publicized human coronavirus, SARS-CoV which causes severe acute respiratory syndrome (SARS), has a unique pathogenesis because it causes both upper and lower respiratory tract infections and can also cause gastroenteritis. Middle East respiratory syndrome coronavirus (MERS-CoV) also causes a lower respiratory tract infection in humans. Coronaviruses are believed to cause a significant percentage of all common colds in human adults.

Coronaviruses also cause a range of diseases in livestock animals and domesticated pets, some of which can be serious and are a threat to the farming industry. Economically significant coronaviruses of livestock animals include infectious bronchitis virus (IBV) which mainly causes respiratory disease in chickens and seriously affects the poultry industry worldwide; porcine coronavirus (transmissible gastroenteritis, TGE) and bovine coronavirus, which both result in diarrhoea in young animals. Feline coronavirus has two forms, feline enteric coronavirus is a pathogen of minor clinical significance, but spontaneous mutation of this virus can result in feline infectious peritonitis (FIP), a disease associated with high mortality.

There are also two types of canine coronavirus (CCoV), one that causes mild gastrointestinal disease and one that has been found to cause respiratory disease. Mouse hepatitis virus (MHV) is a coronavirus that causes an epidemic murine illness with high mortality, especially among colonies of laboratory mice.

Coronaviruses are divided into four groups, as shown below:

#### Alpha

- Canine coronavirus (CCoV)
- Feline coronavirus (FeCoV)
- Human coronavirus 229E (HCoV-229E)
- Porcine epidemic diarrhoea virus (PEDV)
- Transmissible gastroenteritis virus (TGEV)
- Human Coronavirus NL63 (NL or New Haven)

#### Beta

- Bovine coronavirus (BCoV)
- Canine respiratory coronavirus (CRCoV)—Common in SE Asia and Micronesia
- Human coronavirus OC43 (HCoV-OC43)
- Mouse hepatitis virus (MHV)
- Porcine haemagglutinating encephalomyelitis virus (HEV)
- Rat coronavirus (Roy). Rat Coronavirus is quite prevalent in Eastern Australia where, as of March/April 2008, it has been found among native and feral rodent colonies.
- (No common name as of yet) (HCoV-HKU1)
- Severe acute respiratory syndrome coronavirus (SARS-CoV)
- Middle East respiratory syndrome coronavirus (MERS-CoV)

#### Gamma

- Infectious bronchitis virus (IBV)
- Turkey coronavirus (Bluecomb disease virus)
- Pheasant coronavirus
- Guinea fowl coronavirus

#### Delta

- Bulbul coronavirus (BuCoV)
- Thrush coronavirus (ThCoV)
- Munia coronavirus (MuCoV)
- Porcine coronavirus (PorCov) HKU15

The variant replicase gene of the coronavirus of the present invention may be derived from an alphacoronavirus such as TGEV; a betacoronavirus such as MHV; or a *gammacoronavirus* such as IBV.

As used herein the term “derived from” means that the replicase gene comprises substantially the same nucleotide sequence as the wild-type replicase gene of the relevant coronavirus. For example, the variant replicase gene of the present invention may have up to 80%, 85%, 90%, 95%, 98% or 99% identity with the wild type replicase sequence. The variant coronavirus replicase gene encodes a protein comprising a mutation in one or more of non-structural protein (nsp)-10, nsp-14, nsp-15 or nsp-16 when compared to the wild-type sequence of the non-structural protein.

#### IBV

Avian infectious bronchitis (IB) is an acute and highly contagious respiratory disease of chickens which causes significant economic losses. The disease is characterized by respiratory signs including gasping, coughing, sneezing, tracheal rales, and nasal discharge. In young chickens, severe respiratory distress may occur. In layers, respiratory distress, nephritis, decrease in egg production, and loss of internal egg quality and egg shell quality are common.

In broilers, coughing and rattling are common clinical signs, rapidly spreading in all the birds of the premises. Morbidity is 100% in non-vaccinated flocks. Mortality varies depending on age, virus strain, and secondary infections but may be up to 60% in non-vaccinated flocks.

The first IBV serotype to be identified was Massachusetts, but in the United States several serotypes, including Arkansas and Delaware, are currently circulating, in addition to the originally identified Massachusetts type.

The IBV strain Beaudette was derived following at least 150 passages in chick embryos. IBV Beaudette is no longer pathogenic for hatched chickens but rapidly kills embryos.

H120 is a commercial live attenuated IBV Massachusetts serotype vaccine strain, attenuated by approximately 120 passages in embryonated chicken eggs. H52 is another Massachusetts vaccine, and represents an earlier and slightly more pathogenic passage virus (passage 52) during the development of H120. Vaccines based on H120 are commonly used.

IB QX is a virulent field isolate of IBV. It is sometimes known as “Chinese QX” as it was originally isolated following outbreaks of disease in the Qingdao region in China in the mid 1990s. Since that time the virus has crept towards Europe. From 2004, severe egg production issues have been identified with a very similar virus in parts of Western Europe, predominantly in the Netherlands, but also reported from Germany, France, Belgium, Denmark and in the UK.

The virus isolated from the Dutch cases was identified by the Dutch Research Institute at Deventer as a new strain that they called D388. The Chinese connection came from further tests which showed that the virus was 99% similar to the Chinese QX viruses. A live attenuated QX-like IBV vaccine strain has now been developed.

IBV is an enveloped virus that replicates in the cell cytoplasm and contains a non-segmented, single-stranded, positive sense RNA genome. IBV has a 27.6 kb RNA genome and like all coronaviruses contains the four structural proteins; spike glycoprotein (S), small membrane pro-

tein (E), integral membrane protein (M) and nucleocapsid protein (N) which interacts with the genomic RNA.

The genome is organised in the following manner: 5'UTR—polymerase (replicase) gene—structural protein genes (S-E-M-N)—UTR 3'; where the UTR are untranslated regions (each ~500 nucleotides in IBV).

The lipid envelope contains three membrane proteins: S, M and E. The IBV S protein is a type I glycoprotein which oligomerizes in the endoplasmic reticulum and is assembled into homotrimer inserted in the virion membrane via the transmembrane domain and is associated through non-covalent interactions with the M protein. Following incorporation into coronavirus particles, the S protein is responsible for binding to the target cell receptor and fusion of the viral and cellular membranes. The S glycoprotein consists of four domains: a signal sequence that is cleaved during synthesis; the ectodomain, which is present on the outside of the virion particle; the transmembrane region responsible for anchoring the S protein into the lipid bilayer of the virion particle; and the cytoplasmic tail.

All coronaviruses also encode a set of accessory protein genes of unknown function that are not required for replication in vitro, but may play a role in pathogenesis. IBV

encodes two accessory genes, genes 3 and 5, which both express two accessory proteins 3a, 3b and 5a, 5b, respectively.

The variant replicase gene of the coronavirus of the present invention may be derived from an IBV. For example the IBV may be IBV Beaudette, H120, H52, IB QX, D388 or M41.

The IBV may be IBV M41. M41 is a prototypic Massachusetts serotype that was isolated in the USA in 1941. It is an isolate used in many labs throughout the world as a pathogenic lab stain and can be obtained from ATCC (VR-21™). Attenuated variants are also used by several vaccine producers as IBV vaccines against Massachusetts serotypes causing problems in the field. The present inventors chose to use this strain as they had worked for many years on this virus, and because the sequence of the complete virus genome is available. The M41 isolate, M41-CK, used by the present inventors was adapted to grow in primary chick kidney (CK) cells and was therefore deemed amenable for recovery as an infectious virus from a cDNA of the complete genome. It is representative of a pathogenic IBV and therefore can be analysed for mutations that cause either loss or reduction in pathogenicity.

The genome sequence of IBV M41-CK is provided as SEQ ID NO: 1.

IBV M41-CK Sequence

SEQ ID NO: 1

ACTTAAGATAGATATTAATATATATCTATCACACTAGCCTTGCCTAGATTCCAACCTTA  
 ACAAACGGACTTAAATACCTACAGCTGGTCCCTCATAGGTGTCCATTGCAGTGCACTTT  
 AGTGCCCTGGATGGCACCTGGCCACCTGTCAGGTTTTTGTATTAAAAATCTTATTGTTGC  
 TGGTATCACTGCTGTTTTGCGGTGCTCACTTTATACATCCGTTGCTTGGGCTACCTAG  
 TATCCAGCGTCTACGGGCGCGTGGCTGGTTCGAGTGCGAAGAACCCTCTGGTTTCATCTA  
 GCGGTAGGCGGGTGTGTGGAAGTAGCACTTCAGACGTACCGGTTCTGTTGTGTGAAATAC  
 GGGGTCACCTCCCCCACATACCTCTAAGGGCTTTTGAGCCTAGCGTTGGGCTACGTTCT  
 CGCATAAGGTCGGCTATACGACGTTTGTAGGGGTAGTGCCAAACAACCCCTGAGGTGAC  
 AGGTTCTGGTGGTGTGTTAGTGAGCAGACATACAATAGACAGTGACAACATGGCTTCAAGC  
 CTAAAACAGGGAGTATCTCGAAACTAAGGGATGTCATTGTTGTATCCAAAGAGATTGCT  
 GAACAACTTTGTGACGCTTTGTTTTCTATACGTACACAACCCCTAAGGATTACGCTGAT  
 GCTTTTGAGTTAGGCAGAAGTTGATCGTAATCTGCAGACTGGGAAACAGTTCAAATTT  
 GAAACTGTGTGGTCTCTTCTCTTGAAGGGAGTTGACAAAATAACACCTGGCGTCCCA  
 GCAAAAGTCTTAAAAGCCACTTCTAAGTTGGCAGATTTAGAAGACATCTTTGGTGTCTCT  
 CCCTTTGCAAGAAAATATCGTGAACTTTTGAAGACAGCATGCCAGTGGTCTCTTACTGTA  
 GAAACACTGGATGCTCGTGCAAAACTCTTGATGAAATTTTTGACCCTACTGAAATACTT  
 TGGCTTCAAGTGGCAGCAAAAATCCAAGTTTCGGCTATGGCGATGCGCAGGCTTGTGGGA  
 GAAGTAACGCAAAAGTCATGGATGCTTTGGGCTCAAATATGAGTGTCTTTTCCAGATT  
 TTTAAACAACAATAGTCAGAATTTTTCAAAAAGCGCTGGCTATTTTTGAGAATGTGAGT  
 GAATTACCACAGCGTATGCAGCACTTAAGATGGCTTTTGCTAAGTGTGCCAAGTCCATT  
 ACTGTTGTTGTTATGGAGAGACTCTAGTTGTTAGAGAGTTCGCGAGAACTGTCTTTGCA  
 AGCATTAAATGGTGTGTTGCAAAATCTTTGAAGAACTCCCAAATGGTTTCATGGGTGCT  
 AAAATTTTCACTACACTTGCCTTCTTTAGGGAGGCTGCAGTGAATAATGTGGATAACATA  
 CCAAATGCACCGAGAGGCACTAAAGGGTTTGAAGTCGTTGGTAATGCCAAAGGTACACAA

- continued

GTTGTTGTGCGTGGCATGGGAAATGACTTAACACTGGTTGAGCAAAAAGCTGAAATTGCT  
 GTGGAGTCAGAAGTTGGTCTGCAATTTGGGTGGACATCTTGTCTATGCTTTAAGAGT  
 GGTGATCGCTTTTACGCGGCACCTCTTTCAGGAAATTTGCATTGCATGATGTGCATTGT  
 TGTGAGCGTGTGTCTGTCTTTCTGATGGTGAACACCGGAGATAAATGATGGACTTATT  
 CTTGCAGCAATCTACTCTTCTTTTAGTGTGCGAGAACTGTGGCAGCCATTAAGGGGT  
 GAACCATTTAAGTTTCTGGGTATAAATTTGTGTATGCAAGGATGCAGCAGTTTCTTTT  
 ACATTAGCGAAGGCTGCTACTATTGCAGATGTTTTGAAGCTGTTCAATCAGCGCGTGTG  
 AAAGTAGAAGATGTTTGGTCTTCACTTACTGAAAAGTCTTTTGAATCTGGAGGCTTGCA  
 TATGGAAAAGTGCCTAATCTCGAAGAATTTGTTAAGACTGTTTTTGTAAAGCTCAAATG  
 GCGATTGTGATTTTAGCGACAGTGCCTGGAGAGGGCATTGGCATCTGTTTCGCAAGTC  
 ATCTATAAAGTAGGTGGTCTTTTACTAAAGTTGTTGACTTTTGTGAAAAATATTGGAAA  
 GGTTTTGTGACAGTTGAAAAGAGCTAAGCTCATTGTCACTGAAACCCCTCTGTGTTTTG  
 AAAGGAGTTGCACAGCATTGTTTTCAACTATTGCTGGATGCAATACAGTTTATGTATAAA  
 AGTTTTAAGAAGTGTGCACTTGGTAGAATCCATGGAGACTTGCTCTTCTGGAAGGAGGT  
 GTGCACAAAATATTCAAGAGGGCGATGAAATTTGGTTGAGGGCATTGATAGTATTGAT  
 GTTGAAGATCTGGGTGTTGTTCAAGAAAAATGATTGATTTTGATGTTTGTGATAATGTG  
 ACACCTCCAGAGAACCAACCCGGTCATATGGTTCAAATCGAGGATGACGGAAAGAACTAC  
 ATGTTCTTCCGCTTCAAAAAGGATGAGAACATTTATTATACACCAATGTACAGCTTGGT  
 GCTATTAATGTGGTTTGCAAAGCAGGCGGTAAAACGTCACTTTGGAGAACTACTGTG  
 CAAGAAATACCACCACCTGATGTTGTGTTTATTAAGGTTAGCATTGAGTGTGTGGTAA  
 CCATGGAATACAATCTTCAAAAAGGCTTATAAGGAGCCATTGAAGTAGAGACAGACCTC  
 ACAGTTGAACAATTGCTCTCTGTGGTCTATGAGAAAATGTGTGATGATCTCAAGCTGTTT  
 CCGGAGGCTCCAGAACCACCACCTTTGAGAATGTCACACTGTTGATAAGAATGGTAA  
 GATTTGGATTGCATAAAATCATGCCATCTGATCTATCGTGATTATGAGAGCGATGATGAC  
 ATCGAGGAAGAAGATGCAGAAGAATGTGACACGGATTCAGGTGATGCTGAGGAGTGTGAC  
 ACTAATTCAGAATGTGAAGAAGAAGATGAGGATACTAAAGTGTGGCTCTTATACAAGAC  
 CCGCAAGTAACAAATATCCTCTGCCTCTTGATGATGATTATAGCGTCTACAATGGATGT  
 ATTGTTCATAAGGACGCTCTCGATGTTGTGAATTTACCATCTGGTGAAGAAACCTTTGTT  
 GTCATAACTGCTTTGAAGGGGCTGTTAAAGCTCTCCGAGAAAGTTATTGATGTTCTA  
 GGTGACTGGGGTGAGGCTGTTGATGCGCAAGAACAATTGTGTCAACAAGAATCAACTCGG  
 GTCATATCTGAGAAATCAGTTGAGGGTTTTACTGGTAGTTGTGATGCAATGGCTGAACAA  
 GCTATTGTTGAAGAGCAGGAAATAGTACCTGTTGTTGAACAAAGTCAGGATGTAGTTGTT  
 TTTACACCTGCAGACCTAGAAGTTGTTAAAGAAACAGCAGAAGAGGTTGATGAGTTTATT  
 CTCATTTCTGCTGTCCCTAAAGAAGAAGTTGTGTCTCAGGAGAAAAGAGGACCACAGGTT  
 GAGCAAGAGCTTACCCTAGTTGTTAAAGCACAACGTGAGAAGAAGGCTAAAAGTTCAA  
 GTTAAACCAGCTACATGTGAAAAACCCAAATTTTGGAGTACAAAACATGTGTGGGTGAT  
 TTGGCTGTTGTAATGCCAAAGCATGGATGAGTTTAAAGAGTTCTGCATTGTAACGCT  
 GCAAATGAGCACATGTCGCATGGTGGTGGCGTTGCAAAGGCAATTGCAGACTTTTGTGGA  
 CCGGACTTTGTTGAATATTGCGCGGACTATGTTAAGAAACATGGTCCACAGCAAAAACCTT  
 GTCACACCTTCATTTGTTAAAGGCATTCAATGTGTGAATAATGTTGTAGGACCTCGCCAT  
 GGAGACAGCAACTTGGGTGAGAAGCTTGTGCTGCTTACAAGAGTGTCTTGTAGGTGGA

GTGGTTAACTATGTGTGCCAGTTCTCTCATCAGGGATTTTGGTGTAGATTTTAAAAATA  
TCAATAGATGCTATGCGCGAAGCTTTTAAAGGTTGTGCCATACGCGTCTTTTATTTCT  
CTGAGTCAAGAACACATCGATTATTTTCGATGCAACTTGTAGCAGAAGACAATTTATCTT  
ACGGAGGATGGTGTAAATACCGCTCTGTGTTTTAAACCTGGTGATTCTTTGGGTCAA  
TTTGGACAGGTTTTTGCAAGAAATAAGGTAGTCTTTTCGGCTGATGATGTTGAGGATAAA  
GAAATCCTCTTTATACCCACAACACTGACAGACTATTCTTGAATATTATGGTTTAGATGCG  
CAAAAGTATGTAACATATTGCAAACGCTTGCGCAGARATGGGATGTTCAATATAGAGAC  
AATTTTGTATATTAGAGTGGCGTGACGGAAATTGCTGGATTAGTTCAGCAATAGTTCTC  
CTTCAAGCTGCTAAAATTAGATTTAAAGGTTTTCTTGCAGAAGCATGGGCTAAACTGTTG  
GGTGGAGATCCTACAGACTTTGTTGCCTGGTGTATGCAAGTTGCAATGCTAAAGTAGGT  
GATTTTTCAGATGCTAATTGGCTTTTGGCCAATTTAGCAGAACATTTTGACGCAGATTAC  
ACAAATGCACTTCTTAAGAAGTGTGTGTCGTGCAATTGTGGTGTAAAGTTATGAACTT  
AGGGGTCTTGAAGCCTGTATTACAGCAGTTCGAGCACCTAATCTTCTACATTTTAAACG  
CAATATTCAAATGCCCCAACCTGTGGTGCAAGTAGTACGGATGAAGTAATAGAAGCTTCA  
TTACCGTACTTATTGCTTTTTGCTACTGATGGTCTGCTACAGTTGATTGTGATGAAAAT  
GCTGTAGGACTGTGTTTTTCATTGGCTCTACTAATAGTGGCCATTGTTATACACAAGCC  
GATGGTAAGGCTTTTGACAATCTTGCTAAGGATAGAAAATTTGGAAGGAAGTCGCCTTAC  
ATTACAGCAATGTATACACGTTTTTCTCTTAGGAGTGAAAATCCCCTACTTGTGTTGAA  
CATAGTAAGGGTAAAGCTAAAGTAGTAAAAGAAGATGTTTCTAACCTTGCTACTAGTTCT  
AAAGCCAGTTTTGACGATCTTACTGACTTTGAACACTGGTATGATAGCAACATCTATGAG  
AGTCTTAAAGTGCAGGAGACACCTGATAATCTTGATGAATATGTGTCATTTACGACAAAG  
GAAGATTCTAAGTTGCCACTGACACTTAAAGTTAGAGGTATCAAATCAGTTGTTGACTTT  
AGGTCTAAGGATGGTTTTACTTATAAGTTAACACCTGATACTGATGAAAATTCAAAAACA  
CCAGTCTACTACCCAGTCTTGGATTCTATTAGTCTTAGGGCAATATGGGTTGAAGGCAGT  
GCTAATTTTGTGTTGGGCATCCAAATTATTATAGTAAGTCTCTCCGAATTTCCACGTTT  
TGGGAAAATGCCGAGAGCTTTGTTAAAATGGGTTATAAAAATTGATGGTGTAACTATGGGC  
CTTTGGCGTGCAGAACACCTTAATAAACCTAATTTGGAGAGAATTTTAAACATTGCTAAG  
AAAGCTATTGTTGGATCTAGTGTGTTACTACGCAGTGTGGTAAAATACTAGTTAAAGCA  
GCTACATACGTTGCCGATAAAGTAGGTGATGGTGTAGTTCGCAATATTACAGATAGAATT  
AAGGGTCTTTGTGATTACACGTGGCCATTTGAAAAGAAAATGTCCCTACAATTTCTA  
AAGACACTTGTGTTCTTTTCTTTTATTCTTAAAGGCTAGTGTAAAGTTAGTTTCT  
AGCTATAAGATTGTGTTATGTAAGGTGGTGTGTTGCTACCTACTTATAGTGTGGTTATA  
TACACAAGTAATCCAGTAGTGTACTGGAATACGTGTGCTAGACTTCTTATTTGAAGGT  
TCTTTATGTGGTCTTATAATGACTACGGTAAAGATTCTTTGATGTGTACGGTATTGT  
GCAGGTGATTTTACTTGTGCTGTGTTTACATGATAGAGATTCACCTCATCTGTACAAA  
CATGCTTATAGCGTAGAACAAATTTATAAGGATGCAGCTTCTGGCATTAACTTTAATTGG  
AATTGGCTTTATTTGGTCTTTCTAATATTATTGTTAAGCCAGTGGCAGGTTTTGTTATT  
ATTTGTTATTGTGTTAAGTATTGGTATTGAGTTCAACTGTGTTGCAAACTGGTGTAGGT  
TTTCTAGATTGGTTTTGTA AAAACAGTTTTTACCCATTTAATTTTATGGGAGCGGGATTT  
TATTTCTGGCTTTTTACAAGATATACGTACAAGTGCATCATATATTGTACTGTAAGGAT

- continued

GTAACATGTGAAGTGTGCAAGAGAGTTGCACGCAGCAACAGGCAAGAGGTTAGCGTTGTA  
 GTTGGTGGACGCAAGCAAAATAGTGCATGTTTACACTAATTCTGGCTATAACTTTTGTAAAG  
 AGACATAATTGGTATTGTAGAAAATTGTGATGATTATGGTCACCAAAATACATTTATGTCC  
 CCTGAAGTTGCTGGCGAGCTTCTGAAAAGCTTAAGCGCCATGTTAAACCTACAGCATAT  
 GCTTACCACGTTGTGTATGAGGCATGCGTGGTTGATGATTTTGTAAATTTAAAATATAAG  
 GCTGCAATTGCTGGTAAGGATAATGCATCTTCTGCTGTTAAGTGTTCAGTGTACAGAT  
 TTTTAAAGAAAAGCTGTTTTCTTAAGGAGGCATTGAAATGTGAACAAAATATCTAATGAT  
 GGTTTTATAGTGTGTAATACACAGAGTGCAGCATGCACTAGAGGAAGCAAGAATGCAGCC  
 GTCTATTATGCGCAATATCTGTGTAAGCCAATACTTATACTTGACCAGGCACCTTATGAG  
 CAATTAATAGTAGAGCCTGTGCTAAGAGTGTATAGATAAAGTGTGATGATTTTGTCT  
 AATAAATATCTGTAGATACTGCAGCTTTAAATTATAAGGCAGGCACACTTCGTGATGCT  
 CTGCTTCTATTACTAAAGACGAAGAAGCCGTAGATATGGCTATCTTCTGCCACAATCAT  
 GAAGTGGAATACACTGGTGACGGTTTTACTAATGTGATACCGTCATATGGTATGGACACT  
 GATAAGTTGACACCTCGTGATAGAGGGTTTTGATAAATGCAGATGCTTCTATTGCTAAT  
 TTAAGAGTCAAAAATGCTCCTCCGGTAGTATGGAAGTTTTCTGATCTTATTAATTGTCT  
 GACAGTTGCCCTAAATATTTAATTTAGCTACTGTCAAGTCAGGAGGTCGTTTTCTTTATA  
 ACAAAGTCTGGTGTAAACAAGTATTTCTGTGCATACCCAGAACTGTTGGTAGAGAAA  
 AAGGCAGGTGGTGTATTAATAACACTTTTAAATGGTTATGAGTTGTTTTAAATGGCTT  
 TTTGCTTTTTATATACTTTTTACAGCATGTTGTTGGGTTACTACTATATGGAGATGAAT  
 AAAAGTTTTGTTCAACCCATGTATGATGTAACCTCCACACTGCATGTTGAAGGGTTCAA  
 GTTATAGACAAAGGTGTTATTAGAGAGATTGTGTGAGAAGATAATTGTTTCTCTAATAAG  
 TTTGTTAATTTTACGACCTTTTTGGGGTAAATCATATGAAAATAATAAAAACGTCCAATT  
 GTTACAGTTGTTATAGATGGTGACGGGACAGTAGCTGTGGTGTTCCTGGTTTTGTATCA  
 TGGGTTATGGATGGTGTATGTTTGTGCATATGACACAGACTGATCGTAGACCTTGGTAC  
 ATTCTACCTGGTTTTAATAGAGAAATTGTTGGTTACACTCAGGATTC AATTATCACTGAG  
 GGTAGTTTTTATACATCTATAGCATTATTTCTGCTAGATGTTTATATTTAACAGCCAGC  
 AATACACCTCAATTGTATTGTTTTAATGGCGACAATGATGCACCTGGAGCCTTACCATTT  
 GGTAGTATTATCTCATAGAGTATACTTCCAACCTAATGGTGTAGGCTTATAGTTCCA  
 CAACAAACTGCATACACCTACATAGTGAAGTTTGTTCAGACAGCTATTGTAGAGGT  
 AGTGTATGTGAGTATACTAAACCAGGTTACTGTGTGTCACTAGACTCCCAATGGGTTTTG  
 TTTAATGATGAATACATTAGTAAACCTGGCGTTTTCTGTGGTTCTACTGTTAGAGAACCT  
 ATGTTAATATGGTTAGTACATTTCTTACTGGTGTCAACCTAATATTTATATTAGCTA  
 GCAACTATGTTTTTAACTAGTTGTTATTGTGTTAATTTTGCAATGGTTATAAAGTTT  
 CAAGGTGTTTTTAAAGCTTATGCGACCATTGTGTTACAATAATGTTAGTTGGGTTATT  
 AATGCATTTGTTTTGTGTACATAGTTATAATAGTGTTTTAGCTGTTATATTATTAGTA  
 CTCTATTGCTATGCATCATGGTTACAAGTCGCAATACTGCTATAATAATGCATTGTTGG  
 CTGTTTTTACCTTTGGTTTAAATAGTACCCACATGGTTGGCTTGTGCTATCTGGGATTT  
 ATTCTTTATATGACACACCGTTGGTTTTCTGGTGTACGGTACTACTAAAATACTCGT  
 AAGTTGTATGATGGCAACGAGTTTGTGGTAATTATGACCTTGCTGCGAAGAGCACTTTT  
 GTTATTGTTGTTACTGAAATTTGTTAAGCTTACGAATGAGATAGGTGATAAATTTGAAGCC  
 TATCTTCTGCGTATGCTAGACTTAAATACTATTAGGCACTGGTAGTGAGCAAGATTAC



TTGCAAGCTTGTGCGTCATGGTTAGCTTATGCTTTGGACCAATATAGAAATAGTGGTGTT  
GAGGTTGTTTATACCCACCGCTTACTCTATTGGTGTAGTAGACTACACGCTGGTTTT  
AAAAAAGTGGTTCTCCTAGTAGTGTGTTGAGAAGTGCATTGTTAGTGTCTCTTATAGA  
GGCAATAATCTTAATGGACTGTGGCTGGGTGATTCTATTTACTGCCACGCATGTGTTA  
GGTAAGTTTAGTGGTGACCAGTGGGGTGACGTACTAAACCTTGCTAATAATCATGAGTTT  
GAAGTTGTAACAAAAAGGTGTTACTTTGAATGTTGTGAGCAGGCGGCTTAAAGGAGCA  
GTTTTAATTTTACAACTGCAGTTGCCAATGCTGAACTCCTAAGTATAAGTTTGTAA  
GCTAATTGTGGTGATAGTTTCACTATAGCTTGTCTTATGGTGGTACAGTTATAGGACTT  
TACCCTGTCACTATGCGTTCTAATGGTACTATTAGAGCATCTTCCCTAGCAGGAGCCTGT  
GGCTCAGTTGGTTTTAATATAGAAAAGGGTGTAGTTAATTTCTTTTATATGCACCATCTT  
GAGTTACCTAATGCATTACACACTGGAAGTACCTAATGGGTGAGTTTTATGGTGGTTAT  
GTAGATGAAGAGGTTGCGCAAAGAGTGCCACCAGATAATCTAGTTACTAACAAATATTGTA  
GCATGGCTCTATGGGGCAATTATTAGTGTAAAGAAAGTAGTTTTTACAACTTAAATGG  
TTGGAGAGTACTACTGTTTCTATTGAAGATTACAATAGGTGGCTAGTGATAATGGTTTT  
ACTCCATTTCCACTAGTACTGCTATTACTAAATTAAGTGTATAACTGGGGTTGATGTT  
TGAAACTCCTTCGCACTATTATGGTAAAAAGTGTCAATGGGGTAGTGATCCCATTTTA  
GGACAATATAATTTGAAGACGAATTGACACCAGAATCTGTATTTAATCAAGTTGGTGGT  
GTTAGGTTACAGTCTCTTTTGAAGAAAAGCTACATCTGGTTTTGGAGTAGATGTTA  
TTAGCTTGCTCTTGTGTTGTGTGCTATTGCTTATTACGGCAGTGCCACTTAAAG  
TTTTATGTACATGCAGCTGTTATTTGTTGATGGCTGTGCTCTTATTTCTTTACTGTT  
AAACATGTTATGGCATAACATGGACACTTTCCTATTGCCTACATTGATTACAGTTATTATT  
GGAGTTGTGCTGAAGTCCCTTTCATATACAATACTCTAATTAGTCAAGTTGTTATTTTC  
TTAAGCCAATGGTATGATCCTGTAGTCTTTGATACTATGGTACCATGGATGTTATTGCCA  
TTAGTGTGTACACTGCTTTTAAAGTGTGACAAGGCTGCTATATGAATCTTTCAACT  
CTTTGTTAATGCTGTATCAGTTTATGAAGTTAGGTTTTGTTATTTACACCTCTTGAAAC  
ACTCTTACTGCATATACAGAAGGTAATTTGGGAGTATTCTTTGAGTTGGTTCACACTATT  
GTGTTGGCTAATGTTAGTAGTAATTCCTAATTGGTTAATTTGTTTTAAGTGTGCTAAG  
TGGATTTTATATTATGAATGCAACATACTTTAATAATTATGTGTTAATGGCAGTCATG  
GTTAATGGCATAGGCTGGCTTGCACCTGTACTTTGGATTGTATTGGTGGGTTAATAAA  
GTTTTTGGTTTTAACCTTAGGTAATAACAATTTTAAAGTTTCAGTAGATCAATATAGGTAT  
ATGTGTTTGCATAAGGTAATCCACCTAAAAGTGTGGGAGGCTTTACTACAAATATA  
CTTATACAAGGAATTTGGAGGCGATCGTGTGTTGCCTATAGCTACAGTGCAATCTAAATG  
AGTGATGTAAGTGTACAACCTGTGTTTTAATGCAGCTTTTGACTAAGCTTAATGTTGAA  
GCAAATTCAAAAATGCATGCTTATCTTGTGAGTTACACAATAAAATCCTCGCATCTGAT  
GATGTTGGAGAGTGATGGATAATTTATTGGGTATGCTTATAACACTATTTTGTATAGAT  
TCTACTATTGATTTGGGTGAGTATTGTGATGATATACTTAAGAGGTCACCTGATTACAA  
TCGGTTACTCAAGAGTTTTTCGCACATACCCCTCGTATGCTGAATATGAAAGAGCTAAGAGT  
ATTTATGAAAAGGTTTTAGCCGATTCTAAAAATGGTGGTGTAAACAGCAAGAGCTTGCT  
GCATATCGTAAAGCTGCCAATATTGCAAAGTCAAGTTTTGATAGAGACTTGGCTGTTCAA  
AAGAAGTTAGATAGCATGGCAGAACGTGCTATGACAACAATGTATAAAGAGGCGCGTGTA

- continued

ACTGATAGAAGAGCAAAATAGTTTCATCATACATGCACACTTTTTTCAATGCTTAAG  
 AAAATAGATTCTGAGAAGCTTAATGTCTTATTTGACCAGGCGAATAGTGGTGTGTACCC  
 CTAGCAACTGTTCCAATTGTTTGTAGTAATAAGCTTACCCTTGTATACCAGACCCAGAG  
 ACGTGGGTCAAGTGTGTGGAGGGTGTGCATGTTACATATTCAACAGTTGTTTGGAAATA  
 GACTGTGTACTGATGCCGATGGCACAGAGTTACACCCACTTCTACAGGTAGTGGATTG  
 ACTTACTGTATAAGTGGTGATAAATATAGCATGCCCTTTAAAGGTTAACTTGACTAGGAAT  
 GGGCATAATAAGGTTGATGTTGCCCTTGCAAAATAATGAGCTTATGCCCTCACGGTGATAAG  
 ACAAGGCTTGCGTAGCAGGTGTAGATCAAGCACATTGTAGCGTTGAGTCTAAATGTTAT  
 TATACAAGTATTAGTGGCAGTTCAGTTGTAGCTGCTATTACCTCTTCAAATCCTAATCTG  
 AAAGTAGCCTCTTTTTGAATGAGGCAGGTAATCAGATTTATGTAGACTTAGACCGAGCA  
 TGTAAATTTGGTATGAAAGTGGGTGATAAGGTTGAAGTTGTTTACCTGTATTTTATAAAA  
 AATACGAGGTCTATTGTAAGAGGTATGGTACTTGGTGTATATCTAATGTTGTGTGTTA  
 CAATCTAAAGGTCATGAGACAGAGGAAGTGGATGCTGTAGGCATTCTCTCACTTGTCTCT  
 TTTGCAGTAGATCCTGCGGATACATATTGTAATATGTGGCAGCAGGTAATCAACCTTTA  
 GGTAAGTGTGTTAAATGTTGACAGTACATAATGGTAGTGGTTTTGCAATAACATCAAAG  
 CCAAGTCCAACCTCCGGATCAGGATTCCTATGGAGGAGCTTCTGTGTCTTTTATGTAGA  
 GCACATATAGCACACCCCTGGCGGAGCAGGAAATTTAGATGGACGCTGTCAATTTAAAGGT  
 TCTTTTGTGCAAAATACCTACTACGGAGAAAGATCCTGTGGATTCTGTCTACGTAAACAAG  
 GTTTGCAGTGTGTTGTCAGTGTGGATTGGTTATGGATGTCAGTGTGATTCACTTAGACAA  
 CCTAAACCTTCTGTTCAAGTGTGCTGTTGCATCTGTTTTGATAAGAATTTTAAAC  
 GGGTACGGGGTAGCAGTGGGCTCGGCTGATACCCCTAGCTAATGGATGTGACCCCGATG  
 TTGTAAAGCGAGCCTTTGATGTTTGTAAATAAGGAATCAGCCGGTATGTTTCAAAATTTGA  
 AGCGTAAGTGTGCAGGATCCAAGAAGTACGTGATACTGAAGATGGAATCTTGAGTATT  
 GTGATCTTATTTTGTGGTTAAACAAACCCTCCTAGTAATTATGAACATGAGAAAGCTT  
 GTTATGAAGACTTAAAGTCAGAAGTAACAGCTGATCATGATTTCTTTGTGTTCAATAAGA  
 ACATTTATAATATTAGTAGGCAGAGGCTTACTAAGTATACTATGATGGATTTTGTCTATG  
 CTTTGCAGCCTTTGACCCAAAGGATTGCGAAGTCTTAAAGAAATACTGTCACTTATG  
 GTTGTATAGAAGATATCACCCTAAGTGGTTTGAAGAGAATAAGGATGGTACGACCCAA  
 TAGAAAACCCATAATATTATGCCATGTTGGCTAAAATGGACCTATTGTACGAGGTGCTT  
 TATTGAATGCTATTGAGTTCGGAAACCTCATGGTTGAAAAAGGTTATGTTGGTGTATTA  
 CACTTGATAACCAAGATCTTAATGGCAAATTTTATGATTTTGGTGATTTTTCAGAAGACAG  
 CGCCTGGTGTGGTGTCTGTTTTTGTATCGTATTATCTTACATGATGCCATCATAG  
 CCATGACTGATGCGTGGCACCTGAGAGGTATTTGAATATGATGTGCATAAGGTTATA  
 AATCTTATGATCTCCTCAAGTATGATTATACTGAGGAGAAACAAGATTTGTTTCAGAAGT  
 ACTTTAAGTATTGGGATCAAGAGTATCACCCTAAGTGTGCGACTGTAGTGTGACAGGT  
 GTTTGATACATTGTGCAAACTTCAACATCTGTTTTCTACACTGTACCGCAGACTTCTT  
 TCGGTAATTTGTGTAGAAAGGTTTTTGTGTGATGGTGTACCATTATAGCTACTTGTGGCT  
 ATCATTCTAAGGAACTTGGTGTATTATGAATCAAGATAACACCATGTCATTTTCAAAA  
 TGGGTTTGTAGTGAACCTCATGGAGTTTGTGGAGATCGTGGCTTGTAGTGGGACATGCA  
 AATAATTAGTGGATCTTAGAACGTCTGTTTTAGTGTGTTGTGCTTTAGCGTCTGGTATTA  
 CTCATCAAACGGTAAACCAGGTCACCTTAACAAGGATTTCTACGATTTTGCAGAGAAGG

CTGGTATGTTTAAAGGAAGGTTCTTCTATACCACTTAAACATTTCTTCTACCCACAGACTG  
GTAATGCTGCATAAACGATTATGATTATTATCGTTATAACAGGCCTACCATGTTTGATA  
TACGTCAACTTTTATTTTGGTTTAGAAGTGACTTCTAAATATTTTGAATGTTATGAAGCGG  
GCTGTATACCGCAAGCCAAGTTGTAGTTAAACAATTAGATAAGAGTGCAGGTTATCCGT  
TCAATAAGTTTGGAAAAGGCCGTCTCTATTATGAAATGAGTCTAGAGGAGCAGGACCAAC  
TCTTTGAGAGTACAAGAAGAAGCTCCTGCCTACTATAACTCAGATGAATTTAAAATATG  
CCATATCCGCGAAAAATAGAGCGGTACAGTGGCAGGTGTCTATCCTTTCTACTATGA  
CTAATAGGCAGTTTCATCAGAAGATTCTTAAGTCTATAGTCAACACTAGAAAACGCTCCTG  
TAGTTATTTGGAACAACCAAGTTTTATGGCGGTTGGGATAACATGTTGAGAAAACCTTATTC  
AGGGTGTGAGAGCCGATTCTTATGGGTTGGGATTATCCAAAGTGTGATAGAGCAATGC  
CTAATTTGTTGCGTATAGCAGCATCTTTAGTACTCGCTCGTAAACACACTAATTGTTGTA  
CTTGGTCTGAACGCGTTTATAGGTTGTATAATGAATGCGCTCAGGTTTTATCTGAAACTG  
TCTTAGCTACAGGTGGTATATATGTGAAACCTGGTGGTACTAGCAGTGGAGATGCTACTA  
CTGCTTATGCAACAGTGTTTTCAACATAATACAAGCCACATCTGCTAATGTTGCGCGTC  
TTTTGAGTGTATAACGCGTGATATTGTATATGATGACATTAAGAGCTTGCAGTATGAAT  
TGTACCAGCAGGTTTATAGGCGAGTCAATTTTGACCCAGCATTTGTTGAAAAGTTTTATT  
CTTATTTGTGTAAGAATTTCTCATTGATGATCTTGTCTGACGACGGTGTGTTTGTATA  
ACAACACATTAGCCAAACAAGGCTTGTAGCAGATATTTCTGGTTTTAGAGAAGTTCTCT  
ACTATCAGAACAATGTTTTTATGGCTGATTCTAAATGTGGGTTGAACCAGATTTAGAAA  
AAGGCCACATGAATTTGTTTACAGCACACAATGTTAGTGGAGGTTGATGGTGAGCCTA  
GATACTTGCCATATCCAGACCCATCACGTATTTTGTGTGCATGTGTTTTGTAGATGATT  
TGGATAAGACAGAATCTGTGGCTGTTATGGAGCGTTATATCGCTCTTGCCATAGATGCGT  
ACCCACTAGTACATCATGAAAATGAGGAGTACAAGAAGGTATTCTTTGTGCTTCTTTCAT  
ACATCAGAAAACCTCTATCAAGAGCTTTCTCAGAATATGCTTATGGACTACTCTTTTGTAA  
TGGATATAGATAAGGGTAGTAAATTTGGGAACAGGAGTTCTATGAAAATATGTATAGAG  
CCCCTACAACATTACAGTGTGTTGGCGTTTGTGTAGTGTGTAATAGTCAAACCTATATTGC  
GCTGTGGTAATTTGATTCGCAACCATTTTGTGTTGTAAGTGTGCTATGACCATGTCA  
TGCACACAGACCACAAAATGTTTTGTCTATAAATCCTTACATTTGCTCACAGCCAGGTT  
GTGGTGAAGCAGATGTTACTAAATGTACCTCGGAGGTATGTCATACTTCTGCGGTAATC  
ATAAACCAAAGTTATCAATACCGTTAGTATCTAATGGTACAGTGTGGAATTTACAGGG  
CTAATTTGTCAGGTAGCGAAAATGTTGATGATTTAATCAACTAGCTACTACTAATGGT  
CTACTGTGGAACCTTATATTTGGCAAATCGTTGTGTAGATTCGTTGAGACGCTTTGCTG  
CAGAGACAGTAAAAGCTACAGAAGAATTACATAAGCAACAATTTGCTAGTGCAGAAGTGA  
GAGAAGTACTCTCAGATCGTGAATTGATTCTGTCTTGGGAGCCAGGTAACCAGGCCTC  
CATTGAATAGAAATATGTTTTCACTGGCTTTCACTTTACTAGAACTAGTAAAGTTCAGC  
TCGGTGATTTTACATTTGAAAAGGTGAAGGTAAGGACGTTGTCTATTATCGAGCGACGT  
CTACTGCTAAATGTCTGTGAGACATTTTTGTTTAACTCACACAATGTTGTTTCTC  
TTATAGCGCCAACGTTGTGCTCCTCAGCAAACCTTTTCTAGGTTTGTGAATTTAAGACCTA  
ATGTGATGGTACCTGCGTGTTTTGTAAATAACATTCATTGTACCATTTAGTAGGCAAGC  
AGAAGCGTACTACAGTACAAGGCCCTCCTGGCAGTGGTAAATCCATTTTGTCTATAGGAT

- continued

TGGCGGCTTACTTTAGTAAACGCCCGTGTCTGTTTTACTGCATGCTCTCATGCAGCTGTTG  
 ATGCTTTATGTGAAAAAGCTTTTAAAGTTCTTAAAGTAGATGATTGCACCTCGTATAGTAC  
 CTCAAAAGGACTACTATCGATTGCTTCTCTAAGTTTAAAGGTAATGACACAGGCAAAAAGT  
 ACATTTTTAGTACTATTAATGCCTTGCCAGAAGTTAGTTGTGACATTCTTTGGTTGACG  
 AGGTTAGTATGTTGACCAATTACGAATTGTCTTTTATTAATGGTAAGATAAACTATCAAT  
 ATGTTGTGTATGTAGGTGATCCTGCTCAATTACCGGCGCCTCGTACGTTGCTTAACGGTT  
 CACTCTCTCCAAAGGATTATAATGTTGTACAAAACCTTATGGTTTGTGTTAAACCTGACA  
 TTTTCCTTGCAAAGTGTACCCTTGCTCCTAAAGAAATGTAGATACTGTTTCTACTCTTG  
 TATATGATGGAAAGTTTATGCAAATAACCCGGAATCACGTCAGTGTTCAGGTTATAG  
 TTAATAATGGTAATCTGATGTAGGACATGAAAGTGGCTCAGCCTACAACATAACTCAAT  
 TAGAATTTGTGAAAGATTTTGTCTGTGCAATAAGGAATGGCGGAAGCAACATTCATTT  
 CACCTTATAATGCTATGAACCAGAGAGCCTACCGTATGCTTGGACTTAATGTTTACAGACAG  
 TAGACTCGTCTCAAGGTCGGAGTATGATTATGTTATCTTTTGTGTTACTGCAGATTCGC  
 AGCATGCACCTGAATATTACAGATTCAATGTAGCGCTTACAAGAGCCAAGCGTGTATAC  
 TAGTTGTCTATGCTGAGCGTATGAACATATTCAGCTCTTAAAGTTTATAGAGCTTGATA  
 GTGTAGCAAGTCTGCAAGGTACAGGCTTGTTTAAAATTTGCAACAAGAGTTTAGTGGTG  
 TTCACCCAGCTTATGCAGTCACAACCTAAGGCTCTTGCTGCAACTTATAAAGTTAATGATG  
 AACTTGCTGCACCTTGTAAAGTGAAGCTGGTTCAGAAATAACATATAAACATCTTATTT  
 CTTTGTAGGGTTTAAAGATGAGTGTAAATGTTGAAGGCTGCCACAACATGTTTATAACAC  
 GTGATGAGGCTATCCGCAACGTAAGAGGTTGGGTAGGTTTGTATGTAGAAGCAACACATG  
 CTTGCGGTACTAACATTGGTACTAACCTGCCTTTCCAAGTAGGTTTCTCTACTGGTGCAG  
 ACTTTGTAGTTACGCCTGAGGGACTTGTAGATACCTCAATAGGCAATAATTTGAGCCTG  
 TGAATTTAAAGCACTCCAGGTGAACAATTTAATCACTTGAGAGCGTTATTCAAAAGTG  
 CTAAACCTTGGCATGTTGTAAGGCCAAGGATTGTGCAAAATTTAGCGGATAACCTGTGCA  
 ACGTTTCAGATTGTGTAGTGTTTGTACGTGGTGTATGGCCTAGAACTAACCACTTTGC  
 GCTATTTTGTAAAATAGGCAAGGACCAAGTTTGTCTTGCAGTTCTAGAGCAACAACCTT  
 TTAATTCCTACTCAGGCTTATGCTTGTGGAGCATTGCTTGGGTTTGTATTTGTTT  
 ATAATCCACTCTTAGTGGATATTCAACAGTGGGGTTATCTGGTAACCTACAATTTAACC  
 ATGATTTGCATTTGTAATGTGCATGGACACGCACATGTAGCTTCTGCGGATGCTATTATGA  
 CGCGTTGTCTTGAATTAATAATGCATTTTGTCAAGATGTCAACTGGGATTTAACTTACC  
 CTCATATAGCAAAATGAGGATGAAGTCAATCTAGCTGTAGATATTTACAACGCATGTATC  
 TTAATGCATGTGTTGATGCTCTTAAAGTTAACGTTGTCTATGATATAGGCAACCCTAAAG  
 GTATAAAAATGTTAGACGTGGAGACTTAAATTTTAGATTCTATGATAAGAATCCAATAG  
 TACCAATGTCAAGCAGTTTGAAGTATGACTATAATCAGCACAAAGATAAGTTTGTGATG  
 GTCTTTGTATGTTTGGAAATGTAATGTGGATTGTTATCCCGACAATTCCTTAGTTTGT  
 GGTACGACACAGAAATTTGAGTGTGTTTAACTACCTGCTTGTAAATGGTGTAGCTTGT  
 ATGTTAACAAGCATGCATTCACACACCTAAATTTGATCGCACTAGCTTTCGTAATTTGA  
 AAGCTATGCCATTCCTTTTCTATGACTCATCGCCTTGCAGAGACCATTCAATGGATGGAG  
 TTGCGCAAGACCTTGTGTCATTAGCTACGAAAGATTGTATCAGAAAATGCAACATAGGCG  
 GTGCTGTTTGTAAAAGCAGCACAAATGTATGCAGATTTTGTGACTTCTTATAATGCAG  
 CTGTTACTGCTGGTTTACTTTTTGGGGTACTAATAATTTTAAACCATATAATTTGTGGA

AAAGTTTTTCAGCTCTCCAGTCTATCGACAATATGCTTATAATATGTATAAGGGTGGTC  
ATTATGATGCTATTGCAGGAGAAATGCCCACTATCGTAACTGGAGATAAAGTTTTTGTTA  
TAGATCAAGGCGTAGAAAAAGCAGTTTTTTTTAATCAACAATCTGCCTAGATCTGTAG  
CGTTTGAGCTGTATGCGAAGAGAAAATATTCGCACACTGCCAAACAACCGTATTTTGAAAG  
GTTTGGGTGTAGATGTGACTAATGGATTTGTAATTTGGGATTACACGAACCAACACCAC  
TATACCGTAATACTGTTAAGGTATGTGCATATACAGACATAGAACCAATGGCCTAATAG  
TGCTGTATGATGATAGATATGGTGATTACCAGTCTTTCTAGCTGCTGATAATGCTGTTT  
TAGTTTCTACACAGTGTACAAGCGGTATTCGTATGTAGAAATACCGTCAAACCTGCTTG  
TTCAGAACGGTATCCGTTAAAAGATGGAGCGAACCTGTATGTTTATAAGCGTGTAAATG  
GTGCGTTTTGTTACGCTACCTAACACATTAACACACAGGGTCGCAGTTATGAACTTTTG  
AACCTCGTAGTGATGTTGAGCGTGATTTCTCGACATGTCTGAGGAGAGTTTTGTAGAAA  
AGTATGGTAAAGAATTAGGTCTACAGCACATACTGTATGGTGAAGTTGATAAGCCCCAAT  
TAGGTGGTTTACACACTGTTATAGGTATGTGCAGACTTTTACGTGCGAATAAGTTGAACG  
CAAAGTCTGTTACTAATCTGATTCGTATGTCATGCAAAATATTTTGTATTGGCAGACA  
ATGGTTCCTACAGCAAGTGTGTACTGTTGTGGATTGCTGCTTGATGATTTCTTAGAAC  
TTCTTAGGAACATACTGAAAGAGTATGGTACTAATAAGTCTAAAGTTGTAACAGTGTCAA  
TTGATTACCATAGCATAAAATTTATGACTTGGTTTGAAGATGGCATTATTAACATGTT  
ATCCACAGCTTCAATCAGCATGGACGTGTGGTTATAATATGCCTGAACTTTATAAGTTC  
AGAATTGTGTTATGGAACCTTGCAACATTCCTAATTATGGTGTGGAATAGCGTTGCCAA  
GTGGTATTATGATGAATGTGGCAAAGTATACACAACCTCTGTCAATACCTTTGAAAACAA  
CAATGTGTGTACCGCATAATATCGGAGTAATGCATTTTGGAGCTGGAAGTGACAAAGGAG  
TGGCTCCAGGTAGTACTGTTCTTAAACAATGGCTCCAGAAAGGACACTCCTTGTCGATA  
ATGATAATTGTAGACTATGTGTCTGATGCACATGTTCTGTGCTTTGAGATTGCAATAAAT  
ATAAGACAGAGCACAAAGTTGATCTTGTGATATCTGATATGTATACAGACAATGATTCAA  
AAAGAAAGCATGAAGGCGTGATAGCCAATAATGGCAATGATGACGTTTTTCATATATCTCT  
CAAGTTTTCTCGTAATAAATTTGGCTCTAGGTGGTAGTTTTGCTGTAAGTGACAGAGA  
CAAGTTGGCACGAAGTTTTATATGACATGACAGGATGTGCATGGTGGACAATGTTTT  
GTACAGCAGTGAATGCCTCTTCTCAGAAGCATTCTGGTTGGTGTAAATTATTTGGGTG  
CAAGTGAAAAGGTTAAGGTTAGTGAAAAACGCTGCACGCAAAATATATATTTGGAGGA  
ATTGTAATATTTACAAACCTCTGCTTATAGTATATTTGACGTTGCTAAGTTTGATTTGA  
GATTGAAAGCAACACCAGTTGTTAATTTGAAAACGAAACAAAAGAGACTTAGTGTTTA  
ATTTAATTAAGTGTGGTAAGTTACTGGTAAGAGATGTTGGTAACACCTCTTTTACTAGTG  
TACCAAAGTGCCTTTAGACCACCTAATGGTTGGCATTACACGGGGGTGCTTATGCGGTA  
GTTAATATTTCTAGCGAATCTAATAATGCAGGCTCTTACCTGGGTGATTTGTTGGTACT  
ATTCATGGTGGTCGTGTTAATGCTTCTTCTATAGCTATGACGGCACCGTCATCAGGT  
ATGGCTTGGTCTAGCAGTCAGTTTTGTACTGCACACTGTAACCTTTTACGATACTACAGTG  
TTTGTACACATTTGTTATAAATATGATGGGTGCTCCTATAACTGGCATGCTTCAAAGAAT  
TTTTTACGTGTTCTGCTATGAAAAATGGCCAGCTTTTCTATAATTTAACAGTTAGTGTA  
GCTAAGTACCCTACTTTTAAATCATTTTCAGTGTGTTAATAATTTAACATCCGTATATTTA  
AATGGTGATCTTGTTTACACCCTAATGAGACCACAGATGTTACATCTGCAGGTGTTTAT

- continued

TTTAAAGCTGGTGGACCTATAACTTATAAAGTTATGAGAGAAGTTAAAGCCCTGGCTTAT  
 TTTGTTAATGGTACTGCACAAGATGTTATTTTGTGTGATGGATCACCTAGAGGCTTGTTA  
 GCATGCCAGTATAAATACTGGCAATTTTTTCAGATGGCTTTTATCCTTTTATTAATAGTAGT  
 TTAGTTAAGCAGAAGTTTATTGCTATCGTGAAAATAGTGTTAATACTACTTTTACGTTA  
 CACAATTTCACTTTTCATAATGAGACTGGCGCCAACCCTAATCCTAGTGGTGTTCAGAAT  
 ATTCAAACTTACCAAAACACAAACAGCTCAGAGTGGTTATTATAATTTTAAATTTTTCCTTT  
 CTGAGTAGTTTTGTTTATAAGGAGTCTAATTTTATGTATGGATCTTATCACCCAAGTTGT  
 AATTTTAGACTAGAACATTAATAATGGCTTGTGGTTAATTCACCTTCAGTTTCAATT  
 GCTTACGGTCCTCTCAAGGTGGTTGCAAGCAATCTGTCTTAGTGGTAGAGCAACTTGT  
 TGTATGCTTATTCATATGGAGGTCCTTCGCTGTGTAAGGTGTTTATTACGGTGAAGT  
 GATCTTAATTTTGAATGTGGACTGTAGTTTATGTTACTAAGAGCGGTGGCTCTCGTATA  
 CAAACAGCCACTGAACCGCCAGTTATAACTCGACACAATTATAATAATATTACTTTAAAT  
 ACTTGTGTTGATTATAATATATATGGCAGAACTGGCCAAGGTTTTATTACTAATGTAACC  
 GACTCAGCTGTTAGTTATAAATTATCTAGCAGACGAGGTTTGGCTATTTTAGATACATCT  
 GGTTCATAGACATCTTTGTTGTACAAGGTGAATATGGTCTTACTTATTATAGGTTAAC  
 CCTTGCGAAGATGTCAACCAGCAGTTTGTAGTTTCTGGTGGTAAATTAGTAGGTTTCTT  
 ACTTCACGTAATGAGACTGGTTCTCAGCTTCTTGAGAACCAGTTTTACATTAAAATCACT  
 AATGGAACACGTCGTTTTAGACGTTCTATTACTGAAAATGTTGGAAAATGCCCTTATGTT  
 AGTTATGGTAAGTTTTGTATAAAAACCTGATGGTTCAATGGCCACAATAGTACCAAAACAA  
 TTGGAACAGTTTGTGGCACCTTTACTTAAATGTTACTGAAAATGTGCTCATACTTACAGT  
 TTTAATTTAACTGTACAGATGAGTACATACAAAACGCGTATGGATAAGGTCCAAATTAAT  
 TGCTGCAGTATGTTTGTGGCAATTTCTCGGATTGTAGAGATTTGTTTCAACAATATGGG  
 CCTGTTTGTGACAACATATTGCTGTAGTAATAGTATGGTCAAAAAGAAGATATGGAA  
 CTTTTGAATTTCTATTCTTCTACTAAACCGGCTGGTTTTAATACACCATTTCTTAGTAAT  
 GTTAGCACTGGTGAAGTTAATATTTCTCTTCTGTAAACAACCTCCTAGTAGTCTTAGAAGG  
 CGTTCTTTTATTGAAGACCTTCTATTTACAAGCGTTGAATCTGTTGGATTACCAACAGAT  
 GACGCATACAAAAATTGCACTGCAGGACCTTTAGGTTTTCTTAAGGACCTTCGCTGTGCT  
 CGTGAATATAATGGTTTGTGTTGCTCCCATTTATAACAGCAGAAATGCAAAATTTG  
 TATACTAGTTCTCTAGTAGCTTCTATGGCTTTTGGTGGTATTACTGCAGCTGGTGTATA  
 CCTTTTGCACACAACCTGCAGGCTAGAATTAATCACTTGGGTATTACCAGTCACTTTTG  
 TTGAAGAATCAAGAAAAAATTGCTGCTTCTTTAATAAGGCCATTGGTCGTATGCAGGAA  
 GGTTTTAGAAGTACATCTCTAGCATTACAACAAATTCAAGATGTTGTTAATAAGCAGAGT  
 GCTATTCTTACTGAGACTATGGCATCACTTAATAAAAAATTTGGTGTCTATTCTTCTATG  
 ATTCAGAAATCTACCAGCAACTTGACGCCATACAAGCAAAATGCTCAAGTGGATCGTCTT  
 ATAACCTGGTAGATTGTCATCACTTTCTGTTTGTAGCATCTGCTAAGCAGGCGGAGCATATT  
 AGAGTGTCAACACGCGTGAAGTTAGCTACTCAGAAAAATTAATGAGTGTGTTAAGTCACAG  
 TCTATTAGGTACTCCTTTTGTGGTAATGGACGACATGTTCTAACCATACCGCAAAATGCA  
 CCTAATGGTATAGTGTATACACTTTTCTTATACTCCAGATAGTTTTGTTAATGTACT  
 GCAATAGTGGGTTTTTGTGTAAGCCAGCTAATGCTAGTCAATAGTCAATAGTACCGCT  
 AATGGTAGGGTATTTTTATACAAGTTAATGGTAGTTACTACATCACAGCACGAGATATG  
 TATATGCCAAGAGCTATTACTGCAGGAGATATAGTTACGCTTACTTCTTGTCAAGCAAT

- continued

TATGTAAGTGTAATAAGACCGTCATTACTACATTCGTAGACAATGATGATTTTGATTTT  
AATGACGAATTGTCAAAATGGTGGAAATGACACTAAGCATGAGCTACCAGACTTTGACAAA  
TTCAATTACACAGTACCTATACTTGACATTGATAGTGAATGATCGTATTCAAGGCGTT  
ATACAGGGTCTTAATGACTCTTAATAGACCTTGAAAACTTCAATACTCAAACTTAT  
ATTAAGTGGCCTTGGTATGTGTGGTTAGCCATAGCTTTTGCCACTATTATCTTCATCTTA  
ATACTAGGATGGGTTTTCTTCATGACTGGATGTTGTGGTTGTTGTGTGGATGCTTTGGC  
ATTATGCCTCTAATGAGTAAGTGTGGTAAGAAATCTTCTTATTACACGACTTTTGATAAC  
GATGTGGTAACTTAACAATACAGACCTAAAAAGTCTGTTTAAATGATTCAAAGTCCCACGT  
CCTTCTAATAGTATTAATTTTTCTTTGGTGTAACTTGACTAAGTTGTTTTAGAGAGT  
TTATTATAGCGCTCCAACAACATAACAAGTTTTACTCCAATATCAATAGTAACTTAC  
AGCCTAGACTGACCCTTTGTCCAGTCTAGACTAATGTTAACTTAGAAGCAATTATTGA  
AACTGGTGAGCAAGTATTCAAAAATCAGTTTCAATTACAGCATATTTCAAGTGATT  
AAACACAGAAGTATTTGACCCCTTTGACTATTGTTATTACAGAGGAGTAATTTTTGGGA  
AATAGAGTCAGCTGAAGATTGTTCCAGGTGATGATGAATTTATTGAATAAGTCGCTAGAGG  
AAAATGGAAGTTTTCTAACAGCGCTTTATATATTTGTAGGATTTTAGCACTTTATCTTC  
TAGGTAGAGCACTTCAAGCATTTGTACAGGCTGCTGATGCTTGTGTTATTTTGGTATA  
CATGGGTAGTAATCCAGGAGCTAAGGGTACAGCCTTTGTATATAAGTATACATATGGTA  
GAAAACCTAACATCGGAATTAGAAGCAGTTATTGTCAACGAGTTTCCTAAGAACGGTT  
GGAAATAAATAAATCCAGCAAAATTTCAAGATGTCCAACGAGACAAATGTACTCTTGAC  
TTTGAACAGTCAGTTGAGCTTTTTAAAGAGTATAATTTATTTATAACTGCATTCTTGTG  
TTCTTAACCATAATACTTCAGTATGGCTATGCAACAAGAAGTAAGTTTATTTATATACTG  
AAAATGATAGTGTATGTTGCTTTTGGCCCTTAACATTGCAAGTGGTGAATTTTCATGT  
ATATAACCCACCAACACAGGAGGCTTTGTGCGAGCGATAATACTTACAGTGTTTGCGTGT  
CTGTCTTTTGTAGGTTATTTGATCCAGAGTATTAGACTCTTTAAGCGGTGATGATCATGG  
TGGTCATTTAACCCAGAATCTAATGCCGTAGGTTCAATACTCCTAATAAGTGGTCAACAA  
TGTAATTTGCTATAGAGAGTGTGCCAATGGTGTCTTCTCCAATTATAAAGAATGGTGT  
CTTTATTGTGAGGGTCAAGTGGCTTGCTAAGTGTGAACAGACCCTTGCCATAAGATATA  
TTTGTTTGTACACCGGATAGACGTAATATCTACCGTATGGTGCAGAAATATACTGGTGC  
CAAAGCGGAAATAAGAAACGGTTTGTCTACGTTTGTCTATGCAAAGCAGTCAGTAGACT  
GGCGAGCTAGAAGTGTAGCAACAGGAGGAGTAGTCTTTACACCTAAATGTGTGTGTGT  
AGAGAGTATTTAAAATTTCTTTAATAGTGCCTCTATTTAAGAGCGCATAATAGTATT  
ATTTTGGAGATATTAATATAAATCCTCTCTGTTTTATACTCTCTTTTCAAGAGCTATTA  
TTTAAAAACAGTTTTTCCACTCTTTTGTGCCAAAACTATTGTTGTTAATGGTGAAC  
TTTCAAGTAGATAATGGAAGTCTACTACGAAGGAAACCAATTTTTCAGAAAGGTTGT  
TGTAGGTTGGTTGAGTTATAAAAAAGATTAACCTACTACTACACTTATTTTATAAG  
AGGCGTTTTATCTTCAAGCGCTTAATAAATACGGACGATGAATGGCTGACTAGTTTTG  
TAAGGCGAGTTATTTTCATGTTATAAACCCCTATTATTAACCTCAATTAAGAGTATTAGATA  
GGTTAATCTTAGATCATGGACAAAACACATCTTAACGTGTGTTAGGTGCGTGATTTTGT  
TTCAATTAGATTTAGTTTATAGGTTGGCGTATACGCCTACTCAATCGCTGGTATGAATAA  
TAGTAAAGATAATCCTTTTTGCGGAGCAATAGCAAGAAAGCGCAATTTATCTGAGAGA

- continued

AGGATTAGATTGTGTTTACTTTCTTAAACAAAGCAGGACAAGCAGAGTCTTGTCCCGCGTG  
TACCTCTCTAGTATTCCAGGGGAAAACCTTGTGAGGAACACAAATATAATAATAATCTTTT  
GTCATGGCAAGCGGTAAGGCAACTGGAAAGCAGATGCCCCAGCTCCAGTCATCAAACATA  
GGAGGACCAAAGCCACCTAAAGTTGGTTCTTCTGGAAATGTATCTTGGTTTCAAGCAATA  
AAAGCCAAGAAGTTAAATTACCTCCGCCTAAGTTTGAAGGTAGCGGTGTTCTCTGATAAT  
GAAAATCTAAAACCAAGTCAGCAGCATGGATATTGGAGACGCCAAGCTAGGTTTAAAGCCA  
GGTAAAGGTGGAAGAAAACAGTCCCAGATGCTTGGTATTTTTAGTATACTGGAACAGGA  
CCAGCCGCTAACCTGAATTGGGGTGATAGCCAAGATGGTATAGTGTGGGTTGCTGGTAAG  
GGTGTGATACTAAATTTAGATCTAATCAGGGTACTCGTGACTCTGACAAGTTTGACCAA  
TATCCGCTACGGTTTTTCAGACGGAGGACCTGATGGTAATTTCCGTTGGGATTTCAATTCCT  
CTGAATCGTGGCAGGAGTGGGAGATCAACAGCAGCTTCATCAGCAGCATCTAGTAGAGCA  
CCATCACGTGAAGTTTCGCGTGGTTCGAGGAGTGGTTCGAAGATGATCTTATTGCTCGT  
GCAGCAAGGATAATTCAGGATCAGCAGAAGAGGGTTCTCGCATTACAAAGGCTAAGGCT  
GATGAAATGGCTCACCCCGGTATTGCAAGCGCAGTATCCACCTAATTATAAGGTTGAT  
CAAGTGTTTGGTCCCGTACTAAAGGTAAGGAGGGAAATTTGGTGATGACAAGATGAAT  
GAGGAAGGTATTAAGGATGGGCGGTTACAGCAATGCTCAACCTAGTTCTTAGCAGCCAT  
GCTTGTCTTTTCGGAAGTAGAGTGACGCCAGACTTCAACCAGATGGGCTGCACCTTGAAA  
TTTGAATTTACTACTGTGGTCCACGTGATGATCCGAGTTGATAATTATGTAATAAATT  
TGTGATCAGTGTGTTGATGGTGTAGGAACCGTCCAAAAGATGATGAACCAAGACCAAAG  
TCACGCTCAAGTTCAAGACCTGCAACAAGAGGAAATTTCCAGCGCCAAGACAGCAGCGC  
CCTAAGAAGGAGAAAAAGCCAAAGAAGCAGGATGATGAAGTGATAAAGCATTGACCTCA  
GATGAGGAGAGGAACAATGCACAGCTGGAATTTGATGATGAARCCAAAGGTAATTAAGTGG  
GGGATTCAGCGCTAGGAGAGAATGAACTTTGAGTAAATTTGAATAGTAAGAGTTAAGGA  
AGATAGGCATGTAGCTTGATTACCTACATGTCTATCGCCAGGAAATGTCTAATTTGTCT  
ACTTAGTAGCCTGGAACGAACCGTAGACCCTTAGATTTTAAATTTAGTTTAAATTTTAGT  
TTAGTTTAAAGTTAGTTTAGAGTAGGTATAAAGATGCCAGTGGCGGGCCACGCGGAGTAC  
GACCGAGGATACAGCACTAGGACGCCATTAGGGGAAGAGCTAAATTTTAGTTTAAAGTTA  
AGTTTAAATGGCTATGTATAGTTAAATTTTATAGGCTAGTATAGAGTTAGAGCAAAAAAA  
AAAAA

Replicase

In addition to the structural and accessory genes, two-thirds of a coronavirus genome comprises the replicase gene (at the 5' end of the genome), which is expressed as two polyproteins, pp1a and pp1ab, in which pp1ab is an extension product of pp1a as a result of a -1 ribosomal shift mechanism. The two polyproteins are cleaved by two types of virus-encoded proteinases usually resulting in 16 non-structural proteins (Nsp1-16); IBV lacks Nsp1 thereby encoding Nsp2-16.

Thus Gene 1 in IBV encodes 15 (16 in other coronaviruses) non-structural proteins (nsp2-16), which are associated with RNA replication and transcription.

The term 'replicase protein' is used herein to refer to the pp1a and pp1ab polyproteins or individual nsp subunits.

The term 'replicase gene' is used herein to refer to a nucleic acid sequence which encodes for replicase proteins.

A summary of the functions of coronavirus nsp proteins is provided in Table 1.

TABLE 1

| Nsp Protein | Key features  |
|-------------|---|
| 1           | Conserved within but not between coronavirus genetic groups; potential regulatory functions in the host cell.                             |
| 2           | Dispensable for MHV and SARS-CoV replication in tissue culture  |
| 3           | Acidic domain; macro domain with ADRP and poly (ADP-ribose)-binding activities; one or two ZBD-containing papain-like proteases; Y domain |
| 4           | Transmembrane domain  |
| 5           | 3C-like main protease, homodimer  |
| 6           | Transmembrane domain  |
| 7           | Interacts with nsp8 to form a hexadecamer complex   |
| 8           | Noncanonical RNA polymerase; interacts with nsp7 to form a hexadecameric complex  |
| 9           | ssRNA-binding protein, dimer  |
| 10          | RNA-binding protein, homododecamer, zinc-binding domain, known to interact with nsp14 and nsp16   |



TABLE 1-continued

| Nsp Protein | Key features   |
|-------------|--|
| 11          | Unknown  |
| 12          | RNA-dependent RNA polymerase   |
| 13          | Zinc-binding domain, NTPase, dNTPase, 5'-to-3' RNA and DNA helicase, RNA 5'-triphosphate |
| 14          | 3'-to 5' exoribonuclease, zinc-binding domain and N7-methyltransferase                   |
| 15          | Uridylate-specific endoribonuclease, homohexamer   |
| 16          | Putative ribose-2'-O-methyltransferase   |

The variant replicase gene encoded by the coronavirus of the present invention comprises a mutation in one or more of the sections of sequence encoding nsp-10, nsp-14, nsp-15 or nsp-16.

Nsp10 has RNA-binding activity and appears to be involved in homo and/or heterotypic interactions within other nsps from the pp1a/pp1ab region. It adopts an  $\alpha/\beta$  fold comprised of five  $\alpha$ -helices, one  $3_{10}$ -helix and three  $\beta$ -strands. Two zinc-binding sites have been identified that are formed by conserved cysteine residues and one histidine residue (Cys-74/Cys-77/His-83/Cys-90; Cys-117/Cys-120/Cys-128/Cys-130). The protein has been confirmed to bind single-stranded and double-stranded RNA and DNA without obvious specificity. Nsp-10 can be cross-linked with nsp-9, suggesting the existing of a complex network of protein-protein interactions involving nsp-7, -8, -9 and -10. In addition, nsp-10 is known to interact with nsp-14 and nsp-16.

Nsp-14 comprises a 3'-to-5' exoribonuclease (ExoN) active domain in the amino-terminal region. SARS-CoV ExoN has been demonstrated to have metal ion-dependent 3'-to-5' exoribonuclease activity that acts on both single-stranded and double-stranded RNA, but not on DNA. Nsp-14 has been shown to have proof-reading activity. This nsp has also been shown to have N7-methyltransferase (MT) activity in the carboxyl-terminal region.

Nsp-15 associated NendoU (nidoviral endoribonuclease, specific for U) RNase activity has been reported for a number of coronaviruses, including SARS-CoV, MHV and IBV. The activities were consistently reported to be significantly enhanced by  $Mn^{2+}$  ions and there was little activity in the presence of  $Mg^{2+}$  and  $Ca^{2+}$ . NendoU cleaves at the 3' side of uridylate residues in both single-stranded and double-stranded RNA. The biologically relevant substrate(s) of coronavirus NendoUs remains to be identified.

Nsp-16 has been predicted to mediate ribose-2'-O-methyltransferase (2'-O-MTase) activity and reverse-genetics experiments have shown that the 2'-O-MTase domain is essential for viral RNA synthesis in HCoV-229E and SARS-CoV. The enzyme may be involved in the production of the cap 1 structures of coronavirus RNAs and it may also cooperate with NendoU and ExoN in other RNA processing pathways. 2'-O-MTase might also methylate specific RNAs to protect them from NendoU-mediated cleavage.

The genomic and protein sequences for nsp-10, -14, -15 and -16 are provided as SEQ ID NO: 2-5 and 6-9, respectively.

(nsp-10 nucleotide sequence- nucleotides 11884-12318 of SEQ ID NO: 1)  
SEQ ID NO: 2

TCTAAAGGTCATGAGACAGAGGAAGTGGATGCTGTAGGCATTCTCTCACTTTGTTCTTTTGCAGTA  
GATCCTGCGGATACATATTGTAATAATGTGGCAGCAGGTAATCAACCTTTAGGTAAGTGTGTTAAA  
ATGTTGACAGTACATAATGGTAGTGGTTTTGCAATAACATCAAGCCAAGTCCAACCTCCGGATCAG  
GATTCTTATGGAGGAGCTTCTGTGTCTTTATTGTAGAGCACATATAGCACACCTTGGCGGAGCA  
GGAAATTTAGATGGACGCTGTCAATTTAAAGGTTCTTTGTGCAAACTACTACGGAGAAAGAT  
CCTGTTGGATTCTGTCTACGTAACAGGTTTTGCACTGTTTGTCACTGTTGGATTGGTTATGGATG  
CAGTGTGATTCACTTAGACAACCTAAACCTTCTGTTCCAG

(nsp-14 nucleotide sequence- nucleotides 16938-18500 of SEQ ID NO: 1)  
SEQ ID NO: 3

GGTACAGGCTTGTAAAAATTTGCAACAAAGAGTTTAGTGGTTCACCCAGCTTATGCAGTCACA  
ACTAAGGCTCTGTGCAACTTATAAAGTTAATGATGAACTGCTGCACTGTTAACTGGAAGCT  
GGTTCAGAAATAACATATAAACATCTTATTCTTTGTTAGGGTTAAGATGAGTGTAAATGTTGAA  
GGCTGCCACAACATGTTATAACACGTGATGAGGCTATCCGCAACGTAAGAGGTTGGTAGGTTTT  
GATGTAGAAGCAACACATGCTTGCGGTACTAACATGGTACTAACCTGCCTTCCAGTAGGTTTT  
TCTACTGGTGACACTTTGTAGTTACGCCTGAGGGACTTGTAGATACTTCAATAGGCAATAATTTT  
GAGCCTGTGAATTTAAAGCACCTCCAGGTGAACAATTAATCACTTGAGAGCGTTATTCAAAGT  
GCTAAACCTTGGCATGTTGTAAGGCCAAGGATTGTGCAATGTTAGCGGATAACCTGTGCAACGTT  
TCAGATTGTGTAGTGTGTCACGTGGTGTGATGGCCTAGAACTAACCACTTTCGCTATTTTGT  
AAAAATAGGCAAGGCAAGTTTGTCTTTCGGTTCTAGAGCAACAACCTTTAATCTCATACTCAG  
GCTTATGCTTGTGGAAGCATTGCTGGGTTTTGATTTGTTTATAATCCACTCTTAGTGGATATT  
CAACAGTGGGTTATTCTGGTAACCTACAATTTAACCATGATTTGCATTGTAATGTGCATGGACAC  
GCACATGTAGCTTCTCGGATGCTATTATGACGCGTTGTCTTGCATTAATAATGCATTTTGTCA

-continued

GATGTCAACTGGGATTTAACTTACCTCATATAGCAAATGAGGATGAAGTCAATTCATAGCTGTAGA  
TATTTACAACGCATGTATCTTAATGCATGTGTTGATGCTCTTAAAGTTAACGTTGTCTATGATATA  
GGCAACCCATAAGGTATTAATGTGTTAGACGTGGAGACTTAAATTTTAGATTCTATGATAAGAAT  
CCAATAGTACCCAATGTCAAGCAGTTTGAGTATGACTATAATCAGCACAAAGATAAGTTTGTCTGAT  
GGTCTTTGTATGTTTTGGAATTGTAATGTGGATTGTTATCCCGACAATTCCTTACTTTGTAGGTAC  
GACACACGAAATTTGAGTGTGTTTAACTACCTGGTTGTAATGGTGGTAGCTTGTATGTTAACAAG  
CATGCATTCCACACACCTAAATTTGATCGCACTAGCTTTCGTAATTTGAAAGCTATGCCATTCCTTT  
TTCTATGACTCATCGCCTTGCAGACCATTCAATGGATGGAGTTGCGCAAGACCTTGTGTCATTA  
GCTACGAAAGATTGTATCACAATAATGCAACATAGGCGGTGCTGTTTGTAAAAGCACGCACAATG  
TATGCAGATTTTGTGACTTCTATAATGCAGCTGTTACTGCTGGTTTTACTTTTTGGGTTACTAAT  
AATTTTAACCCATATAATTTGTGGAAAAGTTTTTCAGCTCTCCAG

(nsp-15 nucleotide sequence- nucleotides 18501-19514 of SEQ ID NO: 1)  
SEQ ID NO: 4  
TCTATCGACAATATGCTTATAATATGTATAAGGGTGGTCATTATGATGCTATTGCAGGAGAAATG  
CCCCTATCGTAACTGGAGATAAAGTTTTTGTATAGATCAAGGCGTAGAAAAAGCAGTTTTTTTT  
AATCAAACAATTCGCCTACATCTGTAGCGTTTGAGCTGTATCGAAGAGAAATATTCGCACACTG  
CCAAACAACCGTATTTTGAAGGTTTGGGTGTAGATGTGACTAATGGATTTGTAATTTGGGATTAC  
ACGAACCAAACACCCTATACCGTAATACTGTTAAGGTATGTGCATATACAGACATAGAACCAAAT  
GGCCTAATAGTGTGTATGATGATAGATATGGTATTACCAGTCTTTTCTAGCTGCTGATAATGCT  
GTTTTAGTTTCTACACAGTGTACAAAGCGTATTGATGTAGAAATACCGTCAAACCTGCTTGT  
CAGAACGGTATTCGGTAAAAGATGGAGCGAACC TGATGTTTATAAGCGTGTAAATGGTGCCTTT  
GTTACGCTACCTAACACAATAAACACACAGGGTCAAGTTATGAAACTTTTGAACCTCGTAGTGAT  
GTTGAGCGTGATTTTCTCGACATGTCTGAGGAGTTTTGTAGAAAAGTATGGTAAAGAATTAGGT  
CTACAGCACATACTGTATGGTGAAGTTGATAAGCCCAATTAGGTGGTTTCCACACTGTTATAGGT  
ATGTGCAGACTTTTACGTGCGAATAAGTTGAACGCAAAGTCTGTTACTAATCTGATTCGTATGTC  
ATGCAAAATTTATTTGTATGGCAGACAATGGTTCTACAAGCAAGTGTACTGTTGTGGATTG  
CTGCTTGATGATTTCTTAGAACTTCTTAGGAACATACTGAAAGAGTATGGTACTAATAAGTCTAAA  
GTTGTAACAGTGTCAATGATTACCATAGCATAAATTTATGACTTGGTTTGAAGATGGCATTATT  
AAAACATGTTATCCACAGCTTCAA

(nsp-16 nucleotide sequence- nucleotides 19515-20423 of SEQ ID NO: 1)  
SEQ ID NO: 5  
TCAGCATGGACGTGTGGTTATAATATGCCTGAACTTATAAAGTTCAGAATGTGTTATGGAACCT  
TGCAACATTCCTAATATGGTGTGGAATAGCGTTGCCAAGTGGTATTATGATGAATGTGGCAAAG  
TATACACAACCTCTGTCAATACCTTTGAAAACAACAATGTGTGTACCGCATAATATGCGAGTAATG  
CATTTTGGAGCTGGAAGTGACAAGGAGTGGTGCCAGGTAGTACTGTTCTTAAACAATGGCTCCCA  
GAAGGGACACTCCTTGTGATAATGATATTGTAGACTATGTGTCTGATGCACATGTTCTGTGCTT  
TCAGATTGCAATAAATAAAGACAGAGCACAAGTTGATCTTGTGATATCTGATATGTATACAGAC  
AATGATTCAAAAGAAAGCATGAAGGCGTGATAGCCAATAATGGCAATGATGACGTTTTTCATATAT  
CTCTCAAGTTTTCTCGTAATAAATTTGGCTCTAGGTGGTAGTTTTGCTGTAAAAGTGACAGAGACA  
AGTTGGCACGAAGTTTTATATGACATTGCACAGGATTGTGCATGGTGGACAATGTTTTGTACAGCA  
GTGAATGCCTCTTCTCAGAAGCATTCTTGATTGGTGTAAATTAATTTGGGTGCAAGTGAAAAGGTT  
AAGGTTAGTGAAAAACGCTGCACGCAAATTATATATTTGGAGGAATTGTAATTAATTTACAACC

-continued

TCTGCTTATAGTATATTTGACGTTGCTAAGTTTGATTTGAGATTGAAAGCAACGCCAGTTGTTAAT  
 TTGAAACTGAACAAAAGACAGACTTAGTCTTTAATTAATTAAGTGTGGTAAGTTACTGGTAAGA  
 GATGTTGGTAACACCTCTTTTACTAGTGACTCTTTTGTGTGTACTATGTAG

(nsp-10 amino acid sequence)

SEQ ID NO: 6

SKGHETEEDVAVGILSLCSFAVDPADTYCKYVAAGNQPLGNCVKMLTVKNGSGFAITSKPSPTDQ  
 DSYGGASVCLYCRAHIAHPGGAGNLDGRCQPKGSFVQIPTTEKDPVGFCLRNKVCVQCWIGYGC  
 QCDSLRLQPKPSVQ

(nsp-14 amino acid sequence)

SEQ ID NO: 7

GTGLFKICNKEFSGVHPAYAVTTKALAATYKVNDELAALVNVEAGSEITYKHLISLLGFKMSVNVE  
 GCHNMFITRDEAIRNVRGWVGFVDEATHACGTNIGTNLPPFQVGFSTGADFVVTPEGLVDTSIGNMF  
 EPVNSKAPPGEQFNHLRALFKSAKPWHVVRPRIVQMLADNLCNVSDCVVFTWCHGLELTLTRYFV  
 KIGKDQVCSCGRATTFNSHTQAYACWKHCLGDFVYNPLLVDIQQWGYSGNLQFNHDLHCNVHGH  
 AHVASADAIMTRCLAINNAFCQDVNWDLTYPHIANEDEVNSSCRYLQRMVNLNACVDALKVNVVYDI  
 GNPKGIKCVRRGDLNFRFYDKNPVIVPNVKQFEYDYNQHKDKFADGLCMFWNCNVDCYPDNSLVCRY  
 DTRNLSVFNLPGCNGGSLYVNHAFHTPKFDRTSFRNLKAMPPFFYDSSPCETIQLDGVAQDLVSL  
 ATKDCITKCNICGAVCKKKAQMYADFVTSYNAAVTAGFTFWVTNMFNPNLWKSFSALQ

(nsp-15 amino acid sequence)

SEQ ID NO: 8

SIDNIAYNMYKGGHYDAIAGEMPTIVTGDKVFVIDQGVKAVFFNQITLPTSVAFELYAKRNIRTL  
 PNNRILKGLGVDVTNGFVIWDTYNQTPLYRNTVKVCAVTDIEPNGLIVLYDDRYGDYQSFLAADNA  
 VLVSTQCYKRYSYVEIPSNLLVQNGIPLKDGANLYVYKRVNGAFVTLNPTLNTQGRSYETFEPRSD  
 VERDFLDMSEESFVEKYKELGLQHILYGEVDKPKQLGGLHTVIGMCRLLRANKLNAKSVTNSDSV  
 MQNYFVLADNGSYKQVCTVVDLLDDFLELLRNILKEYGTNKSQVTVSIDYHSINFMTWFEDGII  
 KTCYPQLQ

(nsp-16 amino acid sequence)

SEQ ID NO: 9

SAWTCGYNMPELYKVNQNCVMEPCNIPNYGVGIALPSGIMMNVAKYTQLCQYLSKTTMCPVPHNMRVM  
 HFGAGSDKGVAPGSTVLKQWLPETGLLVNDIVDYVSDAHVSVLSDCNKYKTEHKFDLVI S DMYTD  
 NDSKRKHEGVIANNGDDVFIYLSFSLRNALGGSFAVKVTETSWHEVLYDIAQDCAWWTFCTA  
 VNASSEAFVGVNVLGASEKVIWSGKTLHANYIFWRNCNYLQTSAYSIFDVAKFDLRLKATPVVN  
 LKTEQKTDLVFNLIKCGKLLVRDVGNTSFTSDSFVCTM

Reduced Pathogenicity

The live, attenuated coronavirus of the present invention comprises a variant replicase gene which causes the virus to have reduced pathogenicity compared to a coronavirus expressing the corresponding wild-type gene.

The term “attenuated” as used herein, refers to a virus that exhibits said reduced pathogenicity and may be classified as non-virulent. A live, attenuated virus is a weakened replicating virus still capable of stimulating an immune response and producing immunity but not causing the actual illness.

The term “pathogenicity” is used herein according to its normal meaning to refer to the potential of the virus to cause disease in a subject. Typically the pathogenicity of a coronavirus is determined by assaying disease associated symptoms, for example sneezing, snicking and reduction in tracheal ciliary activity.

The term “reduced pathogenicity” is used to describe that the level of pathogenicity of a coronavirus is decreased, lessened or diminished compared to a corresponding, wild-type coronavirus.

In one embodiment, the coronavirus of the present invention has a reduced pathogenicity compared to the parental M41-CK virus from which it was derived or a control coronavirus. The control coronavirus may be a coronavirus with a known pathogenicity, for example a coronavirus expressing the wild-type replicase protein.

The pathogenicity of a coronavirus may be assessed utilising methods well-known in the art. Typically, pathogenicity is assessed by assaying clinical symptoms in a subject challenged with the virus, for example a chicken.

As an illustration, the chicken may be challenged at 8-24 days old by nasal or ocular inoculation. Clinical symptoms, associated with IBV infection, may be assessed 3-10 days post-infection. Clinical symptoms commonly assessed to

determine the pathogenicity of a coronavirus, for example an IBV, include gasping, coughing, sneezing, snicking, depression, ruffled feathers and loss of tracheal ciliary activity.

The variant replicase of the present invention, when expressed in a coronavirus, may cause a reduced level of clinical symptoms compared to a coronavirus expressing a wild-type replicase.

For example a coronavirus expressing the variant replicase may cause a number of snicks per bird per minute which is less than 90%, less than 80%, less than 70%, less than 60%, less than 50%, less than 40%, less than 30%, less than 20% or less than 10% of the number of snicks caused by a virus expressing the wild type replicase.

A coronavirus expressing a variant replicase according to the present invention may cause wheezing in less than 70%, less than 60%, less than 50%, less than 40%, less than 30%, less than 20% or less than 10% of the number of birds in a flock infected with the a virus expressing the wild type replicase.

A coronavirus expressing a variant replicase according to the present invention may result in tracheal ciliary activity which is at least 60%, at least 70%, at least 80%, at least 90% or at least 95% of the level of tracheal ciliary activity in uninfected birds.

A coronavirus expressing a variant replicase according to the present invention may cause clinical symptoms, as defined in Table 2, at a lower level than a coronavirus expressing the wild type replicase.

levels when administered to broiler chickens with maternal antibodies as these strains are neutralized by the maternal antibody pool.

Thus a viral particle must be sufficiently efficient at replicating and propagating to ensure that it is not neutralized by the maternally-derived antibodies against the virus. Maternally-derived antibodies are a finite pool of effective antibodies, which decrease as the chicken ages, and neutralization of the virus in this manner does not equate to the establishment of long-term immunity for the embryo/chick. In order to develop long-term immunity against the virus, the embryo and hatched chicken must develop an appropriate protective immune response which is distinct to the effect of the maternally-derived antibodies.

To be useful for in ovo vaccination, the virus must also not replicate and propagate at a level which causes it to be pathogenic to the embryo.

Reduced pathogenicity in terms of the embryo may mean that the coronavirus causes less reduction in hatchability compared to a corresponding, wild-type control coronavirus. Thus the term "without being pathogenic to the embryo" in the context of the present invention may mean "without causing reduced hatchability" when compared to a control coronavirus.

A suitable variant replicase may be identified using methods which are known in the art. For example comparative challenge experiments following in ovo vaccination of

TABLE 2

| IBV severity limits based on clinical signs:   |   |
|--|---|
| Snicking (sneezing)<br>Nasal exudate<br>Watery eyes<br>Swollen infraorbital sinuses<br>Rales (vibration in trachea or bronchi region)      | IBV specific: Mild (N.B. Respiratory signs become apparent from 2-3 dpi if they are going to occur and can continue for up to 7d).  |
| Hunched posture/depressed<br>Fluffed up feathers<br>Eating and drinking less   | Mild, if exceed 2d increase to moderate   |
| Drinking in excess: evident by fluid filled crop or measured water intake  | IBV specific: Mild, if exceed 24h increase to moderate for a max of 2d. If still drinking in excess then kill by schedule 1 method. |
| Less active but still evade capture<br>Weight loss<br>Not eating or drinking   | Mild, if exceed 1d increase to moderate.  |
| Birds sit alone and does not evade capture<br>Severe respiratory distress: e.g. excessive gasping<br>Snicking and/or rales for 7d in total | Moderate: birds at end point. Kill by schedule 1 method.  |
| Found dead   | Severe: report to project license holder.<br>Full post-mortem to be performed.  |

The variant replicase of the present invention, when expressed in a coronavirus, may cause the virus to replicate at non-pathogenic levels in ovo.

While developing vaccines to be administered in ovo to chicken embryos, attention must be paid to two points: the effect of maternal antibodies on the vaccines and the effect of the vaccines on the embryo. Maternal antibodies are known to interfere with active immunization. For example, vaccines with mild strains do not induce protective antibody

embryos with or without maternally-derived antibodies may be performed (i.e. wherein the layer has or has not been vaccinated against IBV).

If the variant replicase enables the virus to propagate at a level which is too high, the embryo will not hatch or will not be viable following hatching (i.e. the virus is pathogenic to the embryo). A virus which is pathogenic to the embryo may kill the embryo.

If the variant replicase causes a reduction in viral replication and propagation which is too great, the virus will be

neutralised by the maternally-derived antibodies. Subsequent challenge of the chick with IBV will therefore result in the development of clinical symptoms (for example wheezing, snicking, loss of ciliary activity) and the onset of disease in the challenged chick; as it will have failed to develop effective immunity against the virus.

Variant

As used herein, the term ‘variant’ is synonymous with ‘mutant’ and refers to a nucleic acid or amino acid sequence which differs in comparison to the corresponding wild-type sequence.

A variant/mutant sequence may arise naturally, or may be created artificially (for example by site-directed mutagenesis). The mutant may have at least 70, 80, 90, 95, 98 or 99% sequence identity with the corresponding portion of the wild type sequence. The mutant may have less than 20, 10, 5, 4, 3, 2 or 1 mutation(s) over the corresponding portion of the wild-type sequence.

The term “wild type” is used to mean a gene or protein having a nucleotide or amino acid sequence which is identical with the native gene or protein respectively (i.e. the viral gene or protein).

Identity comparisons can be conducted by eye, or more usually, with the aid of readily available sequence comparison programs. These commercially available computer programs can calculate % identity between two or more sequences. A suitable computer program for carrying out such an alignment is the GCG Wisconsin Bestfit package (University of Wisconsin, U.S.A.; Devereux et al., 1984, Nucleic Acids Research 12:387). Examples of other software that can perform sequence comparisons include, but are not limited to, the BLAST package (see Ausubel et al., 1999 *ibid*—Chapter 18), FASTA (Atschul et al., 1990, J. Mol. Biol., 403-410) and the GENWORKS suite of comparison tools, ClustalX (see Larkin et al. (2007) Clustal W and Clustal X version 2.0. Bioinformatics, 23:2947-2948). Both BLAST and FASTA are available for offline and online searching (see Ausubel et al., 1999 *ibid*, pages 7-58 to 7-60). However, for some applications, it is preferred to use the GCG Bestfit program. A new tool, called BLAST 2 Sequences is also available for comparing protein and nucleotide sequence (see FEMS Microbiol Lett 1999 174(2): 247-50; FEMS Microbiol Lett 1999 177(1): 187-8 and tatiana@ncbi.nlm.nih.gov).

The sequence may have one or more deletions, insertions or substitutions of amino acid residues which produce a silent change and result in a functionally equivalent molecule. Deliberate amino acid substitutions may be made on the basis of similarity in polarity, charge, solubility, hydrophobicity, hydrophilicity, and/or the amphipathic nature of the residues as long as the activity is retained. For example, negatively charged amino acids include aspartic acid and glutamic acid; positively charged amino acids include lysine and arginine; and amino acids with uncharged polar head groups having similar hydrophilicity values include leucine, isoleucine, valine, glycine, alanine, asparagine, glutamine, serine, threonine, phenylalanine, and tyrosine.

Conservative substitutions may be made, for example according to the Table below. Amino acids in the same block in the second column and preferably in the same line in the third column may be substituted for each other:

|           |                  |                |
|-----------|------------------|----------------|
| ALIPHATIC | Non-polar        | G A P<br>I L V |
|           | Polar- uncharged | C S T M<br>N Q |

-continued

|          |                |            |
|----------|----------------|------------|
|          | Polar- charged | D E<br>K R |
| AROMATIC |                | H F W Y    |

The coronavirus of the present invention may comprise a variant replicase gene which encodes a protein which comprises a mutation compared to any one of SEQ ID NO: 6, 7, 8 or 9 which, when expressed in a coronavirus, causes the virus to have reduced pathogenicity compared to a coronavirus expressing the corresponding wild-type replicase.

The variant replicase gene may encode a protein which comprises at least one or more amino acid mutations in any combination of nsp-10, nsp-14, nsp-15 and nsp-16.

The variant replicase gene of the coronavirus of the present invention may encode a protein comprising a mutation as defined in the M41 mod sequences presented in FIG. 10.

The variant replicase gene of the coronavirus of the present invention may encode a protein which comprises one or more amino acid mutations selected from the list of:  
Pro to Leu at position 85 of SEQ ID NO: 6,  
Val to Leu at position 393 of SEQ ID NO: 7;  
Leu to Ile at position 183 of SEQ ID NO: 8;  
Val to Ile at position 209 of SEQ ID NO: 9.

The variant replicase gene of the coronavirus of the present invention may encode a protein which does not comprise a mutation in nsp-2, nsp-3, nsp-6 or nsp-13.

The variant replicase gene of the coronavirus of the present invention may encode a protein which does not comprise a mutation in nsp10 which corresponds to the threonine to isoleucine mutation caused by a mutation at nucleotide position 12,008 in the gene reported by Ammayappan et al. (Arch Virol (2009) 154:495-499).

Ammayappan et al (as above) reports the identification of sequence changes responsible for the attenuation of IBV strain Arkansas DPI. The study identified 17 amino acid changes in a variety of IBV proteins following multiple passages, approx. 100, of the virus in embryonated eggs. It was not investigated whether the attenuated virus (Ark DPI 101) is capable of replicating in the presence of maternally-derived antibodies against the virus in ovo, without being pathogenic to the embryo. Given that this virus was produced by multiple passage in SPF embryonated eggs, similar methodology for classical IBV vaccines, it is likely that this virus is pathogenic for embryos. The virus may also be sensitive to maternally-derived antibodies if the hens were vaccinated with a similar serotype.

The variant replicase gene of the coronavirus of the present invention may encode a protein which comprises any combination of one or more amino acid mutations provided in the list above.

The variant replicase gene may encode a protein which comprises the amino acid mutation Pro to Leu at position 85 of SEQ ID NO: 6.

The variant replicase gene may encode a protein which comprises the amino acid mutation Val to Leu at position 393 of SEQ ID NO: 7.

The variant replicase gene may encode a protein which comprises the amino acid mutation Leu to Ile at position 183 of SEQ ID NO: 8.

The variant replicase gene may encode a protein which comprises the amino acid mutation Val to Ile at position 209 of SEQ ID NO: 9.

The variant replicase gene may encode a protein which comprises the amino acid mutations Pro to Leu at position 85 of SEQ ID NO: 6, and Val to Leu at position 393 of SEQ ID NO: 7.

The variant replicase gene may encode a protein which comprises the amino acid mutations Pro to Leu at position 85 of SEQ ID NO: 6 and Val to Ile at position 183 of SEQ ID NO: 8.

The variant replicase gene may encode a protein which comprises the amino acid mutations Pro to Leu at position 85 of SEQ ID NO: 6 and Val to Ile at position 209 of SEQ ID NO: 9.

The variant replicase gene may encode a protein which comprises the amino acid mutations Val to Leu at position 393 of SEQ ID NO: 7 and Leu to Ile at position 183 of SEQ ID NO: 8.

The variant replicase gene may encode a protein which comprises the amino acid mutations Val to Leu at position 393 of SEQ ID NO: 7 and Val to Ile at position 209 of SEQ ID NO: 9.

The variant replicase gene may encode a protein which comprises the amino acid mutations Leu to Ile at position 183 of SEQ ID NO: 8 and Val to Ile at position 209 of SEQ ID NO: 9.

The variant replicase gene may encode a protein which comprises the amino acid mutations Pro to Leu at position 85 of SEQ ID NO: 6, Val to Leu at position 393 of SEQ ID NO: 7 and Leu to Ile at position 183 of SEQ ID NO: 8.

The variant replicase gene may encode a protein which comprises the amino acid mutations Pro to Leu at position 85 of SEQ ID NO: 6 and Val to Ile at position 209 of SEQ ID NO: 9.

The variant replicase gene may encode a protein which comprises the amino acid mutations Pro to Leu at position 85 of SEQ ID NO: 6, Val to Leu at position 393 of SEQ ID NO: 7 and Val to Ile at position 209 of SEQ ID NO: 9.

The variant replicase gene may encode a protein which comprises the amino acid mutations Val to Leu at position 393 of SEQ ID NO: 7, Leu to Ile at position 183 of SEQ ID NO: 8 and Val to Ile at position 209 of SEQ ID NO: 9.

The variant replicase gene may encode a protein which comprises the amino acid mutations Pro to Leu at position 85 of SEQ ID NO: 6, Val to Leu at position 393 of SEQ ID NO: 7, Leu to Ile at position 183 of SEQ ID NO: 8 and Val to Ile at position 209 of SEQ ID NO: 9.

The variant replicase gene may also be defined at the nucleotide level.

For example the nucleotide sequence of the variant replicase gene of the coronavirus of the present invention may comprise one or more nucleotide substitutions within the regions selected from the list of: 11884-12318, 16938-18500, 18501-19514 and 19515-20423 of SEQ ID NO:1.

For example the nucleotide sequence of the variant replicase gene of the coronavirus of the present invention may comprise one or more nucleotide substitutions selected from the list of:

C to Tat nucleotide position 12137;  
G to C at nucleotide position 18114;  
T to A at nucleotide position 19047; and  
G to A at nucleotide position 20139;

compared to the sequence shown as SEQ ID NO: 1.

As used herein, the term "substitution" is synonymous with the term mutation and means that the nucleotide at the identified position differs to that of the wild-type nucleotide sequence.

The nucleotide sequence may comprise any combination of the nucleotide substitutions selected from the list of:

C to Tat nucleotide position 12137;  
G to Cat nucleotide position 18114;  
T to A at nucleotide position 19047; and  
G to A at nucleotide position 20139;

5 compared to the sequence shown as SEQ ID NO: 1.

The nucleotide sequence may comprise the substitution C12137T.

The nucleotide sequence may comprise substitution G18114C.

10 The nucleotide sequence may comprise the substitution T19047A.

The nucleotide sequence may comprise the substitution G20139A.

The nucleotide sequence may comprise the substitutions C12137T and G18114C.

The nucleotide sequence may comprise the substitutions C12137T and T19047A.

The nucleotide sequence may comprise the substitutions C12137T and G20139A.

20 The nucleotide sequence may comprise the substitutions G18114C and T19047A.

The nucleotide sequence may comprise the substitutions G18114C and G20139A.

25 T19047A and G20139A.

The nucleotide sequence may comprise the substitutions C12137T, G18114C and T19047A.

The nucleotide sequence may comprise the substitutions C12137T, T19047A and G20139A.

30 The nucleotide sequence may comprise the substitutions C12137T, G18114C and G20139A.

The nucleotide sequence may comprise the substitutions G18114C, T19047A and G20139A.

35 C12137T, G18114C, T19047A and G20139A.

The nucleotide sequence may not comprise a substitution which corresponds to the C12008T substitution reported by Ammayappan et al. (as above).

40 The nucleotide sequence may be natural, synthetic or recombinant. It may be double or single stranded, it may be DNA or RNA or combinations thereof. It may, for example, be cDNA, PCR product, genomic sequence or mRNA.

The nucleotide sequence may be codon optimised for production in the host/host cell of choice.

45 It may be isolated, or as part of a plasmid, virus or host cell.

Plasmid

A plasmid is an extra-chromosomal DNA molecule separate from the chromosomal DNA which is capable of replicating independently of the chromosomal DNA. They are usually circular and double-stranded.

Plasmids, or vectors (as they are sometimes known), may be used to express a protein in a host cell. For example a bacterial host cell may be transfected with a plasmid capable of encoding a particular protein, in order to express that protein. The term also includes yeast artificial chromosomes and bacterial artificial chromosomes which are capable of accommodating longer portions of DNA.

60 The plasmid of the present invention comprises a nucleotide sequence capable of encoding a defined region of the replicase protein. It may also comprise one or more additional coronavirus nucleotide sequence(s), or nucleotide sequence(s) capable of encoding one or more other coronavirus proteins such as the S gene and/or gene 3.

65 The plasmid may also comprise a resistance marker, such as the guanine xanthine phosphoribosyltransferase gene (gpt) from *Escherichia coli*, which confers resistance to

mycophenolic acid (MPA) in the presence of xanthine and hypoxanthine and is controlled by the vaccinia virus P7.5 early/late promoter.

#### Recombinant Vaccinia Virus

The present invention also relates to a recombinant vaccinia virus (rVV) comprising a variant replicase gene as defined herein.

The recombinant vaccinia virus (rVV) may be made using a vaccinia-virus based reverse genetics system.

In this respect, the present invention also provides a method for making a viral particle by:

- (i) transfecting a plasmid as described in the previous section into a host cell;
- (ii) infecting the host cell with a recombinating virus comprising the genome of a coronavirus strain with a replicase gene;
- (iii) allowing homologous recombination to occur between the replicase gene sequences in the plasmid and the corresponding sequences in the recombinating virus genome to produce a modified replicase gene;
- (iv) selecting for recombinating virus comprising the modified replicase gene.

The term 'modified replicase gene' refers to a replicase gene which comprises a variant replicase gene as described in connection with the first aspect of the present invention. Specifically, the term refers to a gene which is derived from a wild-type replicase gene but comprises a nucleotide sequence which causes it to encode a variant replicase protein as defined herein.

The recombination may involve all or part of the replicase gene. For example the recombination may involve a nucleotide sequence encoding for any combination of nsp-10, nsp-14, nsp-15 and/or nsp-16. The recombination may involve a nucleotide sequence which encodes for an amino acid mutation or comprises a nucleotide substitution as defined above.

The genome of the coronavirus strain may lack the part of the replicase protein corresponding to the part provided by the plasmid, so that a modified protein is formed through insertion of the nucleotide sequence provided by the plasmid.

The recombinating virus is one suitable to allow homologous recombination between its genome and the plasmid. The vaccinia virus is particularly suitable as homologous recombination is routinely used to insert and delete sequences for the vaccinia virus genome.

The above method optionally includes the step:

- (v) recovery of recombinant coronavirus comprising the modified replicase gene from the DNA from the recombinating virus from step (iv).

Methods for recovering recombinant coronavirus, such as recombinant IBV, are known in the art (See Britton et al (2005) see page 24; and PCT/GB2010/001293).

For example, the DNA from the recombinating virus from step (iv) may be inserted into a plasmid and used to transfect cells which express cytoplasmic T7 RNA polymerase. The cells may, for example be pre-infected with a fowlpox virus expressing T7 RNA polymerase. Recombinant coronavirus may then be isolated, for example, from the growth medium.

When the plasmid is inserted into the vaccinia virus genome, an unstable intermediate is formed. Recombinants comprising the plasmid may be selected for e.g. using a resistance marker on the plasmid.

Positive recombinants may then be verified to contain the modified replicase gene by, for example, PCR and sequencing.

Large stocks of the recombinating virus including the modified replicase gene (e.g. recombinant vaccinia virus, (rVV) may be grown up and the DNA extracted in order to carry out step (v)).

Suitable reverse genetics systems are known in the art (Casais et al (2001) *J. Virol* 75:12359-12369; Casais et al (2003) *J. Virol.* 77:9084-9089; Britton et al (2005) *J. Virological Methods* 123:203-211; Armesto et al (2008) *Methods in Molecular Biology* 454:255-273).

#### Cell

The coronavirus may be used to infect a cell.

Coronavirus particles may be harvested, for example from the supernatant, by methods known in the art, and optionally purified.

The cell may be used to produce the coronavirus particle.

Thus the present invention also provides a method for producing a coronavirus which comprises the following steps:

- (i) infection of a cell with a coronavirus according to the invention;
- (ii) allowing the virus to replicate in the cell; and
- (iii) harvesting the progeny virus.

The present invention also provides a cell capable of producing a coronavirus according to the invention using a reverse genetics system. For example, the cell may comprise a recombinating virus genome comprising a nucleotide sequence capable of encoding the replicase gene of the present invention.

The cell may be able to produce recombinant recombinating virus (e.g. vaccinia virus) containing the replicase gene.

Alternatively the cell may be capable of producing recombinant coronavirus by a reverse genetics system. The cell may express or be induced to express T7 polymerase in order to rescue the recombinant viral particle.

#### Vaccine

The coronavirus may be used to produce a vaccine. The vaccine may be a live attenuated form of the coronavirus of the present invention and may further comprise a pharmaceutically acceptable carrier. As defined herein, "pharmaceutically acceptable carriers" suitable for use in the invention are well known to those of skill in the art. Such carriers include, without limitation, water, saline, buffered saline, phosphate buffer, alcohol/aqueous solutions, emulsions or suspensions. Other conventionally employed diluents and excipients may be added in accordance with conventional techniques. Such carriers can include ethanol, polyols, and suitable mixtures thereof, vegetable oils, and injectable organic esters. Buffers and pH adjusting agents may also be employed. Buffers include, without limitation, salts prepared from an organic acid or base. Representative buffers include, without limitation, organic acid salts, such as salts of citric acid, e.g., citrates, ascorbic acid, gluconic acid, histidine-Hel, carbonic acid, tartaric acid, succinic acid, acetic acid, or phthalic acid, Iris, trimethanmine hydrochloride, or phosphate buffers. Parenteral carriers can include sodium chloride solution, Ringer's dextrose, dextrose, trehalose, sucrose, and sodium chloride, lactated Ringer's or fixed oils. Intravenous carriers can include fluid and nutrient replenishers, electrolyte replenishers, such as those based on Ringer's dextrose and the like. Preservatives and other additives such as, for example, antimicrobials, antioxidants, chelating agents (e.g., EDTA), inert gases and the like may also be provided in the pharmaceutical carriers. The present invention is not limited by the selection of the carrier. The preparation of these pharmaceutically acceptable compositions, from the above-described components, having appropriate pH isotonicity, stability and other conventional char-

acteristics is within the skill of the art. See, e.g., texts such as Remington: The Science and Practice of Pharmacy, 20th ed, Lippincott Williams & Wilkins, pub!., 2000; and The Handbook of Pharmaceutical Excipients, 4.sup.th edit., eds. R. C. Rowe et al, APhA Publications, 2003.

The vaccine of the invention will be administered in a “therapeutically effective amount”, which refers to an amount of an active ingredient, e.g., an agent according to the invention, sufficient to effect beneficial or desired results when administered to a subject or patient. An effective amount can be administered in one or more administrations, applications or dosages. A therapeutically effective amount of a composition according to the invention may be readily determined by one of ordinary skill in the art. In the context of this invention, a “therapeutically effective amount” is one that produces an objectively measured change in one or more parameters associated Infectious Bronchitis condition sufficient to effect beneficial or desired results. An effective amount can be administered in one or more administrations. For purposes of this invention, an effective amount of drug, compound, or pharmaceutical composition is an amount sufficient to reduce the incidence of Infectious Bronchitis. As used herein, the term “therapeutic” encompasses the full spectrum of treatments for a disease, condition or disorder. A “therapeutic” agent of the invention may act in a manner that is prophylactic or preventive, including those that incorporate procedures designed to target animals that can be identified as being at risk (pharmacogenetics); or in a manner that is ameliorative or curative in nature; or may act to slow the rate or extent of the progression of at least one symptom of a disease or disorder being treated.

The present invention also relates to a method for producing such a vaccine which comprises the step of infecting cells, for example Vero cells, with a viral particle comprising a replicase protein as defined in connection with the first aspect of the invention.

#### Vaccination Method

The coronavirus of the present invention may be used to treat and/or prevent a disease.

To “treat” means to administer the vaccine to a subject having an existing disease in order to lessen, reduce or improve at least one symptom associated with the disease and/or to slow down, reduce or block the progression of the disease.

To “prevent” means to administer the vaccine to a subject who has not yet contracted the disease and/or who is not showing any symptoms of the disease to prevent or impair the cause of the disease (e.g. infection) or to reduce or prevent development of at least one symptom associated with the disease.

The disease may be any disease caused by a coronavirus, such as a respiratory disease and and/or gastroenteritis in humans and hepatitis, gastroenteritis, encephalitis, or a respiratory disease in other animals.

The disease may be infectious bronchitis (IB); Porcine epidemic diarrhoea; Transmissible gastroenteritis; Mouse hepatitis virus; Porcine haemagglutinating encephalomyelitis; Severe acute respiratory syndrome (SARS); or Bluecomb disease.

The disease may be infectious bronchitis.

The vaccine may be administered to hatched chicks or chickens, for example by eye drop or intranasal administration. Although accurate, these methods can be expensive e.g. for large broiler flocks. Alternatives include spray inoculation of administration to drinking water but it can be difficult to ensure uniform vaccine application using such methods.

The vaccine may be provided in a form suitable for its administration, such as an eye-dropper for intra-ocular use.

The vaccine may be administered by in ovo inoculation, for example by injection of embryonated eggs. In ovo vaccination has the advantage that it provides an early stage resistance to the disease. It also facilitates the administration of a uniform dose per subject, unlike spray inoculation and administration via drinking water.

The vaccine may be administered to any suitable compartment of the egg, including allantoic fluid, yolk sac, amnion, air cell or embryo. It may be administered below the shell (aircell) membrane and chorioallantoic membrane.

Usually the vaccine is injected into embryonated eggs during late stages of embryonic development, generally during the final quarter of the incubation period, such as 3-4 days prior to hatch. In chickens, the vaccine may be administered between day 15-19 of the 21-day incubation period, for example at day 17 or 18.

The process can be automated using a robotic injection process, such as those described in WO 2004/078203.

The vaccine may be administered together with one or more other vaccines, for example, vaccines for other diseases, such as Newcastle disease virus (NDV). The present invention also provides a vaccine composition comprising a vaccine according to the invention together with one or more other vaccine(s). The present invention also provides a kit comprising a vaccine according to the invention together with one or more other vaccine(s) for separate, sequential or simultaneous administration.

The vaccine or vaccine composition of the invention may be used to treat a human, animal or avian subject. For example, the subject may be a chick, chicken or mouse (such as a laboratory mouse, e.g. transgenic mouse).

Typically, a physician or veterinarian will determine the actual dosage which will be most suitable for an individual subject or group of subjects and it will vary with the age, weight and response of the particular subject(s).

The composition may optionally comprise a pharmaceutically acceptable carrier, diluent, excipient or adjuvant. The choice of pharmaceutical carrier, excipient or diluent can be selected with regard to the intended route of administration and standard pharmaceutical practice. The pharmaceutical compositions may comprise as (or in addition to) the carrier, excipient or diluent, any suitable binder(s), lubricant(s), suspending agent(s), coating agent(s), solubilising agent(s), and other carrier agents that may aid or increase the delivery or immunogenicity of the virus.

The invention will now be further described by way of Examples, which are meant to serve to assist one of ordinary skill in the art in carrying out the invention and are not intended in any way to limit the scope of the invention.

#### EXAMPLES

##### Example 1—Generation of an IBV Reverse Genetics System Based on M41-CK

A M41-CK full-length cDNA was produced by replacement of the Beaudette cDNA in the Vaccinia virus reverse genetics system previously described in PCT/GB2010/001293 (herein incorporated by reference) with synthetic cDNA derived from the M41 consensus sequence.

The IBV cDNA within recombinant Vaccinia virus (rVV) rVV-BeauR-Rep-M41 structure described in Armeto, Cavanagh and Britton (2009). PLoS ONE 4(10): e7384. doi:10.1371/journal.pone.0007384, which consisted of the replicase derived from IBV Beaudette strain and the struc-



tural and accessory genes and 3' UTR from IBV M41-CK, was further modified by replacement of the Beaudette 5' UTR-Nsp2-Nsp3 sequence with the corresponding sequence from IBV M41-CK. The resulting IBV cDNA consisted of 5' UTR-Nsp2-Nsp3 from M41, Nsp4-Nsp16 from Beaudette and the structural and accessory genes and 3' UTR from M41. This cDNA was further modified by the deletion of the Beaudette Nsp4-Nsp16 sequence. The resulting cDNA, lacking Nsp4-16, was modified in four further steps in which the deleted Nsps were sequentially replaced with the corresponding sequences from M41-CK, the replacement cDNAs represented M41-CK Nsp4-8, Nsp9-12, Nsp12-14 and finally Nsp15-16. Each replacement cDNA contained approx. 500 nucleotides at the 5' end corresponding to the 3' most M41 sequence previously inserted and approx. 500 nucleotides at the 3' end corresponding to the M41 S gene sequence. This allowed insertion of the M41 cDNA sequence by homologous recombination and sequential addition of contiguous M41 replicase gene sequence. The synthetic cDNAs containing the M41-derived Nsp sequences were added by homologous recombination utilising the inventor's previous described transient dominant selection (IDS) system (see PCT/GB2010/001293). The M41-derived cDNAs containing sequence corresponding to the M41 Nsps-10, -14, -15 and -16 contained the modified amino acids at positions 85, 393, 183 and 209, respectively, as indicated in FIG. 10.

A full-length cDNA representing the genome of M41-CK was generated in Vaccinia virus representing the synthetic sequences. Two rIBVs, M41-R-6 and M41-R-12, were rescued and shown to grow in a similar manner as M41-CK (FIG. 1).

Example 2—Determining the Pathogenicity of Rescued M41 Viruses

The viruses rescued in Example 1 were used to infect 8-day-old specific pathogen free (SPF) chicks by ocular and nasal inoculation to test them for pathogenicity, as observed by clinical signs on a daily basis 3-7 days post-infection and for ciliary activity days 4 and 6 post-infection. Loss of ciliary activity is a well-established method for determining the pathogenicity of IBV. The two M41-R viruses were found to be apathogenic when compared to M41-CK though they did show some clinical signs in comparison to uninfected control chicks (FIG. 2) and some but inconsistent loss in ciliary activity (FIG. 3).

Thus, the M41-R molecular clones of M41-CK were not pathogenic when compared to the parental virus M41-CK.

The inventors identified several nucleotide differences in the M41-R compared to the M41-CK sequences. The majority of these were synonymous mutations, as the nucleotide change did not affect the amino acid sequence of the protein associated with the sequence. However, four non-synonymous mutations were identified in the IBV replicase gene specific to Nsp-10, Nsp-14, Nsp-15 and Nsp-16 components of the replicase gene, these mutations resulted in amino acid changes (Table 3).

TABLE 3

| Non-Synonymous mutations identified in the Nsps of M41-R full-length genome |                     |                     |                   |
|---|---------------------|---------------------|-------------------|
| Region of Replicase   | Nucleotide position | Nucleotide Mutation | Amino Acid Change |
| Nsp10   | 12137               | C→T                 | Pro→Leu           |
| Nsp14   | 18114               | G→C                 | Val→Leu           |

TABLE 3-continued

| Non-Synonymous mutations identified in the Nsps of M41-R full-length genome |                     |                     |                   |
|---|---------------------|---------------------|-------------------|
| Region of Replicase   | Nucleotide position | Nucleotide Mutation | Amino Acid Change |
| Nsp15   | 19047               | T→A                 | Leu→Ile           |
| Nsp16   | 20139               | G→A                 | Val→Ile           |

Example 3—Repair of M41-R rIBVs

In order to determine whether the identified mutations were responsible for the loss of pathogenicity associated with M41-R, the Nsp10 mutation was repaired and the mutations in Nsp-14, -15 & -16 were repaired and shown to grow in a similar manner as M41-CK (FIG. 9). The inventors thus generated the rIBVs, M41R-nsp10rep and M41R-nsp14, 15, 16rep, using synthetic cDNAs containing the correct nucleotides utilising the inventor's previous described (TDS) system (see PCT/GB2010/001293).

The rIBVs were assessed for pathogenicity in chicks as described previously. Both rIBVs showed increased pathogenicity when compared to M41-R but not to the level observed with M41-CK (FIGS. 4 and 5). M41R-nsp14, 15, 16rep gave more clinical signs and more reduction in ciliary activity than M41R-nsp10rep, overall these results indicated that the changes associated with the four Nsps appear to affect pathogenicity.

To determine the roles of the Nsps in pathogenicity the full-length cDNA corresponding to M41R-nsp10rep was used to repair the mutations in Nsps14, 15 & 16 using a synthetic cDNA containing the correct nucleotides utilising the TDS system.

The following rIBVs were produced:

- M41R-nsp10, 15rep—M41-R with the mutations in Nsp-10 and Nsp-15 repaired
- M41R-nsp10, 14, 15rep—M41-R with mutations in Nsp-10, -14 and -15 repaired
- M41R-nsp10, 14, 16rep—M41-R with mutations in Nsp-10, -14 and -16 repaired
- M41R-nsp10, 15, 16rep—M41-R with mutations in Nsp-10, -15 and -16 repaired
- M41-K—All four mutations, Nsp-10, -14, -15 & -16 repaired in M41-R

The rIBVs were shown to grow in a similar manner as M41-CK (FIG. 9) and assessed for pathogenicity as described previously. M41-K (in which all four mutations had been repaired) resulted in clinical signs and 100% loss of ciliary activity (complete ciliostasis) by 4 days post-infection (FIGS. 6, 7 & 8). The other rIBVs demonstrated varying levels of pathogenicity, apart from M41R-nsp10, 15, 16rep, which was essentially apathogenic. These results confirmed that repair of all four Nsps restored pathogenicity to M41-R; again supporting the previous evidence that the mutations described in the four Nsps are implicated in attenuating M41-CK.

The inventors also generated rIBV M41R-nsp 10, 14 rep (nsp 10 and 14 are repaired, nsp 15 and 16 contain mutations) and rIBV M41R-nsp 10, 16 rep (nsp 10 and 16 are repaired, nsp 14 and 15 contain mutations) and assessed the pathogenicity of these viruses.

rIBV M41R-nsp 10, 14 rep less pathogenic than M41-K but caused around 50% ciliostasis on days 4-6 post-infection. rIBV M41R-nsp 10, 16 rep was almost apathogenic and caused no ciliostasis (see FIG. 11a-c).

Thus the genome associated with M41-R is a potential backbone genome for a rationally attenuated IBV.

Example 4—Vaccination/Challenge Study with M41-R

Candidate vaccine viruses were tested in studies in which fertilized chicken eggs were vaccinated in ovo at 18 days embryonation and in which the hatchability of the inoculated eggs was determined. The clinical health of the chickens was investigated and the chickens were challenged at 21 days of age with a virulent IB M41 challenge virus at 10<sup>3.65</sup> EID<sub>50</sub> per dose.

Clinical signs were investigated after challenge protection by the vaccine and a ciliostasis test was performed at 5 days after challenge to investigate the effect of the challenge viruses on movement of the cilia and protection by the vaccine against ciliostasis (inhibition of cilia movement).

In Ovo Vaccination in Commercial Broiler Eggs

The design of the experiment is given in Table 4 and the clinical results are given in Table 5. Hatchability of the eggs inoculated with IB M41-R was good and chickens were healthy. IB M41-R protected against clinical signs after challenge in the broilers (placebo: 19/19 affected, IB M41-R: 3/18 affected and 1 dead). The results of the ciliostasis test are given in Table 6. IB M41-R generated protection against ciliostasis.

TABLE 4

| Design of a hatchability, safety, efficacy study in commercial eggs |             |   |                |                 |                                  |                  |                           |
|---|-------------|---|----------------|-----------------|----------------------------------|------------------|---------------------------|
| Treatment   | Description | EID <sub>50</sub> <sup>1</sup> per dose | Route of Admin | Day(s) of Admin | Day(s) of Challenge <sup>2</sup> | End of Study     | Nr. of eggs per treatment |
| T01   | None        | NA                                      | NA             | NA              | NA                               | NA               | 30                        |
| T02   | IB M41-R    | 10 <sup>4</sup>                         | In ovo         | 18 days         | At 21 days                       | At 26 days       | 30                        |
| NTX   | Saline      | NA                                      | In ovo         | embryo-nation   | of age, 20 chickens              | of age per group | 30                        |

<sup>1</sup>Dose volume 0.1 ml, NA, not applicable.

<sup>2</sup>10<sup>3.65</sup> EID<sub>50</sub> per dose.

TABLE 5

| Treatment | Before challenge |             |  |                | After challenge |                                      |
|-----------|------------------|-------------|--|----------------|-----------------|--------------------------------------|
|           | Hatch/total      | Vital/total | Deaths/total   | Symptoms/total | Deaths/total    | Symptoms/total                       |
| None      | 28/30            |             | Euthanized directly after hatch for blood collection |                |                 |                                      |
| IB M41-R  | 28/30            | 28/28       | 1/20   | 0/19           | 1/19            | 3/18 <sup>1, 7</sup>                 |
| Saline    | 29/30            | 29/29       | 1/20   | 0/19           | 0/19            | 19/19 <sup>1, 2, 3, 4, 5, 6, 7</sup> |

<sup>1</sup>Disturbed respiratory system

<sup>2</sup>Whizzing

<sup>3</sup>Change of voice

<sup>4</sup>Breathing difficult

<sup>5</sup>Swollen intra-orbital sinuses

<sup>6</sup>Uneven growth

<sup>7</sup>Weak

TABLE 6

| Results of the ciliostasis test after challenge, for design see Table 1. |                 |                       |
|--|-----------------|-----------------------|
| Treatment  | Protected/total | Percentage protection |
| Saline   | 0/19            | 0%                    |
| IB M41R  | 5/18            | 28%                   |

In Ovo Vaccination in Specific Pathogen-Free (SPF) Eggs

The design of the study in SPF eggs is given in Table 7 and is similar with the design of the studies with commercial broilers, but the vaccination dose for IB M41-R was higher, (10<sup>5</sup> EID<sub>50</sub> per dose).

The results (Table 8) show that the hatch percentage for IB M41-R hatch was low, and 19 of 40 hatched and the chicks were weak. Eight chicks died. The remaining 11 chickens were challenged and 11 of the chicks hatched from the eggs which had been inoculated with saline were challenged.

In the ciliostasis test after challenge it appeared that all chickens vaccinated in ovo with IB M41-R were protected, whereas none of the controls was protected, see Table 9.

TABLE 7

| Design of a hatchability, safety, efficacy study in SPF eggs |                       |   |                |                       |                               |                   |                           |
|--|-----------------------|---|----------------|-----------------------|-------------------------------|-------------------|---------------------------|
| Treatment  | Treatment Description | EID <sub>50</sub> <sup>1</sup> per dose | Route of Admin | Day of Admin          | Day of Challenge <sup>2</sup> | End of Study      | Nr. of eggs per treatment |
| T01  | IB M41-R              | 10 <sup>5</sup>                         | In ovo         | 18 days embryo-nation | At 21 days of age             | At 26 days of age | 40                        |
| T04  | Saline                | NA                                      | In ovo         |                       |                               |                   | 40                        |
| NTX  | NA                    | NA                                      | NA             |                       | NA                            |                   | 10                        |

<sup>1</sup>Dose volume 0.1 ml, NA, not applicable.

<sup>2</sup>Challenge dose 10<sup>3.3</sup> EID<sub>50</sub> in 0.2 ml.

TABLE 8

| Hatch percentages and clinical data before and after challenge in SPF chickens, for design see Table 7. |             |             |                  |                |                 |                |
|---|-------------|-------------|------------------|----------------|-----------------|----------------|
| Treatment   | Hatch/total | Vital/total | Before challenge |                | After challenge |                |
|   |             |             | Deaths/total     | Symptoms/total | Deaths/total    | Symptoms/total |
| IB M41-R  | 19/40       | 11/40       | 8/40             | weak           | 0               | 0              |
| Saline  | 30/40       | 30/40       | 0                | —              | 0               | 0              |
| NA  | 9/10        | 9/10        | 0                | —              | —               | —              |

TABLE 9

| Results of the ciliostasis test after challenge, for design see Table 7. |                 |                       |
|--|-----------------|-----------------------|
| Treatment  | Protected/total | Percentage protection |
| Saline   | 0/11            | 0%                    |
| IB M41R  | 11/11           | 100%                  |

In conclusion, IB M41-R was safe in commercial eggs, generated protection against clinical signs and to an extent against ciliostasis.

In SPF eggs vaccinated with IB M41 R a relatively low number of chickens hatched. This may be due to the 10<sup>5</sup> EID<sub>50</sub> per egg of IB M41-R used. This was 10-fold higher than the dose used in earlier studies in which there was a higher level of hatchability. The lower hatch percentages may also be caused by a particularly high susceptibility of

the batch of SPF eggs for viruses, as in other studies the level of embryo mortality was also higher that had previously been observed.

After challenge all surviving chickens after hatch were completely protected against ciliostasis. It is concluded that IB M41-R has great potential as vaccine to be administered in ovo.

All publications mentioned in the above specification are herein incorporated by reference. Various modifications and variations of the described methods and system of the invention will be apparent to those skilled in the art without departing from the scope and spirit of the invention. Although the invention has been described in connection with specific preferred embodiments, it should be understood that the invention as claimed should not be unduly limited to such specific embodiments. Indeed, various modifications of the described modes for carrying out the invention which are obvious to those skilled in molecular biology, virology or related fields are intended to be within the scope of the following claims.

## SEQUENCE LISTING

<160> NUMBER OF SEQ ID NOS: 13

<210> SEQ ID NO 1

<211> LENGTH: 27500

<212> TYPE: DNA

<213> ORGANISM: Infectious bronchitis virus

<400> SEQUENCE: 1

```

acttaagata gatattaata tataatctatc aactagcct tgcgctagat ttccaactta      60
acaaaacgga cttaataacc tacagctggg cctcataggt gttccattgc agtgcacttt      120
agtgccttgg atggcacctg gccacctgtc aggtttttgt tattaataac ttattgttgc      180
tggatcactc gttgtttttg ccgtgtctca cttatacatc ccgttgcttg ggctacctag      240
tatccagcgt cetaacggcg ccgtggctgg tttagtgcg aagaacctct ggttcactca      300

```

-continued

---

|  |      |
|--|------|
| gcggtaggcg ggtgtgtgga agtagcactt cagacgtacc ggttctgttg tgtgaaatac  | 360  |
| ggggtcacct cccccacat acctctaagg gcttttgagc cttagcgttg gctacgttct   | 420  |
| cgcataaggc cggtatagc acgtttgtag ggggtagtgc caaacaaccc ctgaggtgac   | 480  |
| aggttctggt ggtgtttagt gagcagacat acaatagaca gtgacaacat ggcttcaagc  | 540  |
| ctaaaacagg gagtatctcc caaactaagg gatgtcattc ttgtatccaa agacattcct  | 600  |
| gaacaacttt gtgacgcttt gtttttctat acgtcacaca accctaagga ttacgctgat  | 660  |
| gcttttgagc ttaggcagaa gtttgatcgt aatctgcaga ctgggaaaca gttcaaattt  | 720  |
| gaaactgtgt gtggtctctt cctcttgaag ggagttgaca aaataacacc tggcgtccca  | 780  |
| gcaaaagtct taaaagccac ttctaagttg gcagatttag aagacatctt tgggtctctt  | 840  |
| ccctttgcaa gaaaatatcg tgaactttt g aagacagcat gccagtggtc tcttactgta | 900  |
| gaaacactgg atgctcgtgc acaaaactct gatgaaattt ttgaccctac tgaataactt  | 960  |
| tggcttcagg tggcagcaaa aatccaagtt tccgctatgg cgatgcgcag gcttgttggg  | 1020 |
| gaagtaactg caaaagtcac ggatgctttg ggctcaaata tgagtgtctt tttccagatt  | 1080 |
| tttaaacac aaatagtcag aatttttcaa aaagcgtgg ctatttttga gaatgtgagt    | 1140 |
| gaattaccac agcgtattgc agcaactaag atggctttt ctaagtgtgc caagtccatt   | 1200 |
| actgttggg ttatggagag gactctagtt gttagagagt tcgcaggaac ttgtcttgca   | 1260 |
| agcattaatg gtgctgttgc aaaattcttt gaagaactcc caaatggttt catgggtgct  | 1320 |
| aaaattttca ctacacttgc cttctttagg gaggtgcag tgaaaattgt ggataacata   | 1380 |
| ccaaatgcac cgagaggcac taaagggttt gaagtcgttg gtaatgcca aggtacacaa   | 1440 |
| gttgttgtgc gtggcatgcg aaatgactta acaactgctt accaaaaagc tgaattcct   | 1500 |
| gtggagtcag aaggttggtc tgcattttt ggtggacatc tttgctatgt ctttaagagt   | 1560 |
| ggtgatcgt tttacgcggc acctctttca ggaaatttt cattgcatga tgtgcattgt    | 1620 |
| tgtgagcgtt ttgtctgtct tctctgatgt gtaacacccg agataaatga tggacttatt  | 1680 |
| cttgacgcaa tctactcttc ttttagtgc gcagaacttg tggcagccat taaaaggggt   | 1740 |
| gaaccattta agtttctggg tcataaattt gtgtatgcaa aggatgcagc agtttctttt  | 1800 |
| acattagcga aggctgttac tattgcagat gttttgaagc tgtttcaatc agcgcgtgtg  | 1860 |
| aaagtagaag atgtttggtc ttcacttact gaaaagtctt ttgaattctg gaggcttgca  | 1920 |
| tatggaaaag tgcgtaatct cgaagaattt gtttaagactt gtttttgtaa ggctcaaatg | 1980 |
| gcgatttga ttttagcagc agtgccttga gagggcattt ggcatcttgt ttcgcaagtc   | 2040 |
| atctataaag taggtgttct ttttactaaa gttgttgact tttgtgaaaa atattggaaa  | 2100 |
| ggtttttgtg cacagttgaa aagagctaag ctcatgtca ctgaaacctt ctgtgttttg   | 2160 |
| aaaggagtgt cacagcattg ttttcaacta ttgctggatg caatacagtt tatgtataaa  | 2220 |
| agttttaaga agtgtgcact tggtagaatc catggagact tgctcttctg gaaaggaggt  | 2280 |
| gtgcacaaaa ttattcaaga gggcgatgaa atttggtttg acgccattga tagtattgat  | 2340 |
| gttgaagatc tgggtgttgt tcaagaaaaa ttgattgatt ttgatgtttg tgataatgtg  | 2400 |
| acacttccag agaaccaacc cggtcatatg gttcaaatcg aggatgacgg aaagaactac  | 2460 |
| atgttcttcc gcttcaaaaa ggatgagaac atttattata caccaatgct acagcttgggt | 2520 |
| gctattaatg tggtttgcaa agcaggcgggt aaaactgtca cctttggaga aactactgtg | 2580 |
| caagaaatac caccacctga tgttgtgttt attaaggtta gcattgagtg ttgtggtgaa  | 2640 |
| ccatggaata caatcttcaa aaaggcttat aaggagccca ttgaagtaga gacagaactc  | 2700 |

-continued

---

|  |      |
|--|------|
| acagttgaac aattgctctc tgtggctctat gagaaaatgt gtgatgatct caagctgttt | 2760 |
| ccggaggctc cagaaccacc accatttgag aatgtcacac ttgttgataa gaatggtaaa  | 2820 |
| gatttggatt gcataaaaac atgccatctg atctatcgtg attatgagag cgatgatgac  | 2880 |
| atcgaggaag aagatgcaga agaatgtgac acggattcag gtgatgctga ggagtgtgac  | 2940 |
| actaatcag aatgtgaaga agaagatgag gatactaaag tgttggctct tatacaagac   | 3000 |
| ccggcaagta acaaatatcc tctgcctctt gatgatgatt atagcgtcta caatggatgt  | 3060 |
| attgttcata aggacgctct cgatgttgag aatttaccat ctggtgaaga aaccttgtt   | 3120 |
| gtcaataact gcttgaagg ggctgttaa gctctccgc agaaagtat tgatgttcta      | 3180 |
| ggtgactggg gtgaggctgt tgatgcgcaa gaacaattgt gtcaacaaga atcaactcgg  | 3240 |
| gtcatatctg agaaatcagt tgagggtttt actggtagt gtgatgcaat ggctgaacaa   | 3300 |
| gctattgttg aagagcagga aatagtagct gttgtgaac aaagtcagga ttagtattgt   | 3360 |
| tttacacctg cagacctaga agttgttaa gaacacagc aagaggtga tgagtttatt     | 3420 |
| ctcatttctg ctgtccctaa agaagaagt gtgtctcagg agaaagagga gccacaggtt   | 3480 |
| gagcaagagc ctaccctagt tgttaaagca caacgtgaga agaaggctaa aaagttcaaa  | 3540 |
| gttaaaccag ctacatgtga aaaacccaaa ttttggagt acaaacatg tgtgggtgat    | 3600 |
| ttggtgttg taattgcaa agcattggat gaggttaaag agttctgcat tgtaaacgct    | 3660 |
| gcaaatgagc acatgtcgca tgggtggggc gttgcaaagg caattgcaga cttttgtgga  | 3720 |
| ccggactttg ttgaatattg cgcggactat gttagaagac atggtccaca gcaaaaactt  | 3780 |
| gtcacacctt catttgttaa aggcattcaa tgtgtgaata atgtttagg acctcgccat   | 3840 |
| ggagacagca acttgcgtga gaagcttgtt gctgcttaca agagtgttct ttaggtgga   | 3900 |
| gtggttaact atgttgtgcc agttctctca tcagggattt ttggtgtaga ttttaaaata  | 3960 |
| tcaatagatg ctatgcgoga agcttttaaa ggttgtgcca tacgcttct tttatctct    | 4020 |
| ctgagtcaag aacacatoga ttatttogat gcaacttgta agcagaagac aatttatctt  | 4080 |
| acggaggatg gtgttaaata ccgctctgtt gttttaaacc ctggtgatc tttgggtcaa   | 4140 |
| tttgacaggt tttttgcaag aaataaggta gcttttccg ctgatgatgt tgaggataaa   | 4200 |
| gaaatcctct ttataccac aactgacaag actattcttg aatattatgg ttagatgag    | 4260 |
| caaaagtatg taacatattt gcaaacgctt gcgcagaaat gggatgttca atatagagac  | 4320 |
| aattttgtta tattagagtg gcgtgacgga aattgctgga ttagttcagc aatagttctc  | 4380 |
| cttcaagctg ctaaaattag atttaaagg tttcttgcag aagcatgggc taaactgttg   | 4440 |
| ggtggagatc ctacagactt tgttgcctgg tgttatgcaa gttgcaatgc taaagtaggt  | 4500 |
| gattttctag atgctaattg gcttttggcc aatttagcag aacattttga cgcagattac  | 4560 |
| acaaatgcac ttcttaagaa gtgtgtgtcg tgcaattgtg gtgtaagag ttatgaactt   | 4620 |
| aggggtcttg aagcctgtat tcagccagtt cgagcaccta atcttctaca ttttaaacg   | 4680 |
| caatattcaa attgccaac ctgtggtgca agtagtacgg atgaagtaat agaagcttca   | 4740 |
| ttaccgtact tattgctttt tgetactgat ggtcctgcta cagttgattg tgatgaaat   | 4800 |
| gctgtaggga ctgttgtttt cattggctct actaatagtg gccattgtta tacacaagcc  | 4860 |
| gatgtaagg cttttgacaa tcttgctaag gatagaaaat ttggaaggaa gtcgccttac   | 4920 |
| attacagcaa tgtatacacg tttttctctt aggagtgaag atccctact tgttgttgaa   | 4980 |
| catagtaagg gtaaaagctaa agtagtaaaa gaagatgttt ctaacctgct tactagtct  | 5040 |

-continued

---

|   |      |
|---|------|
| aaagccagtt ttgacgatct tactgacttt gaacagtggg atgatagcaa catctatgag | 5100 |
| agtcttaaag tgcaggagac acctgataat cttgatgaat atgtgtcatt tacgacaaag | 5160 |
| gaagattcta agttgccact gacacttaaa gttagaggta tcaaatcagt tgttgacttt | 5220 |
| aggtctaagg atggttttac ttataagtta acacctgata ctgatgaaaa ttcaaaaaca | 5280 |
| ccagtctact acccagctct ggattctatt agtcttaggg caatatggg tgaaggcagt  | 5340 |
| gctaattttg ttgttgggca tccaaattat tatagtaagt ctctccgaat tcccacgttt | 5400 |
| tgggaaaatg ccgagagctt tgttaaaatg ggtataaaa ttgatgggtg aactatgggc  | 5460 |
| ctttggcgtg cagaacacct taataaacct aatttgaga gaatttttaa cattgctaag  | 5520 |
| aaagctattg ttggatctag tgtgttact acgcagtgtg gtaaaact agttaaagca    | 5580 |
| gctacatacg ttgccgataa agtaggtgat ggtgtagttc gcaatattac agatagaatt | 5640 |
| aagggctttt gtggattcac acgtggccat ttgaaaaga aaatgtccct acaatttcta  | 5700 |
| aagacacttg tgttcttttt cttttatttc ttaaaggcta gtgctaagag tttagtttct | 5760 |
| agctataaga ttgtgttatg taaggtggg tttgctacct tacttatagt gtggtttata  | 5820 |
| tacacaagta atccagtagt gtttactgga atacgtgtgc tagacttctt atttgaagg  | 5880 |
| tctttatggt gtccttataa tgactacggt aaagattctt ttgatgtgtt acgctattgt | 5940 |
| gcaggtgatt ttacttgtcg tgtgtgttta catgatagag attcacttca tctgtacaaa | 6000 |
| catgcttata gcgtagaaca aatttataag gatgcagctt ctggcattaa ctttaattgg | 6060 |
| aattggcttt atttggctt tctaatatta tttgttaagc cagtggcagg ttttgttatt  | 6120 |
| atttgttatt gtgttaagta tttggtattg agttcaactg tgttgcaaac tgggttaggt | 6180 |
| tttctagatt ggtttgtaaa aacagttttt acccatttta attttatggg agcgggattt | 6240 |
| tatttctggc tcttttataa gatatacgta caagtgcac atatatgta ctgtaaggat   | 6300 |
| gtaacatgtg aagtgtgcaa gagagttgca cgcagcaaca ggcaagagg tagcgttgta  | 6360 |
| gttggtagac gcaagcaaat agtgcagtt tactactaatt ctggctataa cttttgtaag | 6420 |
| agacataatt ggtattgtag aaattgtgat gattatggtc accaaaatac atttatgtcc | 6480 |
| cctgaagttg ctggcgagct ttctgaaaag ctttaagcgc atgttaaacc tacagcatat | 6540 |
| gcttaccacg ttgtgtatga ggcacgtgtg gttgatgatt ttgttaattt aaaatataag | 6600 |
| gctgcaattc ctggttaagga taatgcatct tctgctgta agtgtttcag tgttacagat | 6660 |
| tttttaaga aagctgtttt tcttaaggag gcattgaaat gtgaacaaat atctaagat   | 6720 |
| ggttttatag tgtgtaatac acagagtgcg catgcactag aggaagcaaa gaatgcagcc | 6780 |
| gtctattatg cgcaatatct gtgtaagcca atacttatac ttgaccagc actttatgag  | 6840 |
| caattaatag tagagcctgt gtctaagagt gttatagata aagtgtgtag cattttgtct | 6900 |
| aatataatat ctgtagatac tgcagcttta aattataagg caggcacact tctgtgatgt | 6960 |
| ctgctttcta ttactaaaga cgaagaagcc gtagatatgg ctatcttctg ccacaatcat | 7020 |
| gaagtggaat aactgtgtga cggttttact aatgtgatac cgtcatatgg tatggacact | 7080 |
| gataagttga cacctcgtga tagaggggtt ttgataaatg cagatgcttc tattgctaat | 7140 |
| ttaagagtca aaaatgtctc tccggtagta tgggaagttt ctgatcttat taaattgtct | 7200 |
| gacagttgcc ttaaatattt aatttcagct actgtcaagt caggagggtc tttctttata | 7260 |
| acaaagtctg gtgctaaaca agttatttct tgtcataccc agaaactgtt ggtagagaaa | 7320 |
| aaggcaggtg gtgttattaa taacactttt aaatggttta tgagttgttt taaatggctt | 7380 |
| tttctcttt atatactttt tacagcatgt tgtttgggtt actactatat ggagatgaat  | 7440 |

-continued

---

|             |             |            |            |             |             |      |
|-------------|-------------|------------|------------|-------------|-------------|------|
| aaaagttttg  | ttcaccccat  | gtatgatgta | aactccacac | tgcattgtga  | agggttcaaa  | 7500 |
| ggtatagaca  | aaggtgttat  | tagagagatt | gtgtcagaag | ataattgttt  | ctctaataag  | 7560 |
| tttgtaatt   | ttgacgcctt  | ttggggtaaa | tcatatgaaa | ataataaaaa  | ctgtccaatt  | 7620 |
| gttacagtgtg | ttatagatgg  | tgacgggaca | gtagctgttg | gtgttcctgg  | ttttgtatca  | 7680 |
| tgggttatgg  | atgggtgttat | gtttgtgcat | atgacacaga | ctgatcgtag  | accttggtac  | 7740 |
| attcctacct  | ggtttaatag  | agaamtgtt  | ggttacctc  | aggattcaat  | tatcactgag  | 7800 |
| ggtagttttt  | atacatctat  | agcattattt | tctgctagat | gtttatattt  | aacagccagc  | 7860 |
| aatacacctc  | aattgtattg  | ttttaatggc | gacaatgatg | cacctggagc  | cttaccattt  | 7920 |
| ggtagtatta  | ttcctcatag  | agtatacttc | caacctaata | gtgttaggct  | tatagttcca  | 7980 |
| caacaaatag  | tgacacacc   | ctacatagtg | aagtttgttt | cagacagcta  | ttgtagaggt  | 8040 |
| agtgtatgtg  | agtatactaa  | accaggttac | tgtgtgtcac | tagactccca  | atgggttttg  | 8100 |
| tttaatgatg  | aatacattag  | taaacctggc | gtttctctgt | gttctactgt  | tagagaactt  | 8160 |
| atgtttaata  | tggttagtac  | attccttact | ggtgtcaacc | ctaataatta  | tattcagcta  | 8220 |
| gcaactatgt  | ttttaatact  | agttgttatt | gtgttaattt | ttgcaatgg   | tataaagttt  | 8280 |
| caaggtgttt  | ttaaagctta  | tgcgaccatt | gtgtttacaa | taatgttagt  | ttgggttatt  | 8340 |
| aatgcatttg  | ttttgtgtgt  | acatagttat | aatagtgttt | tagctgttat  | attattagta  | 8400 |
| ctctattgct  | atgcatcatt  | ggttacaagt | cgcaatactg | ctataataat  | gcattgttgg  | 8460 |
| cttgttttta  | cctttgggtt  | aatagtacc  | acatggttgg | cttgttgcta  | tctgggattt  | 8520 |
| attctttata  | tgtacacacc  | gttggtttc  | tggtgttacg | gtactactaa  | aaataactcg  | 8580 |
| aagttgtatg  | atggcaacga  | gtttgttgg  | aattatgacc | ttgctgcgaa  | gagcactttt  | 8640 |
| gttattcctg  | gtactgaatt  | tgttaagctt | acgaatgaga | taggtgataa  | atttgaagcc  | 8700 |
| tatctttctg  | cgtatgctag  | acttaatac  | tattcaggca | ctggtagtga  | gcaagattac  | 8760 |
| ttgcaagctt  | gtcgtgcatg  | gtagcttat  | gctttggacc | aatatagaaa  | tagtgggtgt  | 8820 |
| gaggttgttt  | ataccccacc  | gcgttactct | attggtgtta | gtagactaca  | cgctggtttt  | 8880 |
| aaaaaactag  | tttctcctag  | tagtgcgtgt | gagaagtgca | ttgttagtgt  | ctcttataga  | 8940 |
| ggcaataatc  | ttaatggact  | gtggctgggt | gattctattt | actgcccacg  | ccatgtgtta  | 9000 |
| ggtaagttta  | gtgggtgcca  | gtgggtgac  | gtactaaacc | ttgctaataa  | tcatgagttt  | 9060 |
| gaagttgtaa  | ctcaaatagg  | tgttactttg | aatgttgtca | gcaggcggct  | taaaggagca  | 9120 |
| gttttaattt  | tacaaactgc  | agttgccaat | gctgaaactc | ctaagtataa  | gtttgttaaa  | 9180 |
| gctaattgtg  | gtgatagttt  | cactatagct | tgttcttatg | gtggtacagt  | tataggactt  | 9240 |
| tacctgtca   | ctatgcgttc  | taatggtact | attagagcat | ctttcctagc  | aggagcctgt  | 9300 |
| ggctcagttg  | gttttaatat  | agaaaagggt | gtagttaatt | tcttttatat  | gcaccatctt  | 9360 |
| gagttaccta  | atgcattaca  | cactggaact | gacctaatgg | gtgagtttta  | tggtggttat  | 9420 |
| gtagatgaag  | aggttgcgca  | aagagtgcca | ccagataatc | tagttactaa  | caatattgta  | 9480 |
| gcattggctc  | atgcggcaat  | tattagtgtt | aaagaaagta | gtttttcaca  | acctaataatg | 9540 |
| ttggagagta  | ctactgtttc  | tattgaagat | tacaataggt | gggctagtga  | taatggtttt  | 9600 |
| actccatttt  | ccactagtac  | tgctattact | aaattaagtg | ctataactgg  | ggttgatgtt  | 9660 |
| tgtaaactcc  | ttcgactat   | tatggtaaaa | agtgctcaat | gggtagtga   | tcccatttta  | 9720 |
| ggacaatata  | attttgaaga  | cgaattgaca | ccagaatctg | tatttaataca | agttggtggt  | 9780 |

-continued

---

gttaggttac agtcttcttt tgaagaaaa gctacatctt ggttttggag tagatgtgta 9840  
 ttagcttgct tcttgtttgt gttgtgtgct attgtcttat ttacggcagt gccacttaag 9900  
 ttttatgtac atgcagctgt tattttgttg atggctgtgc tctttatttc ttttactgtt 9960  
 aaacatgtta tggcatacat ggacactttc ctattgccta cattgattac agttattatt 10020  
 ggagtttggt ctgaagtooc tttcatatac aatactctaa ttagtcaagt tgttattttc 10080  
 ttaagccaat ggtatgatcc tgtagtcttt gatactatgg taccatggat gttattgcca 10140  
 ttagtgttgt aactgctttt taagtgtgta caaggctgct atatgaattc tttcaatact 10200  
 tctttgttaa tgctgtatca gtttatgaag ttaggttttg ttatttacac ctcttcaaac 10260  
 actcttactg catatacaga aggtaattgg gagttattct ttgagttggg tcacactatt 10320  
 gtgttggtta atgtagtag taattcotta attggtttaa ttgtttttaa gtgtgctaag 10380  
 tggattttat attattgcaa tgcaacatac ttaataaatt atgtgttaat ggagtcctg 10440  
 gttaatggca taggctggct ttgcacctgt tactttggat tgtattgggt ggtaataaaa 10500  
 gtttttggtt taaccttagg taaatacaat ttaaaagttt cagtagatca atataggtat 10560  
 atgtgtttgc ataaggtaaa tccacctaaa actgtgtggg aggtctttac tacaataata 10620  
 cttatacaag gaattggagg cgatcgtgtg ttgcctatag ctacagtga atctaaattg 10680  
 agtgatgtaa agtgtaaac tgtgtttta atgcagcttt tgactaagct taatgttgaa 10740  
 gcaaattcaa aaatgcatgc ttactctgtt gagttacaca ataaaatcct cgcactctgat 10800  
 gatgttgtag agtgcatgga taatttattg ggtatgctta taacactatt ttgtatagat 10860  
 tctactattg atttgggtga gtattgtgat gatatactta agaggtcaac tgtattacaa 10920  
 tcggttactc aagagttttc gcacataccc tcgtatgctg aatatgaaag agctaagagt 10980  
 atttatgaaa aggttttagc cgattctaaa aatgggtggg taacacagca agagcttgc 11040  
 gcatacgtta aagctgcaa tattgcaaag tcagtttttg atagagactt ggctgttcaa 11100  
 aagaagttag atagcatggc agaactgtct atgacaacaa tgtataaaga ggcgctgtta 11160  
 actgatagaa gagcaaaatt agtttcatca ttacatgcac tacttttttc aatgcttaag 11220  
 aaaatagatt ctgagaagct taatgtotta ttgaccagg cgaatagtg tgtgttacc 11280  
 cttagcaactg ttccaattgt ttgtagtaat aagcttacc ttgttatacc agaccagag 11340  
 acgtgggtca agtggtgga ggggtgcat gttacatatt caacagtgt ttggaatata 11400  
 gactgtgta ctgatgccga tggcacagag ttacaccca cttctacagg tagtgattg 11460  
 acttactgta taagtgtgta taatatagca tggcctttaa aggttaactt gactaggaat 11520  
 gggcataata aggttgatgt tgocctgcaa aataatgagc ttatgcctca cgggtgtaaag 11580  
 acaaaggctt gcgtagcagg ttagatcaa gcacattgta gcgttgagtc taaatgttat 11640  
 tatacaagta ttagtgagcag ttacagtgtg gctgctatta cctcttcaa tcctaactg 11700  
 aaagtagcct cttttttaa tgaggcagg aatcagattt atgtagactt agaccacca 11760  
 tgtaaatgtg gtatgaaagt ggggtgataag gttgaagttg tttacctgta tttataaaa 11820  
 aatacaggtt ctattgtaag aggtatggtt cttggtgcta tatctaattg tgtgtgtta 11880  
 caatctaaag gtcattgagc agaggaagtg gatgctgtg gcattctctc actttgttct 11940  
 tttgcagtag atcctgcgga tacatattgt aaatatgtgg cagcaggtaa tcaacctta 12000  
 ggtaactgtg ttaaaatgtt gacagtacat aatggtagtg gttttgcaat aacatcaaag 12060  
 ccaagtcaa ctccggatca ggattcttat ggaggagctt ctgtgtgtct ttattgtaga 12120  
 gcacatatag cacacctg cggagcagga aatttagatg gacgctgtca atttaaaggt 12180



-continued

---

tcttttgtgc aaatacctac tacggagaaa gatcctgttg gattctgtct acgtaacaag 12240  
gtttgcactg tttgtcagtg ttggattggt tatggatgtc agtgtgattc acttagacaa 12300  
cctaaacctt ctgttcagtc agttgtgtt gcactctggt ttgataagaa ttatttaaac 12360  
gggtacgggg tagcagtgag gctcggctga taccctagc taatggatgt gaccccgatg 12420  
ttgtaaagcg agcctttgat gtttgaata aggaatcagc cggtatgttt caaaatttga 12480  
agcgtaacctg tgcacgattc caagaagtac gtgatactga agatggaat cttgagtatt 12540  
gtgattctta ttttgggtt aaacaaacca ctccctagtaa ttatgaacat gagaaagctt 12600  
gttatgaaga cttaaagtca gaagtaacag ctgatcatga tttctttgtg ttcaataaga 12660  
acatttataa tattagtagg cagaggctta ctaagtatac tatgatggat ttttgetatg 12720  
ctttgcgcca ctttgacca aaggattgag aagttcttaa agaaatactt gtcacttatg 12780  
gttgataga agattatcac cctaaagtgt ttgaagagaa taaggattgg tacgacccaa 12840  
tagaaaacc taaatattat gccatgttg ctaaaatggg acctattgta cgacgtgctt 12900  
tattgaatgc tattgagttc ggaacctca tggttgaaaa aggttatgtt ggtgttatta 12960  
cacttgataa ccaagatctt aatggcaaat tttatgattt tgggtatgtt cagaagacag 13020  
cgcctggtgc tgggttctct gtttttgata cgtattatc ttacatgatg cccatcatag 13080  
ccatgactga tgcgttgcca cctgagaggt attttgaata tgatgtgcat aagggttata 13140  
aatcttatga tctcctcaag tatgattata ctgaggagaa acaagatttg tttcagaagt 13200  
actttaagta ttgggatcaa gagtatcacc ctaactgtcg cgactgtagt gatgacaggt 13260  
gtttgataca ttgtgcaaac ttaacatct tgtttctac acttgaccg cagacttctt 13320  
tcggtaattt gtgtagaaag gttttgttg atggtgtacc atttatagct acttgtggct 13380  
atcattctaa ggaacttggg gttattatga atcaagataa caccatgtca ttttcaaaaa 13440  
tgggtttgag tcaactcatg cagttgttg gagatcctgc cttgttagtg gggacatcca 13500  
ataaattagt ggatcttaga acgtctgtt ttagtgttg tgcttagcg tctggtatta 13560  
ctcatcaaac ggtaaaacca ggtcacttta acaaggattt ctacgatttt gcagagaagg 13620  
ctggtatgtt taaggaagg tctctatac cacttaaaaca tttctctac ccacagactg 13680  
gtaatgctgc tataaacgat tatgattatt atcgttataa caggcctacc atgtttgata 13740  
tacgtcaact tttattttgt ttagaagtga cttctaaata ttttgaatgt tatgaaggcg 13800  
gctgtatacc agcaagccaa gttgtagtta acaatttaga taagagtgca ggttatccgt 13860  
tcaataagtt tggaaaggcc cgtctctatt atgaaatgag tctagaggag caggaccaac 13920  
tctttgagag tacaagaag aacgtcctgc ctactataac tcagatgaat ttaaaatag 13980  
ccatataccg gaaaaataga gcgcgtacag tggcaggtgt gtctatcctt tctactatga 14040  
ctaataggca gtttcatcag aagattctta agtctatagt caacactaga aacgtcctg 14100  
tagttattgg aacaaccaag ttttatggcg gttgggataa catgttgaga aacctattc 14160  
aggggtgtga agaccgatt cttatgggtt gggattatcc aaagtgtgat agagcaatgc 14220  
ctaatttgtt gcgtatagca gcacttttag tactcgtctg taaacacact aattgttgta 14280  
cttggtctga acgcgtttat aggttgata atgaatgccc tcagggttta tctgaaactg 14340  
tcttagctac aggtggtata tatgtgaaac ctggtggtac tagcagtgga gatgctacta 14400  
ctgcttatgc aaacagtgtt ttaacataa tacaagccac atctgctaat gttgcgcgtc 14460  
ttttgagtgt tataacgcgt gatattgat atgatgacat taagagcttg cagtatgaat 14520

-continued

---

|            |             |             |             |             |             |       |
|------------|-------------|-------------|-------------|-------------|-------------|-------|
| tgtaccagca | ggtttatagg  | cgagtcgaatt | ttgacccagc  | atttggtgaa  | aagttttatt  | 14580 |
| cttatttgtg | taagaatttc  | tcattgatga  | tcttgtctga  | cgacgggtgt  | gtttgttata  | 14640 |
| acaacacatt | agccaaacaa  | ggctctgtag  | cagatatttc  | tggttttaga  | gaagttctct  | 14700 |
| actatcagaa | caatgttttt  | atggctgatt  | ctaaatgttg  | ggtgaacca   | gatttagaaa  | 14760 |
| aaggccaca  | tgaattttgt  | tcacagcaca  | caatgttagt  | ggaggttgat  | ggtgagccta  | 14820 |
| gatacttgcc | atatccagac  | ccatcacgta  | ttttgtgtgc  | atgtgttttt  | gtagatgatt  | 14880 |
| tggataagac | agaatctgtg  | gctgttatgg  | agcgttatat  | cgctcttgcc  | atagatgcgt  | 14940 |
| accactagt  | acatcatgaa  | aatgaggagt  | acaagaaggt  | attctttgtg  | cttctttcat  | 15000 |
| acatcagaaa | actctatcaa  | gagctttctc  | agaatatgct  | tatggactac  | tcttttghtaa | 15060 |
| tggatataga | taagggtagt  | aaattttggg  | aacaggagtt  | ctatgaaaat  | atgtatagag  | 15120 |
| cccctacaac | attacagtct  | tgtggcggtt  | gtgtagtgtg  | taatagtaa   | actatattgc  | 15180 |
| gctgtggtaa | ttgtattcgc  | aaaccatttt  | tgtgttghtaa | gtgttgetat  | gaccatgtca  | 15240 |
| tgcacacaga | ccacaaaaat  | gttttgtcta  | taaactctta  | catttgetca  | cagccaggtt  | 15300 |
| gtggtgaagc | agatgttact  | aaattgtacc  | tcggaggtat  | gtcactcttc  | tgcggtaatc  | 15360 |
| ataaaccaaa | gttatcaata  | ccgttagtat  | ctaattgttac | agtggttggg  | atttacaggg  | 15420 |
| ctaattgtgc | aggtagcgaa  | aatgttgatg  | attttaatca  | actagctact  | actaattggt  | 15480 |
| ctactgtgga | accttatatt  | ttggcaaatc  | gttgtgtaga  | ttcgttgaga  | cgctttgctg  | 15540 |
| cagagacagt | aaaagctaca  | gaagaattac  | ataagcaaca  | atgtgctagt  | gcagaagtga  | 15600 |
| gagaagtact | ctcagatcgt  | gaattgattc  | tgtcttggga  | gccaggtaaa  | accaggcttc  | 15660 |
| cattgaatag | aaattatggt  | ttcactggct  | ttcactttac  | tagaactagt  | aaagttcagc  | 15720 |
| tcggtgattt | tacattttaa  | aaaggtgaag  | gtaaggacgt  | tgtctattat  | cgagcgacgt  | 15780 |
| ctactgctaa | attgtctggt  | ggagacattt  | ttgttttaac  | ctcacacaat  | gttgtttctc  | 15840 |
| ttatagcgcc | aacgttgtgt  | cctcagcaaa  | ccttttctag  | gtttgtgaa   | ttaagaccta  | 15900 |
| atgtgatggt | acctgcgtgt  | tttghtaaata | acattccatt  | gtaccattta  | gtaggcaagc  | 15960 |
| agaagcgtac | tacagtacaa  | ggccctcctg  | gcagtggtaa  | atcccatttt  | gctataggat  | 16020 |
| tggcggtta  | cttttagtaac | gcccgtgtcg  | tttttactgc  | atgctctcat  | gcagctgttg  | 16080 |
| atgctttatg | tgaaaaagct  | tttaagtctc  | ttaaagtaga  | tgattgcact  | cgatatagac  | 16140 |
| ctcaaaggac | tactatcgat  | tgcttctcta  | agtttaagc   | taatgacaca  | ggcaaaaagt  | 16200 |
| acatttttag | tactattaat  | gccttgccag  | aagttagttg  | tgacattctt  | ttggttgacg  | 16260 |
| aggtttagat | gttgaccaat  | tacgaattgt  | cttttattaa  | tggttaagata | aactatcaat  | 16320 |
| atgttgtgta | tgtagggtgat | cctgctcaat  | taccggcgcc  | tcgtacgttg  | cttaacgggt  | 16380 |
| cactctctcc | aaaggattat  | aatgttgtca  | caaaccttat  | ggtttgtggt  | aaacctgaca  | 16440 |
| ttttccttgc | aaagtgttac  | cgttgtctca  | aagaaattgt  | agatactggt  | tctactcttg  | 16500 |
| tatatgatgg | aaagtttatt  | gcaataaacc  | cggaatcacg  | tcagtgtttc  | aaggttatag  | 16560 |
| ttaataatgg | taattctgat  | gtaggacatg  | aaagtggctc  | agcctacaac  | ataactcaat  | 16620 |
| tagaatttgt | gaaagatttt  | gtctgtcgca  | ataaggaatg  | gcggaagca   | acattcattt  | 16680 |
| cacctataaa | tgctatgaac  | cagagagcct  | accgtatgct  | tggacttaat  | gttcagacag  | 16740 |
| tagactcgtc | tcaaggttcg  | gagtatgatt  | atgttatctt  | ttgtgttact  | gcagattcgc  | 16800 |
| agcatgcact | gaatattaac  | agattcaatg  | tagcgttac   | aagagccaag  | cgtggtatac  | 16860 |
| tagttgtcat | gcgtcagcgt  | gatgaactat  | atcagctct   | taagtttata  | gagcttgata  | 16920 |

-continued

---

gtgtagcaag tctgcaaggt acaggcttgt ttaaaatttg caacaaagag tttagtggtg 16980  
 ttcacccagc ttatgcagtc acaactaagg ctcttgctgc aacttataaa gttaatgatg 17040  
 aacttgctgc acttggttaac gtggaagctg gttcagaaat aacatataaa catcttattt 17100  
 ctttgtagg gtttaagatg agtgtaatg ttgaaggctg ccacaacatg tttataaac 17160  
 gtgatgaggc tatccgcaac gtaagagggt gggtagggtt tgatgtagaa gcaacacatg 17220  
 cttgcggtag taacattggg actaacctgc ctttccaagt aggtttctct actggtagcag 17280  
 actttgtagt tacgcctgag ggactttag atacttcaat aggcaataat tttgagcctg 17340  
 tgaattctaa agcacctcca ggtgaacaat ttaatcactt gagagcgtaa ttcaaaagtg 17400  
 ctaaaccctg gcattgtgta aggccaagga ttgtgcaaat gttagcggat aacctgtgca 17460  
 acgtttcaga ttgtgtagtg tttgtcacgt ggtgtcatgg cctagaacta accactttgc 17520  
 gctattttgt taaaataggc aaggaccaag tttgttcttg cggttctaga gcaacaactt 17580  
 ttaattctca tactcaggct tatgcttgtt ggaagcattg cttgggtttt gattttgttt 17640  
 ataatccact cttagtggat attcaacagt ggggttattc tggtaaccta caatttaacc 17700  
 atgatttgca ttgtaatgag catggacacg cacatgtagc ttctgaggat gctattatga 17760  
 cgctttgtct tgcaattaat aatgcatttt gtcaagatgt caactgggat ttaacttacc 17820  
 ctcatatagc aaatgaggat gaagtcaatt cttagctgtag atatttacia cgcatgtatc 17880  
 ttaatgcatg tgttgatgct cttaaagtta acgttgtcta tgatataggc aaccctaaag 17940  
 gtataaaaatg tgtagtagcgt ggagacttaa attttagatt ctatgataag aatccaatag 18000  
 tacccaatgt caagcagttt gagtatgact ataactcagca caaagataag tttgctgatg 18060  
 gtctttgtat gttttggaat tgtaatgtgg attgttatcc cgacaattcc ttagtttgta 18120  
 ggtacgacac acgaaatttg agtgtgttta acctacctgg ttgtaatggg ggtagcttgt 18180  
 atgttaacaa gcattgcattc cacacaccta aatttgatcg cactagcttt cgtaatttga 18240  
 aagctatgcc attcttttct tatgactcat cgccttgca gaccattcaa ttggatggag 18300  
 ttgcgcaaga ccttgtgtca tttagctacga aagattgtat cacaaaatgc aacataggcg 18360  
 gtgctggttg taaaaagcac gcacaaatgt atgcagatgt tgtgacttct tataatgcag 18420  
 ctgttactgc tggtttact ttttgggta ctaataattt taaccatata aatttggga 18480  
 aaagttttct agctctccag tctatcgaca atattgctta taatgtat aagggtggc 18540  
 attatgatgc tattgcagga gaaatgcca ctatcgtaac tggagataaa gtttttgta 18600  
 tagatcaagg cgtagaaaa gcagtttttt ttaatcaaac aattctgcct acatctgtag 18660  
 cgtttgagct gtatgcgaag agaataatc gcacactgcc aaacaaccgt attttgaaag 18720  
 gtttgggtg agatgtgact aatggatttg taatttggga ttacacgaac caaacaccac 18780  
 tataccgtaa tactgttaag gtatgtgcat atacagacat agaaccat ggcctaatag 18840  
 tgctgtatga tgatagatat ggtgattacc agtctttct agctgctgat aatgctgtt 18900  
 tagtttctac acagtgttac aagcgttatt cgtatgtaga aataccgtca aacctgctg 18960  
 ttcagaacgg tattccgta aaagatggag cgaacctgta tgtttataag cgtgttaatg 19020  
 gtgcgtttgt tacgctacct aacacattaa acacacaggg tcgcagttat gaaacttttg 19080  
 aacctcgtag tgatgttgag cgtgattttc tcgacatgct tgaggagagt tttgtagaaa 19140  
 agtatggtaa agaattaggt ctacagcaca tactgtatgg tgaagttgat aagcccaat 19200  
 taggtggttt acacactggt ataggatgt gcagactttt acgtgcgaat aagttgaacg 19260

-continued

---

caaagtctgt tactaattct gattctgatg tcatgcaaaa ttattttgta ttggcagaca 19320  
 atggttccta caagcaagtg tgtactgttg tggatttgct gcttgatgat ttcttagaac 19380  
 ttcttaggaa catactgaaa gagtatggta ctaataagtc taaagttgta acagtggtcaa 19440  
 ttgattacca tagcataaat tttatgactt ggtttgaaga tggcattatt aaaacatgtt 19500  
 atccacagct tcaatcagca tggacgtgtg gttataatat gcctgaactt tataaagttc 19560  
 agaattgtgt tatggaacct tgcaacattc ctaattatgg tgmtggaata gcggtgcca 19620  
 gtggtattat gatgaatgtg gcaaagtata cacaactctg tcaatacctt tcgaaaaaaa 19680  
 caatgtgtgt accgcataat atgcgagtaa tgcattttgg agctggaagt gacaaaggag 19740  
 tggtccagg tagtactgtt cttaaacaat ggctcccaga agggacactc cttgtcgata 19800  
 atgatattgt agactatgtg tctgatgcac atgtttctgt gctttcagat tgcaataaat 19860  
 ataagacaga gcacaagttt gatcctgtga tatctgatat gtatacagac aatgattcaa 19920  
 aaagaaagca tgaaggcgtg atagccaata atggcaatga tgacgttttc atatatctct 19980  
 caagttttct tcgtaataat ttggctctag gtggtagttt tgctgtaaaa gtgacagaga 20040  
 caagttggca cgaagtttta tatgacattg cacaggattg tgcattggtg acaatgtttt 20100  
 gtacagcagt gaatgcctct tcttcagaag cattcttggt tgggtgtaat tatttgggtg 20160  
 caagtgaaaa ggttaaggtt agtggaaaaa cgctgcacgc aaattatata ttttgagga 20220  
 attgtaatta tttacaaacc tctgcttata gtatattga cgttgctaag tttgatttga 20280  
 gattgaaagc aacaccagtt gtttaatttga aaactgaaca aaagacagac ttagtcttta 20340  
 atttaattaa gtgtggttaag ttactggtaa gagatgttgg taacacctct tttactagt 20400  
 actcttttgt gtgtactatg tagtgctgct ttgtatgaca gtagttctta cgtttactac 20460  
 taccaaagtg cctttagacc acctaatggt tggcatttac acgggggtgc ttatgcggt 20520  
 gttaatattt ctagcgaatc taataatgca ggctcttcac ctgggtgtat tgttgggtact 20580  
 attcatggtg gtcgtgtgtt taatgcttct tctatageta tgacggcacc gtcacaggt 20640  
 atggcttggg ctagcagtea gttttgtact gcacactgta acttttcaga tactacagtg 20700  
 tttgttacac attgttataa atatgatggg tgcctataa ctggcatgct tcaaaagaat 20760  
 tttttacgtg tttctgctat gaaaaatggc cagcttttct ataatttaac agttagtgt 20820  
 gctaagtacc ctacttttaa atcatttcag tgtgttaata atttaacatc cgtatattta 20880  
 aatggtgatc ttgtttacac ctctaagag accacagatg ttacatctgc aggtgtttat 20940  
 tttaaagctg gtggacctat aacttataaa gttatgagag aagttaaagc cctggcttat 21000  
 tttgttaagt gtactgcaca agatgttatt ttgtgtgatg gatcacctag aggcttggt 21060  
 gcatgccagt ataacttggt caatttttca gatggctttt atccttttat taatagtagt 21120  
 ttagttaagc agaagtttat tgtctatcgt gaaaatagtg ttaatactac ttttacgtta 21180  
 cacaatttca cttttcataa tgagactggc gccaacctca atcctagtggt tgttcagaat 21240  
 attcaaactt accaaacaca aacagctcag agtggttatt ataattttaa tttttccttt 21300  
 ctgagtagtt ttgtttataa ggagtcctaat tttatgatg gatcttatca cccaagttgt 21360  
 aatttttagac tagaaactat taataatggc ttgtgggtta attcacttcc agtttcaatt 21420  
 gcttacggtc ctcttcaagg tggttgcaag caatctgtct ttagtggttag agcaacttgt 21480  
 tgttatgctt attcatatgg aggtccttcg ctgtgtaaag gtgtttatcc aggtgagtt 21540  
 gatcttaatt ttgaatgtgg actgttagtt tatgttacta agagcgggtg ctctcgtata 21600  
 caaacagcca ctgaaccgcc agttataact cgacacaatt ataataatata tacttttaatt 21660

-continued

---

```

acttggttg attataatat atagggcaga actggccaag gttttattac taatgtaacc 21720
gactcagctg ttaggtataa ttacttagca gacgcaggtt tggctatddd agatacatct 21780
ggttccatag acatccttgt tgtacaaggt gaatatggtc ttacttatta taaggttaac 21840
ccttgccaag atgcaacca gcagtttgta gtttctggtg gtaaattagt aggtattcct 21900
acttcacgta atgagactgg ttctcagctt cttgagaacc agttttacat taaaactact 21960
aatggaacac gtcgttttag acgttctatt actgaaaatg ttgcaaattg cccttatggt 22020
agttatggta agttttgtat aaaacctgat ggttcaattg ccacaatagt accaaaaaca 22080
ttggaacagt ttgtggcacc ttacttaat gttactgaaa atgtgctcat acctaacagt 22140
ttaaatttaa ctgttacaga tgagtacata caaacgcgta tggataaggt ccaaattaat 22200
tgtctgcagt atgtttgtgg caattctctg gattgtagag atttgtttca acaatatggg 22260
cctgtttgtg acaacatatt gtctgtagta aatagtattg gtcaaaaaga agatatggaa 22320
cttttgaatt tctattcttc tactaaaccg gctggtttta atacaccatt tcttagtaat 22380
gtagcactg gtgagtttaa tatttctctt ctgttaacaa ctctagtag tctagaagg 22440
cgttctttta ttgaagacct tctatttaca agcgttgaat ctgttgatt accaacagat 22500
gacgcataca aaaattgcac tgcaggacct ttaggttttc ttaaggacct tgcgtgtgct 22560
cgtgaatata atggtttgc tgtgttgctt cccattataa cagcagaaat gcaaattttg 22620
tatactagtt ctctagtagc ttctatggct tttggtggta ttactgcagc tgggtctata 22680
ccttttgcca cacaactgca ggctagaatt aatcacttgg gtattacca gtcacttttg 22740
ttgaagaatc aagaaaaaat tgetgcttcc ttaataaagg ccattggctg tatgcaggaa 22800
ggtttagaa gtacatctct agcattacaa caaattcaag atgttgtaa taagcagagt 22860
gctattctta ctgagactat ggcactactt aataaaaaat ttggtgctat ttcttctatg 22920
attcaagaaa tctaccagca acttgaogcc atacaagcaa atgctcaagt ggatcgtctt 22980
ataactggta gattgtcadc actttctggt ttagcatctg ctaagcaggc ggagcatatt 23040
agagtgtcac aacagcgtga gttagctact cagaaaatta atgagtgtgt taagtccacg 23100
tctattaggt actccttttg tggtaatgga cgacatgttc taaccatacc gcaaaatgca 23160
cctaattggta tagtgtttat acacttttct tatactccag atagttttgt taatgttact 23220
gcaatagtgg gtttttgtgt aaagccagct aatgctagtc agtatgcaat agtaccgct 23280
aatggtaggg gtatttttat acaagttaat ggtagtactt acatccacagc acgagatatg 23340
tatatgcaa gagctattac tgcaggagat atagttacgc ttacttcttg tcaagcaaat 23400
tatgtaagtg taaataagac cgtcattact acattcgtag acaatgatga ttttgatddd 23460
aatgacgaat tgtcaaaatg gtggaatgac actaagcatg agctaccaga ctttgacaaa 23520
ttcaattaca cagtacctat acttgacatt gatagtgaat ttgatcgtat tcaaggcgtt 23580
atacagggtc ttaatgactc ttaatatagac cttgaaaaac tttcaatact caaaacttat 23640
attaagtggc cttggatagt gtgggttagcc atagcttttg ccaactattat ctteacttta 23700
atactaggat gggttttctt catgactgga tgttgggtt gttgtgtgg atgctttggc 23760
attatgcctc taatgagtaa gtgtggtaag aaatcttctt attacacgac ttttgataac 23820
gatgtggtaa cttacaata cagacctaaa aagtctgttt aatgattcaa agtcccacgt 23880
ccttctaat agtattaatt tttctttggt gtaaaactgt actaagtgtt tttagagagt 23940
ttattatagc gctccaacaa ctaatacaag ttttactcca aattatcaat agtaacttac 24000

```

-continued

---

```

agcctagact gacccttgt cacagtctag actaatgtta aacttagaag caattattga 24060
aactggtgag caagtgatc aaaaaatcag tttcaattta cagcatattt caagtgtatt 24120
aaacacagaa gtatttgacc cctttgacta ttgttattac agaggaggta atttttggga 24180
aatagagtca gctgaagatt gttcaggga tgatgaattt attgaataag tcgctagagg 24240
aaaatggaag ttttctaaca gcgctttata tattttagg atttttagca ctttatcttc 24300
taggtagagc acttcaagca ttgttacagg ctgctgatgc ttgttgttta ttttggata 24360
catggtagt aattccagga gctaaggga cagcctttgt atataagtat acatatggta 24420
gaaaacttaa caatccgaa ttagaagcag ttattgtcaa cgagtttctt aagaacgggt 24480
ggaataataa aaatccagca aattttcaag atgtccaacg agacaaattg tactcttgac 24540
tttgaacagt cagttgagct ttttaaagag tataatttat ttataactgc attcttggtg 24600
ttcttaacca taactctca gtatggctat gcaacaagaa gtaagtttat ttatatactg 24660
aaaatgatag tgttatggg cttttggccc cttaacattg cagtaggtgt aatttcatgt 24720
atataccac caaacacagg aggtcttctc gcagcgataa tacttacagt gtttgcgtgt 24780
ctgtcttttg taggttattg gatccagagt attagactct ttaagcggtg taggtcatgg 24840
tggtcattta acccagaatc taatgcccga ggttcaatac tcctaactaa tggtaacaa 24900
tgtaatttg ctatagagag tgtgccaatg gtgctttctc caattataaa gaatggtgtt 24960
ctttattgtg agggctcagtg gcttgctaag tgtgaaccag accacttgcc taaagatata 25020
tttgtttgta caccggatag acgtaatac taccgtagg tgcagaaata tactggtgac 25080
caaagcggaa ataagaaacg gtttgctacg tttgtctatg caaagcagtc agtagatact 25140
ggcgagctag aaagtgtagc aacaggaggg agtagtcttt acacctaact gtgtgtgtgt 25200
agagagtatt taaaattatt ctttaatagt gcctctattt taagagcga taatagtatt 25260
attttgagg atattaatat aaatcctctc tgttttatac tctctttca agagctatta 25320
tttaaaaaac agtttttcca ctcttttggt ccaaaaaacta ttgttgttaa tgggtgaacc 25380
tttcaagtag ataatggaaa agtctactac gaaggaaaac caatttttca gaaaggtgtt 25440
tgtaggtgtt ggttgagtta taaaaagat taaactacct actacactta tttttataag 25500
aggcgtttta tcttacaagc gcttaataaa tacggacgat gaaatggctg actagttttg 25560
taagggcagt tatttcatgt tataaaccct tattattaac tcaattaaga gtattagata 25620
ggttaatctt agatcatgga ccaaacaca tcttaacgtg tgttaggtgc gtgattttgt 25680
ttcaattaga tttagtattt aggttggcgt atacgcctac tcaatcgctg gtatgaataa 25740
tagtaaaagt aatccttttt gcggagcaat agcaagaaa gcgcgaattt atctgagaga 25800
aggattagat tgtgtttact ttcttaacaa agcaggacaa gcagagtctt gtcccgcgtg 25860
tacctctcta gtattccagg gaaaaacttg tgaggaacac aaatataata ataacttttt 25920
gtcatggcaa gcggtaaagg aactggaaag acagatgccc cagctccagt catcaaaacta 25980
ggaggaccaa agccacctaa agttggttct tctggaatg tatcttggtt tcaagcaata 26040
aaagccaaga agttaaatc acctccgcct aagtttgaag gtagcgggtt tcctgataat 26100
gaaaatctaa aaccaagtca gcagcatgga tattggagac gccaaactag gtttaagcca 26160
ggtaaagggt gaagaaaacc agtcccagat gcttgggtatt tttactatac tggaacagga 26220
ccagccgcta acctgaattg gggtagatgc caagatggtg tagtgtgggt tgctggtaag 26280
ggtgctgata ctaaatntag atctaactcag ggtactcgtg actctgacaa gtttgaccaa 26340
tatccgctac ggttttcaga cggaggacct gatggttaatt tccgttggga tttcattcct 26400

```

-continued

---

```

ctgaatcgtg gcaggagtgg gagatcaaca gcagcttcat cagcagcacc tagtagagca 26460
ccatcacgtg aagtttcgcg tggtcgcagg agtggttctg aagatgatct tattgctcgt 26520
gcagcaagga taattcagga tcagcagaag aagggttctc gcattacaaa ggctaaggct 26580
gatgaaatgg ctcaccgocg gtattgcaag cgcactattc cacctaatta taaggttgat 26640
caagtgtttg gtccccgtac taaaggttaag gagggaaatt ttggtgatga caagatgaat 26700
gaggaaggtg ttaaggatgg gcgcggtaca gcaatgctca acctagtccc tagcagccat 26760
gcttgctctt tcggaagtag agtgacgccc agacttcaac cagatgggct gcacttgaaa 26820
tttgaattta ctactgtggt cccacgtgat gatccgcagt ttgataatta tgtaaaaatt 26880
tgtgatcagt gtgttgatgg tgtaggaaca cgtccaaaag atgatgaacc aagaccaaag 26940
tcacgctcaa gttcaagacc tgcaacaaga gaaattctc cagcgccaag acagcagcgc 27000
cctaagaagg agaaaaagcc aaagaagcag gatgatgaag tggataaagc attgacctca 27060
gatgaggaga ggaacaatgc acagctggaa ttgatgatg aaccaagggt aattaactgg 27120
ggggattcag ccctaggaga gaatgaactt tgagtaaaat tcaatagtaa gagttaagga 27180
agataggcat gtagcttgat tacctacatg tctatcgcca gggaaatgct taatttctct 27240
acttagtagc ctggaaaacga acggtagacc cttagatctt aatttagttt aatttttagt 27300
ttagtttaag ttagttaga gtaggataaa agatgccagt gccggggcca cgcggagtac 27360
gaccgaggtg acagcactag gacgcccatt aggggaagag ctaaatttta gtttaagtta 27420
agtttaattg gctatgtata gttaaaattt ataggctagt atagagttag agcaaaaaaa 27480
aaaaaaaaaa aaaaaaaaaa 27500

```

```

<210> SEQ ID NO 2
<211> LENGTH: 435
<212> TYPE: DNA
<213> ORGANISM: Infectious bronchitis virus

```

```

<400> SEQUENCE: 2

```

```

tctaaggctc atgagacaga ggaagtggat gctgtaggca ttctctcact ttgttctttt 60
gcagtagatc ctgcggatcc atattgtaaa tatgtggcag caggtaatca accttttaggt 120
aactgtgtta aaatgttgac agtacataat ggtagtgggt ttgcaataac atcaaagcca 180
agtccaactc cggatcagga ttcttatgga ggagcttctg tgtgtcttta ttgtagagca 240
catatagcac accttgccgg agcaggaaat ttagatggac gctgtcaatt taaaggttct 300
tttgtgcaaa tacctactac ggagaaagat cctgttggat tctgtctacg taacaaggtt 360
tgcactgttt gtcagtgttg gatttggtat ggatgtcagt gtgattcact tagacaacct 420
aaaccttctg ttcag 435

```

```

<210> SEQ ID NO 3
<211> LENGTH: 1563
<212> TYPE: DNA
<213> ORGANISM: Infectious bronchitis virus

```

```

<400> SEQUENCE: 3

```

```

ggtacaggct tgtttaaaat ttgcaacaaa gagtttagtg gtgttcaccc agcttatgca 60
gtcacaacta aggctcttgc tgcaacttat aaagttaatg atgaacttgc tgcacttgtt 120
aacgtggaag ctggttcaga aataacatat aaacatctta tttctttggt agggtttaag 180
atgagtgtta atgttgaagg ctgccacaac atgtttataa cacgtgatga ggctatccgc 240

```

-continued

---

|  |      |
|--|------|
| aacgtaagag gttgggtagg tttgatgta gaagcaacac atgcttgccg tactaacatt   | 300  |
| ggtactaacc tgcctttcca agtaggttcc tctactggcg cagactttgt agttacgcct  | 360  |
| gagggacttg tagatacttc aataggcaat aattttgagc ctgtgaattc taaagcacct  | 420  |
| ccaggtgaac aatttaatac cttgagagcg ttattcaaaa gtgctaaacc ttggcatggt  | 480  |
| gtaaggccaa ggattgtgca aatggttagcg gataacctgt gcaacgtttc agattgtgta | 540  |
| gtgtttgtca cgtgggtgca tggcctagaa ctaaccactt tgcgctattt tgttaaaata  | 600  |
| ggcaaggacc aagtttggtc ttgcggttct agagcaacaa cttttaattc tcatactcag  | 660  |
| gcttatgctt gttggaagca ttgcttgggt tttgattttg tttataatcc actcctagtg  | 720  |
| gatattcaac agtgggggta ttctggtaac ctacaattta accatgattt gcattgtaat  | 780  |
| gtgcatggac acgcacatgt agcttctgcg gatgctatta tgacgcgttg tcttgcaatt  | 840  |
| aataatgcat tttgtcaaga tgtcaactgg gatttaactt accctcatat agcaaatgag  | 900  |
| gatgaagtca attctagctg tagatattta caacgcctgt atcttaatgc atgtgttgat  | 960  |
| gctcttaaag ttaacgttgt ctatgatata ggcaacccta aaggatttaa atgtgttaga  | 1020 |
| cgtggagact taaattttag attctatgat aagaatccaa tagtaccctaa tgtcaagcag | 1080 |
| tttgagtatg actataatca gcacaaagat aagtttgctg atggtctttg tatgttttgg  | 1140 |
| aattgtaatg tggattgtta tcccagacaat tccttacttt gtaggtacga cacacgaaat | 1200 |
| ttgagtgtgt ttaacctacc tgggttgaat ggtggtagct tgtatgttaa caagcatgca  | 1260 |
| ttccacacac ctaaatgtga tgcactagc ttctgtaatt tgaaagctat gccattcttt   | 1320 |
| ttctatgact catcgccttg cgagaccatt caattggatg gagttgcgca agacctgtg   | 1380 |
| tcattagcta cgaagattg tatcacaaaa tgcaacatag gcggtgctgt ttgtaaaaag   | 1440 |
| cacgcacaaa tgtatgcaga ttttgtgact tcttataatg cagctgttac tgetggtttt  | 1500 |
| actttttggg ttactaataa ttttaacca tataatgtgt ggaaaagttt ttcagctctc   | 1560 |
| cag  | 1563 |

&lt;210&gt; SEQ ID NO 4

&lt;211&gt; LENGTH: 1014

&lt;212&gt; TYPE: DNA

&lt;213&gt; ORGANISM: Infectious bronchitis virus

&lt;400&gt; SEQUENCE: 4

|  |     |
|--|-----|
| tctatcgaca atattgctta taatatgat aagggtgggc attatgatgc tattgcagga     | 60  |
| gaaatgccca ctatcgtaac tggagataaa gtttttgta tagatcaagg cgtagaaaaa     | 120 |
| gcagtttttt ttaatcaaac aattctgcct acatctgtag cgtttgagct gtatgcgaag    | 180 |
| agaaatattc gcacactgcc aaacaaccgt attttgaaag gtttgggtgt agatgtgact    | 240 |
| aatggatttg taatttggga ttacacgaac caaacaccac tataccgtaa tactgttaag    | 300 |
| gtatgtgcat atacagacat agaaccacaaat ggccctaatag tgctgtatga tgatagatat | 360 |
| ggtgattacc agtcttttct agctgctgat aatgctgttt tagtttctac acagtgttac    | 420 |
| aagcggattt cgtatgtaga aataccgtca aacctgcttg ttcagaacgg tattccgtta    | 480 |
| aaagatggag cgaacctgta tgtttataag cgtgttaatg gtgcgtttgt tacgctacct    | 540 |
| aacacaataa acacacaggg tcgaagtatt gaaacttttg aacctcgtag tgatgttgag    | 600 |
| cgtgattttc tcgacatgct tgaggagagt tttgtagaaa agtatggtaa agaattaggt    | 660 |
| ctacagcaca tactgtatgg tgaagttgat aagccccaat taggtggttt ccacactggt    | 720 |
| ataggtatgt gcagactttt acgtgcgaat aagttgaacg caaagtctgt tactaattct    | 780 |



-continued

gattctgatg tcatgcaaaa ttatTTTgta ttggcagaca atggTtCcta caagcaagtg 840  
 tgtactgttg tggatttGct gcttgatgat ttcttagaac ttcttaggaa catactgaaa 900  
 gagtatggta ctaataagtc taaagttgta acagtgtcaa ttgattacca tagcataaat 960  
 tttatgactt ggTTTgaaga tggcattatt aaaacatgtt atccacagct tcaa 1014

<210> SEQ ID NO 5  
 <211> LENGTH: 909  
 <212> TYPE: DNA  
 <213> ORGANISM: Infectious bronchitis virus

<400> SEQUENCE: 5  
 tcagcatgga cgtgtggTta taatatgcct gaactttata aagTtCagaa ttgtgttatg 60  
 gaaccttgca acattcctaa ttatggTgtt ggaatagcgt tgccaagtgg tattatgatg 120  
 aatgtggcaa agtatacaca actctgtcaa tacctttcga aaacaacaat gtgtgtaccg 180  
 cataatatgc gagtaatgca ttttgagct ggaagtgaca aaggagtggT gccaggtagt 240  
 actgttctta aacaatggct ccagaaggg acactccttg tcgataatga tattgtagac 300  
 tatgtgtctg atgcacatgt ttctgtgctt tcagattgca ataaatataa gacagagcac 360  
 aagtttgatc ttgtgatatc tgatattgat acagacaatg attcaaaaag aaagcatgaa 420  
 ggcgtgatag ccaataatgg caatgatgac gttttcatat atctctcaag ttttcttctg 480  
 aataatttgg ctctaggtgg tagttttgct gtaaaagtga cagagacaag ttggcacgaa 540  
 gttttatatg acattgcaca ggattgtgca tggTggacaa tgttttgtac agcagtgaat 600  
 gcctcttctt cagaagcatt cttgattggT gttaattatt tgggtgcaag tgaaaaggtt 660  
 aaggttagtg gaaaaacgct gcacgcaaat tatatattt ggaggaattg taattattta 720  
 caaacctctg cttatagtat atttgacgtt gctaagtttg atttgagatt gaaagcaacg 780  
 ccagttgTta atttgaaaac tgaacaaaag acagacttag tctttaattt aattaagtgt 840  
 ggtaagttac tggtaaagaga tgttggtaac acctctttta ctagtgactc ttttgtgtgt 900  
 actatgtag 909

<210> SEQ ID NO 6  
 <211> LENGTH: 145  
 <212> TYPE: PRT  
 <213> ORGANISM: Infectious bronchitis virus

<400> SEQUENCE: 6  
 Ser Lys Gly His Glu Thr Glu Glu Val Asp Ala Val Gly Ile Leu Ser  
 1 5 10 15  
 Leu Cys Ser Phe Ala Val Asp Pro Ala Asp Thr Tyr Cys Lys Tyr Val  
 20 25 30  
 Ala Ala Gly Asn Gln Pro Leu Gly Asn Cys Val Lys Met Leu Thr Val  
 35 40 45  
 His Asn Gly Ser Gly Phe Ala Ile Thr Ser Lys Pro Ser Pro Thr Pro  
 50 55 60  
 Asp Gln Asp Ser Tyr Gly Gly Ala Ser Val Cys Leu Tyr Cys Arg Ala  
 65 70 75 80  
 His Ile Ala His Pro Gly Gly Ala Gly Asn Leu Asp Gly Arg Cys Gln  
 85 90 95  
 Phe Lys Gly Ser Phe Val Gln Ile Pro Thr Thr Glu Lys Asp Pro Val  
 100 105 110  
 Gly Phe Cys Leu Arg Asn Lys Val Cys Thr Val Cys Gln Cys Trp Ile

-continued

---

|   |     |     |     |     |     |     |     |     |     |     |     |     |     |     |     |
|---|-----|-----|-----|-----|-----|-----|-----|-----|-----|-----|-----|-----|-----|-----|-----|
|   | 115 |     | 120 |     | 125 |     |     |     |     |     |     |     |     |     |     |
| Gly   | Tyr | Gly | Cys | Gln | Cys | Asp | Ser | Leu | Arg | Gln | Pro | Lys | Pro | Ser | Val |
|   | 130 |     |     |     |     | 135 |     |     |     |     | 140 |     |     |     |     |
| Gln   |     |     |     |     |     |     |     |     |     |     |     |     |     |     |     |
| 145   |     |     |     |     |     |     |     |     |     |     |     |     |     |     |     |
| <210> SEQ ID NO 7                           |     |     |     |     |     |     |     |     |     |     |     |     |     |     |     |
| <211> LENGTH: 521                           |     |     |     |     |     |     |     |     |     |     |     |     |     |     |     |
| <212> TYPE: PRT                             |     |     |     |     |     |     |     |     |     |     |     |     |     |     |     |
| <213> ORGANISM: Infectious bronchitis virus |     |     |     |     |     |     |     |     |     |     |     |     |     |     |     |
| <400> SEQUENCE: 7                           |     |     |     |     |     |     |     |     |     |     |     |     |     |     |     |
| Gly   | Thr | Gly | Leu | Phe | Lys | Ile | Cys | Asn | Lys | Glu | Phe | Ser | Gly | Val | His |
| 1   |     |     |     | 5   |     |     |     |     | 10  |     |     |     |     | 15  |     |
| Pro   | Ala | Tyr | Ala | Val | Thr | Thr | Lys | Ala | Leu | Ala | Ala | Thr | Tyr | Lys | Val |
|   |     |     | 20  |     |     |     |     | 25  |     |     |     |     | 30  |     |     |
| Asn   | Asp | Glu | Leu | Ala | Ala | Leu | Val | Asn | Val | Glu | Ala | Gly | Ser | Glu | Ile |
|   |     | 35  |     |     |     |     | 40  |     |     |     |     | 45  |     |     |     |
| Thr   | Tyr | Lys | His | Leu | Ile | Ser | Leu | Leu | Gly | Phe | Lys | Met | Ser | Val | Asn |
|   | 50  |     |     |     |     | 55  |     |     |     |     | 60  |     |     |     |     |
| Val   | Glu | Gly | Cys | His | Asn | Met | Phe | Ile | Thr | Arg | Asp | Glu | Ala | Ile | Arg |
| 65  |     |     |     |     | 70  |     |     |     |     | 75  |     |     |     |     | 80  |
| Asn   | Val | Arg | Gly | Trp | Val | Gly | Phe | Asp | Val | Glu | Ala | Thr | His | Ala | Cys |
|   |     |     | 85  |     |     |     |     |     | 90  |     |     |     |     | 95  |     |
| Gly   | Thr | Asn | Ile | Gly | Thr | Asn | Leu | Pro | Phe | Gln | Val | Gly | Phe | Ser | Thr |
|   |     |     | 100 |     |     |     |     | 105 |     |     |     |     | 110 |     |     |
| Gly   | Ala | Asp | Phe | Val | Val | Thr | Pro | Glu | Gly | Leu | Val | Asp | Thr | Ser | Ile |
|   |     | 115 |     |     |     |     | 120 |     |     |     |     | 125 |     |     |     |
| Gly   | Asn | Asn | Phe | Glu | Pro | Val | Asn | Ser | Lys | Ala | Pro | Pro | Gly | Glu | Gln |
|   | 130 |     |     |     |     |     | 135 |     |     |     | 140 |     |     |     |     |
| Phe   | Asn | His | Leu | Arg | Ala | Leu | Phe | Lys | Ser | Ala | Lys | Pro | Trp | His | Val |
| 145   |     |     |     |     | 150 |     |     |     |     | 155 |     |     |     |     | 160 |
| Val   | Arg | Pro | Arg | Ile | Val | Gln | Met | Leu | Ala | Asp | Asn | Leu | Cys | Asn | Val |
|   |     |     |     | 165 |     |     |     | 170 |     |     |     |     |     | 175 |     |
| Ser   | Asp | Cys | Val | Val | Phe | Val | Thr | Trp | Cys | His | Gly | Leu | Glu | Leu | Thr |
|   |     | 180 |     |     |     |     |     | 185 |     |     |     |     | 190 |     |     |
| Thr   | Leu | Arg | Tyr | Phe | Val | Lys | Ile | Gly | Lys | Asp | Gln | Val | Cys | Ser | Cys |
|   | 195 |     |     |     |     |     | 200 |     |     |     |     | 205 |     |     |     |
| Gly   | Ser | Arg | Ala | Thr | Thr | Phe | Asn | Ser | His | Thr | Gln | Ala | Tyr | Ala | Cys |
|   | 210 |     |     |     |     | 215 |     |     |     |     | 220 |     |     |     |     |
| Trp   | Lys | His | Cys | Leu | Gly | Phe | Asp | Phe | Val | Tyr | Asn | Pro | Leu | Leu | Val |
| 225   |     |     |     | 230 |     |     |     |     |     | 235 |     |     |     |     | 240 |
| Asp   | Ile | Gln | Gln | Trp | Gly | Tyr | Ser | Gly | Asn | Leu | Gln | Phe | Asn | His | Asp |
|   |     |     |     | 245 |     |     |     |     | 250 |     |     |     |     | 255 |     |
| Leu   | His | Cys | Asn | Val | His | Gly | His | Ala | His | Val | Ala | Ser | Ala | Asp | Ala |
|   |     |     | 260 |     |     |     |     | 265 |     |     |     |     |     | 270 |     |
| Ile   | Met | Thr | Arg | Cys | Leu | Ala | Ile | Asn | Asn | Ala | Phe | Cys | Gln | Asp | Val |
|   | 275 |     |     |     |     |     | 280 |     |     |     |     | 285 |     |     |     |
| Asn   | Trp | Asp | Leu | Thr | Tyr | Pro | His | Ile | Ala | Asn | Glu | Asp | Glu | Val | Asn |
|   | 290 |     |     |     |     | 295 |     |     |     |     | 300 |     |     |     |     |
| Ser   | Ser | Cys | Arg | Tyr | Leu | Gln | Arg | Met | Tyr | Leu | Asn | Ala | Cys | Val | Asp |
| 305   |     |     |     |     | 310 |     |     |     |     | 315 |     |     |     |     | 320 |
| Ala   | Leu | Lys | Val | Asn | Val | Val | Tyr | Asp | Ile | Gly | Asn | Pro | Lys | Gly | Ile |
|   |     |     |     | 325 |     |     |     |     | 330 |     |     |     |     |     | 335 |

-continued

---

Lys Cys Val Arg Arg Gly Asp Leu Asn Phe Arg Phe Tyr Asp Lys Asn  
 340 345 350

Pro Ile Val Pro Asn Val Lys Gln Phe Glu Tyr Asp Tyr Asn Gln His  
 355 360 365

Lys Asp Lys Phe Ala Asp Gly Leu Cys Met Phe Trp Asn Cys Asn Val  
 370 375 380

Asp Cys Tyr Pro Asp Asn Ser Leu Val Cys Arg Tyr Asp Thr Arg Asn  
 385 390 395 400

Leu Ser Val Phe Asn Leu Pro Gly Cys Asn Gly Gly Ser Leu Tyr Val  
 405 410 415

Asn Lys His Ala Phe His Thr Pro Lys Phe Asp Arg Thr Ser Phe Arg  
 420 425 430

Asn Leu Lys Ala Met Pro Phe Phe Phe Tyr Asp Ser Ser Pro Cys Glu  
 435 440 445

Thr Ile Gln Leu Asp Gly Val Ala Gln Asp Leu Val Ser Leu Ala Thr  
 450 455 460

Lys Asp Cys Ile Thr Lys Cys Asn Ile Gly Gly Ala Val Cys Lys Lys  
 465 470 475 480

His Ala Gln Met Tyr Ala Asp Phe Val Thr Ser Tyr Asn Ala Ala Val  
 485 490 495

Thr Ala Gly Phe Thr Phe Trp Val Thr Asn Asn Phe Asn Pro Tyr Asn  
 500 505 510

Leu Trp Lys Ser Phe Ser Ala Leu Gln  
 515 520

<210> SEQ ID NO 8  
 <211> LENGTH: 338  
 <212> TYPE: PRT  
 <213> ORGANISM: Infectious bronchitis virus

<400> SEQUENCE: 8

Ser Ile Asp Asn Ile Ala Tyr Asn Met Tyr Lys Gly Gly His Tyr Asp  
 1 5 10 15

Ala Ile Ala Gly Glu Met Pro Thr Ile Val Thr Gly Asp Lys Val Phe  
 20 25 30

Val Ile Asp Gln Gly Val Glu Lys Ala Val Phe Phe Asn Gln Thr Ile  
 35 40 45

Leu Pro Thr Ser Val Ala Phe Glu Leu Tyr Ala Lys Arg Asn Ile Arg  
 50 55 60

Thr Leu Pro Asn Asn Arg Ile Leu Lys Gly Leu Gly Val Asp Val Thr  
 65 70 75 80

Asn Gly Phe Val Ile Trp Asp Tyr Thr Asn Gln Thr Pro Leu Tyr Arg  
 85 90 95

Asn Thr Val Lys Val Cys Ala Tyr Thr Asp Ile Glu Pro Asn Gly Leu  
 100 105 110

Ile Val Leu Tyr Asp Asp Arg Tyr Gly Asp Tyr Gln Ser Phe Leu Ala  
 115 120 125

Ala Asp Asn Ala Val Leu Val Ser Thr Gln Cys Tyr Lys Arg Tyr Ser  
 130 135 140

Tyr Val Glu Ile Pro Ser Asn Leu Leu Val Gln Asn Gly Ile Pro Leu  
 145 150 155 160

Lys Asp Gly Ala Asn Leu Tyr Val Tyr Lys Arg Val Asn Gly Ala Phe  
 165 170 175

Val Thr Leu Pro Asn Thr Leu Asn Thr Gln Gly Arg Ser Tyr Glu Thr  
 180 185 190

-continued

---

Phe Glu Pro Arg Ser Asp Val Glu Arg Asp Phe Leu Asp Met Ser Glu  
           195                                  200                                  205  
 Glu Ser Phe Val Glu Lys Tyr Gly Lys Glu Leu Gly Leu Gln His Ile  
           210                                  215                                  220  
 Leu Tyr Gly Glu Val Asp Lys Pro Gln Leu Gly Gly Leu His Thr Val  
           225                                  230                                  235                                  240  
 Ile Gly Met Cys Arg Leu Leu Arg Ala Asn Lys Leu Asn Ala Lys Ser  
                                   245                                  250                                  255  
 Val Thr Asn Ser Asp Ser Asp Val Met Gln Asn Tyr Phe Val Leu Ala  
                                   260                                  265                                  270  
 Asp Asn Gly Ser Tyr Lys Gln Val Cys Thr Val Val Asp Leu Leu Leu  
                                   275                                  280                                  285  
 Asp Asp Phe Leu Glu Leu Leu Arg Asn Ile Leu Lys Glu Tyr Gly Thr  
                                   290                                  295                                  300  
 Asn Lys Ser Lys Val Val Thr Val Ser Ile Asp Tyr His Ser Ile Asn  
                                   305                                  310                                  315                                  320  
 Phe Met Thr Trp Phe Glu Asp Gly Ile Ile Lys Thr Cys Tyr Pro Gln  
                                   325                                  330                                  335  
 Leu Gln

<210> SEQ ID NO 9  
 <211> LENGTH: 302  
 <212> TYPE: PRT  
 <213> ORGANISM: Infectious bronchitis virus

<400> SEQUENCE: 9

Ser Ala Trp Thr Cys Gly Tyr Asn Met Pro Glu Leu Tyr Lys Val Gln  
 1                  5                                  10                                  15  
 Asn Cys Val Met Glu Pro Cys Asn Ile Pro Asn Tyr Gly Val Gly Ile  
           20                                  25                                  30  
 Ala Leu Pro Ser Gly Ile Met Met Asn Val Ala Lys Tyr Thr Gln Leu  
           35                                  40                                  45  
 Cys Gln Tyr Leu Ser Lys Thr Thr Met Cys Val Pro His Asn Met Arg  
           50                                  55                                  60  
 Val Met His Phe Gly Ala Gly Ser Asp Lys Gly Val Ala Pro Gly Ser  
           65                                  70                                  75                                  80  
 Thr Val Leu Lys Gln Trp Leu Pro Glu Gly Thr Leu Leu Val Asp Asn  
                                   85                                  90                                  95  
 Asp Ile Val Asp Tyr Val Ser Asp Ala His Val Ser Val Leu Ser Asp  
                                   100                                  105                                  110  
 Cys Asn Lys Tyr Lys Thr Glu His Lys Phe Asp Leu Val Ile Ser Asp  
           115                                  120                                  125  
 Met Tyr Thr Asp Asn Asp Ser Lys Arg Lys His Glu Gly Val Ile Ala  
           130                                  135                                  140  
 Asn Asn Gly Asn Asp Asp Val Phe Ile Tyr Leu Ser Ser Phe Leu Arg  
           145                                  150                                  155                                  160  
 Asn Asn Leu Ala Leu Gly Gly Ser Phe Ala Val Lys Val Thr Glu Thr  
                                   165                                  170                                  175  
 Ser Trp His Glu Val Leu Tyr Asp Ile Ala Gln Asp Cys Ala Trp Trp  
                                   180                                  185                                  190  
 Thr Met Phe Cys Thr Ala Val Asn Ala Ser Ser Ser Glu Ala Phe Leu  
           195                                  200                                  205  
 Val Gly Val Asn Tyr Leu Gly Ala Ser Glu Lys Val Lys Val Ser Gly  
           210                                  215                                  220

-continued

---

Lys Thr Leu His Ala Asn Tyr Ile Phe Trp Arg Asn Cys Asn Tyr Leu  
 225 230 235 240

Gln Thr Ser Ala Tyr Ser Ile Phe Asp Val Ala Lys Phe Asp Leu Arg  
 245 250 255

Leu Lys Ala Thr Pro Val Val Asn Leu Lys Thr Glu Gln Lys Thr Asp  
 260 265 270

Leu Val Phe Asn Leu Ile Lys Cys Gly Lys Leu Leu Val Arg Asp Val  
 275 280 285

Gly Asn Thr Ser Phe Thr Ser Asp Ser Phe Val Cys Thr Met  
 290 295 300

<210> SEQ ID NO 10  
 <211> LENGTH: 145  
 <212> TYPE: PRT  
 <213> ORGANISM: Artificial Sequence  
 <220> FEATURE:  
 <223> OTHER INFORMATION: Mutated Nsp10 sequence

<400> SEQUENCE: 10

Ser Lys Gly His Glu Thr Glu Glu Val Asp Ala Val Gly Ile Leu Ser  
 1 5 10 15

Leu Cys Ser Phe Ala Val Asp Pro Ala Asp Thr Tyr Cys Lys Tyr Val  
 20 25 30

Ala Ala Gly Asn Gln Pro Leu Gly Asn Cys Val Lys Met Leu Thr Val  
 35 40 45

His Asn Gly Ser Gly Phe Ala Ile Thr Ser Lys Pro Ser Pro Thr Pro  
 50 55 60

Asp Gln Asp Ser Tyr Gly Gly Ala Ser Val Cys Leu Tyr Cys Arg Ala  
 65 70 75 80

His Ile Ala His Leu Gly Gly Ala Gly Asn Leu Asp Gly Arg Cys Gln  
 85 90 95

Phe Lys Gly Ser Phe Val Gln Ile Pro Thr Thr Glu Lys Asp Pro Val  
 100 105 110

Gly Phe Cys Leu Arg Asn Lys Val Cys Thr Val Cys Gln Cys Trp Ile  
 115 120 125

Gly Tyr Gly Cys Gln Cys Asp Ser Leu Arg Gln Pro Lys Pro Ser Val  
 130 135 140

Gln  
 145

<210> SEQ ID NO 11  
 <211> LENGTH: 521  
 <212> TYPE: PRT  
 <213> ORGANISM: Artificial Sequence  
 <220> FEATURE:  
 <223> OTHER INFORMATION: Mutated Nsp14 sequence

<400> SEQUENCE: 11

Gly Thr Gly Leu Phe Lys Ile Cys Asn Lys Glu Phe Ser Gly Val His  
 1 5 10 15

Pro Ala Tyr Ala Val Thr Thr Lys Ala Leu Ala Ala Thr Tyr Lys Val  
 20 25 30

Asn Asp Glu Leu Ala Ala Leu Val Asn Val Glu Ala Gly Ser Glu Ile  
 35 40 45

Thr Tyr Lys His Leu Ile Ser Leu Leu Gly Phe Lys Met Ser Val Asn  
 50 55 60

Val Glu Gly Cys His Asn Met Phe Ile Thr Arg Asp Glu Ala Ile Arg

-continued

| 65  |     | 70  |     |     |     | 75  |     |     |     | 80  |     |     |     |     |     |
|-----|-----|-----|-----|-----|-----|-----|-----|-----|-----|-----|-----|-----|-----|-----|-----|
| Asn | Val | Arg | Gly | Trp | Val | Gly | Phe | Asp | Val | Glu | Ala | Thr | His | Ala | Cys |
|     |     |     |     | 85  |     |     |     |     | 90  |     |     |     |     | 95  |     |
| Gly | Thr | Asn | Ile | Gly | Thr | Asn | Leu | Pro | Phe | Gln | Val | Gly | Phe | Ser | Thr |
|     |     | 100 |     |     |     |     |     | 105 |     |     |     |     |     | 110 |     |
| Gly | Ala | Asp | Phe | Val | Val | Thr | Pro | Glu | Gly | Leu | Val | Asp | Thr | Ser | Ile |
|     |     | 115 |     |     |     |     | 120 |     |     |     |     |     | 125 |     |     |
| Gly | Asn | Asn | Phe | Glu | Pro | Val | Asn | Ser | Lys | Ala | Pro | Pro | Gly | Glu | Gln |
|     | 130 |     |     |     |     | 135 |     |     |     |     | 140 |     |     |     |     |
| Phe | Asn | His | Leu | Arg | Ala | Leu | Phe | Lys | Ser | Ala | Lys | Pro | Trp | His | Val |
| 145 |     |     |     |     | 150 |     |     |     |     | 155 |     |     |     |     | 160 |
| Val | Arg | Pro | Arg | Ile | Val | Gln | Met | Leu | Ala | Asp | Asn | Leu | Cys | Asn | Val |
|     |     |     |     | 165 |     |     |     |     | 170 |     |     |     |     |     | 175 |
| Ser | Asp | Cys | Val | Val | Phe | Val | Thr | Trp | Cys | His | Gly | Leu | Glu | Leu | Thr |
|     |     |     | 180 |     |     |     |     | 185 |     |     |     |     |     | 190 |     |
| Thr | Leu | Arg | Tyr | Phe | Val | Lys | Ile | Gly | Lys | Asp | Gln | Val | Cys | Ser | Cys |
|     |     | 195 |     |     |     |     | 200 |     |     |     |     |     | 205 |     |     |
| Gly | Ser | Arg | Ala | Thr | Thr | Phe | Asn | Ser | His | Thr | Gln | Ala | Tyr | Ala | Cys |
|     | 210 |     |     |     |     | 215 |     |     |     |     | 220 |     |     |     |     |
| Trp | Lys | His | Cys | Leu | Gly | Phe | Asp | Phe | Val | Tyr | Asn | Pro | Leu | Leu | Val |
| 225 |     |     |     |     | 230 |     |     |     |     | 235 |     |     |     |     | 240 |
| Asp | Ile | Gln | Gln | Trp | Gly | Tyr | Ser | Gly | Asn | Leu | Gln | Phe | Asn | His | Asp |
|     |     |     |     | 245 |     |     |     |     | 250 |     |     |     |     |     | 255 |
| Leu | His | Cys | Asn | Val | His | Gly | His | Ala | His | Val | Ala | Ser | Ala | Asp | Ala |
|     |     |     | 260 |     |     |     |     | 265 |     |     |     |     |     | 270 |     |
| Ile | Met | Thr | Arg | Cys | Leu | Ala | Ile | Asn | Asn | Ala | Phe | Cys | Gln | Asp | Val |
|     |     | 275 |     |     |     |     | 280 |     |     |     |     |     | 285 |     |     |
| Asn | Trp | Asp | Leu | Thr | Tyr | Pro | His | Ile | Ala | Asn | Glu | Asp | Glu | Val | Asn |
|     | 290 |     |     |     |     | 295 |     |     |     |     | 300 |     |     |     |     |
| Ser | Ser | Cys | Arg | Tyr | Leu | Gln | Arg | Met | Tyr | Leu | Asn | Ala | Cys | Val | Asp |
| 305 |     |     |     |     | 310 |     |     |     |     | 315 |     |     |     |     | 320 |
| Ala | Leu | Lys | Val | Asn | Val | Val | Tyr | Asp | Ile | Gly | Asn | Pro | Lys | Gly | Ile |
|     |     |     |     | 325 |     |     |     |     | 330 |     |     |     |     |     | 335 |
| Lys | Cys | Val | Arg | Arg | Gly | Asp | Leu | Asn | Phe | Arg | Phe | Tyr | Asp | Lys | Asn |
|     |     |     | 340 |     |     |     |     | 345 |     |     |     |     |     | 350 |     |
| Pro | Ile | Val | Pro | Asn | Val | Lys | Gln | Phe | Glu | Tyr | Asp | Tyr | Asn | Gln | His |
|     |     | 355 |     |     |     |     | 360 |     |     |     |     |     |     | 365 |     |
| Lys | Asp | Lys | Phe | Ala | Asp | Gly | Leu | Cys | Met | Phe | Trp | Asn | Cys | Asn | Val |
|     | 370 |     |     |     |     | 375 |     |     |     |     | 380 |     |     |     |     |
| Asp | Cys | Tyr | Pro | Asp | Asn | Ser | Leu | Leu | Cys | Arg | Tyr | Asp | Thr | Arg | Asn |
| 385 |     |     |     |     | 390 |     |     |     |     | 395 |     |     |     |     | 400 |
| Leu | Ser | Val | Phe | Asn | Leu | Pro | Gly | Cys | Asn | Gly | Gly | Ser | Leu | Tyr | Val |
|     |     |     |     | 405 |     |     |     |     | 410 |     |     |     |     |     | 415 |
| Asn | Lys | His | Ala | Phe | His | Thr | Pro | Lys | Phe | Asp | Arg | Thr | Ser | Phe | Arg |
|     |     |     | 420 |     |     |     |     |     | 425 |     |     |     |     | 430 |     |
| Asn | Leu | Lys | Ala | Met | Pro | Phe | Phe | Phe | Tyr | Asp | Ser | Ser | Pro | Cys | Glu |
|     |     | 435 |     |     |     |     | 440 |     |     |     |     |     | 445 |     |     |
| Thr | Ile | Gln | Leu | Asp | Gly | Val | Ala | Gln | Asp | Leu | Val | Ser | Leu | Ala | Thr |
|     | 450 |     |     |     |     | 455 |     |     |     |     |     |     | 460 |     |     |
| Lys | Asp | Cys | Ile | Thr | Lys | Cys | Asn | Ile | Gly | Gly | Ala | Val | Cys | Lys | Lys |
| 465 |     |     |     |     | 470 |     |     |     |     | 475 |     |     |     |     | 480 |
| His | Ala | Gln | Met | Tyr | Ala | Asp | Phe | Val | Thr | Ser | Tyr | Asn | Ala | Ala | Val |
|     |     |     |     | 485 |     |     |     |     | 490 |     |     |     |     |     | 495 |

-continued

Thr Ala Gly Phe Thr Phe Trp Val Thr Asn Asn Phe Asn Pro Tyr Asn  
 500 505 510

Leu Trp Lys Ser Phe Ser Ala Leu Gln  
 515 520

<210> SEQ ID NO 12  
 <211> LENGTH: 338  
 <212> TYPE: PRT  
 <213> ORGANISM: Artificial Sequence  
 <220> FEATURE:  
 <223> OTHER INFORMATION: Mutated Nsp15 sequence

<400> SEQUENCE: 12

Ser Ile Asp Asn Ile Ala Tyr Asn Met Tyr Lys Gly Gly His Tyr Asp  
 1 5 10 15

Ala Ile Ala Gly Glu Met Pro Thr Ile Val Thr Gly Asp Lys Val Phe  
 20 25 30

Val Ile Asp Gln Gly Val Glu Lys Ala Val Phe Phe Asn Gln Thr Ile  
 35 40 45

Leu Pro Thr Ser Val Ala Phe Glu Leu Tyr Ala Lys Arg Asn Ile Arg  
 50 55 60

Thr Leu Pro Asn Asn Arg Ile Leu Lys Gly Leu Gly Val Asp Val Thr  
 65 70 75 80

Asn Gly Phe Val Ile Trp Asp Tyr Thr Asn Gln Thr Pro Leu Tyr Arg  
 85 90 95

Asn Thr Val Lys Val Cys Ala Tyr Thr Asp Ile Glu Pro Asn Gly Leu  
 100 105 110

Ile Val Leu Tyr Asp Asp Arg Tyr Gly Asp Tyr Gln Ser Phe Leu Ala  
 115 120 125

Ala Asp Asn Ala Val Leu Val Ser Thr Gln Cys Tyr Lys Arg Tyr Ser  
 130 135 140

Tyr Val Glu Ile Pro Ser Asn Leu Leu Val Gln Asn Gly Ile Pro Leu  
 145 150 155 160

Lys Asp Gly Ala Asn Leu Tyr Val Tyr Lys Arg Val Asn Gly Ala Phe  
 165 170 175

Val Thr Leu Pro Asn Thr Ile Asn Thr Gln Gly Arg Ser Tyr Glu Thr  
 180 185 190

Phe Glu Pro Arg Ser Asp Val Glu Arg Asp Phe Leu Asp Met Ser Glu  
 195 200 205

Glu Ser Phe Val Glu Lys Tyr Gly Lys Glu Leu Gly Leu Gln His Ile  
 210 215 220

Leu Tyr Gly Glu Val Asp Lys Pro Gln Leu Gly Gly Leu His Thr Val  
 225 230 235 240

Ile Gly Met Cys Arg Leu Leu Arg Ala Asn Lys Leu Asn Ala Lys Ser  
 245 250 255

Val Thr Asn Ser Asp Ser Asp Val Met Gln Asn Tyr Phe Val Leu Ala  
 260 265 270

Asp Asn Gly Ser Tyr Lys Gln Val Cys Thr Val Val Asp Leu Leu Leu  
 275 280 285

Asp Asp Phe Leu Glu Leu Leu Arg Asn Ile Leu Lys Glu Tyr Gly Thr  
 290 295 300

Asn Lys Ser Lys Val Val Thr Val Ser Ile Asp Tyr His Ser Ile Asn  
 305 310 315 320

Phe Met Thr Trp Phe Glu Asp Gly Ile Ile Lys Thr Cys Tyr Pro Gln  
 325 330 335

-continued

Leu Gln

&lt;210&gt; SEQ ID NO 13

&lt;211&gt; LENGTH: 302

&lt;212&gt; TYPE: PRT

&lt;213&gt; ORGANISM: Artificial Sequence

&lt;220&gt; FEATURE:

&lt;223&gt; OTHER INFORMATION: Mutated Nsp16 sequence

&lt;400&gt; SEQUENCE: 13

Ser Ala Trp Thr Cys Gly Tyr Asn Met Pro Glu Leu Tyr Lys Val Gln  
 1 5 10 15  
 Asn Cys Val Met Glu Pro Cys Asn Ile Pro Asn Tyr Gly Val Gly Ile  
 20 25 30  
 Ala Leu Pro Ser Gly Ile Met Met Asn Val Ala Lys Tyr Thr Gln Leu  
 35 40 45  
 Cys Gln Tyr Leu Ser Lys Thr Thr Met Cys Val Pro His Asn Met Arg  
 50 55 60  
 Val Met His Phe Gly Ala Gly Ser Asp Lys Gly Val Ala Pro Gly Ser  
 65 70 75 80  
 Thr Val Leu Lys Gln Trp Leu Pro Glu Gly Thr Leu Leu Val Asp Asn  
 85 90 95  
 Asp Ile Val Asp Tyr Val Ser Asp Ala His Val Ser Val Leu Ser Asp  
 100 105 110  
 Cys Asn Lys Tyr Lys Thr Glu His Lys Phe Asp Leu Val Ile Ser Asp  
 115 120 125  
 Met Tyr Thr Asp Asn Asp Ser Lys Arg Lys His Glu Gly Val Ile Ala  
 130 135 140  
 Asn Asn Gly Asn Asp Asp Val Phe Ile Tyr Leu Ser Ser Phe Leu Arg  
 145 150 155 160  
 Asn Asn Leu Ala Leu Gly Gly Ser Phe Ala Val Lys Val Thr Glu Thr  
 165 170 175  
 Ser Trp His Glu Val Leu Tyr Asp Ile Ala Gln Asp Cys Ala Trp Trp  
 180 185 190  
 Thr Met Phe Cys Thr Ala Val Asn Ala Ser Ser Ser Glu Ala Phe Leu  
 195 200 205  
 Ile Gly Val Asn Tyr Leu Gly Ala Ser Glu Lys Val Lys Val Ser Gly  
 210 215 220  
 Lys Thr Leu His Ala Asn Tyr Ile Phe Trp Arg Asn Cys Asn Tyr Leu  
 225 230 235 240  
 Gln Thr Ser Ala Tyr Ser Ile Phe Asp Val Ala Lys Phe Asp Leu Arg  
 245 250 255  
 Leu Lys Ala Thr Pro Val Val Asn Leu Lys Thr Glu Gln Lys Thr Asp  
 260 265 270  
 Leu Val Phe Asn Leu Ile Lys Cys Gly Lys Leu Leu Val Arg Asp Val  
 275 280 285  
 Gly Asn Thr Ser Phe Thr Ser Asp Ser Phe Val Cys Thr Met  
 290 295 300

The invention claimed is:

1. A live, attenuated coronavirus comprising a variant replicase gene encoding polypeptides comprising a mutation in one or both of non-structural protein(s) nsp-10 and nsp-14, wherein the variant replicase gene encodes a protein comprising an amino acid mutation of Pro to Leu at the position corresponding to position 85 of SEQ ID NO: 6, and/or wherein the variant replicase gene encodes a protein

60 comprising an amino acid mutation of Val to Leu at the position corresponding to position 393 of SEQ ID NO: 7.

2. The coronavirus according to claim 1 wherein the variant replicase gene encodes a protein comprising one or more amino acid mutations selected from:

65 an amino acid mutation of Leu to Ile at the position corresponding to position 183 of SEQ ID NO: 8; and



95

an amino acid mutation of Val to Ile at the position corresponding to position 209 of SEQ ID NO: 9.

3. The coronavirus according to claim 1 wherein the replicase gene encodes a protein comprising the amino acid mutations Val to Leu at the position corresponding to position 393 of SEQ ID NO: 7; Leu to Ile at the position corresponding to position 183 of SEQ ID NO: 8; and Val to Ile at the position corresponding to position 209 of SEQ ID NO: 9.

4. The coronavirus according to claim 1 wherein the replicase gene encodes a protein comprising the amino acid mutations Pro to Leu at the position corresponding to position 85 of SEQ ID NO: 6; Val to Leu at the position corresponding to position 393 of SEQ ID NO: 7; Leu to Ile at the position corresponding to position 183 of SEQ ID NO: 8; and Val to Ile at the position corresponding to position 209 of SEQ ID NO: 9.

5. The coronavirus according to claim 1 wherein the replicase gene comprises at least one nucleotide substitutions selected from:

C to Tat nucleotide position 12137; and

G to C at nucleotide position 18114;

compared to the sequence shown as SEQ ID NO: 1;

and optionally, comprises one or more nucleotide substitutions selected from T to A at nucleotide position 19047; and

G to A at nucleotide position 20139;

compared to the sequence shown as SEQ ID NO: 1.

6. The coronavirus according to claim 1 which is an infectious bronchitis virus (IBV).

7. The coronavirus according to claim 1 which is IBV M41.

8. The coronavirus according to claim 7, which comprises an S protein at least, part of which is from an IBV serotype other than M41.

9. The coronavirus according to claim 8, wherein the S1 subunit is from an IBV serotype other than M41.

10. The coronavirus according to claim 8, wherein the S protein is from an IBV serotype other than M41.

11. The coronavirus according to claim 1 which has reduced pathogenicity compared to a coronavirus expressing a corresponding wild-type replicase, wherein the virus is capable of replicating without being pathogenic to the embryo when administered to an embryonated egg.

96

12. A variant replicase gene as defined in claim 1.

13. A protein encoded by a variant coronavirus replicase gene according to claim 12.

14. A plasmid comprising a replicase gene according to claim 12.

15. A method for making the coronavirus according to claim 1 which comprises the following steps:

(i) transfecting a plasmid according to claim 14 into a host cell;

(ii) infecting the host cell with a recombining virus comprising the genome of a coronavirus strain with a replicase gene;

(iii) allowing homologous recombination to occur between the replicase gene sequences in the plasmid and the corresponding sequences in the recombining virus genome to produce a modified replicase gene; and

(iv) selecting for recombining virus comprising the modified replicase gene.

16. The method according to claim 15, wherein the recombining virus is a vaccinia virus.

17. The method according to claim 15 which also includes the step:

(v) recovering recombinant coronavirus comprising the modified replicase gene from the DNA from the recombining virus from step (iv).

18. A cell capable of producing a coronavirus according to claim 1.

19. A vaccine comprising a coronavirus according to claim 1 and a pharmaceutically acceptable carrier.

20. A method for treating and/or preventing a disease in a subject which comprises the step of administering a vaccine according to claim 19 to the subject.

21. The method of claim 20, wherein the disease is infectious bronchitis (IB).

22. The method according to claim 20 wherein the method of administration is selected from the group consisting of; eye drop administration, intranasal administration, drinking water administration, post-hatch injection and in ovo injection.

23. The method according to claim 21 wherein the administration is in ovo vaccination.

24. A method for producing a vaccine according to claim 19, which comprises the step of infecting a cell according to claim 18 with a coronavirus according to claim 1.

25. The coronavirus according to claim 1, further comprising a mutation in one or both of nsp-15 and nsp-16.

\* \* \* \* \*