

1250 Gal Pump Tank

Code: 1250P

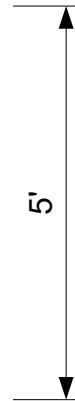
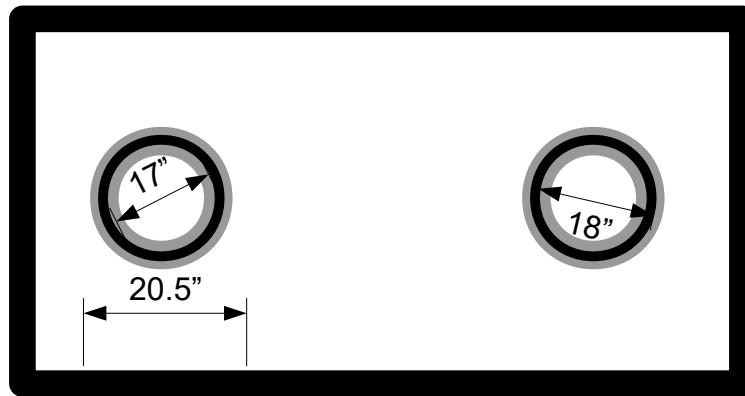
Sold By: Each

L: 10' W: 5' Depth: 5'8"

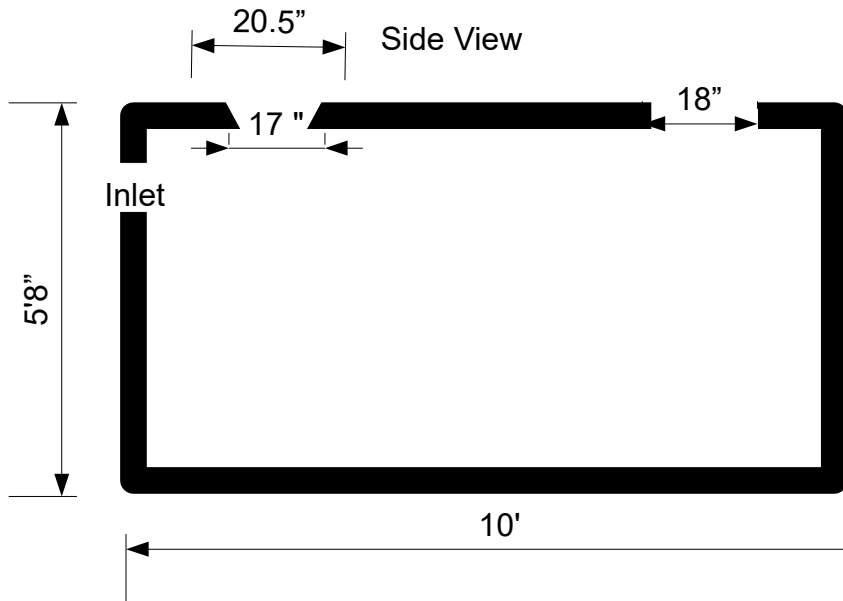
Weight: 12584 lbs (6.2 Tons)

MERRILL
Precast & Supply, Inc

Top View



Side View



Bottom of Tank to
center of Inlet =
4'10"
No Outlet on
Pump Tank

Wall 3"
Thick

Our durable concrete pump tanks are designed as single-compartment holding tanks for pumping water or wastewater. Featuring a single inlet opening and two top openings fitted with our concrete lids and PRTA compatibility, these tanks are ready to accept Orenco risers. Built for reliability and ease of use, our pump tanks provide a practical solution for residential and commercial pumping systems. For more details or assistance, give us a call.

Merrill Precast & Supply Inc

12619 Loma Rica Drive Grass Valley, Ca 95945

530-273-4605 office@merrillprecast.com