

# **NAOMI JEANETTE ROBINSON GROUP, INC.**

TOWING & CONSTRUCTION DEPARTMENT

USDOT# 3030152

3015 Cheyennes Trail

Gerrardstown, WV 25420

C. (202)907-7483

F. (301)559-6167

[njrtruckingllc@gmail.com](mailto:njrtruckingllc@gmail.com)

[www.njrtruckingllc.com](http://www.njrtruckingllc.com)

JIM JUSTICE, GOVERNOR

JOE MAUCHIN III, SECRETARY



STATE OF WEST VIRGINIA

DEPARTMENT OF BUSINESS AND PROFESSIONAL REGULATION CONSTRUCTION INDUSTRY  
LICENSING BOARD

**LICENSE NUMBER**

CPC05092003

The COMMERCIAL HEAVY AND GENERAL CONTRACTOR

Named below is CERTIFIED

Under the provisions of Chapter 489 FS

Expiration Date: Dec. 31, 2019

Robinson, Tariq  
NAOMI JEANETTE ROBINSON GROUP, INC.  
3015 Cheyennes Trail  
Gerrardstown, West Virginia 25420



ISSUED: 4/01/2018    DISPLAY AS REQUIRED BY LAW    SEQ# L1407070001082



**COMPANY PROFILE** (Be specific so we can properly list your company)

**Contact Name:**

Tariq Tony Robinson

**Title:**

Mr.

**Complete Company Name:**

Naomi Jeanette Robinson Group, Incorporated

**Address:**

3015 Cheyennes Trail

**City:**

Gerrardstown

**State / Province:**

West Virginia

**Postal Code:**

25420

**Phone:**

(202)907-7483

**Fax:**

(301)559-6167

**Email Address:**

njrtruckingllc800835104@gmail.com

**Web Address**


[www.njrtruckingllc.com](http://www.njrtruckingllc.com)

**Line of Business:**

- Clearing
- Excavation
- Grading
- Paving
- Demolition
- Concrete Work
- Landscape
- Snow Plowing & Removing
- Designing
- Towing & Recovery

**MARKET PROFILE** (Please indicate to whom you sell your product or service)

- General & Sub-Contractors / Builders / Developers \_\_\_\_\_\*
- Commercial & Industrial Firm / Government Agencies \_\_\_\_\_\*
- Real Estate Managers / Building Owners \_\_\_\_\_\*
- Distributors / Suppliers \_\_\_\_\_
- Home Owners (i.e. improvements) \_\_\_\_\_\*



**PROJECT PROFILE INFORMATION** (For contractors only / Describe recent *typical* jobs)

**Project Description:**

I have design 41 acres of land for residential use. It has recreation actives for all ages. A house that has pool on the roof. I have designed bridges and sports complex center submitted to Virginia Department of Transportation and the New York Yankees Organization

**Location of Project:**

Floral City, Florida / Tappahannock, Virginia / Bronx, New York

**Dollar Value of Total Project:**

- (A). Residential Property is a on-going project. Estimated at \$5,625,000.00 with current cost roughly at \$3 million
- (B). The Bridge was designed to connect Eastern Shore with Northern Neck to reduce truck traffic in the Hampton Roads The cost was exceeding \$900 million and over VDOT budget at the time.
- (C). The sport complex was estimate over \$750 million due to the Basketball Arena, Football Stadium, Baseball Stadium and Nascar Track and NHRA Drag strip VDOT wanted to put the basketball team in Hampton roads. It never passed the tax payers vote on the project.

**Dollar Value of Your Contract:**

I have contract with Unions and as a Sub-Contractors with Crisdel, Vollers, Sordoni, Torcon, Inc. as an employee of their establishment. I have not set a dollar amount on the job i will complete until the unions have a firm foundation on the type of employees they must do this type of work. I will only give a contract on what I can do with what employees I have. \$2 million max.

**Completion Date:**

- (A). The Residential Project was estimated for 6 months of work.
- (B). A bridge project takes 2 years to plan. Than another 3 years for approval. To build a bridge that is 15 miles will take 5 to 10 years planning on weather and wind.
- (C). The sports complex could be completed in 3 years if I had approval of an expansion team in Virginia. I could break ground and have the builder laying steel and concrete in 45 days max. Total time to build a sports complex will depend on the Mechanical contractor.

**Name The Regional Edition(s) For The Areas in Which You Do Business:**

- (A). Pennsylvania
- (B). Maryland
- (C). Delaware
- (D). Kentucky
- (E). Ohio
- (F). New York
- (G). New Jersey
- (H). Virginia
- (I). North Carolina
- (J). South Carolina
- (K). Georgia

- (L). Florida
- (M). West Virginia
- (N). Connecticut
- (O). Indiana
- (P). Tennessee
- (Q). District of Columbia

I will go as far west the Unions' allow me to work with professional employees that will work in a timely fashion



**COMMERCIAL**

**CLEARING:**  
\$300,000.00 Project Max  
**EXCAVATION:**  
\$300,000.00 Project Max  
**GRADING:**  
\$1,300,000.00 Project Max  
**MILLING:**  
\$1,900,000.00 Project Max  
**PAVING:**  
\$2,000,000.00 Project Max.  
**DEMOLITION:**  
\$2,000,000.00 Project Max  
**LANDSCAPE:**  
\$1,000,000.00 Project Max  
**CONCRETE:**  
\$2,000,000.00 Project Max  
**SAFETY:**  
\$3,000,000.00 Project Max  
**SNOW REMOVAL & PLOWING:**  
\$1,000,000.00 Contract Max.  
**TOWING & RECOVERY:**  
\$1,000,000.00 Contract Max.  
**PROJECT MAX. BID:**  
\$14,800,000.00 on Commerical Jobs.  
**WORKERS COMP. INSURANCE:**  
\$20,273.97 Payroll Daily Max.  
**TRANSPORTATION & HAULING:**  
\$40,547.94 Hauling Material Daily Max.  
**MATERIAL INSURANCE:**  
\$284,615.38 Material Weekly Pay Max.  
**EMPLOYEES TRAVEL EXPENSE:**  
\$33,000.00 Traveling Expense Monthly Max;..  
**EMPLOYEES LOGGING EXPENSE:**  
\$8,800.00 Logging Expense Monthly.  
**EMPLOYEES MEALS EXPENSE:**  
\$6,000.00 Meals Expense Monthly

**RESIDENTIAL**

**CLEARING:**  
\$200,000.00 Project Max  
**EXCAVATION:**  
\$200,000.00 Project Max  
**GRADING:**  
\$900,000.00 Project Max  
**MILLING:**  
\$1,000,000.00 Project Max  
**PAVING:**  
\$1,000,000.00 Project Max.  
**DEMOLITION:**  
\$1,000,000.00 Project Max  
**LANDSCAPE:**  
\$700,000.00 Project Max  
**CONCRETE:**  
\$1,000,000.00 Project Max  
**SAFETY:**  
\$1,000,000.00 Project Max  
**SNOW REMOVAL & PLOWING:**  
\$200,000.00 Contract Max.  
**TOWING & RECOVERY:**  
\$500,000.00 Contract Max.  
**PROJECT MAX. BID:**  
\$8,200,000.00 on Residential Jobs.  
**WORKERS COMP. INSURANCE:**  
\$11,232.87 Payroll Daily Max.  
**TRANSPORTATION & HAULING:**  
\$22,465.75 Hauling Material Daily Max.  
**MATERIAL INSURANCE:**  
\$157,260.25 Material Weekly Pay Max.  
**EMPLOYEES TRAVEL EXPENSE:**  
\$16,000.00 Traveling Expense Monthly Max.  
**EMPLOYEES LOGGING EXPENSE:**  
\$8,800.00 Logging Expense Monthly.  
**EMPLOYEES MEALS EXPENSE:**  
\$6,000.00 Meals Expense Monthly



**FOREMEN / SUPERINTENDENT / ACCOUNTANT:**

**NAME:** Tariq Robinson  
**AREAS OF WORK:**  
 Clearing  
 Excavation  
 Grading  
 Milling  
 Paving  
 Demolition  
 Landscaping  
 Concrete  
 Safety  
 Snow Removal & Plowing  
 Towing  
**LOCATION OF WORK:**  
 West Virginia  
 Virginia  
 Maryland  
 Delaware  
 Ohio  
 Pennsylvania  
 New Jersey  
 North Carolina  
 South Carolina  
 Georgia  
 Washington, DC  
 Kentucky


**TYPE OF WORK:**  
 Commercial  
 Residential  
 Construction  
 Landscaping


Towing (West Virginia)		
------------------------	--	--

## DAILY AVERAGES CONSTRUCTION EXPENSES

	LABOR	EQUIPMENT	FUEL & LUBE	MATERIAL	TOTAL
DEMOLITION	\$1,920.00	\$2,690.00	\$442.50	\$800.00	\$5,852.50
CLEARING	\$1,312.00	\$1,600.00	\$700.00	\$800.00	\$4,412.00
SURVEYING	\$600.00	\$400.00	\$102.00	\$400.00	\$1,502.00
PIPE LAYING	\$1,296.00	\$1,200.00	\$600.00	\$3,880.00	\$6,976.00
EXCAVATION	\$1,792.00	\$2,800.00	\$1,200.00	\$6,400.00	\$12,512.00
SUB-GRADING	\$1,096.00	\$2,000.00	\$700.00	\$1,200.00	\$4,996.00
FINISHED GRADING	\$1,984.00	\$3,200.00	\$1,380.00	\$51,200.00	\$59,108.00
PAVING (BASE ASPHALT)	\$3,640.00	\$4,000.00	\$1,675.00	\$180,000.00	\$189,315.00
PAVING (TOP ASPHALT)	\$3,640.00	\$4,000.00	\$1,675.00	\$165,280.00	\$174,595.00
CONCRETE LAYING	\$2,752.00	\$2,000.00	\$937.50	\$33,000.00	\$38,713.50
LANDSCAPING	\$2,032.00	\$1,600.00	\$790.00	\$1,920.00	\$6,342.00
SAFETY	\$1,968.00	\$1,600.00	\$590.00	\$800.00	\$4,958.00
MILLING	\$4,152.00	\$5,200.00	\$2,117.50	\$4,000.00	\$15,469.50
SNOW PLOWING & REMOVAL	\$2,040.00	\$2,800.00	\$1,085.00	\$1,000.00	\$6,925.00

<u>JOB 1</u>	<u>LABOR COST</u>	<u>MATERIAL COST</u>
<b>ESTIMATOR:</b> Tariq Tony Robinson 3015 Cheyennes Trail Gerrardstown, WV 25420 (202)907-7483 njrtruckingllc@gmail.com  <b>PROJECT:</b> Brick Pavers Job Length: <u>500</u> ' Job Width: <u>10</u> '  <b>CUSTOMER:</b> Charnella Rosentha 6700 Mallery Drive Lanham, MD 20706 (301)323-3114  <b>FOREMEN'S:</b>	LABORERS: # of Laborer's: <u>2</u> Cost: <u>\$2,900.00</u> CARPENTERS: # of Carpenter's: <u>0</u> Cost: <u>\$0.00</u> PLUMBERS: # of Plumber's: <u>0</u> Cost: <u>\$0.00</u> IRON WORKERS: # of Iron Worker's: <u>0</u> Cost: <u>\$0.00</u> TEAMSTERS: # of Teamster's: <u>1</u> Cost: <u>\$1,539.00</u> OPERATORS: # of Operator's: <u>2</u> Cost: <u>\$3,420.00</u>	ROAD STONES: # of tons: <u>0</u> Cost: <u>\$0.00</u> CLEAN STONES: # of tons: <u>0</u> Cost: <u>\$0.00</u> MULCH: # of cubic yards: <u>0</u> Cost: <u>\$0.00</u> SAND: # of tons: <u>111 (463 bags)</u> Cost: <u>\$1,796.44</u> CONCRETE: # of cubic yards: <u>0</u> Cost: <u>\$0.00</u> LUMBER: # of pieces: <u>0</u> Cost: <u>\$0.00</u>

<p>Tariq Tony Robinson</p> <p><b>PHASES:</b>  # of phases: <u>1</u>  Cost: <u>\$604,741.94</u></p> 	<p><b>INSPECTORS:</b>  # of Inspector's: <u>0</u>  Cost: <u>\$0.00</u></p>	<p><b>ASPHALT:</b>  # of tons: <u>0</u>  Cost: <u>\$0.00</u></p> <p><b>MILLINGS:</b>  # of tons: <u>0</u>  Cost: <u>\$0.00</u></p> <p><b>ROAD STONES:</b>  # of tons: <u>0</u>  Cost: <u>\$0.00</u></p> <p><b>CONCRETE BLOCKS:</b>  # of blocks: <u>0</u>  Cost: <u>\$0.00</u></p> <p><b>BRICK PAVERS</b>  # of pieces: <u>794 Pallets</u>  Cost: <u>\$588,354.00</u></p> <p><b>TRUCKS</b> (dump, trailers, mixers, etc.):  # of trucks: <u>2</u>  Cost: <u>\$5,600.00</u></p> <p><b>FUEL &amp; LUBE COST:</b>  Cost: <u>\$1,132.50</u></p>
--	--	---

JOB# 1 MATERIAL NEEDED	PRODUCT OVERVIEW	SPECIFICATION
 <p>Relic 6 in. x 1.63 in. x 6 in. Red Clay Paver  <sup>\$</sup>741<sup>00</sup> /pallet (unit load)  <b>STORE: Home Depot</b>  Model # 073612606  Internet #204297159</p>	<p>Pacific Clay's Garden products offer superior quality and charm with everlasting vibrant colors to your home garden. With a variety of colors and patterns that can be created to reflect contrast or unity. Our Garden Pavers will enhance both the quality and charm of your outdoor living space.</p> <ul style="list-style-type: none"> <li>• Pacific Clay product's garden pavers are hard and durable, low maintenance and long lasting</li> <li>• Pacific Clay's large family of pavers provide a wide range of colors, sizes and textures (wire cut and smooth) which can be matched in dimension and color or mixed in variegated patterns</li> <li>• Pacific Clay's relic pavers cover 63 sq. ft. per pallet</li> <li>• Pacific Clay's colors are produced from natural clays, color ranges are inherent in the product and should be sampled accordingly</li> <li>• 4 pieces per sq. ft.</li> </ul>	<p><b>Dimensions</b></p> <p>Actual Product Height (in.): <u>1.57</u>  Actual Product Length (in.): <u>6.00</u>  Actual Product Width (in.): <u>6.00</u>  Length (in.) x Width (in.): <u>6 x 6</u>  Nominal Product Height (mm.): <u>40</u>  Nominal Product Length (in.): <u>6</u>  Nominal Product Width (in.): <u>6</u></p> <p><b>Details</b></p> <p>Application: <u>Pathway, Patio, Pool</u>  Color Family: <u>Red</u>  Color/Finish: <u>Red</u>  Features:  <u>Biodegradable, Dual-Sided, Textured</u>  Landscape Supply Type: <u>Paver</u>  Material: <u>Clay</u>  Package Quantity: <u>252</u>  Packaging Type: <u>Pallet</u>  Paver Size: <u>Large</u>  Product Weight (lb.): <u>4.6 lb</u>  Returnable: <u>90-Day</u>  Shape: <u>Square</u>  Square Feet per Piece: <u>4</u>  Traffic Type: <u>Foot Only</u></p>



0.5 cu. ft. Leveling Sand

- Leveling sand for interlocking patio, pavers, edging and walls
- Can also be used as paver joint sand
- Aids with proper drainage and stability to patio projects

\$3<sup>88</sup> /each

**STORE HOME DEPOT**

Model # 98000

Internet #100343385

Store SKU #229279

Get this Pavestone 48 lb. Leveling Sand for up to 1 sq. ft. of coverage. You can use this leveling sand for interlocking pavers, flower bed edging, retaining walls and patio stones. With assembled dimensions of 15 in. W x 4 in. D x 8 in. H, you can also use the sand for paver leveling or as paver joint sand.

- Use as a leveling sand for interlocking pavers, flower bed edging, retaining walls and patio stones
- Use for paver leveling or as paver joint sand
- 48 lb. bag
- Covers up to 1 sq. ft.
- 15 in. W x 4 in. D x 8 in. H assembled dimensions
- Size and weight are approximate
- Note: product may vary by store

**Dimensions**

Coverage Area (sq. ft.): \_\_\_\_ 1

**Details**

Color Family: \_\_\_\_ Brown  
 Features: \_\_\_\_ No Additional Features  
 Landscape Supply Type: \_\_\_\_ Sand  
 Material: \_\_\_\_ Sand  
 Package Weight (lbs.): \_\_\_\_ 48  
 Product Weight (lb.): \_\_\_\_ 48lb



SAKRETE

PermaSand 40 lb. Paver Joint Sand

- Designed to harden and lock pavers into place
- Fills paver joints that are 1/4 in. - 3/4 in. in size
- Please review installation guide before applying

\$19<sup>97</sup> /each

**STORE HOME DEPOT**

Model # 65470004

Internet #202070568

Store SKU #262024

SAKRETE PermaSand is a joint locking material used in place of regular sand to stabilize pavers, stone or blocks. Made from a mixture of sand and special additives, it is designed to harden with moisture. Once hardened, it will resist joint wash-out, lock in paver sand and reduce weed growth.

California residents: see [Proposition 65 information](#)

- Sweep-in mixture designed to harden and lock joint sand into place
- Perfect for driveways, patios, walkways or any area with pavers
- Reduces weed growth
- Resists joint wash-out and insect penetration
- Open to foot traffic in 24 hours and light vehicular traffic in 72 hours
- Minimum width between pavers: 1/4 in.
- Maximum width between pavers: 1 1/2 in.
- Coverage: 30 sq. ft. to 45 sq. ft. (1/4 in. joint - 2 in. thick paver) - varies depending on size, shape and depth of paver
- Apply dry - binds firm when wet
- Please review installation guide before applying
- Process of watering is critical - failure to follow directions may result in staining
- Note: product availability may vary by store

**Dimensions**

Coverage Area (sq. ft.): \_\_\_\_ 30

**Details**

Color Family: \_\_\_\_ Beige  
 Features: \_\_\_\_ No Additional Features  
 Landscape Supply Type: \_\_\_\_ Sand  
 Material: \_\_\_\_ Sand  
 Package Weight (lbs.): \_\_\_\_ 41.8  
 Product Weight (lb.): \_\_\_\_ 40lb



ProFlex  
 No-Dig 60 ft. Landscape Edging Kit

- Easy installation with no digging required
- Made from 100% recycled materials
- Accommodates curves and straight sections with ease

\$34<sup>99</sup> /each

ProFlex No-Dig Edging is easy to install right out of the box; no straightening or heating in the sun required to make it flexible. ProFlex No-Dig Edging has a durable, straight-wall design. To install, place the edging in the desired shape and location. Hammer included anchoring spikes through the tabs on the edging. It is recommended to place the spikes a maximum of 40 in. apart. Then back fill with your desired bedding material. Everything is included to do a 60 ft. installation. Multiple sections can be linked together with the included connectors. When connecting end to end, place the included connector on the bed side and spike through connector and both end pieces. Additional spikes are available separately if desired. To cut edging, use clippers or a hand saw and cut an equal distance between two tabs. Always wear appropriate eye protection when cutting ProFlex No-Dig Edging.

- Absolutely no digging necessary for installation; installs quickly and easily
- Flexible and durable design makes aggressive curves and straight sections with ease; no hollow round beaded top and no heating in the sun to make flexible
- Can also be used as a paver edging for bracing rock, sidewalk bricks and patio pavers
- Everything included to do a 60 ft. installation
- Kit includes eighteen 8 in. spikes and three connectors made from recycled materials
- 100% recycled materials
- Can be cut to use for multiple landscape projects; use a hand saw or garden hand cutters and cut the wall in the desired length an equal distance between two anchoring tabs

**Dimensions**

Product Height (in.): \_\_\_\_\_ 1.5  
 Product Length (in.): \_\_\_\_\_ 60 ft  
 Product Width (in.): \_\_\_\_\_ 720 in

**Details**

Color Family: \_\_\_\_\_ Black  
 Color/Finish: \_\_\_\_\_ Edging and accessories are black.  
 Features: \_\_\_\_\_ No Additional Features  
 Included: \_\_\_\_\_ Hardware  
 Landscape Supply Type: \_\_\_\_\_ Edging  
 Material: \_\_\_\_\_ Polyethylene  
 Package Quantity: \_\_\_\_\_ 22  
 Product Weight (lb.): \_\_\_\_\_ 8.7 lb  
 Returnable: \_\_\_\_\_ 90-Day

**Warranty / Certifications**

Manufacturer Warranty  
 Limited Lifetime Warranty

EQUIPMENT	SPECIFICATIONS	TASK
-----------	----------------	------





**Year:** 2018  
**Manufacturer:** CATERPILLAR  
**Model:** D3K2 LGP  
**Condition:** Demo  
**Horsepower:** 80  
**Hours:** 89  
**ROPS:** Enclosed

**DESCRIPTION:**

Cat C4.4 ACERT Diesel Eng.;  
 80Hp;  
 25" Single Bar Grouser Pads;  
 79" Machine Width;  
 10' 3"w 6 Way VPAT Blade;  
 Grade Control;  
 EROPS/FOPS Cab;  
 HVAC;  
 Stereo;  
 Dual Joystick Controls,  
 Hydrostatic Trans.;  
 1F/1R Gear;  
 Max Speed Forward 5.6mph;  
 Max Speed Reverse 6.2mph

**JOB SUMMARY:**

JOB SQUARE FEET: 50,000 Sq. Feet  
 JOB SQUARE YARDS: 5,555.5 Sq. Yards  
 CUBIC YARDS REMOVED: 10.2 Cu. Yards (Dirt)  
 CUBIC YARDS NEEDED: 0  
 TONAGE REMOVED: 0  
 TONAGE NEEDED: 0

**PROJECT:**

Brick Pavers  
 Job Length: 500'  
 Job Width: 10'  
 Sand: 4"  
 Pallets (Pavers): 794  
 Sand (Tons): 111 Tons (463 bags)  
 Edging Kit: 17  
 Polymer Joint Sand: 1,667 Containers

**CUSTOMER:**

Charnella Rosentha  
 6700 Mallery Drive  
 Lanham, MD 20706  
 (301)323-3114

**TASK:**

To cut the road down 6" to grade 4" of sand to lay the brick pavers in place. Also uses to grade the landscape once the brick pavers are completed on both sides of the road.

**COMPLETION TIME:**

HOURS: 57.5  
 DAYS: 7.1  
 WEEKS: 1



**Year:** 2018  
**Manufacturer:** CATERPILLAR  
**Model:** 416E  
**Condition:** Demo  
**Hours:** 111  
**Drive:** 4 Wheel Drive  
**ROPS:** Enclosed

**DESCRIPTION:**

E-ROPS w/Air,  
 4x4,  
 97Hp,  
 Cat Diesel,  
 Ext-Hoe,  
 18' Digging Depth,  
 96" B.O.C.E. Bucket,  
 Rear 24" Tooth Bucket,  
 Rear Manual Coupler,  
 Rear Aux Hydraulics,  
 Good Rubber,

**JOB SUMMARY:**

JOB SQUARE FEET: 50,000 Sq. Feet  
 JOB SQUARE YARDS: 5,555.5 Sq. Yards  
 CUBIC YARDS REMOVED: 10.2 Cu. Yards (Dirt)  
 CUBIC YARDS NEEDED: 0  
 TONAGE REMOVED: 0  
 TONAGE NEEDED: 0

**PROJECT:**

Brick Pavers  
 Job Length: 500'  
 Job Width: 10'  
 Sand: 4"  
 Pallets (Pavers): 794  
 Sand (Tons): 111 Tons (463 bags)  
 Edging Kit: 17  
 Polymer Joint Sand: 1,667 Containers

**CUSTOMER:**

Charnella Rosentha  
 6700 Mallery Drive  
 Lanham, MD 20706  
 (301)323-3114

**TASK:**

To load excess dirt into dump truck to transport to yard. To move the pallet with brick pavers around for easy access when laying

**COMPLETION TIME:**

HOURS: 57.5  
 DAYS: 7.1  
 WEEKS: 1



**Year:** \_\_\_\_\_ 2018  
**Manufacturer:** \_\_\_\_\_ PETERBILT  
**Model:** \_\_\_\_\_ 389  
**Condition:** \_\_\_\_\_ New  
**Horsepower:** \_\_\_\_\_ 565  
**Engine Manufacturer:** \_\_\_\_\_ Cummins  
**Engine Type:** \_\_\_\_\_ X-15  
**Fuel Type:** \_\_\_\_\_ Diesel  
**Transmission:** \_\_\_\_\_ 18 Speed  
**Suspension:** \_\_\_\_\_ Low, Low Leaf Air all around  
**Number of Rear Axles:** \_\_\_\_\_ Tri  
**Color:** \_\_\_\_\_ CHROME YELLOW  
**Ratio:** \_\_\_\_\_ 3.73  
**Wheelbase:** \_\_\_\_\_ 254 in  
**Front Axle Weight:** \_\_\_\_\_ 20,000 lbs.  
**Rear Axle Weight:** \_\_\_\_\_ 46,000 lbs.  
**Length:** \_\_\_\_\_ 17 ft 6 in

**DESCRIPTION:**

TRI AXLE  
 20,000 LBS. FRONT AIR SUSPENSIONS  
 STERABLE PUSHER 46,000 REARS  
 LOW, LOW LEAF SUSPENSIONS  
 X15 CUMMINS  
 565 HP  
 18 SPEED TRANS  
 17'6" J/J HARD OX STEEL BODY WITH HIGH LIFT GATE

**JOB SUMMARY:**

JOB SQUARE FEET: \_\_\_\_\_ 50,000 Sq. Feet  
 JOB SQUARE YARDS: \_\_\_\_\_ 5,555.5 Sq. Yards  
 CUBIC YARDS REMOVED: \_\_\_\_\_ 10.2 Cu. Yards (Dirt)  
 CUBIC YARDS NEEDED: \_\_\_\_\_ 0  
 TONAGE REMOVED: \_\_\_\_\_ 0  
 TONAGE NEEDED: \_\_\_\_\_ 0

**PROJECT:**

Brick Pavers  
 Job Length: \_\_\_\_\_ 500'  
 Job Width: \_\_\_\_\_ 10'  
 Sand: \_\_\_\_\_ 4"  
 Pallets (Pavers): \_\_\_\_\_ 794  
 Sand (Tons): \_\_\_\_\_ 111 Tons (463 bags)  
 Edging Kit: \_\_\_\_\_ 17  
 Polymer Joint Sand: 1,667 Containers

**CUSTOMER:**

Charnella Rosentha  
 6700 Mallery Drive  
 Lanham, MD 20706  
 (301)323-3114

**TASK:**

To go to Home Depot in Hyattsville, MD and see Simone or John to be loaded with sand bags. Take the trailer Tag Trailer to be loaded with Brick Pavers. To take excess dirt to Tow and Construction yard to build a loading ramp.

**COMPLETION TIME:**

HOURS: \_\_\_\_\_ 57.5  
 DAYS: \_\_\_\_\_ 7.1  
 WEEKS: \_\_\_\_\_ 1



Bosch  
 1000 ft. Self-Leveling Rotary Laser Level with Layout Beam Complete Kit (7-Piece)

- Fast electronic self-leveling with disturbance monitor

**DESCRIPTION:**

**OVERVIEW:**  
 Protected Cage for Head Assembly - also provides access to quickly hand position the laser beam on a known point or work area. Full Selection of Beam Visibility Enhancements - such as variable speed selection, variable scan angles for maximum visibility in all light conditions. Fast Horizontal and Vertical Electronic Self-Leveling.

- 90° plumb and layout beam
- 2-large, easy to grip carrying handles
- Up to 50 hour battery life on 2 D cell batteries
- Robust construction with IP54 protection
- Kit includes (1) LR30 receiver, (1) full function remote control RC1, (1) wall mount, (1) tripod and 8 ft. grade rod, (1) pair of laser glasses, (1) magnetic target, (1) carrying case and (2) D batteries

**Details**

Batteries Included: \_\_\_\_\_ Yes  
 Battery Type Required: \_\_\_\_\_ Alkaline  
 Hand Tool Type: \_\_\_\_\_ Laser Level  
 Includes wireless remote control: \_\_\_\_\_ Yes  
 Indoor/Outdoor: \_\_\_\_\_ Indoor/Outdoor  
 LED Display: \_\_\_\_\_ No

**PROJECT:**

Brick Pavers  
 Job Length: \_\_\_\_\_ 500'  
 Job Width: \_\_\_\_\_ 10'  
 Sand: \_\_\_\_\_ 4"  
 Pallets (Pavers): \_\_\_\_\_ 794  
 Sand (Tons): \_\_\_\_\_ 111 Tons (463 bags)  
 Edging Kit: \_\_\_\_\_ 17  
 Polymer Joint Sand: 1,667 Containers

**CUSTOMER:**

Charnella Rosentha  
 6700 Mallery Drive  
 Lanham, MD 20706  
 (301)323-3114

**TASK:**

To set the grades from the garage to street with a 3% pitch to the street to ensure water does not run back into garage.

**COMPLETION TIME:**

HOURS: \_\_\_\_\_ 57.5  
 DAYS: \_\_\_\_\_ 7.1  
 WEEKS: \_\_\_\_\_ 1

- Accurate up to 1/8 in. at 100 ft. (horizontal and vertical)
- Includes accessory kit for one-person operation and batteries

\$667<sup>77</sup> /each

Number of Batteries Required: 2

**JOB SUMMARY:**

JOB SQUARE FEET: 50,000 Sq. Feet  
 JOB SQUARE YARDS: 5,555.5 Sq. Yards  
 CUBIC YARDS REMOVED: 10.2 Cu. Yards (Dirt)  
 CUBIC YARDS NEEDED: 0  
 TONAGE REMOVED: 0  
 TONAGE NEEDED: 0



Milwaukee  
 M18 FUEL 18-Volt Lithium-Ion Brushless Cordless 10 in. Dual Bevel Sliding Compound Miter Saw Kit W/(1) 9.0Ah Battery

- Each battery pack lasts 400 cuts before needed to be recharged
- One 9.0Ah Battery, 10in Blade, Charger Included
- Part of the M18 System, featuring over 150+ tools

\$499<sup>00</sup> /each

**DESCRIPTION:**

**OVERVIEW:**  
 The M18 FUEL™ 10 in. Dual Bevel Sliding Compound Miter saw was designed to meet the demanding needs of professional carpenters and remodelers. Delivering greater capacity than many corded 10 in. sliding miter saws and the POWERSTATE Brushless motor delivering corded cutting performance the 2734 provides users a solution to replace their corded miter saws. The REDLITHIUM HD9.0 battery pack delivers up to 400 cuts per charge making the saw capable of lasting an entire day on site with only one pack. Premium features like an adjustable stainless steel detent plate, cam locking miter system, easy access bevel adjustment lever and both a detent override lock and chop lock lever located on the front of the tool the M18 FUEL™ miter saw is designed for easy operation and repeatable, accurate cuts.

- 5-3/4 in. vertical capacity (base board against the fence)
- 2x12 horizontal capacity (laying flat at 90-degree)
- 5-1/4 in. vertical capacity nested crown
- Cam locking miter system with adjustable stainless steel miter detent plate and 11 detent locations
- Easy access dual bevel detent lever
- Shadow cut line indicator
- Dual bevel with 9 detents and easy access bevel lever
- Top and side carrying handles for maximum portability
- Detent override for easily setting miter locations outside of detents
- Up to 400 cuts per charge
- Tall sliding / removable fences to support large base and crown against the fence
- Easy access blade change
- M18 and M12 rapid charger charges packs up to 40% faster, reducing downtime and maximizing productivity; the charger accepts all M18 and M12 batteries, providing an upgrade for both systems
- Includes: 10 in. dual bevel sliding compound miter saw, blade wrench, carbide tipped Blade, Dust Bag, Clamp, REDLITHIUM High Demand 9.0ah Battery, M18 and M12 Rapid Charger

**PROJECT:**

Brick Pavers  
 Job Length: 500'  
 Job Width: 10'  
 Sand: 4"  
 Pallets (Pavers): 794  
 Sand (Tons): 111 Tons (463 bags)  
 Edging Kit: 17  
 Polymer Joint Sand: 1,667 Containers

**CUSTOMER:**


Charnella Rosentha  
 6700 Mallery Drive  
 Lanham, MD 20706  
 (301)323-3114

**TASK:**


To cut the brick pavers when needed  
 To cut the edging when needed.


**COMPLETION TIME:**

HOURS: 57.5  
 DAYS: 7.1  
 WEEKS: 1

	<p align="center"><b>JOB SUMMARY:</b></p> <p>JOB SQUARE FEET: <u>  </u> 50,000 Sq. Feet          JOB SQUARE YARDS: <u>  </u> 5,555.5 Sq. Yards          CUBIC YARDS REMOVED: <u>  </u> 10.2 Cu. Yards (Dirt)          CUBIC YARDS NEEDED: <u>  </u> 0          TONAGE REMOVED: <u>  </u> 0          TONAGE NEEDED: <u>  </u> 0</p>	
 <p>Outdoor Essentials          3 ft. Pine Grade Stake (50-Pack)</p> <ul style="list-style-type: none"> <li>• Durable wood landscape stakes</li> <li>• One sharpened end push into the ground without difficulty</li> <li>• Easily used for construction, surveying and gardens</li> </ul> <p>\$33<sup>07</sup> /package</p>	<p align="center"><b>DESCRIPTION:</b></p> <p>OVERVIEW:          These 3 ft. wood stakes are perfect for garden and construction projects. Use them to mark elevations when you're building. The stakes are an ideal height for staking plants and small trees. The untreated wood can be written on or painted. The pointed end is easy to drive into the ground. Stakes come in a convenient bulk package of 50.</p> <ul style="list-style-type: none"> <li>• Stakes made from untreated pine</li> <li>• Stakes have a natural finish</li> <li>• Stakes can be painted or stained</li> <li>• Includes 50 stakes in a pack</li> <li>• Chiseled point eases installation</li> </ul> <p align="center"><b>JOB SUMMARY:</b></p> <p>JOB SQUARE FEET: <u>  </u> 50,000 Sq. Feet          JOB SQUARE YARDS: <u>  </u> 5,555.5 Sq. Yards          CUBIC YARDS REMOVED: <u>  </u> 10.2 Cu. Yards (Dirt)          CUBIC YARDS NEEDED: <u>  </u> 0          TONAGE REMOVED: <u>  </u> 0          TONAGE NEEDED: <u>  </u> 0</p>	<p align="center"><b>PROJECT:</b></p> <p>Brick Pavers          Job Length: <u>      </u> 500'          Job Width: <u>      </u> 10'          Sand: <u>      </u> 4"          Pallets (Pavers): <u>      </u> 794          Sand (Tons): <u>  </u> 111 Tons (463 bags)          Edging Kit: <u>      </u> 17          Polymer Joint Sand: 1,667 Containers</p> <p align="center"><b>CUSTOMER:</b></p> <p>Charnella Rosentha          6700 Mallery Drive          Lanham, MD 20706          (301)323-3114</p> <p align="center"><b>TASK:</b></p> <p>To set grades on the stakes for the brick pavers.          To ensure the brick pavers are level across.</p> <p align="center"><b>COMPLETION TIME:</b></p> <p>HOURS: <u>      </u> 57.5          DAYS: <u>      </u> 7.1          WEEKS: <u>      </u> 1</p>

<u><b>JOB 2</b></u>	<u><b>LABOR COST</b></u>	<u><b>MATERIAL COST</b></u>
<p><b>ESTIMATOR:</b>            Tariq Tony Robinson            3015 Cheyennes Trail            Gerrardstown, WV 25420            (202)907-7483            njrtruckingllc@gmail.com</p> <p><b>PROJECT:</b>            Deck            Deck Length: <u>      </u> 50'</p>	<p>LABORERS:            # of Laborer's: <u>      </u> 2            Cost: <u>      </u> \$2,800.00</p> <p>CARPENTERS:            # of Carpenter's: <u>      </u> 1            Cost: <u>      </u> \$1,400.00</p> <p>ELECTRICIANS:            # of Electrician's: <u>      </u> 0            Cost: <u>      </u> \$0.00</p>	<p>ROAD STONES:            # of tons: <u>      </u> 0            Cost: <u>      </u> \$0.00</p> <p>CLEAN STONES:            # of tons: <u>      </u> 0            Cost: <u>      </u> \$0.00</p> <p>MULCH:            # of cubic yards: <u>      </u> 0            Cost: <u>      </u> \$0.00</p>

<p>Deck Width: <u>20'</u> Deck Height: <u>4'</u></p> <p><b>CUSTOMER:</b> Charnella Rosentha 6700 Mallery Drive Lanham, MD 20706 (301)323-3114</p> <p><b>FOREMEN'S:</b> Tariq Tony Robinson</p> <p><b>PHASES:</b> # of phases: <u>1</u> Cost: <u>\$23,563.31</u></p> 	<p><b>PAINTERS:</b> # of Painter's: <u>1</u> Cost: <u>\$1,400.00</u></p> <p><b>PLUMBERS:</b> # of Plumber's: <u>0</u> Cost: <u>\$0.00</u></p> <p><b>IRON WORKERS:</b> # of Iron Worker's: <u>0</u> Cost: <u>\$0.00</u></p> <p><b>TEAMSTERS:</b> # of Teamster's: <u>1</u> Cost: <u>\$1,512.00</u></p> <p><b>OPERATORS:</b> # of Operator's: <u>1</u> Cost: <u>\$1,680.00</u></p>	<p><b>SAND:</b> # of tons: <u>0</u> Cost: <u>\$0.00</u></p> <p><b>CONCRETE:</b> # of cubic yards: <u>8.2</u> Cost: <u>\$1,162.35</u></p> <p><b>LUMBER:</b> # of pieces: <u>392</u> Cost: <u>\$4,114.32</u></p> <p><b>ASPHALT:</b> # of tons: <u>0</u> Cost: <u>\$0.00</u></p> <p><b>MILLINGS:</b> # of tons: <u>0</u> Cost: <u>\$0.00</u></p> <p><b>ROAD STONES:</b> # of tons: <u>0</u> Cost: <u>\$0.00</u></p> <p><b>CONCRETE BLOCKS:</b> # of blocks: <u>0</u> Cost: <u>\$0.00</u></p> <p><b>BRICK PAVERS</b> # of pieces: <u>0</u> Cost: <u>\$0.00</u></p> <p><b>TRUCKS (dump, trailers, mixers, etc.):</b> # of trucks: <u>4</u> Cost: <u>\$2,800.00</u></p> <p><b>FUEL &amp; LUBE COST :</b> Cost: <u>\$1,600.00</u></p>
---	--	--

JOB# 2 MATERIAL NEEDED	PRODUCT OVERVIEW	SPECIFICATION
 <p><b>2 in. x 12 in. x 20 ft. Premium #2 and Better Douglas Fir Lumber</b></p> <ul style="list-style-type: none"> <li>Meets high grading standards for strength and appearance</li> <li>Easy to cut, fasten and paint, perfect for many building projects</li> <li>Renewable resource from environmentally managed forests</li> </ul> <p>\$25<sup>27</sup> /each</p> <p><b>STORE: Home Depot</b> Model # 714771</p>	<p>Every piece of 2 in. x 12 in. x 20 ft. Premium #2 and Better Douglas Fir Lumber meets high grading standards for strength and appearance, and is easy to cut, fasten and paint, making this the best choice for many building projects. This product is third-party certified, signifying sourcing from renewable and environmentally managed forests. California residents: see <a href="#">Proposition 65 information</a>.</p> <ul style="list-style-type: none"> <li>Manufactured from Douglas-fir, a dimensionally stable product known for its strength and excellent nail-holding capabilities</li> <li>Precision-graded for consistent appearance and minimal waste</li> <li>A square-edge appearance with minimal wane and warp for a bright and clean appearance</li> <li>1.5 in. x 11.25 in. x 20 ft.</li> <li>Perfect for framing, floor joists, wall panels, roof trusses and stair components</li> <li>Note: Product may vary by store.</li> <li><a href="#">Click to learn how to select the right lumber for your project</a></li> </ul>	<p><b>Dimensions</b></p> <p>Actual product Length (ft.): <u>20</u> Actual product thickness (in.): <u>1.5</u> Actual product width (in.): <u>11.25</u> Nominal Product Length (ft.): <u>20</u> Nominal Product Thickness (in.): <u>2</u> Nominal Product Width (in.): <u>12</u></p> <p><b>Details</b></p> <p>Fastener recommendation: <u>    </u> No Restrictions Features: <u>    </u> Paintable, Stainable Lumber Grade: <u>    </u> No. 2 &amp; Btr S4S Material: <u>    </u> Wood Moisture content: <u>    </u> Green Pressure Treated: <u>    </u> No Texture: <u>    </u> Smooth</p> <p><b>Warranty / Certifications</b> Manufacturer Warranty: <u>    </u> See store for details</p>

Internet #202094204  
Store SKU #714771



**SAKRETE**

12 in. x 48 in. Tube for Concrete

- Makes pouring concrete footings and posts easy
- Can be used for foundations, round columns and piers
- Inexpensive time-saver for a professional finish

\$12<sup>97</sup> /each

**STORE: Home Depot**

Model # 200077374  
Internet #100324386  
Store SKU #314636

The form tube is for one-time applications that reduce the cost of pouring footings, round columns and piers. Pour concrete directly into the cardboard concrete forms for a neat and easy form. Each form tube is made from a heavy-duty cardboard form designed to replace labor intensive wood forms.

- Designed for posts and pillars in above or below grade applications
- Moisture resistant to assure weather or ground conditions will not affect your pour
- Easy to cut, place and secure
- Made with convenient, lightweight fiber
- Note: sizes and amount of concrete needed may vary due to regional variations in form tube size widths
- Note: product may vary by store
- Number of concrete bags required:

**Dimensions**

Product Depth (in.): \_\_\_\_\_12  
Product Height (in.): \_\_\_\_\_12  
Product Length (in.): \_\_\_\_\_48

**Warranty / Certifications**

**Manufacturer Warranty**  
Manufacturer warrants this product shall be of merchantable quality when used or applied in accordance with the manufacturer's instructions. This product is not warranted as suitable for any purpose other than the purpose for which it is intended.



4 in. x 4 in. x 8 ft. #2 Ground Contact Pressure-Treated Southern Yellow Pine Timber

- 2X the protection compared to Above Ground treatment

This sturdy Pressure-Treated Timber #2 Southern Yellow Pine meets the highest grading standards for strength and appearance. Treated for protection from termites and rot, it is ideal for a variety of applications including decks, docks, ramps and other outdoor projects where lumber is exposed to the elements. Responsibly manufactured from renewable southern yellow pine, this lumber is both safe and environmentally friendly when used properly and can be painted to match any home or business exterior.

California residents: see [Proposition 65 information](#).

- Manufactured from southern yellow pine, a renewable resource, for an eco-friendly choice
- Pressure-treated for ground contact applications
- Uniform thickness, density and appearance with a smooth surface that can be painted for a customized look

**Dimensions**

Actual product Length (ft.): \_\_\_\_\_8  
Actual product thickness (in.): \_\_\_\_\_3.5  
Actual product width (in.): \_\_\_\_\_3.5  
Nominal Product Length (ft.): \_\_\_\_\_8  
Nominal Product Thickness (in.): \_\_\_\_\_4  
Nominal Product Width (in.): \_\_\_\_\_4  
Product Length (in.): \_\_\_\_\_96

**Details**

Chemical retention (lb./cu. ft.): \_\_\_\_\_0.15  
Contact Type Allowed: \_\_\_\_\_Ground Contact  
Fastener recommendation: \_\_\_\_\_hot dipped galvanized  
Features: \_\_\_\_\_Paintable, Stainable  
Lumber Grade: \_\_\_\_\_No. 2  
Lumber quality: \_\_\_\_\_No-prior  
Material: \_\_\_\_\_Wood  
Moisture content: \_\_\_\_\_Green  
Pressure treatment chemical: \_\_\_\_\_MCA - Micronized Copper Azole  
Texture: \_\_\_\_\_Smooth

- Treated for protection against fungal decay, rot and termites
- Ideal for decks, walkways, landscaping and other outdoor projects

\$10<sup>37</sup> /each

**STORE: Home Depot**

Model # 194354  
 Internet #205220341  
 Store SKU #256276

- Actual dimensions: 3.56 in. x 3.56 in. x 96 in.
- Lifetime limited residential warranty against rot and termites

**Warranty / Certifications**

Manufacturer Warranty: \_\_\_ See store for details



Decko Rail  
 6 ft. Pressure-Treated Cedar-Tone Pine Contour Lightning Deck Railing Kit

- Designed to work on horizontal and stair railings
- Pressure treated for durability and added stability
- Balusters offer a beautiful wrought iron look to any project

\$115<sup>00</sup> /each

**STORE: Home Depot**

Model # 188175  
 Internet #204991908  
 Store SKU #1000043816

The Lightning rail comes completely folded for ease of transportation and quickly racks for use as a horizontal rail or the custom angle of your stairs for a stair rail. The fast and easy installation of the 6 ft. Pre-assembled lightning rail is the perfect product for the do-it-yourselfer and the professional deck builder. Made of quality #1 southern yellow pine treated that is kiln dried after treatment (KDAT) and contour black aluminum balusters, your new stylish treated railing will be the talk of the neighborhood.

California residents: see [Proposition 65 information](#).

- Wood components are pressure-treated and color-infused to cedar-tone for long life and also kiln-dried after treatment for added stability
- Quickly and easily installs for horizontal and stair rail applications
- Contour aluminum balusters give the look of hand-forged wrought iron at a fraction of the cost
- Use with DeckoRail 2 in. x 4 in. rail brackets for a quick, strong and attractive connection to deck posts
- Add a 6 ft. wood cap rail to the top of the rail for a finished look

**Dimensions**

Picket spacing (in.): \_\_\_\_\_ 4  
 Product Depth (in.): \_\_\_\_\_ 1.375  
 Product Height (in.): \_\_\_\_\_ 32.75 in  
 Product Width (in.) : \_\_\_\_\_ 72 in

**Details**

Color Family: \_\_\_\_\_ Black  
 Features: \_\_\_\_\_ Paintable, Stainable  
 Includes: \_\_\_\_\_ No Additional Items Included  
 Interior/Exterior: \_\_\_\_\_ Exterior  
 Material: \_\_\_\_\_ Aluminum  
 Number of framing/post rails for panels: \_ 2  
 Number of picket/baluster rails for panels: \_ 15  
 Returnable: \_\_\_\_\_ 90-Day  
 Stair Part Type: \_\_\_\_\_ Preassembled Railing



**Weatherables**

38 in. Vinyl Tan Railing Post Sleeve Kit

- Premium quality vinyl (up to 50% stronger than the competition)
- Lifetime installation support
- Backed by Weatherables Superior Service Guarantee

\$27<sup>05</sup> /each

**STORE: Home Depot**

Model # WTR-POSTKIT-4X38

Internet #204707937

The Vanderbilt and Delray Railing Post Sleeve Kit include the necessary post cap and base trim. Simply slide over your existing treated 4 in. x 4 in. post. And remember to slide the skirt over the post sleeve before installing your railing. Use with the following products (WTR-THDV36-S8, WTR-THDV36-S6, WTR-THDV36-S8S, WTR-THDV36-S6S, WTR-THDV36-C8, WTR-THDV36-C6, WTR-THDV36-C8S, WTR-THDV36-C6S).

- Easy to install
- Low maintenance
- Must purchase 4 in. x 4 in. treated post separately, the post sleeve slides on treated 4 in. x 4 in. posts
- Available in white, tan and khaki

**Dimensions**

Product Depth (in.): \_\_\_\_\_ 4  
 Product Height (in.): \_\_\_\_\_ 38  
 Product Width (in.): \_\_\_\_\_ 4

**Details**

Accessory Type: \_\_\_\_\_ Post Wrap  
 Color/Finish: \_\_\_\_\_ Tan  
 Interior/Exterior: \_\_\_\_\_ Exterior  
 Material: \_\_\_\_\_ Vinyl  
 Returnable: \_\_\_\_\_ 90-Day  
 Stair Part Type: \_\_\_\_\_ Kit



**BEHR DECK plus**

5 gal. Base Semi-Transparent Waterproofing Wood Stain

- Protects exterior wood surfaces like decks, railings and fences
- Waterproof formula is also mildew and fade resistant
- Protective stain allows natural wood color and grain to show

\$125<sup>00</sup> /each

The BEHR Deck Plus 5 gal. Tint Base Semi-Transparent Waterproofing Wood Stain protects exterior wood surfaces while allowing the natural color and grain to show. It is ideal for application on decks, railings, shakes, shingles, siding, roofs, fences and furniture. The alkyd/acrylic formula provides a penetrating stain, yet still allows for an easy water cleanup.

California residents: see [Proposition 65 information](#) ↗

- Protects and beautifies properly prepared, exterior, unsealed wood surfaces, such as decks, railings, shakes, shingles, siding, roofs, fences and furniture
- Formulated for an application with a brush, roller or sprayer
- Alkyd/acrylic formula for a penetrating stain with easy water cleanup
- Waterproof to prolong the wood's natural beauty
- Resists mildew growth to maintain a pristine appearance
- Provides up to 300 sq. ft. of coverage

**Dimensions**

Container Size: \_\_\_\_\_ 5 GA-Gallon  
 Coverage Area (sq. ft.): \_\_\_\_\_ 300

**Details**

Application Method: \_\_Brush, Paint Sprayer, Roller  
 Coating Product Category: \_\_\_\_\_ Stain  
 Color Family: \_\_\_\_\_ Multi  
 Color/Finish: \_\_\_\_\_ Multi/Semi Transparent  
 Dry to touch (min.): \_\_\_\_\_ 60  
 Interior/Exterior: \_\_\_\_\_ Exterior  
 Paint/Stain Base Material: \_\_\_\_\_ Acrylic  
 Paint/Stain Clean Up: \_\_\_\_\_ Soap & Water  
 Paint/Stain Key Features: \_\_\_\_\_ Mildew Resistant, Tintable, UV/Fade Resistant, Waterproof  
 Paint/Stain/Waterproofer Product Type: \_\_\_\_\_ Deck, House & Concrete  
 Returnable: \_\_\_\_\_ Non-Returnable  
 Substrate/Surface Use Type: \_\_\_\_\_ Wood  
 Time before recoating (hours): \_\_\_\_\_ 2.0  
 Tinted / Base: \_\_\_\_\_ Base  
 Transparency: \_\_\_\_\_ Semi-Transparent

**Warranty / Certifications**




**STORE: Home Depot**

Model # 307705  
Internet #100128131  
Store SKU #334183

- Actual paint colors may vary from on-screen and printer representations
- Online Price includes Paint Care fee in the following states: CA, CO, CT, MN, OR, RI, VT
- [Which type of exterior paint is best for your home?](#)

Manufacturer Warranty: 3 years on decks 5 years fences & siding



OWT Ornamental Wood Ties  
5 in. Black Galvanized Butt Joint Wood to Wood  
Connector Plate (2-Pack)  
\$8<sup>99</sup> /each

**STORE: Home Depot**

Model # 56613  
Internet #203597877

When it comes to attaching timbers, posts, joists and beams Ornamental Wood Ties (OWT) are the ultimate statement of style and strength. OWT hardware produces strong connections as well as enhancement to your project design. With a wide range of connectors and components you can use your imagination to build a project that is uniquely your own. All OWT Wood Ties are made with ultra heavy gauge steel and hot dipped galvanized after fabrication. The parts are then finished with an exterior grade powder coating for complete protection from corrosion. This makes them suitable for harsh environments and contact with ACQ treated lumber. OWT hardware is commonly used to construct pergolas, arbors, pavilions or decks but with a little imagination you can build an endless number of projects with OWT. Although OWT is designed to perform in outdoor environments it is equally functional for interior projects. OWT has also been engineered to make installation faster and easier with industry leading features and attachment techniques. Unlike conventional wood post bases and brackets OWT does not require extra labor and materials to conceal them, saving time and money.

- Connector plate for butt joint
- Designed for connection material more than 5-1/2 in.
- Truss accents, lag bolts and hex cap nuts sold separately
- 3/16 in. T hot-dipped galvanized and power coated steel
- Includes: 2-butt joint plates

**Dimensions**

Product Depth (in.): 1 in  
Product Height (in.): 5  
Product Width (in.): 5.5

**Details**

Gauge: 6  
Material: Galvanized Steel  
Number of Pieces: 2  
Product Weight (lb.): 2.5lb  
Returnable: 90-Day

**Warranty / Certifications**

Manufacturer Warranty: Limited Lifetime  
Warranty



OWT Ornamental Wood Ties  
5 in. 90° Angle Flush Inside Galvanized Metal Structural  
Wood to Wood Support Connector (2 Per Box)  
\$13<sup>99</sup> /each

**STORE: Home Depot**

Model # 56615  
Internet #203597888

When it comes to attaching timbers, posts, joists and beams Ornamental Wood Ties (OWT) are the ultimate statement of style and strength. OWT hardware produces strong connections as well as enhancement to your project design. With a wide range of connectors and components you can use your imagination to build a project that is uniquely your own. All OWT wood ties are made with ultra heavy gauge steel and hot dipped galvanized after fabrication. The parts are then finished with an exterior grade powder coating for complete protection from corrosion. This makes them suitable for harsh environments and contact with ACQ treated lumber. OWT hardware is commonly used to construct pergolas, arbors, pavilions or decks but with a little imagination you can build an endless number of projects with OWT. Although OWT is designed to perform in outdoor environments it is equally functional for interior projects. OWT has also been engineered to make installation faster and easier with industry leading features and attachment techniques. Unlike conventional wood post bases and brackets OWT does not require extra labor and materials to conceal them, saving time and money.

- Connector plate for 90° inside joint
- Designed for connection material more than 5-1/2 in.
- Truss accents, lag bolts and hex cap nuts sold separately
- 3/16 in. T hot-dipped galvanized and power coated steel
- Includes: 2 flush inside 90° plates

**Dimensions**

Product Depth (in.): \_\_\_\_\_ 5  
Product Height (in.): \_\_\_\_\_ 5  
Product Width (in.): \_\_\_\_\_ 5

**Details**

Gauge: \_\_\_\_\_ 6  
Material: \_\_\_\_\_ Galvanized Steel  
Number of Pieces: \_\_\_\_\_ 2  
Product Weight (lb.): \_\_\_\_\_ 3lb  
Returnable: \_\_\_\_\_ 90-Day

**Warranty / Certifications**

Manufacturer Warranty: \_\_\_\_\_ Limited Lifetime Warranty



Simpson Strong-Tie  
LUS 2 in. x 10 in. Z-MAX Galvanized Double Shear Face  
Mount Joist Hanger

- Designed to provide support in tight spaces
- Constructed of 18-gauge steel for strength and durability

Joist hangers are designed to provide support underneath the joist, rafter or beam to provide a strong a connection. Simpson Strong-Tie offers a diverse line of hangers to handle almost any application with top flange, concealed flange and field skewable and slopeable options. LUS joist hangers provide a connection between a joist and header.

- Patented double-shear nailing design provides greater strength with fewer nails
- Speed prongs for fast and easy installation
- Angled joist nailing easier in tight spaces
- Do not bend or remove tabs
- Fits joist sizes: 2 in. x 10 in., 2 in. x 12 in., 2 in. x 14 in.
- Made from 18-Gauge steel
- Z-MAX galvanization offers extra corrosion resistance for exterior and treated-wood applications
- Install with 10d common nails or #9 x 2-1/2 in. strong-drive SD screws

**Dimensions**

Product Depth (in.): \_\_\_\_\_ 7.813  
Product Height (in.): \_\_\_\_\_ 2  
Product Width (in.): \_\_\_\_\_ 3.563

**Details**

Gauge: \_\_\_\_\_ 18  
Material: \_\_\_\_\_ Steel  
Number of Pieces: \_\_\_\_\_ 1  
Product Weight (lb.): \_\_\_\_\_ 0.424lb  
Returnable: \_\_\_\_\_ 90-Day

**Warranty / Certifications**

Manufacturer Warranty: \_\_\_\_\_ Yes

- Corrosion resistance makes it great for outdoor applications

\$1.71 / each  
 If you buy 50 or more  
 \$1.32 / each

**STORE: Home Depot**

Model # LUS210Z  
 Internet #100375106  
 Store SKU #865889  
 Store SO SKU #592854



**SAKRETE**  
 80 lb. Gray Concrete Mix

- Just add water
- For construction, repairs and DIY projects
- 1 bag yields .60 cubic feet with 4 qts (3.7 L) of water

\$4.50 / each  
 If you buy 84 or more  
 \$3.15 / each

**STORE: Home Depot**

Model # 65200390  
 Internet #100350291  
 Store SKU #533829

SAKRETE 80 lb. High Strength Concrete Mix is a high-quality mix designed to provide outstanding strength and durability. Made from a special blend of sand, coarse aggregate and cementitious materials, this concrete mix can be used for new construction or repairs where concrete thickness exceeds 2 in. (51 mm). Use it for constructing slabs, driveways, walkways, steps and more.

- Use for: driveways, patios, foundations walls and footings, curbs, stairs and structural applications requiring a small volume of concrete
- Also great for setting footings, pouring slabs and anchoring posts and poles
- Suitable for jobs that require at least 2 in. of concrete thickness
- Just add water
- High strength 4,000 psi
- Yield: .6 cu. ft.
- Exceeds ASTM spec C 387 compressive strength requirements
- [Learn more about concrete and cement here in our Buying Guide](#)
- Note: product availability may vary by store

**Dimensions**

Coverage Area (cu. ft.): \_\_\_\_\_ 0.6  
 Product Depth (in.): \_\_\_\_\_ 22  
 Product Height (in.): \_\_\_\_\_ 4.5  
 Product Length (in.): \_\_\_\_\_ 15

**Details**

Color Family: \_\_\_\_\_ Gray  
 Color/Finish: \_\_\_\_\_ Gray  
 Compression strength (psi): \_\_\_\_\_ 4000  
 Features: \_\_\_\_\_ Pre-Mixed, Stainable  
 Material: \_\_\_\_\_ Concrete  
 Mix Type: \_\_\_\_\_ All-Purpose  
 Overhead Use: \_\_\_\_\_ No  
 Product Weight (lb.): \_\_\_\_\_ 80lb  
 Use Location: \_\_\_\_\_ Floor, Wall  
 Working time (min.): \_\_\_\_\_ 45

**Warranty / Certifications**

Manufacturer Warranty: \_\_\_\_\_ 1 Year



WeatherShield

1 in. x 4 in. x 12 ft. Ground Contact

Pressure-Treated Board

- 2X the protection compared to Above Ground treatment
- Treated for protection against fungal decay, rot and termites
- Ideal for decks, walkways, landscaping and other outdoor projects

\$6<sup>88</sup> /each


**STORE: Home Depot**

Model # 253915

Internet #206973905

Store SKU #1001753958

Pressure-Treated Pine meets the highest grading standards for strength and appearance. Treated for protection against fungal decay, rot and termites, it is ideal for ground contact and a variety of general uses including exposed structures, sill plates, decks, docks, ramps and other outdoor applications. Responsibly manufactured from renewable southern yellow pine, this lumber is both safe and environmentally friendly when used as directed in appropriate applications.

California residents: see [Proposition 65 information](#) 

- Made of pine
- Ground Contact treated lumber can be used in both Above Ground and Ground Contact exterior applications
- Backed by a lifetime limited warranty against termite infestation and rot
- 1 in. x 4 in. x 12 ft.
- Must use Ground Contact pressure treated lumber where lumber is at risk for poor air circulation, less than six inches from the ground, or has poor or no water drainage below the structure
- Ground Contact treated lumber should be used in tropical climates or applications likely to have prolonged contact with vegetation or leaf litter
- Ideal for a variety of general uses including exposed structures, sill plates, decks, docks, ramps and other outdoor applications
- Uniform thickness, density and appearance for stable and long lasting performance
- Hot-dip galvanized fasteners are recommended
- Individual pieces of pressure treated lumber will reference Ground Contact on the end tag
- Note: product may vary by store

### Dimensions

Actual product Length (ft.): \_\_\_\_\_ 12  
Actual product thickness (in.): \_\_\_\_\_ 0.75  
Actual product width (in.): \_\_\_\_\_ 3.5  
Nominal Product Length (ft.): \_\_\_\_\_ 12  
Nominal Product Thickness (in.): \_\_\_\_\_ 1  
Nominal Product Width (in.): \_\_\_\_\_ 4



### Details

Chemical retention (lb./cu. ft. ): \_\_\_\_\_ 0.15  
Contact Type Allowed: \_\_\_\_\_ Ground Contact  
Fastener recommendation: \_\_\_\_\_ N/A  
Features: \_\_\_\_\_ Paintable, Stainable  
Lumber Grade: \_\_\_\_\_ Appearance Grade  
Material: \_\_\_\_\_ Wood  
Moisture content: \_\_\_\_\_ Green  
Pressure Treated: \_\_\_\_\_ Yes  
Pressure treatment chemical: \_\_\_\_\_ MCA - Micronized Copper Azole  
Texture: \_\_\_\_\_ Smooth

### Warranty / Certifications

Manufacturer Warranty: [See store for details](#)

EQUIPMENT	SPECIFICATIONS	TASK
 <p>CRANE YEAR: 2018  CRANE MANUFACTURER: Manitex  CRANE MODEL: TC500  TRACTOR YEAR: 2018  TRACTOR MANUFACTURER: Peterbilt  MODEL: 365  ENGINE MANUFACTURER: Cummins  ENGINE TYPE: X-15  HORSEPOWER: 505 HP  TRANSMISSION: 10-Speed Manual  SUSPENSION: Low Low Leaf (air bags all-around)  COLOR: White and Aluminum  RATIO: 3:73  WHEELBASE: 335"  FRONT AXLE WEIGHT: 20,000 lbs.  PUSHER LIFT AXLE WEIGHT: 20,000 lbs. (steerable)  REAR AXLE WEIGHT: 46,000 lbs.  LIFTING CAPACITY: 50-Tons</p>	<p><b>DESCRIPTION:</b>  Manitex TC50128, 50 US Tons, Riding Seat Crane, 128' Main Boom, 32' - 49' Offset Able Jib, A92.2 Aerial Lift Man basket Dual Rating, Front Bumper Stabilizer for 360° Load Chart, Radio Remotes for outriggers, Remote winch line for front tie down, Aux Diesel Heater, Heat, and A/C in crane Cab. 20K FA, 69K Tridem, 13,500K Tag Axle, Jake Brake, P/W, P/L, tilt &amp; telescope steering column, A/C BT Phone, AM/FM, WB, USB and MP3, Heated Mirrors, and Much More.</p> <p>Upper A/C Condition: Excellent, Upper A/C, Lower A/C Condition: Excellent, Lower A/C, Lower Heater, Horsepower: 500, Number of Rear Axles: Five, Max Main Boom Length: 1,536, Fuel Type: Diesel, Gross Vehicle Weight: 100,000, Upper Heater, Max Jib Length: 588, Mileage: 225, Number of Winches: 1, Number of Outriggers: 4, Outriggers, Transmission: 10-Speed Manual, Truck Manufacturer: PETERBILT, Truck Model: 365, Truck Year: 2018</p> <p><b>JOB SUMMARY:</b>  JOB SQUARE FEET: 1,000 Sq. Feet  JOB SQUARE YARDS: 111.1 Sq. Yards  CUBIC YARDS REMOVED: 0  CUBIC YARDS NEEDED: 0  TONAGE REMOVED: 0  TONAGE NEEDED: 0</p>	<p><b>PROJECT:</b>  Deck  Deck Length: 50'  Deck Width: 20'  Deck Height: 4'  Staircase Width: 4'  2"x12"x20' Lumber: 54  Concrete Tubes: 74  Deck Railing: 20  4"x4"x8' Post: 21  Deck Railing Post: 21  Wood Stain: 4 Containers  Wood Ties: 28  90° Angle Wood Support Connector: 74  Mount Joist Hanger: 28  Concrete: 8.2 Cu. Yards (221.4 Cu. Feet)  1"x4"x12' Lumber: 300</p> <p><b>CUSTOMER:</b>  Charnella Rosentha  6700 Mallery Drive  Lanham, MD 20706  (301)323-3114</p> <p><b>TASK:</b>  To lift the lumber in place while I used the nail gun to secure the lumber together. To lift the post to make level inside the concrete place inside the tube. To lift the bundle of 1"x4" lumber onto the deck for placement</p> <p><b>COMPLETION TIME:</b>  HOURS: 56  DAYS: 7  WEEKS: 1</p>
 <p>Year: 2018  Manufacturer: CATERPILLAR  Model: 303.5E 2CR  Condition: Demo  Hours: 75  ROPS: Enclosed</p>	<p><b>DESCRIPTION:</b>  RADIO, BUCKET, 36", 7.0 CFT, HD, 0P0800/146, BUCKET, 47", GRADING, 303.5E2 HYDRAULIC EXCAVATOR, CAB WITH AIR CONDITIONER, CONTROL: PATTERN CHANGER, COOLING: HIGH AMBIENT, BELT, SEAT, 3" RETRACTABLE, MIRROR, CAB, RIGHT, ALARM: TRAVEL, SEAT FABRIC HIGH BACK, STICK PKG LONG W/O 2ND AUX, LINES: BOOM, LINES: STICK, TRACK: RUBBER BELT, DRAIN: ECOLOGY, BLADE, 70", WELD-ON, SERIALIZED TECHNICAL MEDIA KIT, HEATER: JACKET WATER, LINES: QUICK COUPLER (LONG), GUARD: CAB, MIRROR, CAB, REAR, BUCKET, 24", 4.2 CFT, HD, BATTERY: DISCONNECT, COUPLER,PG,HYD,DUAL LOCK, KIT: HYD QC LINES 3 TON, THUMB,HYD + COUPLER,PG,MAN, 3T</p> <p><b>JOB SUMMARY:</b>  JOB SQUARE FEET: 1,000 Sq. Feet  JOB SQUARE YARDS: 111.1 Sq. Yards  CUBIC YARDS REMOVED: 0  CUBIC YARDS NEEDED: 0</p>	<p><b>PROJECT:</b>  Deck  Deck Length: 50'  Deck Width: 20'  Deck Height: 4'  Staircase Width: 4'  2"x12"x20' Lumber: 54  Concrete Tubes: 74  Deck Railing: 20  4"x4"x8' Post: 21  Deck Railing Post: 21  Wood Stain: 4 Containers  Wood Ties: 28  90° Angle Wood Support Connector: 74  Mount Joist Hanger: 28  Concrete: 8.2 Cu. Yards (221.4 Cu. Feet)  1"x4"x12' Lumber: 300</p> <p><b>CUSTOMER:</b>  Charnella Rosentha  6700 Mallery Drive  Lanham, MD 20706  (301)323-3114</p> <p><b>TASK:</b>  To level off the ground where the deck is to be build</p>

	<p>TONAGE REMOVED: ____0  TONAGE NEEDED: ____0</p>	<p>To dig down 3' with the auger attachment to place the tube in the ground</p> <p><b>COMPLETION TIME:</b>  HOURS: ____56  DAYS: ____7  WEEKS: ____1</p>
 <p><b>Year:</b> ____2018  <b>Manufacturer:</b> ____CATERPILLAR  <b>Model:</b> ____299D2 XHP  <b>Condition:</b> ____Demo  <b>Hours:</b> ____101  <b>ROPS:</b> ____Enclosed</p>	<p><b>DESCRIPTION:</b>  Cab, heat, A/C, two speed, high flow, back up camera, quick attach, runs and drives good, extra hydraulic cooler</p> <p><b>JOB SUMMARY:</b>  JOB SQUARE FEET: __1,000 Sq. Feet  JOB SQUARE YARDS: __111.1 Sq. Yards  CUBIC YARDS REMOVED: __0)  CUBIC YARDS NEEDED: __0  TONAGE REMOVED: ____0  TONAGE NEEDED: ____0</p>	<p><b>PROJECT:</b>  Deck  Deck Length: ____50'  Deck Width: ____20'  Deck Height: ____4'  Staircase Width: 4'  2"x12"x20' Lumber: ____54  Concrete Tubes: __74  Deck Railing: ____20  4"x4"x8' Post: __21  Deck Railing Post: ____21  Wood Stain: ____4 Containers  Wood Ties: ____28  90° Angle Wood Support Connector: 74  Mount Joist Hanger: ____28  Concrete: __8.2 Cu. Yards (221.4 Cu. Feet)  1"x4"x12' Lumber: ____300</p> <p><b>CUSTOMER:</b>  Charnella Rosentha  6700 Mallery Drive  Lanham, MD 20706  (301)323-3114</p> <p><b>TASK:</b>  To move pallets and bundle of lumber around.  To remove or bring dirt to level off the ground under the deck.</p> <p><b>COMPLETION TIME:</b>  HOURS: ____2.5  DAYS: ____0  WEEKS: ____0</p>
 <p><b>Year:</b> ____2018  <b>Manufacturer:</b> ____FREIGHTLINER  <b>Model:</b> ____114SD  <b>Condition:</b> ____Used  <b>Mileage:</b> ____10,790 mi  <b>Horsepower:</b> ____350</p>	<p><b>DESCRIPTION:</b>  McNeilus 10.5 Cubic Ft. Mixer! 7 In Stock!  Warranty &amp; Financing Available! Call Today For Full Specs! (Rep-Pic)</p> <p>A/C Condition: Excellent, Differential Lock, State DOT, Turbo</p> <p><b>JOB SUMMARY:</b>  JOB SQUARE FEET: __1,000 Sq. Feet  JOB SQUARE YARDS: __111.1 Sq. Yards  CUBIC YARDS REMOVED: __0)  CUBIC YARDS NEEDED: __0  TONAGE REMOVED: ____0  TONAGE NEEDED: ____0</p>	<p><b>PROJECT:</b>  Deck  Deck Length: ____50'  Deck Width: ____20'  Deck Height: ____4'  Staircase Width: 4'  2"x12"x20' Lumber: ____54  Concrete Tubes: __74  Deck Railing: ____20  4"x4"x8' Post: __21  Deck Railing Post: ____21  Wood Stain: ____4 Containers  Wood Ties: ____28  90° Angle Wood Support Connector: 74  Mount Joist Hanger: ____28  Concrete: __8.2 Cu. Yards (221.4 Cu. Feet)  1"x4"x12' Lumber: ____300</p> <p><b>CUSTOMER:</b>  Charnella Rosentha  6700 Mallery Drive  Lanham, MD 20706  (301)323-3114</p> <p><b>TASK:</b></p>

**Engine Manufacturer:** \_\_\_\_\_Detroit  
**Engine Type:** \_\_\_\_\_DD13  
**Fuel Type:** \_\_\_\_\_Diesel  
**Transmission:** \_\_\_\_\_10-Speed Manual  
**Suspension:** \_\_\_\_\_Hendrickson  
**Number of Rear Axles:** \_\_\_\_\_Tandem  
**Engine Brake:** \_\_\_\_\_Yes  
**Ratio:** \_\_\_\_\_4.89  
**Tires:** \_\_\_\_\_425/22.5/11R22.5  
**Wheels:** \_\_\_\_\_Aluminum/Steel  
**Wheelbase:** \_\_\_\_\_222 in  
**Gross Vehicle Weight:** \_\_\_\_\_66,000 lb  
**Front Axle Weight:** \_\_\_\_\_20,000 lb  
**Rear Axle Weight:** \_\_\_\_\_46,000 lb

To mix up the 8.2 cubic yards of concrete to be placed in the concrete pump truck for placement in the deck foundation

**COMPLETION TIME:**  
 HOURS: \_\_\_\_\_56  
 DAYS: \_\_\_\_\_7  
 WEEKS: \_\_\_\_\_1



Bosch  
 1000 ft. Self-Leveling Rotary Laser Level with Layout Beam Complete Kit (7-Piece)

- Fast electronic self-leveling with disturbance monitor
- Accurate up to 1/8 in. at 100 ft. (horizontal and vertical)
- Includes accessory kit for one-person operation and batteries

\$667<sup>77</sup> /each

**STORE: Home Depot**

Model # GRL300HVCK  
 Internet #203392600

**DESCRIPTION:**

**OVERVIEW:**  
 Protected Cage for Head Assembly - also provides access to quickly hand position the laser beam on a known point or work area. Full Selection of Beam Visibility Enhancements - such as variable speed selection, variable scan angles for maximum visibility in all light conditions. Fast Horizontal and Vertical Electronic Self-Leveling.

- 90° plumb and layout beam
- 2-large, easy to grip carrying handles
- Up to 50 hour battery life on 2 D cell batteries
- Robust construction with IP54 protection
- Kit includes (1) LR30 receiver, (1) full function remote control RC1, (1) wall mount, (1) tripod and 8 ft. grade rod, (1) pair of laser glasses, (1) magnetic target, (1) carrying case and (2) D batteries

**Details**

Batteries Included: \_\_\_\_\_Yes  
 Battery Type Required: \_\_\_\_\_Alkaline  
 Hand Tool Type: \_\_\_\_\_Laser Level  
 Includes wireless remote control: \_\_\_\_\_Yes  
 Indoor/Outdoor: \_\_\_\_\_Indoor/Outdoor  
 LED Display: \_\_\_\_\_No  
 Number of Batteries Required: \_\_\_\_\_2

**JOB SUMMARY:**

JOB SQUARE FEET: \_\_ 1,000 Sq. Feet  
 JOB SQUARE YARDS: \_\_ 111.1 Sq. Yards  
 CUBIC YARDS REMOVED: \_\_0  
 CUBIC YARDS NEEDED: \_\_0  
 TONAGE REMOVED: \_\_\_\_\_0  
 TONAGE NEEDED: \_\_\_\_\_0

**PROJECT:**

Deck  
 Deck Length: \_\_\_\_\_50'  
 Deck Width: \_\_\_\_\_20'  
 Deck Height: \_\_\_\_\_4'  
 Staircase Width: 4'  
 2"x12"x20' Lumber: \_\_\_\_\_54  
 Concrete Tubes: \_\_74  
 Deck Railing: \_\_\_\_\_20  
 4"x4"x8' Post: \_\_\_\_\_21  
 Deck Railing Post: \_\_\_\_\_21  
 Wood Stain: \_\_\_\_\_4 Containers  
 Wood Ties: \_\_\_\_\_28  
 90° Angle Wood Support Connector: 74  
 Mount Joist Hanger: \_\_\_\_\_28  
 Concrete: \_\_8.2 Cu. Yards (221.4 Cu. Feet)  
 1"x4"x12' Lumber: \_\_\_\_\_300

**CUSTOMER:**

Charnella Rosentha  
 6700 Mallery Drive  
 Lanham, MD 20706  
 (301)323-3114

**TASK:**

To make sure the deck is level.

**COMPLETION TIME:**

HOURS: \_\_\_\_\_56  
 DAYS: \_\_\_\_\_7  
 WEEKS: \_\_\_\_\_1



Milwaukee  
 M18 FUEL 18-Volt Lithium-Ion Brushless Cordless 10 in.  
 Dual Bevel Sliding Compound Miter Saw Kit W/(1) 9.0Ah  
 Battery

- Each battery pack lasts 400 cuts before needed to be recharged
- One 9.0Ah Battery, 10in Blade, Charger Included
- Part of the M18 System, featuring over 150+ tools

\$499<sup>00</sup> /each

**STORE: Home Depot**

Model # 2734-21HD  
 Internet #207178988  
 Store SKU #1001976429  
 Store SO SKU #1001852337

**DESCRIPTION:**

**OVERVIEW:**

The M18 FUEL™ 10 in. Dual Bevel Sliding Compound Miter saw was designed to meet the demanding needs of professional carpenters and remodelers. Delivering greater capacity than many corded 10 in. sliding miter saws and the POWERSTATE Brushless motor delivering corded cutting performance the 2734 provides users a solution to replace their corded miter saws. The REDLITHIUM HD9.0 battery pack delivers up to 400 cuts per charge making the saw capable of lasting an entire day on site with only one pack. Premium features like an adjustable stainless steel detent plate, cam locking miter system, easy access bevel adjustment lever and both a detent override lock and chop lock lever located on the front of the tool the M18 FUEL™ miter saw is designed for easy operation and repeatable, accurate cuts.

- 5-3/4 in. vertical capacity (base board against the fence)
- 2x12 horizontal capacity (laying flat at 90-degree)
- 5-1/4 in. vertical capacity nested crown
- Cam locking miter system with adjustable stainless steel miter detent plate and 11 detent locations
- Easy access dual bevel detent lever
- Shadow cut line indicator
- Dual bevel with 9 detents and easy access bevel lever
- Top and side carrying handles for maximum portability
- Detent override for easily setting miter locations outside of detents
- Up to 400 cuts per charge
- Tall sliding / removable fences to support large base and crown against the fence
- Easy access blade change
- M18 and M12 rapid charger charges packs up to 40% faster, reducing downtime and maximizing productivity; the charger accepts all M18 and M12 batteries, providing an upgrade for both systems
- Includes: 10 in. dual bevel sliding compound miter saw, blade wrench, carbide tipped Blade, Dust Bag, Clamp, REDLITHIUM High Demand 9.0ah Battery, M18 and M12 Rapid Charger

**JOB SUMMARY:**

JOB SQUARE FEET: \_\_ 1,000 Sq. Feet  
 JOB SQUARE YARDS: \_\_ 111.1 Sq. Yards  
 CUBIC YARDS REMOVED: \_\_ 0  
 CUBIC YARDS NEEDED: \_\_ 0  
 TONAGE REMOVED: \_\_ 0  
 TONAGE NEEDED: \_\_ 0

**PROJECT:**

Deck  
 Deck Length: \_\_\_\_ 50'  
 Deck Width: \_\_\_\_ 20'  
 Deck Height: \_\_\_\_ 4'  
 Staircase Width: 4'  
 2"x12"x20' Lumber: \_\_\_\_ 54  
 Concrete Tubes: \_\_\_\_ 74  
 Deck Railing: \_\_\_\_ 20  
 4"x4"x8' Post: \_\_\_\_ 21  
 Deck Railing Post: \_\_\_\_ 21  
 Wood Stain: \_\_\_\_ 4 Containers  
 Wood Ties: \_\_\_\_ 28  
 90° Angle Wood Support Connector: 74  
 Mount Joist Hanger: \_\_\_\_ 28  
 Concrete: \_\_ 8.2 Cu. Yards (221.4 Cu. Feet)  
 1"x4"x12' Lumber: \_\_\_\_ 300

**CUSTOMER:**

Charnella Rosentha  
 6700 Mallory Drive  
 Lanham, MD 20706  
 (301)323-3114

**TASK:**

To cut the lumber for the deck

**COMPLETION TIME:**

HOURS: \_\_\_\_ 56  
 DAYS: \_\_\_\_ 7  
 WEEKS: \_\_\_\_ 1





Honda  
3,000-Watt Super Quiet Gasoline Powered Electric Start  
Inverter Generator with Eco-Throttle and Oil Alert

- Inverter technology: super quiet, fuel efficient, clean power
- Long lasting power capable of up to 20 hrs. use on a single tank
- Excellent power source for RVs, camping, and basic home backup

\$1999<sup>00</sup> /each

**STORE: Home Depot**

Model # EU3000is  
Internet #206192156  
Store SKU #1001489982

**DESCRIPTION:**

Honda's advanced inverter technology provides 3,000-watt of extremely quiet and fuel-efficient power. The eu3000is can operate a wide variety of appliances, making it perfect for use at home or camping. Exceptionally efficient, it can run 7.2 to 20 hours on a single tankful of gasoline, depending on the load. It is also an excellent source of power for rvs (including 13,500 btu ac units) or a basic home backup power source.

- Popular model can operate a wide variety of appliances, including a furnace, fridge, microwave, TV, blenders, most 13,500 BTU RV AC units and much more
- Super quiet: so quiet, your neighbors will thank you; the EU3000is operates at 49 to 58 dB (A), which is less noise than a normal conversation; this makes it ideal for camping, RV power and any other activity that requires quiet operation
- Fuel efficient runs up to 20 hours on 3.4 Gal. of fuel: thanks to our exclusive eco-throttle, the EU3000 is offers great fuel efficiency, it runs 7.2 to 20 hours on a single tank, depending on the load, this makes it great for overnight power
- Advanced inverter technology - reliable power for computers and other sensitive equipment: Honda's inverter technology means stable, clean power in a smaller, lighter package; the precision of Honda's inverter technology ensures our inverter generators produce power that is as reliable as the power you get from your outlets at home
- Protected by oil alert: this protects the generator by shutting the engine off when low oil is detected
- EU3000is has a DC outlet for use when charging 12-Volt automotive type batteries, this requires an optional charging cord, (12-Volt - 8.0 Amp unregulated)
- 3-year residential and commercial warranty: you can rest easy, knowing your generator is covered from top to bottom for 3 full years
- Convenient electric starting: easy recoil starting is always available as a back up

**JOB SUMMARY:**

JOB SQUARE FEET:    1,000 Sq. Feet  
 JOB SQUARE YARDS:    111.1 Sq. Yards  
 CUBIC YARDS REMOVED:    0)  
 CUBIC YARDS NEEDED:    0  
 TONAGE REMOVED:    0  
 TONAGE NEEDED:    0

**PROJECT:**

Deck  
 Deck Length:    50'  
 Deck Width:    20'  
 Deck Height:    4'  
 Staircase Width: 4'  
 2"x12"x20' Lumber:    54  
 Concrete Tubes:    74  
 Deck Railing:    20  
 4"x4"x8' Post:    21  
 Deck Railing Post:    21  
 Wood Stain:    4 Containers  
 Wood Ties:    28  
 90° Angle Wood Support Connector: 74  
 Mount Joist Hanger:    28  
 Concrete:    8.2 Cu. Yards (221.4 Cu. Feet)  
 1"x4"x12' Lumber:    300

**CUSTOMER:**

Charnella Rosentha  
 6700 Mallery Drive  
 Lanham, MD 20706  
 (301)323-3114

**TASK:**

Used to supply electric to the portable air compressor.  
 Used in charging the cordless battery to the Miter Saw.

**COMPLETION TIME:**

HOURS:    56  
 DAYS:    7  
 WEEKS:    1



Porter-Cable  
6 Gal. 150 PSI Portable Electric Air Compressor, 16-Gauge Nailer, 18-Gauge Nailer and 3/8 in. Stapler Combo Kit (3-Tool)

- Includes oil-free 150 PSI max compressor
- Compressor is lightweight and portable at just 30 lbs.
- Includes 16-gauge and 18-gauge nailers, stapler, hose and nails

Was ~~\$269.00~~  
\$199<sup>00</sup> /each

**STORE: Home Depot**

Model # PCFP12234  
Internet #203471431  
Store SKU #1000017914

This Porter-Cable combo kit is ideal for framing and finish work, crafts, flooring and furniture. This combo kit includes the C2002 6 Gal. 150 PSI Air Compressor, FN250SB 16-Gauge 2-1/2 in. Finish Nailer, BN200SB 18-Gauge 2 in. Brad Nailer, TS056 3/8 in. Crown Stapler, fasteners for each tool, a belt hook and a 25 ft. hose. The air compressor features two regulated, factory-installed air couplers to easily support two users. Its body is made with steel for strength and has an upgraded shroud and console cover to protect its vital components. The compressor features an oil-free pump to eliminate the need for maintenance, and the tank is designed to operate at 150 max psi.

- 6 Gal. tank allows users to drive a large quantity of nails on a single tank charge
- Innovative shroud ensures better protection and portability
- 2.6 SCFM at 90 PSI enables quick compressor recovery time, per ISO1217
- Lightweight design allows compressor to be easily carried
- 150 PSI max lets users drive more nails than a traditional 135 max PSI compressor
- Compressor features a long-life, oil-free, maintenance-free pump for convenience
- 120-Volt electric unit enables compressor to run on standard household current
- 10 Amp current draw allows use of compressor with a 16-Gauge or heavier extension cord of 50 ft. or less
- 16-Gauge finish nailer uses standard 16-Gauge finish nails from 1 in. to 2-1/2 in. long
- 18-Gauge brad nailer uses standard 18-Gauge brad nails from 5/8 in. to 2 in. long
- 3/8 in. crown stapler drives heavy-duty 3/8 in. crown staples from 1/4 in. to 9/16 in. and also 18-Gauge brad nails from 1/2 in. to 5/8 in.
- Tool-free depth-of-drive adjustment with detents for proper setting of nail heads
- Tool-free jam release mechanism for easy nail removal
- Kit offers \$450 value compared to purchasing each item separately

**JOB SUMMARY:**

JOB SQUARE FEET:    1,000 Sq. Feet  
 JOB SQUARE YARDS:    111.1 Sq. Yards  
 CUBIC YARDS REMOVED:    0)  
 CUBIC YARDS NEEDED:    0  
 TONAGE REMOVED:    0  
 TONAGE NEEDED:    0

**PROJECT:**

Deck  
 Deck Length:    50'  
 Deck Width:    20'  
 Deck Height:    4'  
 Staircase Width: 4'  
 2"x12"x20' Lumber:    54  
 Concrete Tubes:    74  
 Deck Railing:    20  
 4"x4"x8' Post:    21  
 Deck Railing Post:    21  
 Wood Stain:    4 Containers  
 Wood Ties:    28  
 90° Angle Wood Support Connector: 74  
 Mount Joist Hanger:    28  
 Concrete:    8.2 Cu. Yards (221.4 Cu. Feet)  
 1"x4"x12' Lumber:    300

**CUSTOMER:**

Charnella Rosentha  
 6700 Mallery Drive  
 Lanham, MD 20706  
 (301)323-3114

**TASK:**

Used to supply air to the nail gun to build the deck.

**COMPLETION TIME:**

HOURS:    56  
 DAYS:    7  
 WEEKS:    1



Graco  
Magnum X7 Airless Paint Sprayer

- Can spray unthinned paint and a variety of other coatings
- Adjustable spray speed to suit whatever your project demands
- Great for indoor/outdoor DIY projects like fences, decks or sheds

\$399<sup>00</sup>

**STORE: Home Depot**

Model # 262805  
Internet #100634350  
Store SKU #524387  
Store SO SKU #685309

The Graco Project Series sprayers make it easy for avid DIY homeowners and handymen to power through small to midsize jobs with speed and finesse. DIY homeowners and handymen are equipped to save time and money with the Magnum X7. Tackle any indoor project, exterior homes, fences or decks.

- Fully adjustable pressure to give you ultimate control of paint flow for any project size
- Flexible suction tube allows you to spray directly from a 1 or 5 gal. paint bucket
- Can support up to 100 ft. of paint hose allowing you to spray second and third story homes
- Annual use recommendation is up to 125 gal. per year
- Supports up to a maximum tip size of 0.017 in.
- RAC IV SwitchTip allows you to reverse the tip when clogged to keep you spraying
- SG2 metal spray gun with in-handle filter blocks debris to prevent tip clogs
- PushPrime button for fast and reliable start-up
- Stainless steel piston pump allows you to spray paint unthinned at high pressure
- PowerFlush adapter connects to a garden hose for fast and easy cleaning
- Convenient cart allows you to easily move both the sprayer and paint around your project
- [Click here to learn more about paint sprayers](#)
- Includes SG2 metal spray gun, RAC IV 515 switch tip, 25 ft. Duraflex paint hose, pump armor storage fluid, PowerFlush adapter, quick start-up guide and operation manual

**PROJECT:**

Deck  
Deck Length: \_\_\_\_\_ 50'  
Deck Width: \_\_\_\_\_ 20'  
Deck Height: \_\_\_\_\_ 4'  
Staircase Width: 4'  
2"x12"x20' Lumber: \_\_\_\_\_ 54  
Concrete Tubes: \_\_\_\_\_ 74  
Deck Railing: \_\_\_\_\_ 20  
4"x4"x8' Post: \_\_\_\_\_ 21  
Deck Railing Post: \_\_\_\_\_ 21  
Wood Stain: \_\_\_\_\_ 4 Containers  
Wood Ties: \_\_\_\_\_ 28  
90° Angle Wood Support Connector: 74  
Mount Joist Hanger: \_\_\_\_\_ 28  
Concrete: \_\_\_\_\_ 8.2 Cu. Yards (221.4 Cu. Feet)  
1"x4"x12' Lumber: \_\_\_\_\_ 300

**CUSTOMER:**

Charnella Rosentha  
6700 Mallery Drive  
Lanham, MD 20706  
(301)323-3114

**TASK:**

Used to apply wood stain on deck.

**COMPLETION TIME:**

HOURS: \_\_\_\_\_ 56  
DAYS: \_\_\_\_\_ 7  
WEEKS: \_\_\_\_\_ 1

**JOB 3**

**ESTIMATOR:**

Tariq Tony Robinson  
3015 Cheyennes Trail  
Gerrardstown, WV 25420  
(202)907-7483  
njrtruckingllc@gmail.com

**PROJECT:**

Wood Sidewalk  
Sidewalk Length: \_\_\_\_\_ 50'  
Sidewalk Width: \_\_\_\_\_ 5'  
Sidewalk Height: \_\_\_\_\_ 12"

**CUSTOMER:**

Charnella Rosentha  
6700 Mallery Drive

**LABOR COST**

**LABORERS:**

# of Laborer's: \_\_\_\_\_ 2 \_\_\_\_\_  
Cost: \_\_\_\_\_ \$1,200.00 \_\_\_\_\_

**CARPENTERS:**

# of Carpenter's: \_\_\_\_\_ 1 \_\_\_\_\_  
Cost: \_\_\_\_\_ \$600.00 \_\_\_\_\_

**ELECTRICIANS:**

# of Electrician's: \_\_\_\_\_ 0 \_\_\_\_\_  
Cost: \_\_\_\_\_ \$0.00 \_\_\_\_\_

**PAINTERS:**

# of Painter's: \_\_\_\_\_ 1 \_\_\_\_\_  
Cost: \_\_\_\_\_ \$600.00 \_\_\_\_\_

**PLUMBERS:**

# of Plumber's: \_\_\_\_\_ 0 \_\_\_\_\_  
Cost: \_\_\_\_\_ \$0.00 \_\_\_\_\_

**MATERIAL COST**

**ROAD STONES:**

# of tons: \_\_\_\_\_ - \_\_\_\_\_  
Cost: \_\_\_\_\_ \$0.00 \_\_\_\_\_

**CLEAN STONES:**

# of tons: \_\_\_\_\_ 0 \_\_\_\_\_  
Cost: \_\_\_\_\_ \$0.00 \_\_\_\_\_

**MULCH:**


# of cubic yards: \_\_\_\_\_ 0 \_\_\_\_\_  
Cost: \_\_\_\_\_ \$0.00 \_\_\_\_\_



**SAND:**

# of tons: \_\_\_\_\_ 0 \_\_\_\_\_  
Cost: \_\_\_\_\_ \$0.00 \_\_\_\_\_

**CONCRETE:**

# of cubic yards: \_\_\_\_\_ 1.1 (2.7 Cu. Ft.) \_\_\_\_\_  
Cost: \_\_\_\_\_ \$20.25 \_\_\_\_\_

<p>Lanham, MD 20706 (301)323-3114</p> <p><b>FOREMEN'S:</b> Tariq Tony Robinson</p> <p><b>PHASES:</b> # of phases: <u>1</u> Cost: <u>\$10,844.72</u></p> 	<p><b>IRON WORKERS:</b> # of Iron Worker's: <u>0</u> Cost: <u>\$0.00</u></p> <p><b>TEAMSTERS:</b> # of Teamster's: <u>1</u> Cost: <u>\$648.00</u></p> <p><b>OPERATORS:</b> # of Operator's: <u>1</u> Cost: <u>\$720.00</u></p>	<p><b>LUMBER:</b> # of pieces: <u>95</u> Cost: <u>\$945.90</u></p> <p><b>ASPHALT:</b> # of tons: <u>0</u> Cost: <u>\$0.00</u></p> <p><b>MILLINGS:</b> # of tons: <u>0</u> Cost: <u>\$0.00</u></p> <p><b>ROAD STONES:</b> # of tons: <u>0</u> Cost: <u>\$0.00</u></p> <p><b>CONCRETE BLOCKS:</b> # of blocks: <u>0</u> Cost: <u>\$0.00</u></p> <p><b>BRICK PAVERS:</b> # of pieces: <u>0</u> Cost: <u>\$0.00</u></p> <p><b>TRUCKS</b> (dump, trailers, mixers, etc.): # of trucks: <u>4</u> Cost: <u>\$4,800.00</u></p> <p><b>FUEL &amp; LUBE :</b> Cost: <u>\$800.00</u></p>
--	--	--

<b>JOB# 3 MATERIAL NEEDED</b>	<b>PRODUCT OVERVIEW</b>	<b>SPECIFICATION</b>
 <p><b>2 in. x 12 in. x 20 ft. Premium #2 and Better Douglas Fir Lumber</b></p> <ul style="list-style-type: none"> <li>Meets high grading standards for strength and appearance</li> <li>Easy to cut, fasten and paint, perfect for many building projects</li> <li>Renewable resource from environmentally managed forests</li> </ul> <p>\$25<sup>27</sup> /each</p> <p><b>STORE: Home Depot</b></p> <p>Model # 714771 Internet #202094204 Store SKU #714771</p>	<p>Every piece of 2 in. x 12 in. x 20 ft. Premium #2 and Better Douglas Fir Lumber meets high grading standards for strength and appearance, and is easy to cut, fasten and paint, making this the best choice for many building projects. This product is third-party certified, signifying sourcing from renewable and environmentally managed forests. California residents: see <a href="#">Proposition 65 information</a> </p> <ul style="list-style-type: none"> <li>Manufactured from Douglas-fir, a dimensionally stable product known for its strength and excellent nail-holding capabilities</li> <li>Precision-graded for consistent appearance and minimal waste</li> <li>A square-edge appearance with minimal wane and warp for a bright and clean appearance</li> <li>1.5 in. x 11.25 in. x 20 ft.</li> <li>Perfect for framing, floor joists, wall panels, roof trusses and stair components</li> <li>Note: Product may vary by store.</li> <li><a href="#">Click to learn how to select the right lumber for your project</a></li> </ul>	<p><b>Dimensions</b></p> <p>Actual product Length (ft.): <u>20</u> Actual product thickness (in.): <u>1.5</u> Actual product width (in.): <u>11.25</u> Nominal Product Length (ft.): <u>20</u> Nominal Product Thickness (in.): <u>2</u> Nominal Product Width (in.): <u>12</u></p> <p><b>Details</b></p> <p>Fastener recommendation: <u>    </u> No Restrictions Features: <u>    </u> Paintable, Stainable Lumber Grade: <u>    </u> No. 2 &amp; Btr S4S Material: <u>    </u> Wood Moisture content: <u>    </u> Green Pressure Treated: <u>    </u> No Texture: <u>    </u> Smooth</p> <p><b>Warranty / Certifications</b></p> <p>Manufacturer Warranty: <u>    </u> See store for details</p>



**SAKRETE**

12 in. x 48 in. Tube for Concrete

- Makes pouring concrete footings and posts easy
- Can be used for foundations, round columns and piers
- Inexpensive time-saver for a professional finish

\$12<sup>97</sup> /each

**STORE: Home Depot**

Model # 200077374  
 Internet #100324386  
 Store SKU #314636

The form tube is for one-time applications that reduce the cost of pouring footings, round columns and piers. Pour concrete directly into the cardboard concrete forms for a neat and easy form. Each form tube is made from a heavy-duty cardboard form designed to replace labor intensive wood forms.

- Designed for posts and pillars in above or below grade applications
- Moisture resistant to assure weather or ground conditions will not affect your pour
- Easy to cut, place and secure
- Made with convenient, lightweight fiber
- Note: sizes and amount of concrete needed may vary due to regional variations in form tube size widths
- Note: product may vary by store
- Number of concrete bags required:

**Dimensions**

Product Depth (in.): \_\_\_\_\_ 12  
 Product Height (in.): \_\_\_\_\_ 12  
 Product Length (in.): \_\_\_\_\_ 48

**Warranty / Certifications**

**Manufacturer Warranty**  
 Manufacturer warrants this product shall be of merchantable quality when used or applied in accordance with the manufacturer's instructions. This product is not warranted as suitable for any purpose other than the purpose for which it is intended.



4 in. x 4 in. x 8 ft. #2 Ground Contact Pressure-Treated Southern Yellow Pine Timber

- 2X the protection compared to Above Ground treatment
- Treated for protection against fungal decay, rot and termites
- Ideal for decks, walkways, landscaping and other outdoor projects

This sturdy Pressure-Treated Timber #2 Southern Yellow Pine meets the highest grading standards for strength and appearance. Treated for protection from termites and rot, it is ideal for a variety of applications including decks, docks, ramps and other outdoor projects where lumber is exposed to the elements. Responsibly manufactured from renewable southern yellow pine, this lumber is both safe and environmentally friendly when used properly and can be painted to match any home or business exterior.

California residents: see [Proposition 65 information](#) ↗

- Manufactured from southern yellow pine, a renewable resource, for an eco-friendly choice
- Pressure-treated for ground contact applications
- Uniform thickness, density and appearance with a smooth surface that can be painted for a customized look
- Actual dimensions: 3.56 in. x 3.56 in. x 96 in.

**Dimensions**

Actual product Length (ft.): \_\_\_\_\_ 8  
 Actual product thickness (in.): \_\_\_\_\_ 3.5  
 Actual product width (in.): \_\_\_\_\_ 3.5  
 Nominal Product Length (ft.): \_\_\_\_\_ 8  
 Nominal Product Thickness (in.): \_\_\_\_\_ 4  
 Nominal Product Width (in.): \_\_\_\_\_ 4  
 Product Length (in.): \_\_\_\_\_ 96

**Details**

Chemical retention (lb./cu. ft. ): \_\_\_\_\_ 0.15  
 Contact Type Allowed: \_\_\_\_\_ Ground Contact  
 Fastener recommendation: \_\_\_\_\_ hot dipped galvanized  
 Features: \_\_\_\_\_ Paintable, Stainable  
 Lumber Grade: \_\_\_\_\_ No. 2  
 Lumber quality: \_\_\_\_\_ No-prior  
 Material: \_\_\_\_\_ Wood  
 Moisture content: \_\_\_\_\_ Green  
 Pressure treatment chemical: \_\_\_\_\_ MCA - Micronized Copper Azole  
 Texture: \_\_\_\_\_ Smooth

**Warranty / Certifications**

\$10<sup>37</sup> /each

**STORE: Home Depot**

Model # 194354  
Internet #205220341  
Store SKU #256276

- Lifetime limited residential warranty against rot and termites

Manufacturer Warranty: \_\_\_ See store for details



BEHR DECK plus  
5 gal. Base Semi-Transparent Waterproofing Wood Stain

- Protects exterior wood surfaces like decks, railings and fences
- Waterproof formula is also mildew and fade resistant
- Protective stain allows natural wood color and grain to show

\$125<sup>00</sup> /each

**STORE: Home Depot**

Model # 307705  
Internet #100128131  
Store SKU #334183

The BEHR Deck Plus 5 gal. Tint Base Semi-Transparent Waterproofing Wood Stain protects exterior wood surfaces while allowing the natural color and grain to show. It is ideal for application on decks, railings, shakes, shingles, siding, roofs, fences and furniture. The alkyd/acrylic formula provides a penetrating stain, yet still allows for an easy water cleanup.

California residents: see [Proposition 65 information](#) ↗

- Protects and beautifies properly prepared, exterior, unsealed wood surfaces, such as decks, railings, shakes, shingles, siding, roofs, fences and furniture
- Formulated for an application with a brush, roller or sprayer
- Alkyd/acrylic formula for a penetrating stain with easy water cleanup
- Waterproof to prolong the wood's natural beauty
- Resists mildew growth to maintain a pristine appearance
- Provides up to 300 sq. ft. of coverage
- Actual paint colors may vary from on-screen and printer representations
- Online Price includes Paint Care fee in the following states: CA, CO, CT, MN, OR, RI, VT
- Which type of exterior paint is best for your home?

**Dimensions**


Container Size: \_\_\_\_\_ 5 GA-Gallon  
Coverage Area (sq. ft.): \_\_\_\_\_ 300

**Details**

Application Method: \_\_ Brush, Paint Sprayer, Roller  
 Coating Product Category: \_\_\_\_\_ Stain  
 Color Family: \_\_\_\_\_ Multi  
 Color/Finish: \_\_\_\_\_ Multi/Semi Transparent  
 Dry to touch (min.): \_\_\_\_\_ 60  
 Interior/Exterior: \_\_\_\_\_ Exterior  
 Paint/Stain Base Material: \_\_\_\_\_ Acrylic  
 Paint/Stain Clean Up: \_\_\_\_\_ Soap & Water  
 Paint/Stain Key Features: \_\_\_\_\_ Mildew Resistant, Tintable, UV/Fade Resistant, Waterproof  
 Paint/Stain/Waterproofer Product Type: \_\_\_\_\_ Deck, House & Concrete  
 Returnable: \_\_\_\_\_ Non-Returnable  
 Substrate/Surface Use Type: \_\_\_\_\_ Wood  
 Time before recoating (hours): \_\_\_\_\_ 2.0  
 Tinted / Base: \_\_\_\_\_ Base  
 Transparency: \_\_\_\_\_ Semi-Transparent

**Warranty / Certifications**

Manufacturer Warranty: \_\_\_ 3 years on decks 5 years fences & siding



OWT Ornamental Wood Ties  
5 in. Black Galvanized Butt Joint Wood to Wood  
Connector Plate (2-Pack)  
\$8<sup>99</sup> /each

**STORE: Home Depot**

Model # 56613  
Internet #203597877

When it comes to attaching timbers, posts, joists and beams Ornamental Wood Ties (OWT) are the ultimate statement of style and strength. OWT hardware produces strong connections as well as enhancement to your project design. With a wide range of connectors and components you can use your imagination to build a project that is uniquely your own. All OWT Wood Ties are made with ultra heavy gauge steel and hot dipped galvanized after fabrication. The parts are then finished with an exterior grade powder coating for complete protection from corrosion. This makes them suitable for harsh environments and contact with ACQ treated lumber. OWT hardware is commonly used to construct pergolas, arbors, pavilions or decks but with a little imagination you can build an endless number of projects with OWT. Although OWT is designed to perform in outdoor environments it is equally functional for interior projects. OWT has also been engineered to make installation faster and easier with industry leading features and attachment techniques. Unlike conventional wood post bases and brackets OWT does not require extra labor and materials to conceal them, saving time and money.

- Connector plate for butt joint
- Designed for connection material more than 5-1/2 in.
- Truss accents, lag bolts and hex cap nuts sold separately
- 3/16 in. T hot-dipped galvanized and power coated steel
- Includes: 2-butt joint plates

**Dimensions**

Product Depth (in.): \_\_\_\_\_ 1 in  
Product Height (in.): \_\_\_\_\_ 5  
Product Width (in.): \_\_\_\_\_ 5.5

**Details**

Gauge: \_\_\_\_\_ 6  
Material: \_\_\_\_\_ Galvanized Steel  
Number of Pieces: \_\_\_\_\_ 2  
Product Weight (lb.): \_\_\_\_\_ 2.5lb  
Returnable: \_\_\_\_\_ 90-Day

**Warranty / Certifications**

Manufacturer Warranty: \_\_\_\_\_ Limited Lifetime Warranty



OWT Ornamental Wood Ties  
5 in. 90° Angle Flush Inside Galvanized Metal Structural  
Wood to Wood Support Connector (2 Per Box)  
\$13<sup>99</sup> /each

**STORE: Home Depot**

Model # 56615

When it comes to attaching timbers, posts, joists and beams Ornamental Wood Ties (OWT) are the ultimate statement of style and strength. OWT hardware produces strong connections as well as enhancement to your project design. With a wide range of connectors and components you can use your imagination to build a project that is uniquely your own. All OWT wood ties are made with ultra heavy gauge steel and hot dipped galvanized after fabrication. The parts are then finished with an exterior grade powder coating for complete protection from corrosion. This makes them suitable for harsh environments and contact with ACQ treated lumber. OWT hardware is commonly used to construct pergolas, arbors, pavilions or decks but with a little imagination you can build an endless number of projects with OWT. Although OWT is designed to perform in outdoor environments it is equally functional for interior projects. OWT has also been engineered to make installation faster and easier with industry leading features and attachment techniques. Unlike conventional

**Dimensions**

Product Depth (in.): \_\_\_\_\_ 5  
Product Height (in.): \_\_\_\_\_ 5  
Product Width (in.): \_\_\_\_\_ 5

**Details**

Gauge: \_\_\_\_\_ 6  
Material: \_\_\_\_\_ Galvanized Steel  
Number of Pieces: \_\_\_\_\_ 2  
Product Weight (lb.): \_\_\_\_\_ 3lb  
Returnable: \_\_\_\_\_ 90-Day

**Warranty / Certifications**

Manufacturer Warranty: \_\_\_\_\_ Limited Lifetime Warranty

Internet #203597888

wood post bases and brackets OWT does not require extra labor and materials to conceal them, saving time and money.

- Connector plate for 90° inside joint
- Designed for connection material more than 5-1/2 in.
- Truss accents, lag bolts and hex cap nuts sold separately
- 3/16 in. T hot-dipped galvanized and power coated steel
- Includes: 2 flush inside 90° plates



Simpson Strong-Tie  
 LUS 2 in. x 10 in. Z-MAX Galvanized Double Shear Face  
 Mount Joist Hanger

- Designed to provide support in tight spaces
- Constructed of 18-gauge steel for strength and durability
- Corrosion resistance makes it great for outdoor applications

**\$1.71** / each  
 If you buy **50** or more  
**\$1.32** / each

**STORE: Home Depot**

Model # LUS210Z  
 Internet #100375106  
 Store SKU #865889  
 Store SO SKU #592854

Joist hangers are designed to provide support underneath the joist, rafter or beam to provide a strong a connection. Simpson Strong-Tie offers a diverse line of hangers to handle almost any application with top flange, concealed flange and field skewable and slopeable options. LUS joist hangers provide a connection between a joist and header.

- Patented double-shear nailing design provides greater strength with fewer nails
- Speed prongs for fast and easy installation
- Angled joist nailing easier in tight spaces
- Do not bend or remove tabs
- Fits joist sizes: 2 in. x 10 in., 2 in. x 12 in., 2 in. x 14 in.
- Made from 18-Gauge steel
- Z-MAX galvanization offers extra corrosion resistance for exterior and treated-wood applications
- Install with 10d common nails or #9 x 2-1/2 in. strong-drive SD screws

**Dimensions**

Product Depth (in.): \_\_\_\_\_7.813  
 Product Height (in.): \_\_\_\_\_2  
 Product Width (in.): \_\_\_\_\_3.563

**Details**

Gauge: \_\_\_\_\_18  
 Material: \_\_\_\_\_Steel  
 Number of Pieces: \_\_\_\_\_1  
 Product Weight (lb.): \_\_\_\_\_0.424lb  
 Returnable: \_\_\_\_\_90-Day

**Warranty / Certifications**

Manufacturer Warranty: \_\_\_\_\_Yes





**SAKRETE**  
80 lb. Gray Concrete Mix

- Just add water
- For construction, repairs and DIY projects
- 1 bag yields .60 cubic feet with 4 qts (3.7 L) of water

**\$4.50** / each

If you buy **84** or more

**\$3.15** / each

**STORE: Home Depot**

Model # 65200390

Internet #100350291

Store SKU #533829

SAKRETE 80 lb. High Strength Concrete Mix is a high-quality mix designed to provide outstanding strength and durability. Made from a special blend of sand, coarse aggregate and cementitious materials, this concrete mix can be used for new construction or repairs where concrete thickness exceeds 2 in. (51 mm). Use it for constructing slabs, driveways, walkways, steps and more.

- Use for: driveways, patios, foundations walls and footings, curbs, stairs and structural applications requiring a small volume of concrete
- Also great for setting footings, pouring slabs and anchoring posts and poles
- Suitable for jobs that require at least 2 in. of concrete thickness
- Just add water
- High strength 4,000 psi
- Yield: .6 cu. ft.
- Exceeds ASTM spec C 387 compressive strength requirements
- [Learn more about concrete and cement here in our Buying Guide](#)
- Note: product availability may vary by store

#### Dimensions

Coverage Area (cu. ft.): \_\_\_\_\_ 0.6  
Product Depth (in.): \_\_\_\_\_ 22  
Product Height (in.): \_\_\_\_\_ 4.5  
Product Length (in.): \_\_\_\_\_ 15

#### Details

Color Family: \_\_\_\_\_ Gray  
Color/Finish: \_\_\_\_\_ Gray  
Compression strength (psi): \_\_\_\_\_ 4000  
Features: \_\_\_\_\_ Pre-Mixed, Stainable  
Material: \_\_\_\_\_ Concrete  
Mix Type: \_\_\_\_\_ All-Purpose  
Overhead Use: \_\_\_\_\_ No  
Product Weight (lb.): \_\_\_\_\_ 80lb  
Use Location: \_\_\_\_\_ Floor, Wall  
Working time (min.): \_\_\_\_\_ 45

#### Warranty / Certifications

Manufacturer Warranty: \_\_\_\_\_ 1 Year



WeatherShield

1 in. x 4 in. x 12 ft. Ground Contact

Pressure-Treated Board

- 2X the protection compared to Above Ground treatment

Pressure-Treated Pine meets the highest grading standards for strength and appearance. Treated for protection against fungal decay, rot and termites, it is ideal for ground contact and a variety of general uses including exposed structures, sill plates, decks, docks, ramps and other outdoor applications. Responsibly manufactured from renewable southern yellow pine, this lumber is both safe and environmentally friendly when used as directed in appropriate applications. California residents: see [Proposition 65 information](#) ↗

- Made of pine
- Ground Contact treated lumber can be used in both Above Ground and Ground Contact exterior applications
- Backed by a lifetime limited warranty against termite infestation and rot
- 1 in. x 4 in. x 12 ft.
- Must use Ground Contact pressure treated lumber where lumber is at risk for poor air circulation, less

#### Dimensions

Actual product Length (ft.): \_\_\_\_\_ 12  
Actual product thickness (in.): \_\_\_\_\_ 0.75  
Actual product width (in.): \_\_\_\_\_ 3.5  
Nominal Product Length (ft.): \_\_\_\_\_ 12  
Nominal Product Thickness (in.): \_\_\_\_\_ 1  
Nominal Product Width (in.): \_\_\_\_\_ 4

#### Details

Chemical retention (lb./cu. ft.): \_\_\_\_\_ 0.15  
Contact Type Allowed: \_\_\_\_\_ Ground Contact  
Fastener recommendation: \_\_\_\_\_ N/A  
Features: \_\_\_\_\_ Paintable, Stainable  
Lumber Grade: \_\_\_\_\_ Appearance Grade  
Material: \_\_\_\_\_ Wood  
Moisture content: \_\_\_\_\_ Green  
Pressure Treated: \_\_\_\_\_ Yes  
Pressure treatment chemical: \_\_\_\_\_ MCA - Micronized Copper Azole  
Texture: \_\_\_\_\_ Smooth

#### Warranty / Certifications

- Treated for protection against fungal decay, rot and termites
- Ideal for decks, walkways, landscaping and other outdoor projects

\$6<sup>88</sup> /each

**STORE: Home Depot**

Model # 253915

Internet #206973905

Store SKU #1001753958

than six inches from the ground, or has poor or no water drainage below the structure

- Ground Contact treated lumber should be used in tropical climates or applications likely to have prolonged contact with vegetation or leaf litter
- Ideal for a variety of general uses including exposed structures, sill plates, decks, docks, ramps and other outdoor applications
- Uniform thickness, density and appearance for stable and long lasting performance
- Hot-dip galvanized fasteners are recommended
- Individual pieces of pressure treated lumber will reference Ground Contact on the end tag
- Note: product may vary by store

Manufacturer Warranty: \_\_See store for details

**EQUIPMENT**



CRANE YEAR: \_\_\_\_\_ 2018  
 CRANE MANUFACTURER: \_\_\_\_\_ Manitex  
 CRANE MODEL: \_\_\_\_\_ TC500  
 TRACTOR YEAR: \_\_\_\_\_ 2018  
 TRACTOR MANUFACTURER: \_\_\_\_\_ Peterbilt  
 MODEL: \_\_\_\_\_ 365  
 ENGINE MANUFACTURER: \_\_Cummins

**SPECIFICATIONS**

**DESCRIPTION:**

Manitex TC50128, 50 US Tons, Riding Seat Crane, 128' Main Boom, 32' - 49' Offset Able Jib, A92.2 Aerial Lift Man basket Dual Rating, Front Bumper Stabilizer for 360° Load Chart, Radio Remotes for outriggers, Remote winch line for front tie down, Aux Diesel Heater, Heat, and A/C in crane Cab. 20K FA, 69K Tridem, 13,500K Tag Axle, Jake Brake, P/W, P/L, tilt & telescope steering column, A/C BT Phone, AM/FM, WB, USB and MP3, Heated Mirrors, and Much More.

Upper A/C Condition: Excellent, Upper A/C, Lower A/C Condition: Excellent, Lower A/C, Lower Heater, Horsepower: 500, Number of Rear Axles: Five, Max Main Boom Length: 1,536, Fuel Type: Diesel, Gross Vehicle Weight: 100,000, Upper Heater, Max Jib Length: 588, Mileage: 225, Number of Winches: 1, Number of Outriggers: 4, Outriggers,

**TASK**

**PROJECT:**

Wood Sidewalk  
 Deck Length: \_\_\_\_\_ 50'  
 Deck Width: \_\_\_\_\_ 5'  
 Deck Height: \_\_\_\_\_ 1'  
 2"x12"x20' Lumber: \_\_\_\_\_ 15  
 Concrete Tubes: \_\_\_\_\_ 10  
 4"x4"x8' Post: \_\_\_\_\_ 5  
 Wood Stain: \_\_\_\_\_ 1 Containers  
 Wood Ties: \_\_\_\_\_ 6  
 90° Angle Wood Support Connector: 8  
 Mount Joist Hanger: \_\_\_\_\_ 68  
 Concrete: \_\_\_\_\_ 1.1 Cu. Yards (2.7 Cu. Feet)  
 1"x4"x12' Lumber: \_\_\_\_\_ 75

**CUSTOMER:**

Charnella Rosentha  
 6700 Mallery Drive  
 Lanham, MD 20706  
 (301)323-3114

ENGINE TYPE: \_\_\_X-15  
 HORSEPOWER: \_\_\_505 HP  
 TRANSMISSION: \_\_\_10-Speed Manual  
 SUSPENSION: \_\_\_Low Low Leaf (air bags all-around)  
 COLOR: \_\_\_White and Aluminum  
 RATIO: \_\_\_3:73  
 WHEELBASE: \_\_\_335"  
 FRONT AXLE WEIGHT: \_\_\_20,000 lbs.  
 PUSHER LIFT AXLE WEIGHT: \_\_\_20,000 lbs. (steerable)  
 REAR AXLE WEIGHT: \_\_\_46,000 lbs.  
 LIFTING CAPACITY: \_\_\_50-Tons

Transmission: 10-Speed Manual, Truck  
 Manufacturer: PETERBILT, Truck Model: 365,  
 Truck Year: 2018

**TASK:**  
 To lift the lumber in place while I used the nail gun to secure the lumber together.  
 To lift the post to make level inside the concrete place inside the tube.  
 To lift the bundle of 1"x4" lumber for sidewalk

**COMPLETION TIME:**  
 HOURS: \_\_\_24  
 DAYS: \_\_\_3  
 WEEKS: \_\_\_0



Year: \_\_\_2018  
 Manufacturer: \_\_\_CATERPILLAR  
 Model: \_\_\_303.5E 2CR  
 Condition: \_\_\_Demo  
 Hours: \_\_\_75  
 ROPS: \_\_\_Enclosed

**JOB SUMMARY:**  
 JOB SQUARE FEET: \_\_\_250 Sq. Feet  
 JOB SQUARE YARDS: \_\_\_27.7 Sq. Yards  
 CUBIC YARDS REMOVED: \_\_\_0  
 CUBIC YARDS NEEDED: \_\_\_0  
 TONAGE REMOVED: \_\_\_0  
 TONAGE NEEDED: \_\_\_0

**DESCRIPTION:**  
 RADIO, BUCKET, 36", 7.0 CFT, HD, 0P0800/146,  
 BUCKET, 47", GRADING, 303.5E2 HYDRAULIC  
 EXCAVATOR, CAB WITH AIR CONDITIONER,  
 CONTROL: PATTERN CHANGER, COOLING:  
 HIGH AMBIENT, BELT, SEAT, 3"  
 RETRACTABLE, MIRROR, CAB, RIGHT,  
 ALARM: TRAVEL, SEAT FABRIC HIGH BACK,  
 STICK PKG LONG W/O 2ND AUX, LINES:  
 BOOM, LINES: STICK, TRACK: RUBBER BELT,  
 DRAIN: ECOLOGY, BLADE, 70", WELD-ON,  
 SERIALIZED TECHNICAL MEDIA KIT,  
 HEATER: JACKET WATER, LINES: QUICK  
 COUPLER (LONG), GUARD: CAB, MIRROR,  
 CAB, REAR, BUCKET, 24", 4.2 CFT, HD,  
 BATTERY: DISCONNECT,  
 COUPLER,PG,HYD,DUAL LOCK, KIT: HYD QC  
 LINES 3 TON, THUMB,HYD +  
 COUPLER,PG,MAN, 3T

**PROJECT:**  
 Wood Sidewalk  
 Deck Length: \_\_\_50'  
 Deck Width: \_\_\_5'  
 Deck Height: \_\_\_1'  
 2"x12"x20' Lumber: \_\_\_15  
 Concrete Tubes: \_\_\_10  
 4"x4"x8' Post: \_\_\_5  
 Wood Stain: \_\_\_1 Containers  
 Wood Ties: \_\_\_6  
 90° Angle Wood Support Connector: 8  
 Mount Joist Hanger: \_\_\_68  
 Concrete: \_\_\_1.1 Cu. Yards (2.7 Cu. Feet)  
 1"x4"x12' Lumber: \_\_\_75

**CUSTOMER:**  
 Charnella Rosentha  
 6700 Mallery Drive  
 Lanham, MD 20706  
 (301)323-3114

**TASK:**  
 To level off the ground where the sidewalk is to be build'  
 To dig down 3' with the auger attachment to place the tube in the ground

**COMPLETION TIME:**  
 HOURS: \_\_\_24  
 DAYS: \_\_\_3  
 WEEKS: \_\_\_0



Year: \_\_\_2018  
 Manufacturer: \_\_\_CATERPILLAR  
 Model: \_\_\_299D2 XHP  
 Condition: \_\_\_Demo  
 Hours: \_\_\_101  
 ROPS: \_\_\_Enclosed

**DESCRIPTION:**  
 Cab, heat, A/C, two speed, high flow, back up camera, quick attach, runs and drives good, extra hydraulic cooler

**JOB SUMMARY:**  
 JOB SQUARE FEET: \_\_\_250 Sq. Feet  
 JOB SQUARE YARDS: \_\_\_27.7 Sq. Yards  
 CUBIC YARDS REMOVED: \_\_\_0  
 CUBIC YARDS NEEDED: \_\_\_0  
 TONAGE REMOVED: \_\_\_0  
 TONAGE NEEDED: \_\_\_0

**PROJECT:**  
 Wood Sidewalk  
 Deck Length: \_\_\_50'  
 Deck Width: \_\_\_5'  
 Deck Height: \_\_\_1'  
 2"x12"x20' Lumber: \_\_\_15  
 Concrete Tubes: \_\_\_10  
 4"x4"x8' Post: \_\_\_5  
 Wood Stain: \_\_\_1 Containers  
 Wood Ties: \_\_\_6  
 90° Angle Wood Support Connector: 8  
 Mount Joist Hanger: \_\_\_68  
 Concrete: \_\_\_1.1 Cu. Yards (2.7 Cu. Feet)  
 1"x4"x12' Lumber: \_\_\_75

**CUSTOMER:**  
 Charnella Rosentha  
 6700 Mallery Drive  
 Lanham, MD 20706  
 (301)323-3114

**TASK:**

To move pallets and bundle of lumber around.  
To remove or bring dirt to level off the ground under the sidewalk

**COMPLETION TIME:**

HOURS: 24  
DAYS: 3  
WEEKS: 0



**Year:** 2018  
**Manufacturer:** FREIGHTLINER  
**Model:** 114SD  
**Condition:** Used  
**Mileage:** 10,790 mi  
**Horsepower:** 350  
**Engine Manufacturer:** Detroit  
**Engine Type:** DD13  
**Fuel Type:** Diesel  
**Transmission:** 10-Speed Manual  
**Suspension:** Hendrickson  
**Number of Rear Axles:** Tandem  
**Engine Brake:** Yes  
**Ratio:** 4.89  
**Tires:** 425/22.5/11R22.5  
**Wheels:** Aluminum/Steel  
**Wheelbase:** 222 in  
**Gross Vehicle Weight:** 66,000 lb  
**Front Axle Weight:** 20,000 lb  
**Rear Axle Weight:** 46,000 lb

**DESCRIPTION:**

McNeilus 10.5 Cubic Ft. Mixer! 7 In Stock!  
Warranty & Financing Available! Call Today For Full Specs! (Rep-Pic)

A/C Condition: Excellent, Differential Lock, State DOT, Turbo

**JOB SUMMARY:**

JOB SQUARE FEET: 250 Sq. Feet  
JOB SQUARE YARDS: 27.7 Sq. Yards  
CUBIC YARDS REMOVED: 0  
CUBIC YARDS NEEDED: 0  
TONAGE REMOVED: 0  
TONAGE NEEDED: 0

**PROJECT:**

Wood Sidewalk  
Deck Length: 50'  
Deck Width: 5'  
Deck Height: 1'  
2"x12"x20' Lumber: 15  
Concrete Tubes: 10  
4"x4"x8' Post: 5  
Wood Stain: 1 Containers  
Wood Ties: 6  
90° Angle Wood Support Connector: 8  
Mount Joist Hanger: 68  
Concrete: 1.1 Cu. Yards (2.7 Cu. Feet)  
1"x4"x12' Lumber: 75

**CUSTOMER:**

Charnella Rosentha  
6700 Mallery Drive  
Lanham, MD 20706  
(301)323-3114

**TASK:**

To mix up the 1.1 cubic yards of concrete to be placed in the concrete pump truck for placement in the sidewalk foundation

**COMPLETION TIME:**

HOURS: 24  
DAYS: 3  
WEEKS: 0



Bosch  
1000 ft. Self-Leveling Rotary Laser Level with Layout Beam Complete Kit (7-Piece)

- Fast electronic self-leveling with disturbance monitor
- Accurate up to 1/8 in. at 100 ft. (horizontal and vertical)
- Includes accessory kit for one-person operation and batteries

\$667<sup>77</sup> /each

**STORE: Home Depot**

Model # GRL300HVCK  
Internet #203392600

**DESCRIPTION:**

**OVERVIEW:**  
Protected Cage for Head Assembly - also provides access to quickly hand position the laser beam on a known point or work area. Full Selection of Beam Visibility Enhancements - such as variable speed selection, variable scan angles for maximum visibility in all light conditions. Fast Horizontal and Vertical Electronic Self-Leveling.

- 90° plumb and layout beam
- 2-large, easy to grip carrying handles
- Up to 50 hour battery life on 2 D cell batteries
- Robust construction with IP54 protection
- Kit includes (1) LR30 receiver, (1) full function remote control RC1, (1) wall mount, (1) tripod and 8 ft. grade rod, (1) pair of laser glasses, (1) magnetic target, (1) carrying case and (2) D batteries

Details

Batteries Included:  Yes  
 Battery Type Required:  Alkaline  
 Hand Tool Type:  Laser Level  
 Includes wireless remote control:  Yes  
 Indoor/Outdoor:  Indoor/Outdoor  
 LED Display:  No  
 Number of Batteries Required:  2

**JOB SUMMARY:**

JOB SQUARE FEET:  250 Sq. Feet  
 JOB SQUARE YARDS:  27.7 Sq. Yards  
 CUBIC YARDS REMOVED:  0  
 CUBIC YARDS NEEDED:  0  
 TONAGE REMOVED:  0  
 TONAGE NEEDED:  0

**PROJECT:**

Wood Sidewalk  
 Deck Length:  50'  
 Deck Width:  5'  
 Deck Height:  1'  
 2"x12"x20' Lumber:  15  
 Concrete Tubes:  10  
 4"x4"x8' Post:  5  
 Wood Stain:  1 Containers  
 Wood Ties:  6  
 90° Angle Wood Support Connector: 8  
 Mount Joist Hanger:  68  
 Concrete:  1.1 Cu. Yards (2.7 Cu. Feet)  
 1"x4"x12' Lumber:  75

**CUSTOMER:**

Charnella Rosentha  
 6700 Mallory Drive  
 Lanham, MD 20706  
 (301)323-3114

**TASK:**

To make sure the sidewalk is level.

**COMPLETION TIME:**

HOURS:  24  
 DAYS:  3  
 WEEKS:  0

**DESCRIPTION:**

**OVERVIEW:**  
The M18 FUEL™ 10 in. Dual Bevel Sliding Compound Miter saw was designed to meet the demanding needs of professional carpenters and remodelers. Delivering greater capacity than many corded 10 in. sliding miter saws and the POWERSTATE Brushless motor delivering corded cutting performance the 2734 provides users a solution to replace their corded miter saws. The REDLITHIUM HD9.0 battery pack delivers up to 400 cuts per charge making the saw capable of lasting an entire day on site with only one pack. Premium features like an adjustable stainless steel detent plate, cam locking miter system, easy access bevel adjustment lever and both a detent override lock and chop lock lever located on the front of the tool the M18 FUEL™ miter saw is designed for easy operation and repeatable, accurate cuts.

- 5-3/4 in. vertical capacity (base board against the fence)
- 2x12 horizontal capacity (laying flat at 90-degree)

**PROJECT:**

Wood Sidewalk  
 Deck Length:  50'  
 Deck Width:  5'  
 Deck Height:  1'  
 2"x12"x20' Lumber:  15  
 Concrete Tubes:  10  
 4"x4"x8' Post:  5  
 Wood Stain:  1 Containers  
 Wood Ties:  6  
 90° Angle Wood Support Connector: 8  
 Mount Joist Hanger:  68  
 Concrete:  1.1 Cu. Yards (2.7 Cu. Feet)  
 1"x4"x12' Lumber:  75

**CUSTOMER:**

Charnella Rosentha  
 6700 Mallory Drive  
 Lanham, MD 20706  
 (301)323-3114

**TASK:**

To cut the lumber for the sidewalk

**COMPLETION TIME:**

HOURS:  24



Milwaukee

M18 FUEL 18-Volt Lithium-Ion Brushless Cordless 10 in. Dual Bevel Sliding Compound Miter Saw Kit W/(1) 9.0Ah Battery

- Each battery pack lasts 400 cuts before needed to be recharged
- One 9.0Ah Battery, 10in Blade, Charger Included
- Part of the M18 System, featuring over 150+ tools

\$499<sup>00</sup> /each

**STORE: Home Depot**

Model # 2734-21HD  
 Internet #207178988  
 Store SKU #1001976429  
 Store SO SKU #1001852337

- 5-1/4 in. vertical capacity nested crown
- Cam locking miter system with adjustable stainless steel miter detent plate and 11 detent locations
- Easy access dual bevel detent lever
- Shadow cut line indicator
- Dual bevel with 9 detents and easy access bevel lever
- Top and side carrying handles for maximum portability
- Detent override for easily setting miter locations outside of detents
- Up to 400 cuts per charge
- Tall sliding / removable fences to support large base and crown against the fence
- Easy access blade change
- M18 and M12 rapid charger charges packs up to 40% faster, reducing downtime and maximizing productivity; the charger accepts all M18 and M12 batteries, providing an upgrade for both systems
- Includes: 10 in. dual bevel sliding compound miter saw, blade wrench, carbide tipped Blade, Dust Bag, Clamp, REDLITHIUM High Demand 9.0ah Battery, M18 and M12 Rapid Charger

DAYS:   3    
 WEEKS:   0  

**JOB SUMMARY:**

JOB SQUARE FEET:   250   Sq. Feet  
 JOB SQUARE YARDS:   27.7   Sq. Yards  
 CUBIC YARDS REMOVED:   0    
 CUBIC YARDS NEEDED:   0    
 TONAGE REMOVED:   0    
 TONAGE NEEDED:   0  



Honda  
 3,000-Watt Super Quiet Gasoline Powered Electric Start Inverter Generator with Eco-Throttle and Oil Alert

- Inverter technology: super quiet, fuel efficient, clean power

**DESCRIPTION:**

Honda's advanced inverter technology provides 3,000-watt of extremely quiet and fuel-efficient power. The eu3000is can operate a wide variety of appliances, making it perfect for use at home or camping. Exceptionally efficient, it can run 7.2 to 20 hours on a single tankful of gasoline, depending on the load. It is also an excellent source of power for rv's (including 13,500 btu ac units) or a basic home backup power source.

- Popular model can operate a wide variety of appliances, including a furnace, fridge, microwave, TV, blenders, most 13,500 BTU RV AC units and much more
- Super quiet: so quiet, your neighbors will thank you; the EU3000is operates at 49 to 58 dB (A), which is less noise than a normal conversation; this makes it ideal for camping, RV power and any other activity that requires quiet operation
- Fuel efficient runs up to 20 hours on 3.4 Gal. of fuel: thanks to our exclusive eco-throttle, the EU3000 is offers great fuel efficiency, it runs 7.2 to 20 hours on a single tank, depending on the load, this makes it great for overnight power

**PROJECT:**

Wood Sidewalk  
 Deck Length:   50  '  
 Deck Width:   5  '  
 Deck Height:   1  '  
 2"x12"x20' Lumber:   15    
 Concrete Tubes:   10    
 4"x4"x8' Post:   5    
 Wood Stain:   1   Containers  
 Wood Ties:   6    
 90° Angle Wood Support Connector: 8  
 Mount Joist Hanger:   68    
 Concrete:   1.1   Cu. Yards (2.7 Cu. Feet)  
 1"x4"x12' Lumber:   75  

**CUSTOMER:**

Charnella Rosentha  
 6700 Mallery Drive  
 Lanham, MD 20706  
 (301)323-3114

**TASK:**

Used to supply electric to the portable air compressor.  
 Used in charging the cordless battery to the Miter Saw.

**COMPLETION TIME:**

HOURS:   24    
 DAYS:   3    
 WEEKS:   0

- Long lasting power capable of up to 20 hrs. use on a single tank
- Excellent power source for RVs, camping, and basic home backup

\$1999<sup>00</sup> /each

**STORE: Home Depot**

Model # EU3000iS  
 Internet #206192156  
 Store SKU #1001489982

- Advanced inverter technology - reliable power for computers and other sensitive equipment: Honda's inverter technology means stable, clean power in a smaller, lighter package; the precision of Honda's inverter technology ensures our inverter generators produce power that is as reliable as the power you get from your outlets at home
- Protected by oil alert: this protects the generator by shutting the engine off when low oil is detected
- EU3000iS has a DC outlet for use when charging 12-Volt automotive type batteries, this requires an optional charging cord, (12-Volt - 8.0 Amp unregulated)
- 3-year residential and commercial warranty: you can rest easy, knowing your generator is covered from top to bottom for 3 full years
- Convenient electric starting: easy recoil starting is always available as a back up

**JOB SUMMARY:**

JOB SQUARE FEET: \_\_ 250 Sq. Feet  
 JOB SQUARE YARDS: \_\_ 27.7 Sq. Yards  
 CUBIC YARDS REMOVED: \_\_ 0  
 CUBIC YARDS NEEDED: \_\_ 0  
 TONAGE REMOVED: \_\_ 0  
 TONAGE NEEDED: \_\_ 0



Porter-Cable  
 6 Gal. 150 PSI Portable Electric Air Compressor, 16-Gauge Nailer, 18-Gauge Nailer and 3/8 in. Stapler Combo Kit (3-Tool)

- Includes oil-free 150 PSI max compressor
- Compressor is lightweight and portable at just 30 lbs.
- Includes 16-gauge and 18-gauge nailers, stapler, hose and nails

Was \$269.00

This Porter-Cable combo kit is ideal for framing and finish work, crafts, flooring and furniture. This combo kit includes the C2002 6 Gal. 150 PSI Air Compressor, FN250SB 16-Gauge 2-1/2 in. Finish Nailer, BN200SB 18-Gauge 2 in. Brad Nailer, TS056 3/8 in. Crown Stapler, fasteners for each tool, a belt hook and a 25 ft. hose. The air compressor features two regulated, factory-installed air couplers to easily support two users. Its body is made with steel for strength and has an upgraded shroud and console cover to protect its vital components. The compressor features an oil-free pump to eliminate the need for maintenance, and the tank is designed to operate at 150 max psi.

- 6 Gal. tank allows users to drive a large quantity of nails on a single tank charge
- Innovative shroud ensures better protection and portability
- 2.6 SCFM at 90 PSI enables quick compressor recovery time, per ISO1217
- Lightweight design allows compressor to be easily carried
- 150 PSI max lets users drive more nails than a traditional 135 max PSI compressor
- Compressor features a long-life, oil-free, maintenance-free pump for convenience
- 120-Volt electric unit enables compressor to run on standard household current

**PROJECT:**

Wood Sidewalk  
 Deck Length: \_\_ 50'  
 Deck Width: \_\_ 5'  
 Deck Height: \_\_ 1'  
 2"x12"x20' Lumber: \_\_ 15  
 Concrete Tubes: \_\_ 10  
 4"x4"x8' Post: \_\_ 5  
 Wood Stain: \_\_ 1 Containers  
 Wood Ties: \_\_ 6  
 90° Angle Wood Support Connector: 8  
 Mount Joist Hanger: \_\_ 68  
 Concrete: \_\_ 1.1 Cu. Yards (2.7 Cu. Feet)  
 1"x4"x12' Lumber: \_\_ 75

**CUSTOMER:**

Charnella Rosentha  
 6700 Mallery Drive  
 Lanham, MD 20706  
 (301)323-3114

**TASK:**

Used to supply air to the nail gun to build the sidewalk.

**COMPLETION TIME:**

HOURS: \_\_ 24  
 DAYS: \_\_ 3  
 WEEKS: \_\_ 0

\$199<sup>00</sup>/each

**STORE: Home Depot**

Model # PCFP12234  
Internet #203471431  
Store SKU #1000017914

- 10 Amp current draw allows use of compressor with a 16-Gauge or heavier extension cord of 50 ft. or less
- 16-Gauge finish nailer uses standard 16-Gauge finish nails from 1 in. to 2-1/2 in. long
- 18-Gauge brad nailer uses standard 18-Gauge brad nails from 5/8 in. to 2 in. long
- 3/8 in. crown stapler drives heavy-duty 3/8 in. crown staples from 1/4 in. to 9/16 in. and also 18-Gauge brad nails from 1/2 in. to 5/8 in.
- Tool-free depth-of-drive adjustment with detents for proper setting of nail heads
- Tool-free jam release mechanism for easy nail removal
- Kit offers \$450 value compared to purchasing each item separately

**JOB SUMMARY:**

JOB SQUARE FEET: \_\_ 250 Sq. Feet  
JOB SQUARE YARDS: \_\_ 27.7 Sq. Yards  
CUBIC YARDS REMOVED: \_\_ 0  
CUBIC YARDS NEEDED: \_\_ 0  
TONAGE REMOVED: \_\_ 0  
TONAGE NEEDED: \_\_ 0



Graco  
Magnum X7 Airless Paint Sprayer

- Can spray unthinned paint and a variety of other coatings
- Adjustable spray speed to suit whatever your project demands
- Great for indoor/outdoor DIY projects like fences, decks or sheds

\$399<sup>00</sup>

**STORE: Home Depot**

Model # 262805  
Internet #100634350  
Store SKU #524387

The Graco Project Series sprayers make it easy for avid DIY homeowners and handymen to power through small to midsize jobs with speed and finesse. DIY homeowners and handymen are equipped to save time and money with the Magnum X7. Tackle any indoor project, exterior homes, fences or decks.

- Fully adjustable pressure to give you ultimate control of paint flow for any project size
- Flexible suction tube allows you to spray directly from a 1 or 5 gal. paint bucket
- Can support up to 100 ft. of paint hose allowing you to spray second and third story homes
- Annual use recommendation is up to 125 gal. per year
- Supports up to a maximum tip size of 0.017 in.
- RAC IV SwitchTip allows you to reverse the tip when clogged to keep you spraying
- SG2 metal spray gun with in-handle filter blocks debris to prevent tip clogs
- PushPrime button for fast and reliable start-up
- Stainless steel piston pump allows you to spray paint unthinned at high pressure
- PowerFlush adapter connects to a garden hose for fast and easy cleaning
- Convenient cart allows you to easily move both the sprayer and paint around your project
- [Click here to learn more about paint sprayers](#)

**PROJECT:**

Wood Sidewalk  
Deck Length: \_\_ 50'  
Deck Width: \_\_ 5'  
Deck Height: \_\_ 1'  
2"x12"x20' Lumber: \_\_ 15  
Concrete Tubes: \_\_ 10  
4"x4"x8' Post: \_\_ 5  
Wood Stain: \_\_ 1 Containers  
Wood Ties: \_\_ 6  
90° Angle Wood Support Connector: 8  
Mount Joist Hanger: \_\_ 68  
Concrete: \_\_ 1.1 Cu. Yards (2.7 Cu. Feet)  
1"x4"x12' Lumber: \_\_ 75

**CUSTOMER:**

Charnella Rosenthal  
6700 Mallery Drive  
Lanham, MD 20706  
(301)323-3114

**TASK:**

Used to apply wood stain on sidewalk

**COMPLETION TIME:**

HOURS: \_\_ 24  
DAYS: \_\_ 3  
WEEKS: \_\_ 0



Store SO SKU #685309

- Includes SG2 metal spray gun, RAC IV 515 switch tip, 25 ft. Duraflex paint hose, pump armor storage fluid, PowerFlush adapter, quick start-up guide and operation manual

JOB SQUARE FEET:   250   Sq. Feet  
JOB SQUARE YARDS:   27.7   Sq. Yards  
CUBIC YARDS REMOVED:   0    
CUBIC YARDS NEEDED:   0    
TONAGE REMOVED:       0    
TONAGE NEEDED:       0  



**BERKELEY COUNTY BUILDING PERMIT**  
Martinsburg-Berkeley County Chamber of Commerce  
198 Viking Way  
Martinsburg, VA 25401  
(304)267-4841  
F. (304)263-4695  
[chamber@berkeleycounty.org](mailto:chamber@berkeleycounty.org)  
[www.berkeleycounty.org](http://www.berkeleycounty.org)

RESIDENTIAL 1 - 2 UNITS (single family / Duplex):       X        
RESIDENTIAL 3 - 5 UNITS (apartment building / sub-division):             
RESIDENTIAL 6 - 20 UNITS (apartment building / sub-division):             
RESIDENTIAL 21 - 50 UNITS (apartment building / sub-division):             
RESIDENTIAL 51 OR MORE UNITS (apartment building / sub-division):             
COMMERCIAL:             
RESIDENTIAL:       X      

**NEW CONSTRUCTION / ADDITION AREA:**

# OF STORIES / FLOORS:       2        
# OF UNITS:       1        
# OF TONS:             
# OF BEDROOMS:             
# OF BATHS:           

**RESIDENTIAL**

LIVING: \_\_\_\_\_  
NON-LIVING:  X   
TOTAL SQUARE FEET:  0 Square Feet

**COMMERCIAL:**  
# OF FIXTURES: \_\_\_\_\_  
INTERIOR:  0 Rooms   
EXTERIOR:  0 Buildings   
TOTAL: \_\_\_\_\_

**UTILITIES**  
SEWAGE: \_\_\_\_\_ Septic Tank  X  City  
WATER SUPPLY: \_\_\_\_\_ Well Water  X  City


**APPLICATION / PLANS DISCREPANCIES - CUSTOMER ACKNOWLEDGEMENT OF POSSIBLE REJECTION FOR THE FOLLOWING MISSED INFORMATION:**

SQUARE FOOTAGE DISCREPANCIES: \_\_\_\_\_  
OCCUPANCY CLASSIFICATION / CONSTRUCTION TYPE NOT PROVIDED: \_\_\_\_\_  
REQUIRED DOCUMENTS NOT CERTIFIED:  X   
INCOMPLETE PLAN SETS OR DRAWINGS: \_\_\_\_\_  
SETS NOT IDENTICAL: \_\_\_\_\_

PMR DATE:  5/1/2018   
DAYS REVIEW:  2 Days   
# SET OF PLANS:  3



**WORK ESTIMATE**



DATE:  5/1/2018   
ESTIMATE#:  001   
PHASES IN ESTIMATE:  3   
OVER THE PHONE ESTIMATE:  \$639,149.97

**SERVICE PROVIDER:**  
Naomi Jeanette Robinson Trucking  
3015 Cheyenne Trail  
Gerrardstown, WV 25420

**CUSTOMER:**  
Charnella Rosentha  
6700 Mallery Drive

Lanham, MD 20706  
(301)323-3114

**PROJECT DESCRIPTION:**

Brick Pavers  
Deck  
Wood Sidewalk

**PHASE #1:**

Brick Pavers: 500'L x 12'W x 6'H  
# of trees removed: 0 Trees  
Inches of Top Soil removed: 6"  
Days to complete: 7 Days

**PHASE #2:**

Deck: 50'L x 20'W x 4'H  
# of trees removed: 0 Trees  
Inches of Top Soil removed: 0"  
Days to complete: 7 Days

**PHASE #3:**

Wood Sidewalk: 50'L x 5'W x 1'H  
# of trees removed: 0 Trees  
Inches of Top Soil removed: 0"  
Days to complete: 3 Days

Over The phone estimate: \$639,149.97  
Days to Complete: 17 Days

