

FREIGHT BROKERING BUSINESS PLAN

NAOMI JEANETTE ROBINSON LOGISTICS GROUP LLC

Tariq Robinson – Owner & Founder
740 S. Wesleyan Blvd.
Rocky Mount, NC 27803
(252)801-7058

njrtruckingllc@gmail.com

<https://www.njrtrucking.com/godaddysites>

NAOMI JEANETTE ROBINSON LOGISTICS GROUP

“Let Us Achieve Your Freight Shipping Needs”

Prepared By: *Tariq Robinson*

Table of Contents

Executive Summary of Services

- Naomi Jeanette Robinson Group Overview of Services
- Naomi Jeanette Robinson Logistics Group
 - Freight Brokering

Statement of Purpose of Divisions

- Company Ownership / Legal Entity
- Location
- Interior
- Hours of Operation
- Products and Services
- Management
- Financial Management
- Start-up / Acquisition Summary

OBJECTIVES

Naomi Jeanette Robinson Logistics Group objective is to be productive and abundant in the industry.

The proliferation will further illustrate my desire for a successful and healthy environment, in which I can offer my family and the community.

My vision is a representation of a fortune 500 company in the upcoming years, to grow with my contracts, and with my siblings to new heights in the business, and to make Naomi Jeanette Robinson Logistics Group, one of the premium trucking and construction names in the industry.

Mr. Robinson has over 15 years' experience in trucking & warehousing. With an additional 20 years' in the heavy construction infrastructure. He also has honor, loyalty, and he is dependable. Mr. Robinson's customer service skills are outstanding. With these credentials, Naomi Jeanette Robinson Logistics Group will strive for perfection in achieving a goal as a successful business owner.

NAOMI JEANETTE ROBINSON LOGISTICS GROUP is pleased to submit this recommendation of transference with the objective of:

1. FREIGHT FORWARDING

- a. General Freight*
- b. Refrigerated Goods*
- c. Household Goods*
- d. Commercial Goods*
- e. Vehicle Transport*
- f. Hazmat*




2808 S Wesleyan Blvd - Vacant Land






*268.15 Acres of Commercial Land Offered at \$2,564,100 USD in
Rocky Mount, NC*





PROPERTY TAXES

Parcel Number	3747-00-58-4686U	Improvements Assessment	\$0
Land Assessment	\$0	Total Assessment	\$137,720

FREIGHT BROKERING BUSINESS AND PERSONAL VEHICLES & AIRCRAFT

<i>LOCATION OF PURCHASE</i>	<i>LISTING PRICE</i>	<i>USAGE TYPE</i>	<i>WHY THIS VEHICLE</i>	<i>FIRST CHOICE</i>	<i>PHOTO</i>
<p><i>Tesla of Raleigh Raleigh, NC</i></p> <p><i>2023 Tesla Model Y Performance</i></p>	<p><i>\$70,990.00</i></p>	<p><i>Gulfstream 650ER Captain Pilot Vehicle</i></p>	<p><i>Tesla has the knowledge in Electric Vehicles to improve or fix any issues, The other manufacturers are building upon Tesla</i></p>	<p><i>Tesla Model Y is my first choice</i></p>	

<p><i>Tesla of Raleigh Raleigh, NC</i></p> <p><i>2023 Tesla Model Y Performance</i></p>	<p><i>\$70,990.00</i></p>	<p><i>Gulfstream 650ER Co Pilot Vehicle</i></p>	<p><i>Tesla has the knowledge in Electric Vehicles to improve or fix any issues, The other manufacturers are building upon Tesla</i></p>	<p><i>Tesla Model Y is my first choice</i></p>	
<p><i>Tesla of Raleigh Raleigh, NC</i></p> <p><i>2023 Tesla Model Y Performance</i></p>	<p><i>\$70,990.00</i></p>	<p><i>Gulfstream 650ER Flight Stewardess Vehicle</i></p>	<p><i>Tesla has the knowledge in Electric Vehicles to improve or fix any issues, The other manufacturers are building upon Tesla</i></p>	<p><i>Tesla Model Y is my first choice</i></p>	
<p><i>Tesla of Raleigh Raleigh, NC</i></p> <p><i>2023 Tesla Model Y Performance</i></p>	<p><i>\$70,990.00</i></p>	<p><i>Bell 429 Pilot Vehicle</i></p>	<p><i>Tesla has the knowledge in Electric Vehicles to improve or fix any issues, The other manufacturers are building upon Tesla</i></p>	<p><i>Tesla Model Y is my first choice</i></p>	
<p><i>Tesla of Raleigh Raleigh, NC</i></p> <p><i>2023 Tesla Model Y Performance</i></p>	<p><i>\$70,990.00</i></p>	<p><i>N.J.R. Logistics Group Secretary Vehicle</i></p>	<p><i>Tesla has the knowledge in Electric Vehicles to improve or fix any issues, The other manufacturers are building upon Tesla</i></p>	<p><i>Tesla Model Y is my first choice</i></p>	
<p><i>Tesla of Raleigh Raleigh, NC</i></p> <p><i>2023 Tesla Model Y Performance</i></p>	<p><i>\$70,990.00</i></p>	<p><i>N.J.R. Logistics Group Brokering Agent Vehicle</i></p>	<p><i>Tesla has the knowledge in Electric Vehicles to improve or fix any issues, The other manufacturers</i></p>	<p><i>Tesla Model Y is my first choice</i></p>	

			<i>are building upon Tesla</i>		
<p><i>Leith Porsche Cary, NC</i></p> <p><i>2023 Porsche Taycan Turbo S Cross Turismo Chalk Ext. & Wheels</i></p>	\$225,710.00	<i>Everyday Vehicle to the office Rain or Shine</i>	<i>The ruggedness with All Electric i like</i>	<i>Porsche is my first choice</i>	
<p><i>Brown & Wood Cadillac Greenville, NC</i></p> <p><i>2023 Cadillac Escalade ESV Sport Platinum 3.0L Duramax Diesel, Galactic Gray Metallic, 22" Spoke Gloss Black Wheels, Dark Auburn Int.</i></p>	\$120,000.00	<i>This is my business meeting and vehicle for Brokering. The vehicle i take to send my Brokering Packet and to go to Starbucks for business meeting</i>	<i>I like diesel vehicles over electric ones. If i can get a Diesel Hybrid i will buy it. The long lasting of the motor is a must for business</i>	<i>The Range Rover Autobiography was my first choice. It doesn't come in a diesel</i>	
<p><i>Nic Sierre Naples, FL</i></p> <p><i>2016 Bell 429WLG Helicopter 461 - Nautical Miles 5-Passenger 173 mph \$1,860.00 Per Hour Cost</i></p>	\$5,250,000.00	<i>To fly to Rocky Mount - Wilson Regional Airport</i>	<i>To fly to airport and local places to avoid congestion and catch UBER</i>	<i>My First Choice was Augusta. However it is just me. No need for a big helicopter</i>	
<p><i>Gulfstream Pre-Owned Savannah, GA</i></p> <p><i>2021 Gulfstream G650ER 7,297 - Nautical Mileage 18-Passenger 593 mph \$8,125.00 Per Hour Cost</i></p>	\$59,500,000.00	<i>To Fly to South Africa and other countries to look to start a Freight Forwarding Business</i>	<i>I don't drive my cars more than 500-miles in one direction unless it is a significant other and time to spend together. I fly rather than buying gas or waiting for a EV Station. I let UBER do all that</i>	<i>My first choice is the Global 7000 for the headroom</i>	

TOTAL EXPENSES:.....\$65,521,650.00

ROUTES AND LINES OF TRAVEL

<i>DEPARTMENT</i>	<i>EASTERN GEOGRAPHICAL COVERAGE AREA (POPULATION)</i>	<i>CENTRAL GEOGRAPHICAL COVERAGE AREA (SQUARE MILES OF DELIVERY)</i>	<i>MOUNTAIN GEOGRAPHICAL COVERAGE AREA (SQUARE MILES OF DELIVERY)</i>	<i>PACIFIC GEOGRAPHICAL COVERAGE AREA (SQUARE MILES OF DELIVERY)</i>	<i>GEOGRAPHICAL COVERAGE AREA (SQUARE MILES OF DELIVERY)</i>
<i>Freight Brokering DEPARTMENT</i>	<i>1,743' L x 542' W (Mileage)</i>	<i>1,627' L x 1,007' W (Mileage)</i>	<i>1,240' L x 658' W (Mileage)</i>	<i>1,162 L x 465' W (Mileage)</i>	<i>1,627 L x 2,635' W (Mileage)</i>
<i>Eastern Central Mountain Pacific TRAVEL & WORK TIME ZONES</i>	<i>944,706 Square Mileage (Eastern Time Zone) COVERAGE AREA</i>	<i>1,638,389 Square Mileage (Central Time Zone) COVERAGE AREA</i>	<i>815,920 Square Mileage (Mountain Time Zone) COVERAGE AREA</i>	<i>540,330 Square Mileage (Pacific Time Zone) COVERAGE AREA</i>	<i>4,287,145 Square Mileage (Lower 48 States) COVERAGE AREA</i>
	<i>150.2 Million (47.1%) POPULATION</i>	<i>92.3 Million (29.0%) POPULATION</i>	<i>21.3 Million (6.7%) POPULATION</i>	<i>53.0 Million (16.6%) POPULATION</i>	

FREIGHT BROKERING OBJECTIVE

NAOMI JEANETTE ROBINSON LOGISTICS GROUP is pleased to submit this recommendation of transference with the objective of:

- Freight Brokering

In accomplishing our goals for a pervasive civilization of the customary of trucking. We have an intelligent foresight, a business image that portrays stewardship.

Naomi Jeanette Robinson Logistics Group has an ambition to improve the customer experience through convenience, accuracy of orders, and timely delivery.

Naomi Jeanette Robinson Logistics Group, intentions in trucking infrastructure are to provide the best professional service henceforth in the departments and locations.

N.J.R. Logistic Group is experiential with the spread of germs and viruses in America. The prorogation of the dilemma of Covid-19 has demonstrative observation globally. In response to our crisis. N.J.R. Logistics Group has collaborated with the Center of Disease Control (CDC) and supporting agencies.

Our vision is interdependent with the following agencies in America

- United States Food Safety and Inspection (USDA),
- Food and Drug Administration (FDA),
- United States Department of Health and Human Services (HHA),
- United States Department of Homeland Security (USDHS),
- Federal Motor Carrier Safety Administration (FMCSA),
- National Transportation Safety Board (NTSB)
- Owner Operators Independent Drivers Association (OOIDA)

In protecting the native ground of Americans. We will have our office employees work from home 2-days per week. While using 3-days at the office.

N.J.R. Logistics Group freight brokering segment presentation illustration through freight tactics. Our vision is interdependent self-sufficiency drivers and brokering to generate growth and expand our dominion in the industry.

- Father and Son Moving of New York & New Jersey enlightened me about long-distance moving and the provision to be a professional mover in 2005.
- All My Sons Moving in Richmond, VA acquainted me with warehouse and storage in 2007. In obtaining storage basic knowledge of storage vaults inside of warehouses to conserve space.
- Heflebower Transfer & Storage in Richmond, VA acquainted me with a straight truck, and executed a professional move according to Atlas Van Lines requirements in 2008.
- Interstate Van Lines in Landover, MD acquaint me with operating a warehouse and logistics in 2016
- Home Depot in Hyattsville, MD (Store#2506) and in Suitland, MD (MDO -Center). Acquainted me with retail stock management and customer service.

Naomi Jeanette Robinson Logistics Group mission is to evacuate doubt with achievable. Our goal is to be moderate in this industry. To survey my dreams and ambitiousness and excavate into authenticity.

Our management team interpolation vision of the first six months of each division will be:

- ❖ Brokering Agent
- ❖ Secretary

As we grow into the industry our management team and vision will expand to a new perception.

Naomi Jeanette Robinson Logistics Group is a limited liability corporation and is owned solely by Tariq Robinson.

N.J.R. Logistics Group standpoint for office location for freight brokering will be in Rocky Mount, NC

BROKERING DIVISIONS

- Refrigerated
- Heavy Haul
- Vehicle Transport
- Flatbed
- Step Deck
- Dry Van
- Household & Commercial Goods
- Conestoga

DEPARTMENT	SPOT MARKET RATE (BROKER'S DEMAND PER MILE)	EQUILIBRIUM RATES (BROKER'S & OWNER OPERATORS NEGOTIATED RATE PER MILE)	OWNER OPERATOR DEMANDS RATES (RATES REQUESTED BY DRIVER'S PER MILE)
REFRIGERATED	\$1.93	\$2.38	\$2.77
HEAVY HAUL	\$9.48	\$10.00	\$10.66
VEHICLE TRANSPORT	\$3.40	\$3.90	\$4.31
FLATBED	\$2.67	\$2.75	\$2.82
STEP DECK	\$2.80	\$4.25	\$5.22

DRY VAN	\$1.77	\$2.00	\$2.10
HOUSEHOLD & COMMERCIAL GOODS	\$5.93	\$7.00	\$10.87
CONESTOGA	\$2.04	\$2.10	\$2.12

CONTRACTS	ACCOUNTS	TRAILER TYPE	BROKERING AGENT
TARGET WALMART HOME DEPOT AMAZON CATERPILLAR JOHN DEERE TOYOTA FORD MOTORS GENERAL MOTORS FIAT CHRYSLER MERCEDES-BENZ LOWE'S	TARGET WALMART HOME DEPOT AMAZON WHOLE FOODS CATERPILLAR JOHN DEERE TOYOTA FORD MOTORS GENERAL MOTORS FIAT CHRYSLER MERCEDES-BENZ LOWE'S	48' - 53' DRY VANS 48' - 53' CURTAINSIDE 48' - 53' REFRIGERATED 48' - 53' FLATBED 48' - 53' STEP DECK OPEN CAR CARRIERS ENCLOSED CAR CARRIERS MOVING VANS	NAOMI JEANETTE ROBINSON LOGISTICS GROUP Freight Brokering

ACCOUNT	2019 ANNUAL SALES VOLUME	2020 CONTRACT SALES VOLUME	SQUARE MILES COVERAGE AREA	UNITED STATES SQUARE MILEAGE	COMMODITY VOLUME
TARGET ACCOUNT	\$74.5 BILLION ANNUAL SALES VOLUME	\$6.76 MILLION CONTRACT SALES VOLUME	4,000 Sq. Miles Of Pick-up Location SQUARE MILES COVERAGE AREA	2,959,064 LOWER 48 STATES SQUARE MILES	\$1,227,272.72 COMMODITY VOLUME YEARLY 17.5% PROFIT PERCENTAGE YEARLY COMMODITY VOLUME & PROFIT
WALMART	\$510	\$3.38	4,000	2,959,064	\$1,227,272.72

ACCOUNT	BILLION ANNUAL SALES VOLUME	MILLION CONTRACT SALES VOLUME	Sq. Miles Of Pick-up Location SQUARE MILES COVERAGE AREA	LOWER 48 STATES SQUARE MILES	COMMODITY VOLUME YEARLY 17.5% PROFIT PERCENTAGE YEARLY COMMODITY VOLUME & PROFIT
HOME DEPOT ACCOUNT	\$108 BILLION ANNUAL SALES VOLUME	\$3.38 MILLION CONTRACT SALES VOLUME	4,000 Sq. Miles Of Pick-up Location SQUARE MILES COVERAGE AREA	2,959,064 LOWER 48 STATES SQUARE MILES	\$1,227,272.72 COMMODITY VOLUME YEARLY 17.5% PROFIT PERCENTAGE YEARLY COMMODITY VOLUME & PROFIT
LOWE'S HOME IMPROVEMENT ACCOUNT	\$65 BILLION ANNUAL SALES VOLUME	\$3.38 MILLION CONTRACT SALES VOLUME	4,000 Sq. Miles Of Pick-up Location SQUARE MILES COVERAGE AREA	2,959,064 LOWER 48 STATES SQUARE MILES	\$1,227,272.72 COMMODITY VOLUME YEARLY 17.5% PROFIT PERCENTAGE YEARLY COMMODITY VOLUME & PROFIT
AMAZON ACCOUNT	\$232.89 BILLION ANNUAL SALES VOLUME	\$3.38 MILLION CONTRACT SALES VOLUME	4,000 Sq. Miles Of Pick-up Location SQUARE MILES COVERAGE AREA	2,959,064 LOWER 48 STATES SQUARE MILES	\$1,227,272.72 COMMODITY VOLUME YEARLY 17.5% PROFIT PERCENTAGE YEARLY COMMODITY VOLUME & PROFIT
CATERPILLAR ACCOUNT	\$74.5 BILLION ANNUAL SALES VOLUME	\$3.38 MILLION CONTRACT SALES VOLUME	4,000 Sq. Miles Of Pick-up Location SQUARE MILES COVERAGE AREA	2,959,064 LOWER 48 STATES SQUARE MILES	\$1,227,272.72 COMMODITY VOLUME YEARLY 17.5% PROFIT PERCENTAGE YEARLY COMMODITY VOLUME & PROFIT
JOHN DEERE ACCOUNT	\$3.2 BILLION ANNUAL SALES VOLUME	\$3.38 MILLION CONTRACT SALES VOLUME	4,000 Sq. Miles Of Pick-up Location SQUARE MILES COVERAGE AREA	2,959,064 LOWER 48 STATES SQUARE MILES	\$1,227,272.72 COMMODITY VOLUME YEARLY 17.5% PROFIT PERCENTAGE YEARLY COMMODITY VOLUME & PROFIT
TOYOTA MOTORS ACCOUNT	\$270.1 BILLION	\$3.38 MILLION	4,000 Sq. Miles	2,959,064	\$1,227,272.72 COMMODITY VOLUME YEARLY

	ANNUAL SALES VOLUME	CONTRACT SALES VOLUME	Of Pick-up Location SQUARE MILES COVERAGE AREA	LOWER 48 STATES SQUARE MILES	17.5% PROFIT PERCENTAGE YEARLY COMMODITY VOLUME & PROFIT
FORD MOTOR GROUP ACCOUNT	\$156 BILLION ANNUAL SALES VOLUME	\$3.38 MILLION CONTRACT SALES VOLUME	4,000 Sq. Miles Of Pick-up Location SQUARE MILES COVERAGE AREA	2,959,064 LOWER 48 STATES SQUARE MILES	\$1,227,272.72 COMMODITY VOLUME YEARLY 17.5% PROFIT PERCENTAGE YEARLY COMMODITY VOLUME & PROFIT
GENERAL MOTORS GROUP ACCOUNT	\$147 BILLION ANNUAL SALES VOLUME	\$3.38 MILLION CONTRACT SALES VOLUME	4,000 Sq. Miles Of Pick-up Location SQUARE MILES COVERAGE AREA	2,959,064 LOWER 48 STATES SQUARE MILES	\$1,227,272.72 COMMODITY VOLUME YEARLY 17.5% PROFIT PERCENTAGE YEARLY COMMODITY VOLUME & PROFIT
FIAT CHRYSLER MOTORS GROUP ACCOUNT	\$136 BILLION ANNUAL SALES VOLUME	\$3.38 MILLION CONTRACT SALES VOLUME	4,000 Sq. Miles Of Pick-up Location SQUARE MILES COVERAGE AREA	2,959,064 LOWER 48 STATES SQUARE MILES	\$1,227,272.72 COMMODITY VOLUME YEARLY 17.5% PROFIT PERCENTAGE YEARLY COMMODITY VOLUME & PROFIT
MERCEDES-BENZ MOTORS GROUP ACCOUNT	\$100.1 BILLION ANNUAL SALES VOLUME	\$3.38 MILLION CONTRACT SALES VOLUME	4,000 Sq. Miles Of Pick-up Location SQUARE MILES COVERAGE AREA	2,959,064 LOWER 48 STATES SQUARE MILES	\$1,227,272.72 COMMODITY VOLUME YEARLY 17.5% PROFIT PERCENTAGE YEARLY COMMODITY VOLUME & PROFIT

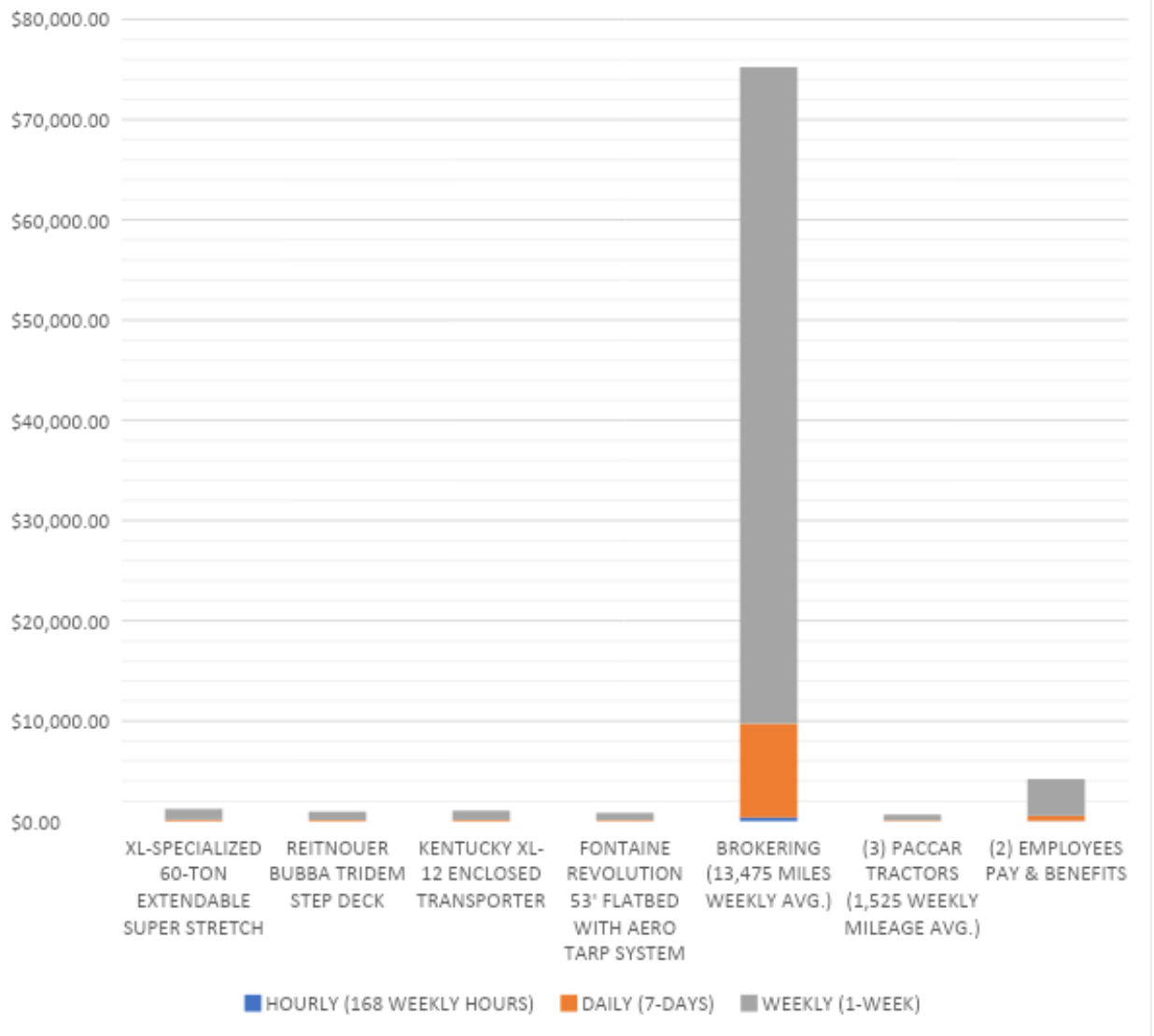
FREIGHT BROKERING EXECUTIVE SUMMARY

Naomi Jeanette Robinson Logistics Group is a sole proprietorship company which will be owned and operated by Mr. Tariq Robinson. The business has journeying contracts with reliable clients. These major companies that are affiliated with Naomi Jeanette Robinson Logistics Group gaining prosperity are located throughout 48 states.

Naomi Jeanette Robinson Logistics Group will be introduced into the trucking industry by freight (drop deck trailers). However, our objective is to broaden our horizon in the trucking industry.

The chart below is an illustration of administration expenses with the basic requirements for an Owner Operator with DOT & Operating Authority to manage Trailers & Tractors. The bargaining agreement is 2,700 miles hebdomadally. The highlight is to expose the fuel, operating expense with 2 office employees with one driver with brokering expense.

OPERATING EXPENSE FOR BROKERING & DRIVING



The next three charts below is an illustration of DAT Trendlines powered by DAT RateView as of Tuesday April 7, 2020 at 7:49pm The highlight is to expose the average rate from

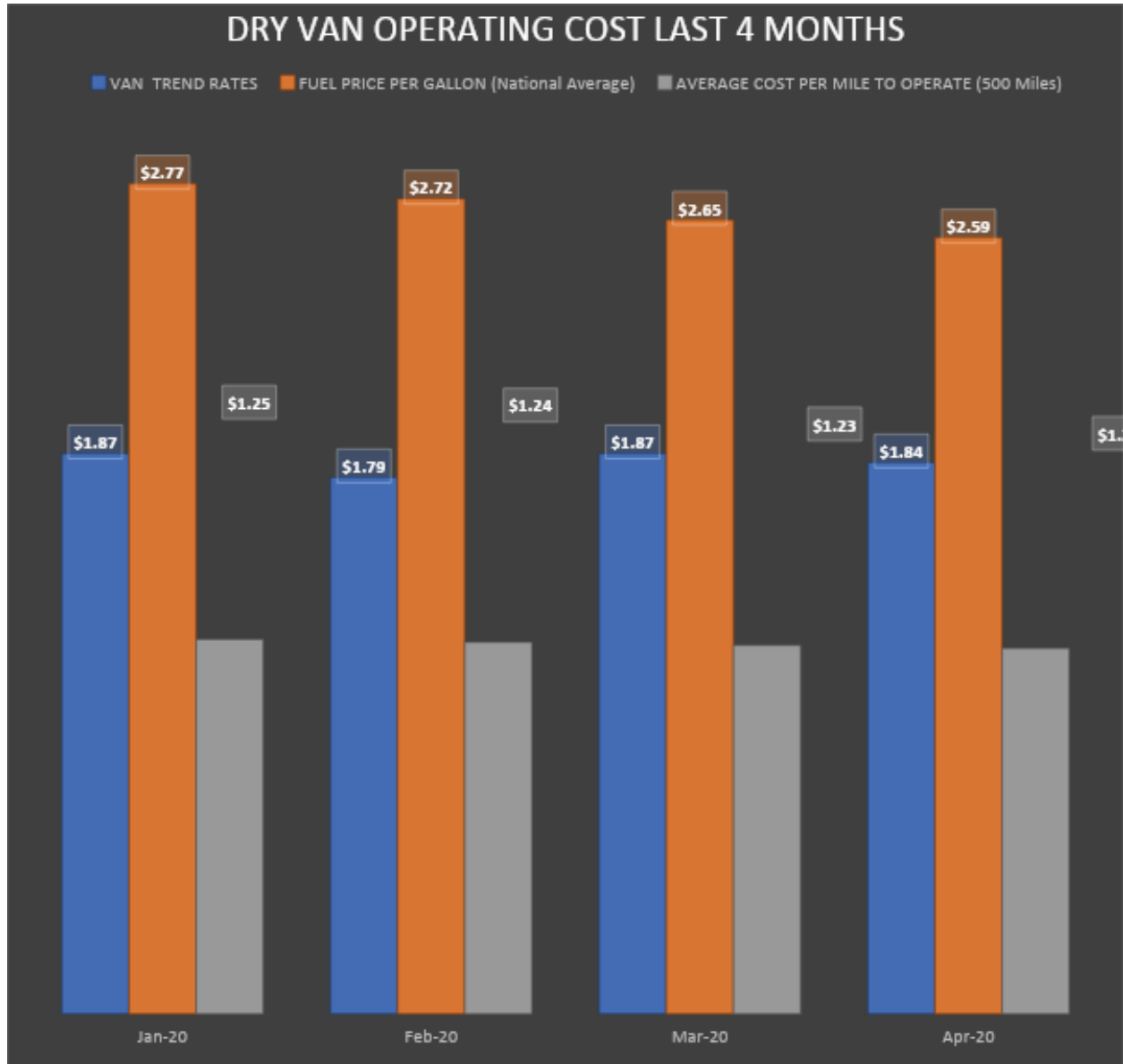
- ❖ January 2020,
- ❖ February 2020,
- ❖ March 2020,
- ❖ April 2020

with an average rate from the four months. Then a rate nevertheless, N.J.R. Trucking will issue as a brokering rate on average.

Truckload Spot Rates Drop, as Demand Falls Abruptly. Retail Freight Loses Urgency as Shoppers Stay Home.

MARCH 30, 2020 – APRIL 5, 2020

Van rates fell last week, following a sharp decline in load-to-truck ratios. Consumers stayed home, making it less urgent to re-stock grocery shelves. At the same time, businesses deemed “Non-Essential” slowed or stopped freight shipments, reducing demand.

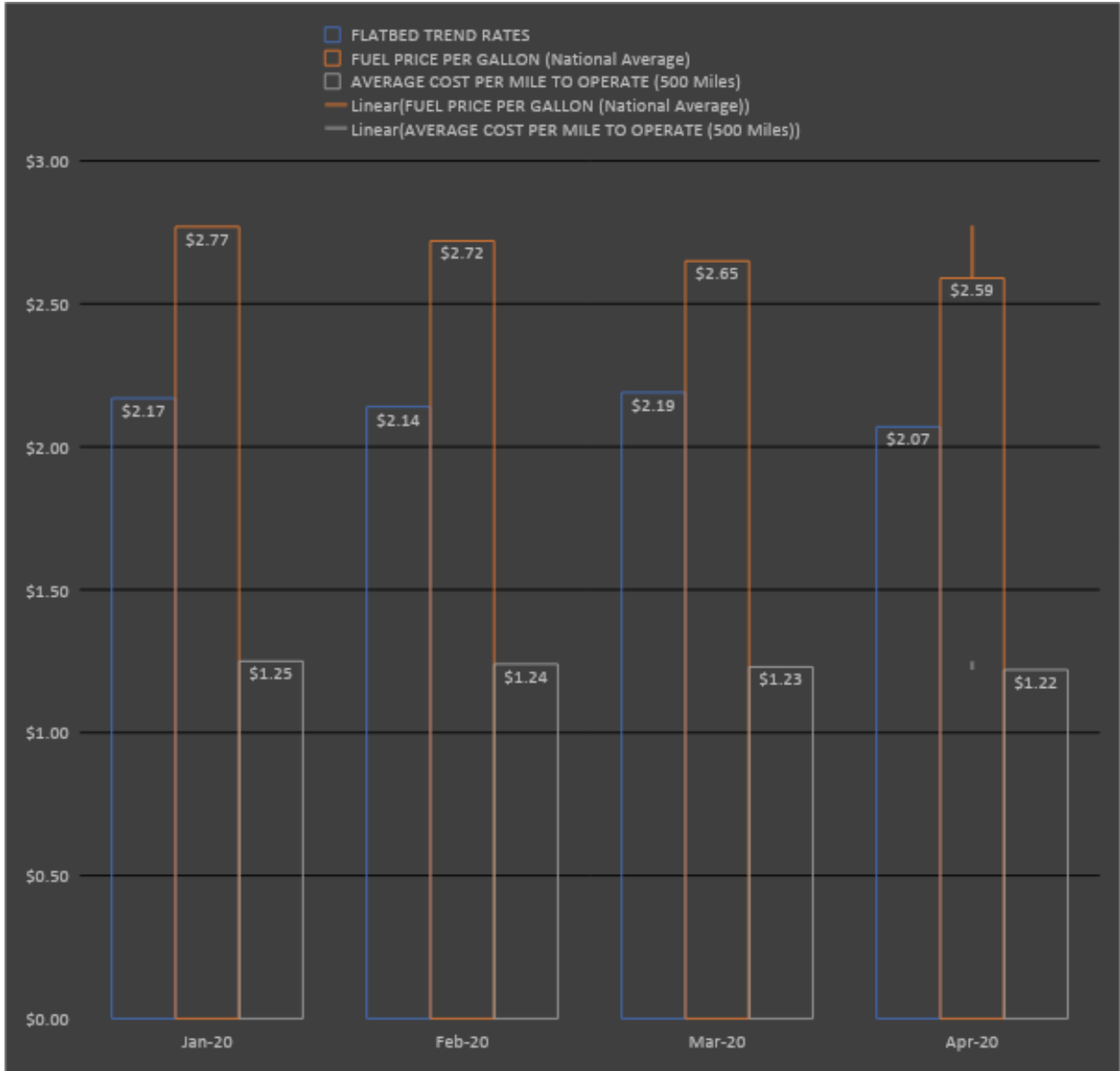


Flatbed Rates Edge up on Steady Demand (Peggy Dorf on March 9, 2020 at 6:13pm)

Load-to-Truck ratios indicate especially strong demand for flatbeds in the Southeast last week, as seen in the hot market map.

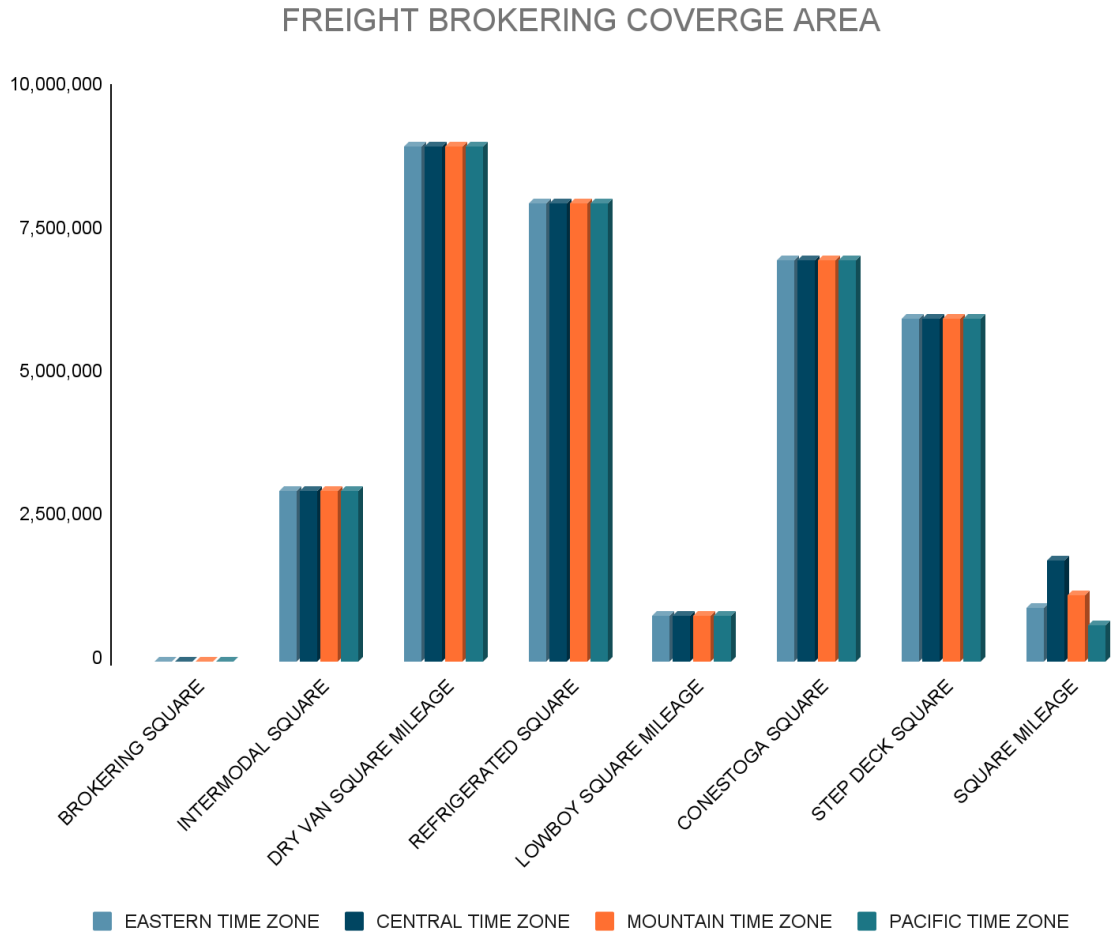
There will be extra demand for flatbed freight for haul heavy equipment and construction materials going into Nashville and other areas in Tennessee, following last month devastating tornadoes. Other lanes in the Southern States are also picking up steam

- I. **Raleigh to Baltimore** went down a couple of weeks ago, nevertheless it's rebounding now, up \$0.20 to \$2.83 per mile – although depending on your equipment and the cargo, you could get paid between \$2.71 and \$3.82 per mile. If you need a load back from Baltimore to Raleigh, you might find something for \$1.85 to \$2.00 per mile – the average last week was \$1.92 per mile
- II. **Birmingham to Chicago** is also trending up, but more slowly. Last week, flatbedders got \$2.13 per mile and a return trip paid \$2.10 per mile
- III. **Memphis to Tulsa** rose a few cents last week to \$2.76 per loaded mile and returned trip paid \$1.78 per mile
- IV. **Houston to Los Angeles** rose to \$1.95 per mile, nevertheless, it pays \$1.50 per mile as a returned trip. You could try Houston to Las Vegas and Las Vegas to Los Angeles. There's not a lot of freight in this area. So, it's a gamble. Some of the "biggest loser lanes" for flatbeds were in the west.
- V. **Reno to Seattle** climbed to \$1.89 per mile, and Seattle to Reno is paying roughly \$2.10 per mile average
- VI. **Phoenix to Dallas** fell to \$1.10 per mile from \$1.47 at the end of January. The returned trip is slightly pleasing, at \$2.07 per mile.
- VII. **Las Vegas to Stockton, CA** dropped \$0.07 to \$2.07 per mile. The returned trip went up \$0.19 to \$2.19 per mile. There is not much freight in these parts of the country. For the same 1,000-mile distance, try two roundtrips between Las Vegas and Los Angeles for \$2.31 per mile westbound and \$2.76 per mile back.



The chart below is an illustration of square mileage per time zone. The highlight is to expose the assessment of square area in preferred time zones.

The chart below is an illustration of square mileage per time zone. The highlight is to expose the assessment of square area in preferred time zones.



	EASTERN TIME ZONE	CENTRAL TIME ZONE	MOUNTAIN TIME ZONE	PACIFIC TIME ZONE
SQUARE MILEAGE	945,085	1,765,837	1,174,156	651,651

STEP DECK SQUARE MILEAGE PER WEEK MAX. (no permits)	6,000,000	6,000,000	6,000,000	6,000,000
CONESTOGA SQUARE MILEAGE PER WEEK MAX. (no permits)	7,000,000	7,000,000	7,000,000	7,000,000
LOWBOY SQUARE MILEAGE PER WEEK MAX. (Permits)	810,000	810,000	810,000	810,000
REFRIGERATED SQUARE MILEAGE PER WEEK MAX.	8,000,000	8,000,000	8,000,000	8,000,000
DRY VAN SQUARE MILEAGE PER WEEK MAX.	9,000,000	9,000,000	9,000,000	9,000,000
INTERMODAL SQUARE MILEAGE PER WEEK MAX.	3,000,000	3,000,000	3,000,000	3,000,000
BROKERING SQUARE MILEAGE WEEKLY (# of Contracts / Clients)	15	28	18	10

ESCORT RATES

- (1). *Standard Lead Car - \$1.60 per mile*
(Minimum Cost) - \$250.00
- (2). *Standard High Pole - \$1.70 per mile*
(Minimum Cost) - \$370.00
- (3). *Super Load 16' wide or high, 150' length - \$1.70 per mile*
Super Load 150,000 lb. - \$1.70 per mile
(Day Rate) - \$550.00
- (4). *Super Load w/High Pole & 16' wide - \$1.85 per mile*
Super Load w/High Pole & 16' high - \$1.85 per mile
Super Load w/High Pole & 150,000 lb. - \$1.85 per mile
(Day Rate) - \$600.00
- (5). *Night Moves – Add 10%*
- (6). *Overnight - \$75.00*
- (7). *Layover Per Day - \$180.00*
- (8). *Downtime - \$25.00*
- (9). *Deadhead - \$0.80 per mile*
- (10). *No go - \$225.00*

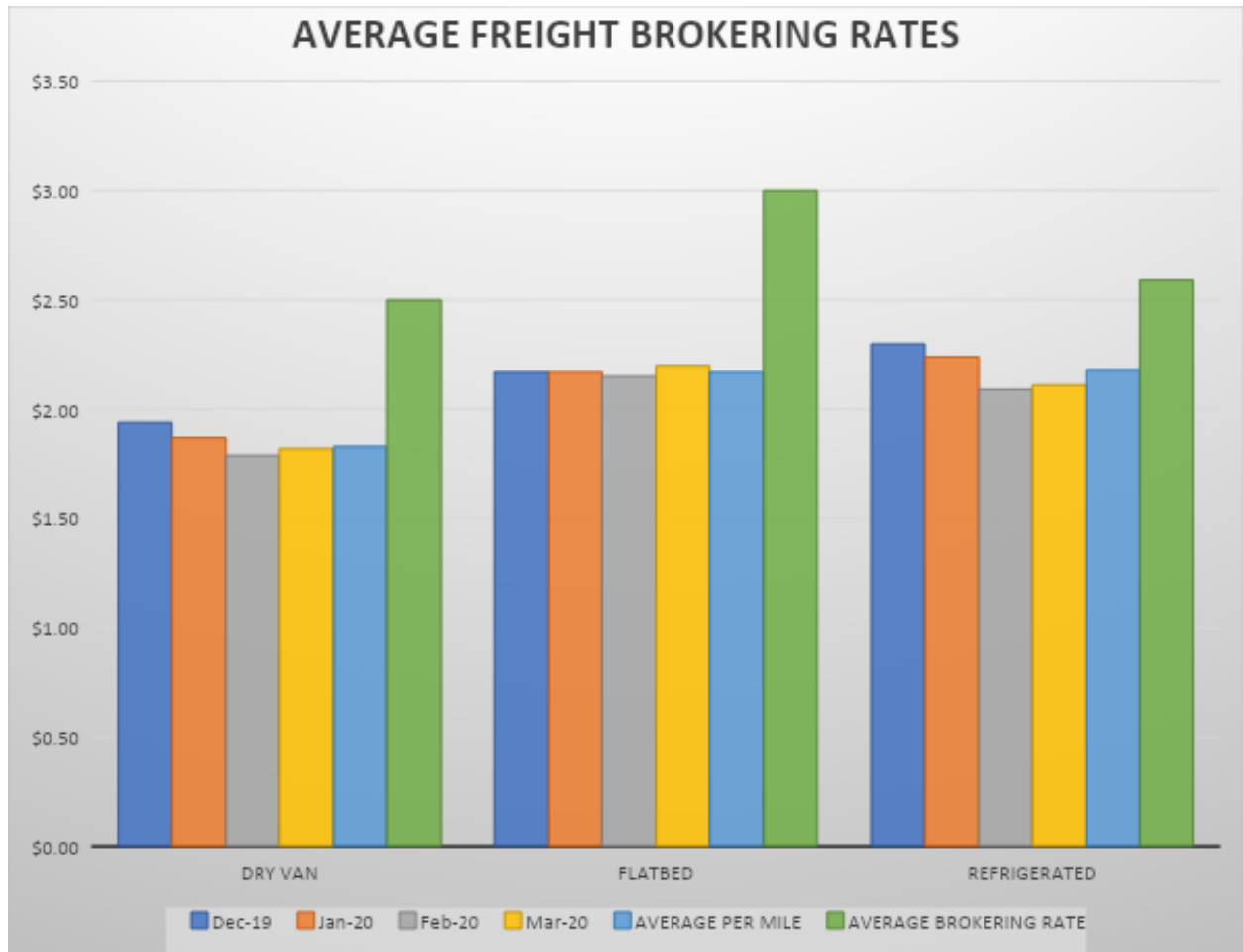
STATES HEIGHT (ESCORT)	STATES WIDTH (ESCORT)	STATES LENGTH (ESCORT)	STATES MAX MILEAGE & COST
HEIGHT	WIDTH	LENGTH	ESCORT FEES
Alabama: 16' =1	Alabama: 12' =1	Alabama: 90' =1 rear	Alabama: 367 Miles / Cost: \$623.90
Arizona: 16' =1	Arizona: 14' =1	Arizona: 120' =1	Arizona: 392 Miles / Cost: \$0.00
Arkansas: 15' =1	Arkansas: 12' =1	Arkansas: 100' =1	Arkansas: 309 Miles / Cost: \$600.00
California: 18' =1	California: 12' =1	California: 100' =2	California: 797 Miles / Cost: \$1,354.90
Colorado: 16' =1	Colorado: 13' =1 or Lights	Colorado: 85' =1	Colorado: 467 Miles / Cost: \$793.90
Connecticut: 14' =1	Connecticut: 12' =1	Connecticut: 100' =1	Connecticut: 112 Miles / Cost: \$600.00
Delaware: 15' =2	Delaware: 13' =1	Delaware: 90' =1	Delaware: 108 Miles / Cost: \$600.00
Florida: 14'6" =1	Florida: 12' =1	Florida: 75' =1	Florida: 382 Miles / Cost: \$649.40
Georgia: 15'6" =1	Georgia: 12' =1 or amber light	Georgia: 75' =1 or 8" flashing amber light	Georgia: 355 Miles / Cost: \$603.50
Idaho: 16' =1	Idaho: 12' =1	Idaho: 100' =1	Idaho: 276 Miles / Cost: \$600.00
Illinois: 14'6" =1	Illinois: 14'6" =1	Illinois: 110' =1	Illinois: 313 Miles / Cost: \$600.00
****New Orleans	Indiana: 12'4" =1	Indiana: 110' =1	Indiana: 261 Miles / Cost: \$600.00
• 13'7" = Police Escort	Iowa: 14'6" =1 or Two amber lights	Iowa: 85' =1 or amber light	Iowa: 303 Miles / Cost: \$600.00
Maine: 16' =1	Kansas: 14' =1 or lights	Kansas: 85' =1 vehicle & load	Kansas: 464 Miles / Cost: \$788.80
Maryland: 14'6" =1	Kentucky: 10'6" =1	Kentucky: 75' =1	Kentucky: 192 Miles / Cost: \$600.00
Massachusetts: 13'8" =1	Louisiana: 12' =1	Louisiana: 90' =1	Louisiana: 274 Miles / Cost: \$600.00
Michigan: 14'5" =1	Maine: 12' =1	Maine: 80' =1	Maine: 527 Miles / Cost: \$895.90
Minnesota: 15'5" =1	Maryland: 13' =1	Maryland: 85' =1	Maryland: 110 Miles / Cost: \$600.00
Mississippi: 15'7" =1	Massachusetts: 12' =1	Massachusetts: 80' =1	Massachusetts: 136 Miles / Cost: \$600.00
Missouri: 15'6" =1	Ohio: 14'6" =1	Michigan: 90' =1	Michigan: 396 Miles / Cost: \$673.20
Montana: 17' =1	Oklahoma: 15'8" =1		Minnesota: 276 Miles / Cost: \$600.00
Nebraska: 14'6" =1			Mississippi: 290 Miles / Cost: \$600.00
Nevada: 15'6" =1			Missouri: 290 Miles / Cost: \$600.00
New Hampshire: 13'7" =1			
New Jersey: 14' =1			
New Mexico: 16' =1			
New York: 14" =1			
• NYC 13'7" =1			
North Carolina: 14'5" =1			
North Dakota: 18' =1			
Ohio: 14'6" =1			
Oklahoma: 15'8" =1			

Oregon: 14'6" =1	Michigan: 12' =1	Minnesota: 95' =1	Montana: 522 Miles / Cost: \$0.00
Pennsylvania: 14'6" =1	Minnesota: 14'6" =1	Mississippi: 95' =1	Nebraska: 455 Miles / Cost: \$773.50
Rhode Island: 14' =1	Mississippi: 13' =1	Missouri: 90' =1	Nevada: 652 Miles / Cost: \$1,108.40
South Carolina: N/a	Missouri: 12'4" =1	Montana: 120' =1	New Hampshire: 132 Miles / Cost: \$600.00
South Dakota: N/a	Montana: 12'6" =1	Nebraska: 90' =1	New Jersey: 98 Miles / Cost: \$600.00
Tennessee: 15' =1	Nebraska: 12' =1	Nevada: 110' =1	New Mexico: 462 Miles / Cost: \$785.40
Texas: 17' =1	Nevada: 14' =1	New Hampshire: 80' =1	New York: 385 Miles / Cost: \$654.50
Utah: 16' =2	New Hampshire: 12' =1	New Jersey: 100' =1	North Carolina: 419 Miles / Cost: \$712.30
Vermont: 14' =1	New Mexico: 14' =1	New Mexico: 90' =1	North Dakota: 359 Miles / Cost: \$0.00
Virginia: 14'5" =1	New York: 12' =1	New York: 80' =1	Ohio: 248 Miles / Cost: \$600.00
Washington: 14'6" =1	NYC: 11' =1	NYC: 65' =1	Oklahoma: 329 Miles / Cost: \$600.00
West Virginia: 15' =1	North Carolina: 12' =1	North Carolina: 110' =1	Oregon: 375 Miles / Cost: \$0.00
Wisconsin: N/a	North Dakota: 14'6" =1	North Dakota: 120' =1	Pennsylvania: 350 Miles / Cost: \$600.00
Wyoming: N/a	Ohio: 13' =1	Ohio: 90' =1	Rhode Island: 42 Miles / Cost: \$600.00
	Oklahoma: 12' =1	Oklahoma: 80' =1	South Carolina: 221 Miles / Cost: \$0.00
	Oregon: 14' =1	Oregon: 120' =1	South Dakota: 413 Miles / Cost: \$0,00
	Pennsylvania: 13' =1	Pennsylvania: 90' =1	Tennessee: 455 Miles / Cost: \$773.50
	Rhode Island: 12' =1	Rhode Island: 80' =1	Texas: 811 Miles / Cost: \$1,378.70
	South Carolina: 12' =1	South Carolina: N/a	Utah: 401 Miles / Cost: \$0.00
	South Dakota: 16' =1	South Dakota: 130' =1	Vermont: 177 Miles / Cost: \$600.00
	Tennessee: 10' =1	Tennessee: 85' =1	Virginia: 325 Miles / Cost: \$0.00
	Texas: 14' =1	Texas: 110" =1	Washington: 373 Miles / Cost: \$0.00
	Utah: 12' =1	Utah: 120' =1	West Virginia: 189 Miles / Cost: \$600.00
	Vermont: 12' =1	Vermont: 80' =1	Wisconsin: 341 Miles / Cost: \$0.00
	Virginia: 12' =1	Virginia: 120' =1	Wyoming: 505 Miles / Cost: \$0.00
	Washington: 14' =1		TOTALS
	West Virginia:		Mileage: 16,436 Miles
			Cost: \$25,769.80

- 10'6" =1
- Wisconsin: 15' =1
- Wyoming: 14' =1

Washington: 125' =1
 West Virginia: 95' =1
 Wisconsin: N/a
 Wyoming: N/a

\$1.56 per mile to set up 2+3+2 for transport



FREIGHT BROKERING SECURITY

Naomi Jeanette Robinson Logistics Group objective is growth in imperviousness by intelligence in treacherousness by appropriation of cargo and capital at a stupefaction state at

❖ Lodging Facilities

❖ Warehouse Facilities

❖ Distribution Facilities

❖ Nourishment Facilities

❖ Runner Facilities

❖ Recipient Facilities

By achieving this climacteric task. We are looking to subsidizing the fickleness with establishing contact with

- o Boyntons Labradors / 22335 Ridge Road / Germantown, MD 20876 (240)855-6922 / boyntonsbestlabradors@gmail.com / www.boyntonsbestlabradors@gmail.com
- o Pawz For Health in Home Dog Training / 8811 Colesville Road / Silver Spring, MD 20910 / (240)424-5984 / janet@pawzforhealth.net / www.pawzforhealth.net
- o Colorado Security Agency / 1622 Wisconsin Ave. NW / Washington, DC 20007 / (202)829-9233 / info@coloradosecurityagency.com / www.coloradosecurityagency.com
- o North Carolina State Police / Handgun Wear and Carry Permit Licensing Division / Troop C District 1 - Nash and Edgecombe Counties / 2617 North Wesleyan Blvd. / Rocky Mount, NC 27804-8655 / (252)446-8144 / <https://www.ncdps.gov>

- o U.S. Bureau of Alcohol Tobacco, Firearms and Explosives (ATF) / 99 New York Ave. NW / Washington, DC 20226 / (202)648-8500 / www.atf.gov
- o National Rifle Association of America (NRA) /11250 Waples Mill Road / Fairfax, VA 22030 / (800)672-3888 / www.nraila.org
- o Dunham's Sports (Golden East Crossing) / 1100 N. Wesleyan Blvd./ Rocky Mount, NC 27804 / (252)446-4005 / <https://www.dunhamamssports.com>

N.J.R. Logistics Group is appetent for a (2) Chocolate Labrador (\$2,500.00) consociate as a workhorse inside the Truck, Shop or Offices while consummation of jobs. Nevertheless, inside the office with employees as a sentinel. As a winsome co-worker. With reference to Pawz for Health (\$5,000.00)

N.J.R. Logistics Group is inclining towards Stevens 320 Security 12GA Pump Shotgun inside the truck for inter-state business permit for coast to coast (\$229.99) under superintendence with North Carolina State Police and U.S. Capital Police (\$120.00)

- Shotgun can not be confused with law enforcement of having a weapon to do bodily harm. The weapon has to be pointed at a police officer or raised to do harm. This is the weapon that should be legal to have as a business owner.
- Handguns can be mistaken by law enforcement and the public if this gun is in the hands of the owner. This weapon should be on the owner and kept under local state laws.
- There shall be a mental evaluation and all gun owners should attend the law enforcement museum in Washington, DC to go through the simulator to see how they react to handling a gun in public.
- The reason I am applying for a gun is protection. Protection can be from a Racoon with rabies in the daytime. It could be a bear harassing truck drivers in remote places. There are numerous reasons for a shotgun

Observing the golden rule of professionalism in North Carolina and throughout the expanse of the United States in being solicitous in comporting oneself in disparagement in the community. With reference to Safety First Firearm Training (\$820.00).

N.J.R. Logistics Group holds impeccability, honor and respect in holding a five-year membership with National Rifle Association (\$150.00) by salaam in reference to 2ND Amendment sanctuary in North Carolina.

N.J.R. Logistics Group is highly involved in safeguarding. All trucks will be equipped will Uniden SDS200 Scanner (\$699.99) to be enlightened on road conditions by observance of State Police intelligence on untreated roads and traffic conditions ahead. To adapt my route plan to a safe harbor, until State Police can harmonize the truck traffic a safe passage thru the province.



DRY VAN RATES
4/30/2020

DRY VAN TRENDS

Rates rose in a handful of places, but nothing to get excited about, Of the very few increases we saw, they mostly happened on relatively low-volume lanes or lanes that traditionally don't pay well.

- DENVER to CHICAGO rose \$0.08 to an average of just \$1.05 per mile
- SEATTLE to MEDFORD, OR was up \$0.11 to \$1.90 per mile

A COUPLE OF THE NOTEWORTHY DECLINES:



FLATBED RATES
4/30/2020

FLATBED TRENDS

Load-to-truck ratios have been depressed for some time now for flatbed, and the recent news of oil prices turning negative does not bode well. The oil industry is a major drive of the flatbed demand, and with the current glut in crude oil, there's not much financial incentive to drill.

So far, that has not seemed to impact pricing out of Houston. Flatbed rates out of there stayed fairly stable last week. And as states begin to reopen their economies in phases, manufacturing that's been put on hold could bring some relief for flatbed carriers.

- MEMPHIS to INDIANAPOLIS lost \$0.30 at an average of \$1.66 per mile. (That lane is often associated with retail freight.)
- BUFALO to COLUMBUS, OH fell \$0.20 at \$1.48 per mile

Matt Sullivan

Author
 Matt Sullivan is the editor of DAT Carrier News. He has more than 10-years of journalism experience.

Matt Sullivan

Author
 Matt Sullivan is the editor of DAT Carrier News. He has more than 10-years of journalism experience.

This Chart below is the legal limits for axles and permits cost to operate in their jurisdiction (S)

= Single Trip (A)= Annual

STATE	SINGLE (Steer Axle) # 1	SINGLE (Lift Axle) # 2	TANDE M (Drive Axles) # 3-4	SPLIT AXLES (Single Axles) # 5-6	SPACING	WEIGHT RATING	TRACTOR & TRAILER (5-AXLES) GVCWR & (GVCW)	SHIPMENT MAX. & PERMIT COST
FEDERAL BRIDGE FORMULA	N/a		30' Tractor Spacing 58,500 lb. TRACTO R LEGAL PERMIT	43' Trailer Spacing 70,500 lb. FLATBED LEGAL PERMIT	25' SPACING AXLES # 1-2 40' SPACING AXLES # 3-6	65' TOTAL SPACING 24,000 lbs. AXLES # 1-2 68,000 lbs. AXLES # 3-6	96,223 lb. LEGAL FEDERAL GUIDELINES 46,223 lb. TRACTOR & TRAILER DRY WEIGHT	50,000 lb. MAX. WEIGHT FOR SHIPMENT
FEDERAL BRIDGE WEIGHT (AXLES)	12,000 lb. SINGLE (Steer) LEGAL	13,500 lb. SINGLE (Lift Axle) LEGAL	34,000 lb. TANDE M (Drive Axle) LEGAL	42,000 lb. SPLIT AXLE (Flatbed) LEGAL	25' SPACING AXLES # 1-2 40' SPACING AXLES # 3-6	65' TOTAL SPACING 24,000 lbs. AXLES # 1-2 68,000 lbs. AXLES # 3-6	92,000 lb. LEGAL FEDERAL GUIDELINES 46,223 lb. TRACTOR & TRAILER DRY WEIGHT	45,777 lb. MAX. WEIGHT FOR SHIPMENT
ALABAMA	20,000 lb. SINGLE (Steer) PERMIT	13,500 lb. SINGLE (Lift Axle) PERMIT	42,000 lb. TANDE M (Drive Axle) LEGAL	40,000 lb. SPLIT AXLE (Flatbed) LEGAL	25' SPACING AXLES # 1-2 40'	65' TOTAL SPACING 24,000 lbs. AXLES # 1-2	96,223 lb. LEGAL FEDERAL GUIDELINES 46,223 lb.	50,000 lb. MAX. WEIGHT FOR SHIPMENT \$100.00

			30' Tractor Spacing 58,500 lb. TRACTO R LEGAL PERMIT	43' Trailer Spacing 70,500 lb. FLATBED LEGAL PERMIT	SPACING AXLES # 3-6	68,000 lbs. AXLES # 3-6	TRACTOR & TRAILER DRY WEIGHT	MAX WEIGHT (Annual)
ARIZONA	20,000 lb. SINGLE (Steer) PERMIT	13,500 lb. SINGLE (Lift Axle) PERMIT	46,000 lb. TANDE M (Drive Axle) LEGAL 30' Tractor Spacing 58,500 lb. TRACTO R LEGAL PERMIT	40,000 lb. SPLIT AXLE (Flatbed) LEGAL 43' Trailer Spacing 70,500 lb. FLATBED LEGAL PERMIT	25' SPACING AXLES # 1-2 40' SPACING AXLES # 3-6	65' TOTAL SPACING 24,000 lbs. AXLES # 1-2 68,000 lbs. AXLES # 3-6	96,223 lb. LEGAL FEDERAL GUIDELINES 46,223 lb. TRACTOR & TRAILER DRY WEIGHT	50,000 lb. MAX. WEIGHT FOR SHIPMENT \$75.00 MAX WEIGHT SINGLE TRIP ONLY
ARKANSAS	20,000 lb. SINGLE (Steer) PERMIT	13,500 lb. SINGLE (Lift Axle) PERMIT	46,000 lb. TANDE M (Drive Axle) LEGAL 30' Tractor Spacing 58,500 lb. TRACTO R LEGAL PERMIT	40,000 lb. SPLIT AXLE (Flatbed) LEGAL 43' Trailer Spacing 70,500 lb. FLATBED LEGAL PERMIT	25' SPACING AXLES # 1-2 40' SPACING AXLES # 3-6	65' TOTAL SPACING 24,000 lbs. AXLES # 1-2 68,000 lbs. AXLES # 3-6	96,223 lb. LEGAL FEDERAL GUIDELINES 46,223 lb. TRACTOR & TRAILER DRY WEIGHT	50,000 lb. MAX. WEIGHT FOR SHIPMENT \$273.00 MAX WEIGHT SINGLE TRIP ONLY
CALIFORNIA	20,000 lb. SINGLE (Steer) PERMIT	13,500 lb. SINGLE (Lift Axle) PERMIT	46,000 lb. TANDE M (Drive Axle) LEGAL 30' Tractor Spacing 58,500 lb. TRACTO R LEGAL PERMIT	40,000 lb. SPLIT AXLE (Flatbed) LEGAL 43' Trailer Spacing 70,500 lb. FLATBED LEGAL PERMIT	25' SPACING AXLES # 1-2 40' SPACING AXLES # 3-6	65' TOTAL SPACING 24,000 lbs. AXLES # 1-2 68,000 lbs. AXLES # 3-6	96,223 lb. LEGAL FEDERAL GUIDELINES 46,223 lb. TRACTOR & TRAILER DRY WEIGHT	50,000 lb. MAX. WEIGHT FOR SHIPMENT \$90.00 MAX WEIGHT (Annually)
COLORADO	20,000 lb.	13,500 lb.	50,000 lb.	40,000 lb.	25'	65'	96,223 lb.	50,000 lb.

	SINGLE (Steer) PERMIT	SINGLE (Lift Axle) PERMIT	TANDEM (Drive Axle) LEGAL	SPLIT AXLE (Flatbed) LEGAL	SPACING AXLES # 1-2	TOTAL SPACING	LEGAL FEDERAL GUIDELINES	MAX. WEIGHT FOR SHIPMENT
			30' Tractor Spacing 58,500 lb. TRACTOR LEGAL PERMIT	43' Trailer Spacing 70,500 lb. FLATBED LEGAL PERMIT	40' SPACING AXLES # 3-6	24,000 lbs. AXLES # 1-2 68,000 lbs. AXLES # 3-6	46,223 lb. TRACTOR & TRAILER DRY WEIGHT	\$400.00 MAX WEIGHT (Annually)
CONNECTICUT	22,400 lb. SINGLE (Steer) PERMIT	13,500 lb. SINGLE (Lift Axle) PERMIT	40,000 lb. TANDEM (Drive Axle) LEGAL	44,800 lb. SPLIT AXLE (Flatbed) LEGAL	25' SPACING AXLES # 1-2	65' TOTAL SPACING	96,223 lb. LEGAL FEDERAL GUIDELINES	50,000 lb. MAX. WEIGHT FOR SHIPMENT
			30' Tractor Spacing 58,500 lb. TRACTOR LEGAL PERMIT	43' Trailer Spacing 70,500 lb. FLATBED LEGAL PERMIT	40' SPACING AXLES # 3-6	24,000 lbs. AXLES # 1-2 68,000 lbs. AXLES # 3-6	46,223 lb. TRACTOR & TRAILER DRY WEIGHT	\$73.00 MAX WEIGHT (Annually)
DELAWARE	20,000 lb. SINGLE (Steer) PERMIT	13,500 lb. SINGLE (Lift Axle) PERMIT	40,000 lb. TANDEM (Drive Axle) LEGAL	40,000 lb. SPLIT AXLE (Flatbed) LEGAL	25' SPACING AXLES # 1-2	65' TOTAL SPACING	96,223 lb. LEGAL FEDERAL GUIDELINES	50,000 lb. MAX. WEIGHT FOR SHIPMENT
			30' Tractor Spacing 58,500 lb. TRACTOR LEGAL PERMIT	43' Trailer Spacing 70,500 lb. FLATBED LEGAL PERMIT	40' SPACING AXLES # 3-6	24,000 lbs. AXLES # 1-2 68,000 lbs. AXLES # 3-6	46,223 lb. TRACTOR & TRAILER DRY WEIGHT	\$26.00 MAX WEIGHT SINGLE TRIP ONLY
FLORIDA	22,000 lb. SINGLE (Steer) PERMIT	13,500 lb. SINGLE (Lift Axle) PERMIT	40,000 lb. TANDEM (Drive Axle) LEGAL	44,000 lb. SPLIT AXLE (Flatbed) LEGAL	25' SPACING AXLES # 1-2	65' TOTAL SPACING	96,223 lb. LEGAL FEDERAL GUIDELINES	50,000 lb. MAX. WEIGHT FOR SHIPMENT
			30' Tractor Spacing 58,500 lb. TRACTOR	43' Trailer Spacing 70,500 lb.	40' SPACING AXLES # 3-6	24,000 lbs. AXLES # 1-2 68,000 lbs. AXLES # 3-6	46,223 lb. TRACTOR & TRAILER DRY WEIGHT	\$240.00 MAX WEIGHT (Annually)

			LEGAL PERMIT	FLATBED LEGAL PERMIT				
GEORGIA	20,340 lb. SINGLE (Steer) PERMIT	13,500 lb. SINGLE (Lift Axle) PERMIT	46,000 lb. TANDE M (Drive Axle) LEGAL 30' Tractor Spacing 58,500 lb. TRACTOR LEGAL PERMIT	40,680 lb. SPLIT AXLE (Flatbed) LEGAL 43' Trailer Spacing 70,500 lb. FLATBED LEGAL PERMIT	25' SPACING AXLES # 1-2 40' SPACING AXLES # 3-6	65' TOTAL SPACING 24,000 lbs. AXLES # 1-2 68,000 lbs. AXLES # 3-6	96,223 lb. LEGAL FEDERAL GUIDELINES 46,223 lb. TRACTOR & TRAILER DRY WEIGHT	50,000 lb. MAX. WEIGHT FOR SHIPMENT \$150.00 MAX WEIGHT (Annually)
IDAHO	20,000 lb. SINGLE (Steer) PERMIT	13,500 lb. SINGLE (Lift Axle) PERMIT	56,000 lb. TANDE M (Drive Axle) LEGAL 30' Tractor Spacing 58,500 lb. TRACTOR LEGAL PERMIT	40,000 lb. SPLIT AXLE (Flatbed) LEGAL 43' Trailer Spacing 70,500 lb. FLATBED LEGAL PERMIT	25' SPACING AXLES # 1-2 40' SPACING AXLES # 3-6	65' TOTAL SPACING 24,000 lbs. AXLES # 1-2 68,000 lbs. AXLES # 3-6	96,223 lb. LEGAL FEDERAL GUIDELINES 46,223 lb. TRACTOR & TRAILER DRY WEIGHT	50,000 lb. MAX. WEIGHT FOR SHIPMENT \$128.00 MAX WEIGHT (Annually)
ILLINOIS	20,000 lb. SINGLE (Steer) PERMIT	13,500 lb. SINGLE (Lift Axle) PERMIT	48,000 lb. TANDE M (Drive Axle) LEGAL 30' Tractor Spacing 58,500 lb. TRACTOR LEGAL PERMIT	40,000 lb. SPLIT AXLE (Flatbed) LEGAL 43' Trailer Spacing 70,500 lb. FLATBED LEGAL PERMIT	25' SPACING AXLES # 1-2 40' SPACING AXLES # 3-6	65' TOTAL SPACING 24,000 lbs. AXLES # 1-2 68,000 lbs. AXLES # 3-6	96,223 lb. LEGAL FEDERAL GUIDELINES 46,223 lb. TRACTOR & TRAILER DRY WEIGHT	50,000 lb. MAX. WEIGHT FOR SHIPMENT \$180.00 MAX WEIGHT (Annually)
INDIANA	20,000 lb. SINGLE (Steer) PERMIT	13,500 lb. SINGLE (Lift Axle) PERMIT	48,000 lb. TANDE M (Drive Axle) LEGAL 30'	40,000 lb. SPLIT AXLE (Flatbed) LEGAL 43'	25' SPACING AXLES # 1-2 40' SPACING AXLES # 3-6	65' TOTAL SPACING 24,000 lbs. AXLES # 1-2	96,223 lb. LEGAL FEDERAL GUIDELINES 46,223 lb.	50,000 lb. MAX. WEIGHT FOR SHIPMENT \$136.35

			Tractor Spacing 58,500 lb. TRACTOR LEGAL PERMIT	Trailer Spacing 70,500 lb. FLATBED LEGAL PERMIT		68,000 lbs. AXLES # 3-6	TRACTOR & TRAILER DRY WEIGHT	MAX WEIGHT SINGLE TRIP ONLY
IOWA	20,000 lb. SINGLE (Steer) PERMIT	13,500 lb. SINGLE (Lift Axle) PERMIT	40,000 lb. TANDEM (Drive Axle) LEGAL 30' Tractor Spacing 58,500 lb. TRACTOR LEGAL PERMIT	40,000 lb. SPLIT AXLE (Flatbed) LEGAL 43' Trailer Spacing 70,500 lb. FLATBED LEGAL PERMIT	25' SPACING AXLES # 1-2 40' SPACING AXLES # 3-6	65' TOTAL SPACING 24,000 lbs. AXLES # 1-2 68,000 lbs. AXLES # 3-6	96,223 lb. LEGAL FEDERAL GUIDELINES 46,223 lb. TRACTOR & TRAILER DRY WEIGHT	50,000 lb. MAX. WEIGHT FOR SHIPMENT \$300.00 MAX WEIGHT (Annually)
KANSAS	20,000 lb. SINGLE (Steer) PERMIT	13,500 lb. SINGLE (Lift Axle) PERMIT	45,000 lb. TANDEM (Drive Axle) LEGAL 30' Tractor Spacing 58,500 lb. TRACTOR LEGAL PERMIT	40,000 lb. SPLIT AXLE (Flatbed) LEGAL 43' Trailer Spacing 70,500 lb. FLATBED LEGAL PERMIT	25' SPACING AXLES # 1-2 40' SPACING AXLES # 3-6	65' TOTAL SPACING 24,000 lbs. AXLES # 1-2 68,000 lbs. AXLES # 3-6	96,223 lb. LEGAL FEDERAL GUIDELINES 46,223 lb. TRACTOR & TRAILER DRY WEIGHT	50,000 lb. MAX. WEIGHT FOR SHIPMENT \$150.00 MAX WEIGHT (Annually)
KENTUCKY	20,000 lb. SINGLE (Steer) PERMIT	13,500 lb. SINGLE (Lift Axle) PERMIT	45,000 lb. TANDEM (Drive Axle) LEGAL 30' Tractor Spacing 58,500 lb. TRACTOR LEGAL PERMIT	40,000 lb. SPLIT AXLE (Flatbed) LEGAL 43' Trailer Spacing 70,500 lb. FLATBED LEGAL PERMIT	25' SPACING AXLES # 1-2 40' SPACING AXLES # 3-6	65' TOTAL SPACING 24,000 lbs. AXLES # 1-2 68,000 lbs. AXLES # 3-6	96,223 lb. LEGAL FEDERAL GUIDELINES 46,223 lb. TRACTOR & TRAILER DRY WEIGHT	50,000 lb. MAX. WEIGHT FOR SHIPMENT \$500.00 MAX WEIGHT (Annually)
LOUISIANA	20,000 lb.	13,500 lb.	48,000 lb.	40,000 lb.	25'	65'	96,223 lb.	50,000 lb.

	SINGLE (Steer) PERMIT	SINGLE (Lift Axle) PERMIT	TANDEM (Drive Axle) LEGAL	SPLIT AXLE (Flatbed) LEGAL	SPACING AXLES # 1-2	TOTAL SPACING	LEGAL FEDERAL GUIDELINES	MAX. WEIGHT FOR SHIPMENT
			30' Tractor Spacing 58,500 lb. TRACTOR LEGAL PERMIT	43' Trailer Spacing 70,500 lb. FLATBED LEGAL PERMIT	40' SPACING AXLES # 3-6	24,000 lbs. AXLES # 1-2 68,000 lbs. AXLES # 3-6	46,223 lb. TRACTOR & TRAILER DRY WEIGHT	\$100.00 MAX WEIGHT SINGLE TRIP ONLY
MAINE	20,000 lb. SINGLE (Steer) PERMIT	13,500 lb. SINGLE (Lift Axle) PERMIT	50,000 lb. TANDEM (Drive Axle) LEGAL 30' Tractor Spacing 58,500 lb. TRACTOR LEGAL PERMIT	40,000 lb. SPLIT AXLE (Flatbed) LEGAL 43' Trailer Spacing 70,500 lb. FLATBED LEGAL PERMIT	25' SPACING AXLES # 1-2 40' SPACING AXLES # 3-6	65' TOTAL SPACING 24,000 lbs. AXLES # 1-2 68,000 lbs. AXLES # 3-6	96,223 lb. LEGAL FEDERAL GUIDELINES 46,223 lb. TRACTOR & TRAILER DRY WEIGHT	50,000 lb. MAX. WEIGHT FOR SHIPMENT \$10.00 MAX WEIGHT SINGLE TRIP ONLY
MARYLAND	20,000 lb. SINGLE (Steer) PERMIT	13,500 lb. SINGLE (Lift Axle) PERMIT	52,000 lb. TANDEM (Drive Axle) LEGAL 30' Tractor Spacing 58,500 lb. TRACTOR LEGAL PERMIT	40,000 lb. SPLIT AXLE (Flatbed) LEGAL 43' Trailer Spacing 70,500 lb. FLATBED LEGAL PERMIT	25' SPACING AXLES # 1-2 40' SPACING AXLES # 3-6	65' TOTAL SPACING 24,000 lbs. AXLES # 1-2 68,000 lbs. AXLES # 3-6	96,223 lb. LEGAL FEDERAL GUIDELINES 46,223 lb. TRACTOR & TRAILER DRY WEIGHT	50,000 lb. MAX. WEIGHT FOR SHIPMENT \$500.00 MAX WEIGHT (Annually)
MASSACHUSETTS	24,000 lb. SINGLE (Steer) PERMIT	13,500 lb. SINGLE (Lift Axle) PERMIT	40,000 lb. TANDEM (Drive Axle) LEGAL 30' Tractor Spacing 58,500 lb.	48,000 lb. SPLIT AXLE (Flatbed) LEGAL 43' Trailer Spacing 70,500 lb.	25' SPACING AXLES # 1-2 40' SPACING AXLES # 3-6	65' TOTAL SPACING 24,000 lbs. AXLES # 1-2 68,000 lbs. AXLES # 3-6	96,223 lb. LEGAL FEDERAL GUIDELINES 46,223 lb. TRACTOR & TRAILER DRY WEIGHT	50,000 lb. MAX. WEIGHT FOR SHIPMENT \$400.00 MAX WEIGHT (Annually)

			TRACTOR LEGAL PERMIT	FLATBED LEGAL PERMIT				
MICHIGAN	20,000 lb. SINGLE (Steer) PERMIT	13,500 lb. SINGLE (Lift Axle) PERMIT	40,000 lb. TANDE M (Drive Axle) LEGAL 30' Tractor Spacing 58,500 lb. TRACTO R LEGAL PERMIT	40,000 lb. SPLIT AXLE (Flatbed) LEGAL 43' Trailer Spacing 70,500 lb. FLATBED LEGAL PERMIT	25' SPACING AXLES # 1-2 40' SPACING AXLES # 3-6	65' TOTAL SPACING 24,000 lbs. AXLES # 1-2 68,000 lbs. AXLES # 3-6	96,223 lb. LEGAL FEDERAL GUIDELINES 46,223 lb. TRACTOR & TRAILER DRY WEIGHT	50,000 lb. MAX. WEIGHT FOR SHIPMENT \$50.00 MAX WEIGHT SINGLE TRIP ONLY
MINNESOTA	20,000 lb. SINGLE (Steer) PERMIT	13,500 lb. SINGLE (Lift Axle) PERMIT	40,000 lb. TANDE M (Drive Axle) LEGAL 30' Tractor Spacing 58,500 lb. TRACTO R LEGAL PERMIT	40,000 lb. SPLIT AXLE (Flatbed) LEGAL 43' Trailer Spacing 70,500 lb. FLATBED LEGAL PERMIT	25' SPACING AXLES # 1-2 40' SPACING AXLES # 3-6	65' TOTAL SPACING 24,000 lbs. AXLES # 1-2 68,000 lbs. AXLES # 3-6	96,223 lb. LEGAL FEDERAL GUIDELINES 46,223 lb. TRACTOR & TRAILER DRY WEIGHT	50,000 lb. MAX. WEIGHT FOR SHIPMENT \$200.00 MAX WEIGHT (Annually)
MISSISSIPPI	20,000 lb. SINGLE (Steer) PERMIT	13,500 lb. SINGLE (Lift Axle) PERMIT	48,000 lb. TANDE M (Drive Axle) LEGAL 30' Tractor Spacing 58,500 lb. TRACTO R LEGAL PERMIT	40,000 lb. STEP DECK (Flatbed) LEGAL 43' Trailer Spacing 70,500 lb. FLATBED LEGAL PERMIT	25' SPACING AXLES # 1-2 40' SPACING AXLES # 3-6	65' TOTAL SPACING 24,000 lbs. AXLES # 1-2 68,000 lbs. AXLES # 3-6	96,223 lb. LEGAL FEDERAL GUIDELINES 46,223 lb. TRACTOR & TRAILER DRY WEIGHT	50,000 lb. MAX. WEIGHT FOR SHIPMENT \$200.00 MAX WEIGHT (Annually)
MISSOURI	20,000 lb. SINGLE (Steer) PERMIT	13,500 lb. SINGLE (Lift Axle) PERMIT	46,000 lb. TANDE M (Drive Axle) LEGAL	40,000 lb. SPLIT AXLE (Flatbed) LEGAL	25' SPACING AXLES # 1-2 40'	65' TOTAL SPACING 24,000 lbs.	96,223 lb. LEGAL FEDERAL GUIDELINES	50,000 lb. MAX. WEIGHT FOR SHIPMENT \$300.00

			30' Tractor Spacing 58,500 lb. TRACTO R LEGAL PERMIT	43' Trailer Spacing 70,500 lb. FLATBED LEGAL PERMIT	SPACING AXLES # 3-6	AXLES # 1-2 68,000 lbs. AXLES # 3-6	46,223 lb. TRACTOR & TRAILER DRY WEIGHT	MAX WEIGHT (Annually)
MONTANA	20,000 lb. SINGLE (Steer) PERMIT	13,500 lb. SINGLE (Lift Axle) PERMIT	48,000 lb. TANDE M (Drive Axle) LEGAL 30' Tractor Spacing 58,500 lb. TRACTO R LEGAL PERMIT	40,000 lb. SPLIT AXLE (Flatbed) LEGAL 43' Trailer Spacing 70,500 lb. FLATBED LEGAL PERMIT	25' SPACING AXLES # 1-2 40' SPACING AXLES # 3-6	65' TOTAL SPACING 24,000 lbs. AXLES # 1-2 68,000 lbs. AXLES # 3-6	96,223 lb. LEGAL FEDERAL GUIDELINES 46,223 lb. TRACTOR & TRAILER DRY WEIGHT	50,000 lb. MAX. WEIGHT FOR SHIPMENT \$75.00 MAX WEIGHT (Annually)
NEBRASKA	20,000 lb. SINGLE (Steer) PERMIT	13,500 lb. SINGLE (Lift Axle) PERMIT	40,000 lb. TANDE M (Drive Axle) LEGAL 30' Tractor Spacing 58,500 lb. TRACTO R LEGAL PERMIT	40,000 lb. SPLIT AXLE (Flatbed) LEGAL 43' Trailer Spacing 70,500 lb. FLATBED LEGAL PERMIT	25' SPACING AXLES # 1-2 40' SPACING AXLES # 3-6	65' TOTAL SPACING 24,000 lbs. AXLES # 1-2 68,000 lbs. AXLES # 3-6	96,223 lb. LEGAL FEDERAL GUIDELINES 46,223 lb. TRACTOR & TRAILER DRY WEIGHT	50,000 lb. MAX. WEIGHT FOR SHIPMENT \$25.00 MAX WEIGHT SINGLE TRIP ONLY
NEVADA	20,000 lb. SINGLE (Steer) PERMIT	13,500 lb. SINGLE (Lift Axle) PERMIT	46,725 lb. TANDE M (Drive Axle) LEGAL 30' Tractor Spacing 58,500 lb. TRACTO R LEGAL PERMIT	40,000 lb. SPLIT AXLE (Flatbed) LEGAL 43' Trailer Spacing 70,500 lb. FLATBED LEGAL PERMIT	25' SPACING AXLES # 1-2 40' SPACING AXLES # 3-6	65' TOTAL SPACING 24,000 lbs. AXLES # 1-2 68,000 lbs. AXLES # 3-6	96,223 lb. LEGAL FEDERAL GUIDELINES 46,223 lb. TRACTOR & TRAILER DRY WEIGHT	50,000 lb. MAX. WEIGHT FOR SHIPMENT \$60.00 MAX WEIGHT (Annually)

NEW HAMPSHIRE	20,000 lb. SINGLE (Steer) PERMIT	13,500 lb. SINGLE (Lift Axle) PERMIT	46,000 lb. TANDE M (Drive Axle) LEGAL 30' Tractor Spacing 58,500 lb. TRACTO R LEGAL PERMIT	40,000 lb. SPLIT AXLE (FLATBED) LEGAL 43' Trailer Spacing 70,500 lb. FLATBED LEGAL PERMIT	25' SPACING AXLES # 1-2 40' SPACING AXLES # 3-6	65' TOTAL SPACING 24,000 lbs. AXLES # 1-2 68,000 lbs. AXLES # 3-6	96,223 lb. LEGAL FEDERAL GUIDELINES 46,223 lb. TRACTOR & TRAILER DRY WEIGHT	50,000 lb. MAX. WEIGHT FOR SHIPMENT \$115.00 MAX WEIGHT (Annually)
NEW JERSEY	22,400 lb. SINGLE (Steer) PERMIT	13,500 lb. SINGLE (Lift Axle) PERMIT	40,000 lb. TANDE M (Drive Axle) LEGAL 30' Tractor Spacing 58,500 lb. TRACTO R LEGAL PERMIT	44,800 lb. SPLIT AXLE (Flatbed) LEGAL 43' Trailer Spacing 70,500 lb. FLATBED LEGAL PERMIT	25' SPACING AXLES # 1-2 40' SPACING AXLES # 3-6	65' TOTAL SPACING 24,000 lbs. AXLES # 1-2 68,000 lbs. AXLES # 3-6	96,223 lb. LEGAL FEDERAL GUIDELINES 46,223 lb. TRACTOR & TRAILER DRY WEIGHT	50,000 lb. MAX. WEIGHT FOR SHIPMENT \$90.00 MAX WEIGHT SINGLE TRIP ONLY
	21,600 lb. SINGLE (Steer) PERMIT	13,500 lb. SINGLE (Lift Axle) PERMIT	46,000 lb. TANDE M (Drive Axle) LEGAL 30' Tractor Spacing 58,500 lb. TRACTO R LEGAL PERMIT	43,200 lb. SPLIT AXLE (Flatbed) LEGAL 43' Trailer Spacing 70,500 lb. FLATBED LEGAL PERMIT	25' SPACING AXLES # 1-2 40' SPACING AXLES # 3-6	65' TOTAL SPACING 24,000 lbs. AXLES # 1-2 68,000 lbs. AXLES # 3-6	96,223 lb. LEGAL FEDERAL GUIDELINES 46,223 lb. TRACTOR & TRAILER DRY WEIGHT	50,000 lb. MAX. WEIGHT FOR SHIPMENT \$250.00 MAX WEIGHT (Annually)
NEW YORK	22,400 lb. SINGLE (Steer) PERMIT	13,500 lb. SINGLE (Lift Axle) PERMIT	50,000 lb. TANDE M (Drive Axle) LEGAL 30' Tractor Spacing	44,800 lb. SPLIT AXLE (Flatbed) LEGAL 43' Trailer Spacing	25' SPACING AXLES # 1-2 40' SPACING AXLES # 3-6	65' TOTAL SPACING 24,000 lbs. AXLES # 1-2 68,000 lbs. AXLES # 3-6	96,223 lb. LEGAL FEDERAL GUIDELINES 46,223 lb. TRACTOR & TRAILER DRY WEIGHT	50,000 lb. MAX. WEIGHT FOR SHIPMENT \$360.00 MAX WEIGHT (Annually)

			58,500 lb. TRACTOR LEGAL PERMIT	70,500 lb. FLATBED LEGAL PERMIT				
NORTH CAROLINA	20,000 lb. SINGLE (Steer) PERMIT	13,500 lb. SINGLE (Lift Axle) PERMIT	50,000 lb. TANDE M (Drive Axle) LEGAL 30' Tractor Spacing 58,500 lb. TRACTOR LEGAL PERMIT	40,000 lb. SPLIT AXLE (Flatbed) LEGAL 43' Trailer Spacing 70,500 lb. FLATBED LEGAL PERMIT	25' SPACING AXLES # 1-2 40' SPACING AXLES # 3-6	65' TOTAL SPACING 24,000 lbs. AXLES # 1-2 68,000 lbs. AXLES # 3-6	96,223 lb. LEGAL FEDERAL GUIDELINES 46,223 lb. TRACTOR & TRAILER DRY WEIGHT	50,000 lb. MAX. WEIGHT FOR SHIPMENT \$105.00 MAX WEIGHT (Annually)
NORTH DAKOTA	20,000 lb. SINGLE (Steer) PERMIT	13,500 lb. SINGLE (Lift Axle) PERMIT	45,000 lb. TANDE M (Drive Axle) LEGAL 30' Tractor Spacing 58,500 lb. TRACTOR LEGAL PERMIT	40,000 lb. SPLIT AXLE (Flatbed) LEGAL 43' Trailer Spacing 70,500 lb. FLATBED LEGAL PERMIT	25' SPACING AXLES # 1-2 40' SPACING AXLES # 3-6	65' TOTAL SPACING 24,000 lbs. AXLES # 1-2 68,000 lbs. AXLES # 3-6	96,223 lb. LEGAL FEDERAL GUIDELINES 46,223 lb. TRACTOR & TRAILER DRY WEIGHT	50,000 lb. MAX. WEIGHT FOR SHIPMENT \$115.00 MAX WEIGHT (Annually)
OHIO	20,000 lb. SINGLE (Steer) PERMIT	13,500 lb. SINGLE (Lift Axle) PERMIT	46,000 lb. TANDE M (Drive Axle) LEGAL 30' Tractor Spacing 58,500 lb. TRACTOR LEGAL PERMIT	40,000 lb. SPLIT AXLE (Flatbed) LEGAL 43' Trailer Spacing 70,500 lb. FLATBED LEGAL PERMIT	25' SPACING AXLES # 1-2 40' SPACING AXLES # 3-6	65' TOTAL SPACING 24,000 lbs. AXLES # 1-2 68,000 lbs. AXLES # 3-6	96,223 lb. LEGAL FEDERAL GUIDELINES 46,223 lb. TRACTOR & TRAILER DRY WEIGHT	50,000 lb. MAX. WEIGHT FOR SHIPMENT \$1,980.00 MAX WEIGHT (Annually)
OKLAHOMA	20,000 lb. SINGLE (Steer) PERMIT	13,500 lb. SINGLE (Lift Axle) PERMIT	40,000 lb. TANDE M (Drive	40,000 lb. SPLIT AXLE	25' SPACING AXLES # 1-2	65' TOTAL SPACING	96,223 lb. LEGAL FEDERAL GUIDELINES	50,000 lb. MAX. WEIGHT FOR SHIPMENT

			Axle) LEGAL 30' Tractor Spacing 58,500 lb. TRACTO R LEGAL PERMIT	(Flatbed) LEGAL 43' Trailer Spacing 70,500 lb. FLATBED LEGAL PERMIT	40' SPACING AXLES # 3-6	24,000 lbs. AXLES # 1-2 68,000 lbs. AXLES # 3-6	46,223 lb. TRACTOR & TRAILER DRY WEIGHT	\$480.00 MAX WEIGHT (Annually)
OREGON	20,000 lb. SINGLE (Steer) PERMIT	13,500 lb. SINGLE (Lift Axle) PERMIT	43,000 lb. TANDE M (Drive Axle) LEGAL 30' Tractor Spacing 58,500 lb. TRACTO R LEGAL PERMIT	40,000 lb. SPLIT AXLE (Flatbed) LEGAL 43' Trailer Spacing 70,500 lb. FLATBED LEGAL PERMIT	25' SPACING AXLES # 1-2 40' SPACING AXLES # 3-6	65' TOTAL SPACING 24,000 lbs. AXLES # 1-2 68,000 lbs. AXLES # 3-6	96,223 lb. LEGAL FEDERAL GUIDELINES 46,223 lb. TRACTOR & TRAILER DRY WEIGHT	50,000 lb. MAX. WEIGHT FOR SHIPMENT \$8.00 MAX WEIGHT SINGLE TRIP ONLY
PENNSYLVANIA	20,000 lb. SINGLE (Steer) PERMIT	13,500 lb. SINGLE (Lift Axle) PERMIT	52,000 lb. TANDE M (Drive Axle) LEGAL 30' Tractor Spacing 58,500 lb. TRACTO R LEGAL PERMIT	40,000 lb. SPLIT AXLE (Flatbed) LEGAL 43' Trailer Spacing 70,500 lb. FLATBED LEGAL PERMIT	25' SPACING AXLES # 1-2 40' SPACING AXLES # 3-6	65' TOTAL SPACING 24,000 lbs. AXLES # 1-2 68,000 lbs. AXLES # 3-6	96,223 lb. LEGAL FEDERAL GUIDELINES 46,223 lb. TRACTOR & TRAILER DRY WEIGHT	50,000 lb. MAX. WEIGHT FOR SHIPMENT \$224.00 MAX WEIGHT SINGLE TRIP ONLY
RHODE ISLAND	22,400 lb. SINGLE (Steer) PERMIT	13,500 lb. SINGLE (Lift Axle) PERMIT	42,000 lb. TANDE M (Drive Axle) LEGAL 30' Tractor Spacing 58,500 lb. TRACTO R LEGAL PERMIT	44,800 lb. SPLIT AXLE (Flatbed) LEGAL 43' Trailer Spacing 70,500 lb. FLATBED LEGAL PERMIT	25' SPACING AXLES # 1-2 40' SPACING AXLES # 3-6	65' TOTAL SPACING 24,000 lbs. AXLES # 1-2 68,000 lbs. AXLES # 3-6	96,223 lb. LEGAL FEDERAL GUIDELINES 46,223 lb. TRACTOR & TRAILER DRY WEIGHT	50,000 lb. MAX. WEIGHT FOR SHIPMENT \$120.00 MAX WEIGHT (Annually)

SOUTH CAROLINA	20,000 lb. SINGLE (Steer) PERMIT	13,500 lb. SINGLE (Lift Axle) PERMIT	40,000 lb. TANDE M (Drive Axle) LEGAL 30' Tractor Spacing 58,500 lb. TRACTOR LEGAL PERMIT	40,000 lb. SPLIT AXLE (Flatbed) LEGAL 43' Trailer Spacing 70,500 lb. FLATBED LEGAL PERMIT	25' SPACING AXLES # 1-2 40' SPACING AXLES # 3-6	65' TOTAL SPACING 24,000 lbs. AXLES # 1-2 68,000 lbs. AXLES # 3-6	96,223 lb. LEGAL FEDERAL GUIDELINES 46,223 lb. TRACTOR & TRAILER DRY WEIGHT	50,000 lb. MAX. WEIGHT FOR SHIPMENT \$100.00 MAX WEIGHT (Annually)
SOUTH DAKOTA	20,000 lb. SINGLE (Steer) PERMIT	13,500 lb. SINGLE (Lift Axle) PERMIT	46,000 lb. TANDE M (Drive Axle) LEGAL 30' Tractor Spacing 58,500 lb. TRACTOR LEGAL PERMIT	40,000 lb. SPLIT AXLE (Flatbed) LEGAL 43' Trailer Spacing 70,500 lb. FLATBED LEGAL PERMIT	25' SPACING AXLES # 1-2 40' SPACING AXLES # 3-6	65' TOTAL SPACING 24,000 lbs. AXLES # 1-2 68,000 lbs. AXLES # 3-6	96,223 lb. LEGAL FEDERAL GUIDELINES 46,223 lb. TRACTOR & TRAILER DRY WEIGHT	50,000 lb. MAX. WEIGHT FOR SHIPMENT \$241.30 MAX WEIGHT (Annually)
TENNESSEE	20,000 lb. SINGLE (Steer) PERMIT	13,500 lb. SINGLE (Lift Axle) PERMIT	40,000 lb. TANDE M (Drive Axle) LEGAL 30' Tractor Spacing 58,500 lb. TRACTOR LEGAL PERMIT	40,000 lb. SPLIT AXLE (Flatbed) LEGAL 43' Trailer Spacing 70,500 lb. FLATBED LEGAL PERMIT	25' SPACING AXLES # 1-2 40' SPACING AXLES # 3-6	65' TOTAL SPACING 24,000 lbs. AXLES # 1-2 68,000 lbs. AXLES # 3-6	96,223 lb. LEGAL FEDERAL GUIDELINES 46,223 lb. TRACTOR & TRAILER DRY WEIGHT	50,000 lb. MAX. WEIGHT FOR SHIPMENT \$500.00 MAX WEIGHT (Annually)
TEXAS	20,000 lb. SINGLE (Steer) PERMIT	13,500 lb. SINGLE (Lift Axle) PERMIT	46,000 lb. TANDE M (Drive Axle) LEGAL 30' Tractor Spacing	40,000 lb. SPLIT AXLE (Flatbed) LEGAL 43' Trailer Spacing	25' SPACING AXLES # 1-2 40' SPACING AXLES # 3-6	65' TOTAL SPACING 24,000 lbs. AXLES # 1-2 68,000 lbs. AXLES # 3-6	96,223 lb. LEGAL FEDERAL GUIDELINES 46,223 lb. TRACTOR & TRAILER DRY WEIGHT	50,000 lb. MAX. WEIGHT FOR SHIPMENT \$4,061.61 MAX WEIGHT (Annually)

			58,500 lb. TRACTOR LEGAL PERMIT	70,500 lb. FLATBED LEGAL PERMIT				
UTAH	20,000 lb. SINGLE (Steer) PERMIT	13,500 lb. SINGLE (Lift Axle) PERMIT	50,000 lb. TANDE M (Drive Axle) LEGAL 30' Tractor Spacing 58,500 lb. TRACTO R LEGAL PERMIT	40,000 lb. SPLIT AXLE (Flatbed) LEGAL 40' Trailer Spacing 68,500 lb. STEP DECK LEGAL PERMIT	25' SPACING AXLES # 1-2 40' SPACING AXLES # 3-6	65' TOTAL SPACING 24,000 lbs. AXLES # 1-2 68,000 lbs. AXLES # 3-6	96,223 lb. LEGAL FEDERAL GUIDELINES 46,223 lb. TRACTOR & TRAILER DRY WEIGHT	50,000 lb. MAX. WEIGHT FOR SHIPMENT \$480.00 MAX WEIGHT (Annually)
VERMONT	22,400 lb. SINGLE (Steer) PERMIT	13,500 lb. SINGLE (Lift Axle) PERMIT	40,000 lb. TANDE M (Drive Axle) LEGAL 30' Tractor Spacing 58,500 lb. TRACTO R LEGAL PERMIT	44,800 lb. SPLIT AXLE (Flatbed) LEGAL 43' Trailer Spacing 70,500 lb. FLATBED LEGAL PERMIT	25' SPACING AXLES # 1-2 40' SPACING AXLES # 3-6	65' TOTAL SPACING 24,000 lbs. AXLES # 1-2 68,000 lbs. AXLES # 3-6	96,223 lb. LEGAL FEDERAL GUIDELINES 46,223 lb. TRACTOR & TRAILER DRY WEIGHT	50,000 lb. MAX. WEIGHT FOR SHIPMENT \$800.00 MAX WEIGHT (Annually)
VIRGINIA	20,000 lb. SINGLE (Steer) PERMIT	13,500 lb. SINGLE (Lift Axle) PERMIT	44,000 lb. TANDE M (Drive Axle) LEGAL 30' Tractor Spacing 58,500 lb. TRACTO R LEGAL PERMIT	40,000 lb. SPLIT AXLE (Flatbed) LEGAL 43' Trailer Spacing 70,500 lb. FLATBED LEGAL PERMIT	25' SPACING AXLES # 1-2 40' SPACING AXLES # 3-6	65' TOTAL SPACING 24,000 lbs. AXLES # 1-2 68,000 lbs. AXLES # 3-6	96,223 lb. LEGAL FEDERAL GUIDELINES 46,223 lb. TRACTOR & TRAILER DRY WEIGHT	50,000 lb. MAX. WEIGHT FOR SHIPMENT \$500.00 MAX WEIGHT (Annually)
WASHINGTON STATE	20,000 lb.	13,500 lb.	43,000 lb. TANDE M (Drive	40,000 lb.	25' SPACING AXLES # 1-2	65' TOTAL SPACING	96,223 lb. LEGAL	50,000 lb. MAX. WEIGHT FOR SHIPMENT

	SINGLE (Steer) PERMIT	SINGLE (Lift Axle) PERMIT	Axle) LEGAL 30' Tractor Spacing 58,500 lb. TRACTOR LEGAL PERMIT	TRIDEM (Step Deck) LEGAL 43' Trailer Spacing 70,500 lb. FLATBED LEGAL PERMIT	40' SPACING AXLES # 3-6	24,000 lbs. AXLES # 1-2 68,000 lbs. AXLES # 3-6	FEDERAL GUIDELINES 46,223 lb. TRACTOR & TRAILER DRY WEIGHT	\$0.00 MAX WEIGHT SINGLE TRIP ONLY
WEST VIRGINIA	20,000 lb. SINGLE (Steer) PERMIT	13,500 lb. SINGLE (Lift Axle) PERMIT	45,000 lb. TANDEM (Drive Axle) LEGAL 30' Tractor Spacing 58,500 lb. TRACTOR LEGAL PERMIT	40,000 lb. SPLIT AXLE (Flatbed) LEGAL 43' Trailer Spacing 70,500 lb. FLATBED LEGAL PERMIT	25' SPACING AXLES # 1-2 40' SPACING AXLES # 3-6	65' TOTAL SPACING 24,000 lbs. AXLES # 1-2 68,000 lbs. AXLES # 3-6	96,223 lb. LEGAL FEDERAL GUIDELINES 46,223 lb. TRACTOR & TRAILER DRY WEIGHT	50,000 lb. MAX. WEIGHT FOR SHIPMENT \$139.68 MAX WEIGHT SINGLE TRIP ONLY
WISCONSIN	20,000 lb. SINGLE (Steer) PERMIT	13,500 lb. SINGLE (Lift Axle) PERMIT	65,000 lb. TANDEM (Drive Axle) LEGAL 30' Tractor Spacing 58,500 lb. TRACTOR LEGAL PERMIT	40,000 lb. SPLIT AXLE (Flatbed) LEGAL 43' Trailer Spacing 70,500 lb. FLATBED LEGAL PERMIT	25' SPACING AXLES # 1-2 40' SPACING AXLES # 3-6	65' TOTAL SPACING 24,000 lbs. AXLES # 1-2 68,000 lbs. AXLES # 3-6	96,223 lb. LEGAL FEDERAL GUIDELINES 46,223 lb. TRACTOR & TRAILER DRY WEIGHT	50,000 lb. MAX. WEIGHT FOR SHIPMENT \$350.00 MAX WEIGHT (Annually)
WYOMING	20,000 lb. SINGLE (Steer) PERMIT	13,500 lb. SINGLE (Lift Axle) PERMIT	55,000 lb. TANDEM (Drive Axle) LEGAL 30' Tractor Spacing 58,500 lb. TRACTOR	40,000 lb. SPLIT AXLE (Flatbed) LEGAL 43' Trailer Spacing 70,500 lb. FLATBED LEGAL PERMIT	25' SPACING AXLES # 1-2 40' SPACING AXLES # 3-6	65' TOTAL SPACING 24,000 lbs. AXLES # 1-2 68,000 lbs. AXLES # 3-6	96,223 lb. LEGAL FEDERAL GUIDELINES 46,223 lb. TRACTOR & TRAILER DRY WEIGHT	50,000 lb. MAX. WEIGHT FOR SHIPMENT \$40.00 MAX WEIGHT SINGLE TRIP ONLY

LEGAL
PERMIT

BROKERING MONTHLY START-UP COSTS

N.J.R. Trucking

DIVISION	GROSS INCOME (Monthly)	Nash County, NC Income Tax 5.3% (Monthly)	North Carolina Income Tax 4.9% (Monthly)	Federal Income Tax 35% (Monthly)	TOTAL INCOME TAXES PAID (Monthly)	NET INCOME AFTER TAXES (Monthly)
Gulfstream Pilot	\$14,583.33	\$772.92	\$714.58	\$5,104.17	\$6,591.67	\$7,991.66
Gulfstream Co-Pilot	\$12,583.33	\$666.92	\$616.58	\$4,404.17	\$5,687.67	\$6,895.66
Gulfstream Flight Stewardess	\$10,583.33	\$560.92	\$518.58	\$3,704.17	\$4,783.67	\$5,799.66
Bell 429 Pilot	\$11,583.33	\$613.92	\$567.58	\$4,054.17	\$5,235.67	\$6,347.66
N.J.R. Logistics Group Secretary	\$6,000.00	\$318.00	\$294.00	\$2,100.00	\$2,712.00	\$3,288.00
N.J.R. Logistics Group Brokering Agent	\$10,000.00	\$530.00	\$490.00	\$3,500.00	\$4,520.00	\$5,480.00
TOTALS	\$65,333.32	\$3,462.68	\$3,201.32	\$22,866.68	\$29,530.68	\$35,802.64

BROKERING EMPLOYEES MONTHLY START-UP COSTS

N.J.R. Trucking

DIVISION	GROSS INCOME (Monthly)	Nash County, NC Income Tax 5.3% (Monthly)	North Carolina Income Tax 4.9% (Monthly)	Federal Income Tax 35% (Monthly)	TOTAL INCOME TAXES PAID (Monthly)	NET INCOME AFTER TAXES (Monthly)
Gulfstream Pilot	\$14,583.33	\$772.92	\$714.58	\$5,104.17	\$6,591.67	\$7,991.66
Gulfstream Co-Pilot	\$12,583.33	\$666.92	\$616.58	\$4,404.17	\$5,687.67	\$6,895.66
Gulfstream Flight Stewardess	\$10,583.33	\$560.92	\$518.58	\$3,704.17	\$4,783.67	\$5,799.66
Bell 429 Pilot	\$11,583.33	\$613.92	\$567.58	\$4,054.17	\$5,235.67	\$6,347.66
N.J.R. Logistics Group Secretary	\$6,000.00	\$318.00	\$294.00	\$2,100.00	\$2,712.00	\$3,288.00
N.J.R. Logistics Group Brokering Agent	\$10,000.00	\$530.00	\$490.00	\$3,500.00	\$4,520.00	\$5,480.00
TOTALS	\$65,333.32	\$3,462.68	\$3,201.32	\$22,866.68	\$29,530.68	\$35,802.64
AVERAGES	\$10,888.89 Average Monthly Total Expenses	\$577.11 Average Monthly Nash Income Tax	\$533.55 Average Monthly NC Income Tax	\$3,811.11 Average Monthly Federal Income Tax	\$4,921.78 Average Monthly Income Taxes Paid	\$5,967.11 Average Monthly Net Income After Taxes Paid

BROKERING START-UP COSTS

April 19, 2023

# of Employees - 6 <ul style="list-style-type: none"> • Tariq Robinson - Owner • Brokering Agent - \$120,000.00 • Secretary - \$60,000.00 • Flight Stewardess - \$126,999.96 • Helicopter Pilot - \$138,999.96 • Jet Co-Pilot - \$150,999.96 • Jet Pilot - \$174,999.96 	
Location of Services – Lower 48 States & Canada	



<i>COST ITEMS</i>	<i>MONTHS</i>	<i>COST/MONTH</i>	<i>ONE-TIME COST</i>	<i>TOTAL COST</i>
-------------------	---------------	-------------------	----------------------	-------------------



Advertising/Marketing <ul style="list-style-type: none"> • Godaddy -\$100.00 Annually • LinkedIn Advanced Sales - \$125.00 Monthly 	12	\$133.33	\$0.00	\$1,599.96
---	----	----------	--------	------------

Employees Salaries <ol style="list-style-type: none"> 1. Hourly - \$267.16 per hour 2. Daily Salary - \$2,137.32 3. Weekly Salary - \$14,961.24 4. Monthly - \$64,333.32 5. Quarterly Salary - \$192,999.96 6. Annually Salary - \$771,999.84 7. TOTAL EMPLOYEES - 6 EMPLOYEES 	12	\$64,333.32	\$0.00	\$771,999.84
--	----	-------------	--------	--------------

Employee Benefits North Carolina Blue Cross & Blue Shield (Health \$2.47 per hour) <ul style="list-style-type: none"> • Prudential (Retirement \$2.78 per hour) 	12	\$5,460.00	\$0.00	\$65,520.00
--	----	------------	--------	-------------

Rent/Lease Payments/Utilities Hangar For Helicopter <ul style="list-style-type: none"> • Property Tax 0.92% • Titian Steel 100' x 100' x 25' Metal Building -368,000.00 • 2014 Caterpillar XQ200 Propane Generator - \$99,500.00 • Utilities - \$23,000.00 Annually 	12	\$2,278.98	\$467,500.00	\$494,847.75
---	----	------------	--------------	--------------

Postage/Shipping Fedex Ground & Air UPS Ground & Air USPS Priority Mail	12	\$430.00	\$0.00	\$5,160.00
---	----	----------	--------	------------

Communication/Telephone (5) iPhone 13 Pro Max - \$1,599.00 each (5) iPad Pro 12.9" - \$1,799.00 each (5) iMac 24" - \$3,157.98 each (5) T-Mobile Magenta Max - \$140.00 per month each (5) MacBook Pro 16" - \$5,398.98 each	12	\$700.00	\$75,564.70	\$84,054.70
--	----	----------	-------------	-------------

(5) iMac 24" - \$3,157.98 each				
<p align="center">Computer Equipment</p> (4)HP Office Jet Pro 9015e Wireless Color All-in-One Printer - \$269.99 (4) eFax + jsign - \$19.95 Monthly (5) Inseego 5G Mifi M2000 Wireless Hotspot - \$336.00 (3) DJI Mavic Air 2 Drone - \$784.00 (3) Sharper Image True Night Vision Googles - \$169.99 (3) GoPro Max 360 Degree Action Camera - \$499.99	12	\$79.80	\$7,121.90	\$8,079.50
<p align="center">Computer Software</p> Fiix Professional - \$75.00 Monthly Trucking Office - \$120.00 Monthly Flight Radar 24 - \$3.99 Monthly ForeFlight Mobile EFB Performance Plus - \$30.00 Monthly LogTen Pilot Logbook Business - \$29.16 Monthly Raken App - \$37.00 per user Monthly Workyard Workforce Management - \$143.00 Monthly DAT Power Office - \$280.00 Monthly 123 Load Board - \$55.00 Monthly	12	\$995.15	\$0.00	\$11,941.80
<p align="center">Insurance</p> John Hackney Agency, Inc. 3700 Nash Street W. Wilson, NC 27896 (252)291-3111 info@johnhackneyagency.com http://www.johnhackneyagency.com <ul style="list-style-type: none"> • Commercial Vehicle - \$10,000.00 Annually • Brokering Insurance - \$4,500.00 Annually • (6) Electric Vehicle Insurance - \$12,500.00 Annually • (6) Workers Comp Insurance - \$7,256.35 Annually • Building Front Insurance - \$3,000.00 Annually • Shop Insurance - \$1,500.00 Annually • (3) Section 179 Business Deduction Vehicles (6,000 lbs. Or More) Insurance - \$2,500.00 Annually JW Surety Bonds 6023A Kellers Church Road Pipersville, PA 18947 (888)592-6631 info@jwsuretybonds.com http://www.jwsuretybonds.com <ul style="list-style-type: none"> • \$75,000 Bond BM-84 Freight Broker Bond - \$937.50 Monthly • \$75,000.00 Bond Auto / Motor Vehicle Dealer License Bond - \$937.50 Bond • \$75,000.00 Bond Used Car Dealer Bond - \$937.50 Bond • \$75,000.00 Bond Lost Title Bond - \$937.50 Bond 	12	\$6,979.70	\$0.00	\$83,756.35

<p>Business Vehicles</p> <ul style="list-style-type: none"> (6) 2023 Tesla Model Y Performance Electric Vehicles (\$70,990.00 Each) - \$425,940.00 (1) 2023 Porsche Taycan Turbo S Cross Turismo - \$225,710.00 (1) 2016 Bell 429WLG Helicopter - \$5,250,000.00 (1) 2021 Gulfstream G650ER - \$59,500,000.00 (7) Electric Vehicle Charging Expense - \$29,200.00 (6) Electric Vehicles Tires Expenses (\$225.00 per tire x 4 tires x 2 Sets=) - \$13,500.00 <p>Section 179 Combustion Engine Vehicles (Tax Write off up to \$1 Million)</p> <ul style="list-style-type: none"> Deduct up to \$1,000,000.00 <p>Aircraft Hourly Expense</p> <ul style="list-style-type: none"> Helicopter (200-Hours) - \$372,000.00 Jet (200-Hours) - \$1,625,000.00 <p>Section 179 Combustion Engine Operating Expenses</p> <ul style="list-style-type: none"> (1) Cadillac Escalade ESV Sport Platinum - \$120,000.00 (4) Tires @ \$250.00 per tire x 2 Sets = \$2,000.00 Diesel Fuel @ \$4.50 per gallon x 1,363.6 gallons = \$6,136.20 Annually Service & Maintenance - \$8,000.00 	12	\$168,886.35	\$65,521,650.00	\$67,548,286.20
<p>Bank Service Charges</p> <p>PenFed Credit Union 803 Armistead Street Fort Bragg, NC 28307 (800)247-5626 http://www.penfed.org</p>	12	\$10.00	\$0.00	\$120.00
<p>Supplies</p> <p>Samsara 350 Rhode Island Street 4th Floor South Building San Francisco, CA 94103 (415)985-2400 info@samsara.com http://www.samsara.com</p> <ul style="list-style-type: none"> (10) ELD Device (Apps & Driver Workflows) - \$40.00 per vehicle Monthly (10) GPS (Equipment Monitoring, Vehicle Telematics) - \$12.00 per vehicle Monthly (10) Dash Camera (Video Based Safety, Driver Safety Scoreboard) - \$5.00 per vehicle Monthly <p>Olympia Steel Building 400 Island Ave. McKees Rock, PA 15136</p>	1	\$8,236.67	\$1,276,000.00	\$1,374,840.04

<p>(888)449-7756 customerservice@factoryusa.com http://www.olmpiabuildings.com</p> <ul style="list-style-type: none"> • Jet & Helicopter Hangar 200'x 200'x 40' - \$1,000,000.00 • Helicopter Pilot and Jet Pilot Office • Utilities - \$92,000.00 Annually 				
<p>Travel & Entertainment Bonvoy Marriott - \$1,800.00 Monthly Food - \$1,200.00 Monthly UBER - \$1,200.00 Monthly</p>	12	\$4,200.00	\$0.00	\$50,400.00
<p>Furniture & Fixtures Office Depot 1321 Cobb Corners Drive Rocky Mount, NC 27804 (252)442-5140 http://www.officedepot.com</p>	1	\$0.00	\$45,000.00	\$0.00
<p>Leasehold Improvements</p> <p>Naomi Jeanette Robinson Trucking 2808 S. Wesleyan Blvd. Rocky Mount, NC 27803 njrtruckingllc@gmail.com http://www.njrtrucking.com</p> <p>The 286.16 acre lot has to be surveyed and level off to put a metal 100'L x 100'W x 25'H truck garage. A 8,000'L x 150'W Runway and 200'L x 200'W x 35'H Metal Hangar on the property.</p> <p>DAYS TO COMPLETE.....253 - Days</p> <ol style="list-style-type: none"> 1. Surveying Days - 5 Day 2. Leveling the property - 57 Days 3. Excavation - 63 Days 4. Grading - 30 Days 5. Paving - 68 Days 6. Lighting - 30 Days <p>ESTIMATED BID SPECIFICATIONS Grading Garage & Office Pad (300' x 300') Grading Runway (10" of Asphalt / 6" Road Stones / 6" Sand)</p> <p>TOTAL ESTIMATE:..\$32,600,741.00</p> <ul style="list-style-type: none"> • Asphalt - 66,667 Tons (\$7,333,370.00) • Road Stones - 40,000 Tons (\$3,600,000.00) • Sand - 40,000 Tons (\$2,800,000.00) • Dirt Accumulated - 40,667 Cubic Yards • # Of Equipment - 12 (\$2,265,600.00) • # of Dump Trucks - 71 (\$3,862,400.00) <ul style="list-style-type: none"> ○ Onsite - 4 ○ Sand - 9 ○ Stones -9 ○ Asphalt Base - 25 ○ Asphalt Top - 24 	12	\$2,716,728.00	<p>\$0.00 (Naomi Jeanette Robinson Logistics Group Machines Runway & Clearing)</p> <p>\$0.00 Barnhill Construction (Garage & Hangar Construction)</p>	\$32,600,741.00

<ul style="list-style-type: none"> ● Employees - 41 (\$2,489,520.00) <ul style="list-style-type: none"> ○ Surveying - 2 ○ Clearing - 4 ○ Excavation - 4 ○ Grading - 5 ○ Base Asphalt - 11 ○ Top Asphalt - 11 ○ Wiring Electrical - 4 <p>TOTAL DAILY BID</p> <ul style="list-style-type: none"> ● Monthly Cost:....\$2,716,728.42 ● Weekly Cost:.....\$631,797.31 ● Daily Cost:.....\$126,359.46 ● Hourly Cost:.....\$15,794.93 <p>TOTAL SQUARE YARDS BID</p> <ul style="list-style-type: none"> ● Monthly (21-Days):...600,000 Sq. Yards ● Weekly (5-Days):....139,535 Sq. Yards ● Daily (8-Hours):....17,442 Sq. Yard ● Hourly (60-Minutes):...2,180 Sq. Yards <p>TOTAL TIME BID</p> <ul style="list-style-type: none"> ● Monthly:.....12-Months ● Weekly:.....51-Weeks ● Daily:.....253 -Days ● Hours:.....2,024-Hours ● Minutes:.....121,440-Minutes 				
Security Deposit(s) N/a	12	\$0.00	\$0.00	\$0.00
Business Licenses/Permits/Fees Lawyer <ul style="list-style-type: none"> ● Legal Shield Small Business - \$78.95 Monthly ● Legal Shield Family Plan - \$29.95 Monthly 	12	\$108.90	\$0.00	\$1,306.80
Professional Services - Legal, Accounting Legal Shield - \$169.00 Monthly	12	\$169.00	\$0.00	\$2,028.00
Consultant(s) N/a	0	\$0	\$0	\$0
Cash-On-Hand (60-Days Working Capital)	0	\$0	\$5,959,418.40	\$0.00
Miscellaneous	0	\$0	\$0	\$0.00
ESTIMATED START-UP BUDGET	12 Months	\$2,979,709.20	\$73,352,255.00	\$103,104,681.94

CONTRACTS REQUIREMENTS 945,085 Sq. Mileage	8 LOADS HOURLY 500 Miles HOURLY LOAD DELIVERY MILEAGE AVG.	60 LOADS DAILY 4,000 Miles DAILY LOAD DELIVERY MILEAGE AVG.	300 LOADS WEEKLY 20,000 Miles WEEKLY LOAD DELIVERY MILEAGE AVG.	1,290 LOADS MONTHLY 86,000 Miles MONTHLY LOAD DELIVERY MILEAGE AVG.	3,870 LOADS QUARTERLY 258,000 Miles QUARTERLY LOAD DELIVERY MILEAGE AVG.	15,480 LOADS ANNUALLY 1,032,000 Miles QUARTERLY LOAD DELIVERY MILEAGE AVG.
EASTERN TIME ZONE OWNER OPERATOR REQUIREMENTS 945,085 Sq. Mileage	1,953 Square Miles 45.4 mph Avg. Speed Total Mileage - 45 Miles ONE OWNER OPERATOR HOURLY	15,625 Square Miles 45.4 mph Avg. Speed Total Mileage 500 Miles ONE OWNER OPERATOR DAILY	78,125 Square Miles 45.4 mph Avg. Speed Total Mileage 2,500 Miles ONE OWNER OPERATOR WEEKLY	234,375 Square Miles 45.4 mph Avg. Speed Total Mileage 7,500 Miles ONE OWNER OPERATOR MONTHLY	703,125 Square Miles 45.4 mph Avg. Speed Total Mileage 22,500 Miles ONE OWNER OPERATOR QUARTERLY	2,812,500 Square Miles 45.4 mph Avg. Speed Total Mileage 90,000 Miles ONE OWNER OPERATOR ANNUALLY
EASTERN TIME ZONE BROKERING REQUIREMENTS 8 LOADS PER CONTRACT DAILY	15 CONTRACTS 1 LOADS EVERY 4-MINUTES POSTED ON LOAD BOARD 15 TOTAL LOADS HOURLY	15 CONTRACTS 1 LOADS EVERY 4-MINUTES POSTED ON LOAD BOARD 120 TOTAL LOADS DAILY	15 CONTRACTS 1 LOADS EVERY 4-MINUTES POSTED ON LOAD BOARD 600 TOTAL LOADS WEEKLY	15 CONTRACTS 1 LOADS EVERY 4-MINUTES POSTED ON LOAD BOARD 2,580 TOTAL LOADS MONTHLY	15 CONTRACTS 1 LOADS EVERY 4-MINUTES POSTED ON LOAD BOARD 7,740 TOTAL LOADS QUARTERLY	15 CONTRACTS 1 LOADS EVERY 4-MINUTES POSTED ON LOAD BOARD 30,960 TOTAL LOADS DAILY
EASTERN TIME ZONE SPOT MARKET RATES PER JOB SUPPLY DEMAND EQUILIBRIUM REQUIREMENTS	\$3,465.65 DEMAND RATE REQUESTED BY OWNER OPERATORS \$2,864.22 EQUILIBRIUM RATE \$2,309.85 SUPPLY RATE OFFERED BY BROKERS	\$3,465.65 DEMAND RATE REQUESTED BY OWNER OPERATORS \$2,864.22 EQUILIBRIUM RATE \$2,309.85 SUPPLY RATE OFFERED BY BROKERS	\$3,465.65 DEMAND RATE REQUESTED BY OWNER OPERATORS \$2,864.22 EQUILIBRIUM RATE \$2,309.85 SUPPLY RATE OFFERED BY BROKERS	\$3,465.65 DEMAND RATE REQUESTED BY OWNER OPERATORS \$2,864.22 EQUILIBRIUM RATE \$2,309.85 SUPPLY RATE OFFERED BY BROKERS	\$3,465.65 DEMAND RATE REQUESTED BY OWNER OPERATORS \$2,864.22 EQUILIBRIUM RATE \$2,309.85 SUPPLY RATE OFFERED BY BROKERS	\$3,465.65 DEMAND RATE REQUESTED BY OWNER OPERATORS \$2,864.22 EQUILIBRIUM RATE \$2,309.85 SUPPLY RATE OFFERED BY BROKERS
EASTERN TIME ZONE SPOT MARKET RATES PER MILE SUPPLY DEMAND EQUILIBRIUM REQUIREMENTS	\$0.87 Per Mile DEMAND OWNER OPERATORS \$0.72 Per Mile EQUILIBRIUM RATE \$0.58 Per Mile	\$6.93 Per Mile DEMAND OWNER OPERATORS \$5.73 Per Mile EQUILIBRIUM RATE \$4.62 Per Mile	\$1.38+ Per Mile DEMAND OWNER OPERATORS \$1.15+ Per Mile EQUILIBRIUM RATE \$0.92+ Per Mile	\$2.76+ Per Mile DEMAND OWNER OPERATORS \$2.30+ Per Mile EQUILIBRIUM RATE \$1.84+ Per Mile SUPPLY	\$4.14+ Per Mile DEMAND OWNER OPERATORS \$3.45+ Per Mile EQUILIBRIUM RATE \$2.76+ Per Mile SUPPLY BROKERS	\$5.52+ Per Mile DEMAND OWNER OPERATORS \$4.60+ Per Mile EQUILIBRIUM RATE \$3.68+ Per Mile SUPPLY BROKERS

	<i>SUPPLY BROKERS HOURLY DELIVERY JOBS</i>	<i>SUPPLY BROKERS DAILY DELIVERY JOBS</i>	<i>SUPPLY BROKERS ONE JOB WEEKLY (To Pacific Time Zone) DELIVERY JOBS</i>	<i>BROKERS TWO JOBS WEEKLY (To Mountain Time Zone) DELIVERY JOBS</i>	<i>THREE JOBS WEEKLY (To Central Time Zone) DELIVERY JOBS</i>	<i>FOUR JOBS WEEKLY (East Coast Only) DELIVERY JOBS</i>
<i>GROSS COMMODITY</i>	<i>\$297,055.73 HOURLY GROSS COMMODITY</i>	<i>\$2,376,445.87 DAILY GROSS COMMODITY</i>	<i>\$11,882,229.37 WEEKLY GROSS COMMODITY</i>	<i>\$51,093,586.29 MONTHLY GROSS COMMODITY</i>	<i>\$153,280,758.90 QUARTERLY GROSS COMMODITY</i>	<i>\$613,123,035.49 ANNUALLY GROSS COMMODITY</i>
<i>N.J.R. LOGISTICS GROUP BROKERERING DEPARTMENT GROSS INCOME 17.5% Gross Income</i>	<i>\$101,938.74 HOURLY GROSS INCOME (N.J.R. Group)</i>	<i>\$815,509.93 DAILY GROSS INCOME (N.J.R. Group)</i>	<i>\$4,077,549.67 WEEKLY GROSS INCOME (N.J.R. Group)</i>	<i>\$17,533,463.59 MONTHLY GROSS INCOME (N.J.R. Group)</i>	<i>\$52,600,390.78 QUARTERLY GROSS INCOME (N.J.R. Group)</i>	<i>\$210,401,563.15 ANNUALLY GROSS INCOME (N.J.R. Group)</i>
<i>OWNER OPERATOR (N.J.R. Trucking) 75% of Broker Gross Income</i>	<i>\$76,454.06 HOURLY GROSS INCOME (Owner Operator)</i>	<i>\$611,632.45 DAILY GROSS INCOME (Owner Operator)</i>	<i>\$3,058,162.25 WEEKLY GROSS INCOME (Owner Operator)</i>	<i>\$13,150,097.69 MONTHLY GROSS INCOME (Owner Operator)</i>	<i>\$39,450,293.08 QUARTERLY GROSS INCOME (Owner Operator)</i>	<i>\$157,801,172.30 ANNUALLY GROSS INCOME (Owner Operator)</i>
<i>N.J.R. LOGISTICS GROUP BROKERERING DEPARTMENT NET BEFORE BILLS ARE PAID INCOME</i>	<i>\$25,484.69 HOURLY NET INCOME BEFORE BILLS PAID (N.J.R. Group)</i>	<i>\$203,877.48 DAILY NET INCOME BEFORE BILLS PAID (N.J.R. Group)</i>	<i>\$1,019,387.42 WEEKLY NET INCOME BEFORE BILLS PAID (N.J.R. Group)</i>	<i>\$4,383,365.90 MONTHLY NET INCOME BEFORE BILLS PAID (N.J.R. Group)</i>	<i>\$13,150,097.71 QUARTERLY NET INCOME BEFORE BILLS PAID (N.J.R. Group)</i>	<i>\$52,600,390.85 ANNUALLY NET INCOME BEFORE BILLS PAID (N.J.R. Group)</i>
<i>N.J.R. LOGISTICS GROUP BROKERERING DEPARTMENT NET AFTER BILLS ARE PAID INCOME</i>	<i>\$8,160.79 HOURLY NET INCOME AFTER BILLS PAID (N.J.R. Group)</i>	<i>\$65,286.36 DAILY NET INCOME AFTER BILLS PAID (N.J.R. Group)</i>	<i>\$326,431.79 WEEKLY NET INCOME AFTER BILLS PAID (N.J.R. Group)</i>	<i>\$1,403,656.70 MONTHLY NET INCOME AFTER BILLS PAID (N.J.R. Group)</i>	<i>\$4,210,970.11 QUARTERLY NET INCOME AFTER BILLS PAID (N.J.R. Group)</i>	<i>\$16,843,880.45 ANNUALLY NET INCOME AFTER BILLS PAID (N.J.R. Group)</i>
EXPENSES	8-HOURS WINDOW	DAILY	WEEKLY	MONTHLY (21-Days)	QUARTERLY	YEAR TO DATE

(See Letters of Intent in Supporting Documentation Section)