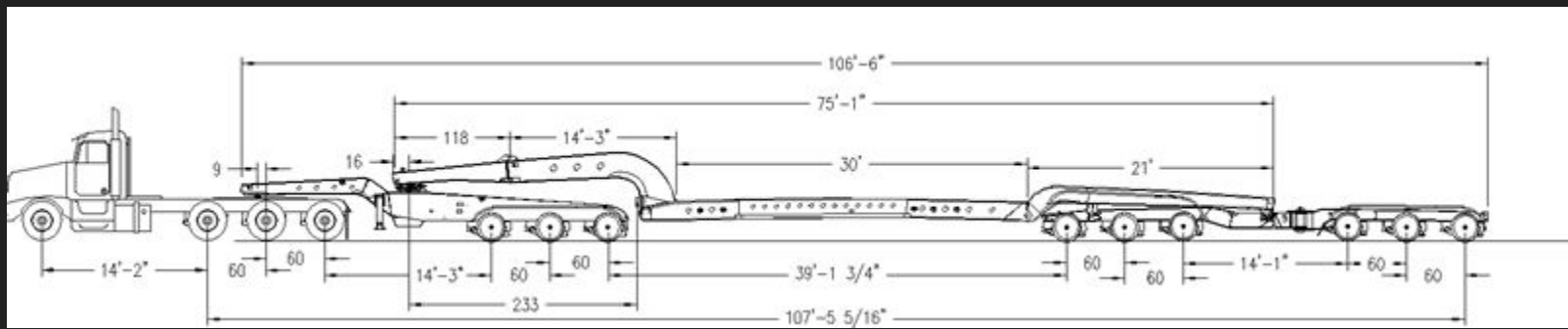


# NAOMI JEANETTE ROBINSON TRUCKING

*THE LEGAL LIMITS FOR AXLES AND PERMITS COST TO OPERATE IN THEIR JURISDICTION*

- 1. *SINGLE TRIPS*
- 2. *ANNUAL TRIPS*



# 2023 PETERBILT 389 TRI AXLE 72" FLAT TOP SLEEPER



# NAOMI JEANETTE ROBINSON TRUCKING

## FEDERAL BRIDGE FORMULA

### **I. 2022 PETERBILT 389 TRI AXLE 63" FLAT TOP SLEEPER 300" WHEELBASE - 25K TARE WEIGHT**

- A. Steer Axle Rating - 20,000 lbs.
- B. Steerable Lift Axle Rating - 20,000 lbs.
- C. Tandem Drive Axle Rating - 46,000 lbs.
- D. Manufacturer Rating - 86,000 lbs.

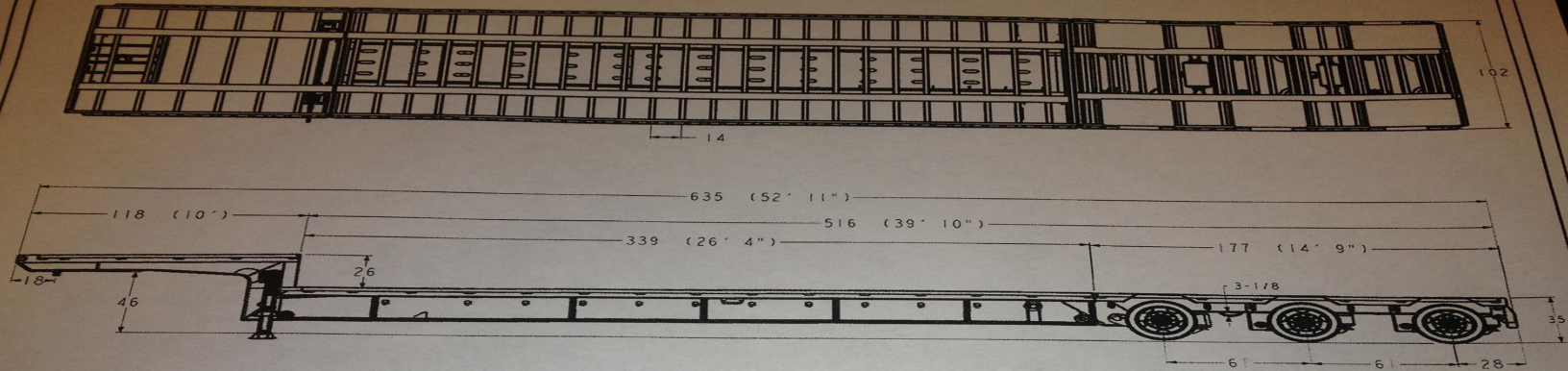
### **II. AXLE SPACING FEDERAL RATING:**

- A. Steer to Lift Axle Spacing Axle 1 & 2 (2-Axles) - 40'
- B. Lift Axle to Front Drive Axle Spacing Axle 2 & 3 (2-Axles) - 5'
- C. Front Drive Axle to Rear Drive Axle Spacing Axles 3 & 4 (2-Axles) - 5'

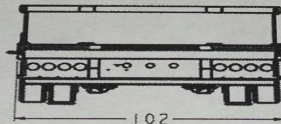
### **III. FEDERAL AXLE WEIGHT RATING**

- A. Axle 1-2 Federal Weight Rating - 40,000 lbs.
- B. Axles 2-3 Federal Weight Rating - 34,000 lbs.
- C. Axles 3-4 Federal Weight Rating - 40,000 lbs.
- D. Tractor Axles 1 thru 4 Weight Rating (25' Spacing) - 58,500 lbs.
- E. Dry Weight - 25,000 lbs.

# 2024 DOONAN 53' DROP DECK STEEL EXTENDABLE



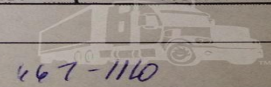
FRONT VIEW



REAR VIEW

#1201801, 5/8" X 6" FLANGES  
#1201802, 3/4" X 6" FLANGES  
/T0/R17.5

		UNLESS OTHERWISE SPECIFIED		TOLERANCES ARE	
		TRAILER DIMS		TRAILER DIMS	
SCALE		ENGINEERED BY		DATE DESIGNED	
0.031		MWH		8/18/09	
PART NAME		DRAWING NUMBER		EST. WT. LBS.	
53'-73'-4" EXT		532DCBFCHJFBX		SHEET	
102W, 54" AXLES		PART NUMBER		ISSUE DATE	
		532DCBFCHJFBX		2/4	



# NAOMI JEANETTE ROBINSON TRUCKING

## FEDERAL BRIDGE FORMULA

### I. 2024 DOONAN 53' STEEL DROP DECK EXTENDABLE - 18,135 lbs. TARE WEIGHT

- A. Kingpin Setting - 18"
- B. Peterbilt 389 Drive Axle Rating - 46,500 lbs.
- C. Trailer Tri Axle Rating - 75,000 lbs.
- D. Manufacturer Rating - 118,500 lbs.

### II. AXLE SPACING FEDERAL RATING:

- A. Steer to Lift Axle Spacing Axle 1 & 2 (2-Axles) - 20'
- B. Lift Axle to Front Drive Axle Spacing Axle 2 & 3 (2-Axles) - 5'
- C. Front Drive Axle to Rear Drive Axle Spacing Axles 3 & 4 (2-Axles) - 5'

### III. FEDERAL AXLE WEIGHT RATING

- A. Axle 1-2 Federal Weight Rating - 40,000 lbs.
- B. Axles 2-3 Federal Weight Rating - 34,000 lbs.
- C. Axles 3-4 Federal Weight Rating - 40,000 lbs.
- D. Axle 4-5 Federal Weight Rating (4-Axles: - 39' Spacing) - 68,000 lbs.
- E. Axle 5-6 Federal Weight Rating (2-Axles: - 6' Spacing) - 34,000 lbs.
- F. Axle 6-7 Federal Weight Rating (2-Axles - 6' Spacing) - 34,000 lbs.
- G. Tractor & Trailer Axles 1 thru 7 Weight Rating (64' Spacing) - 118,500 lbs. (59.25 - Tons)
- H. Dry Weight - 45,135 lbs.
- I. Max. Shipment Weight - 73,365 lbs.

*2024 MAC TRAILER MFG. 53'x102" 8-AXLES ALUMINUM FLATBED*

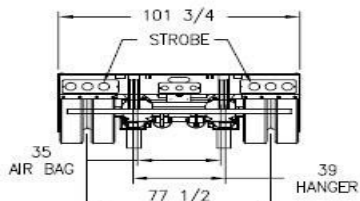
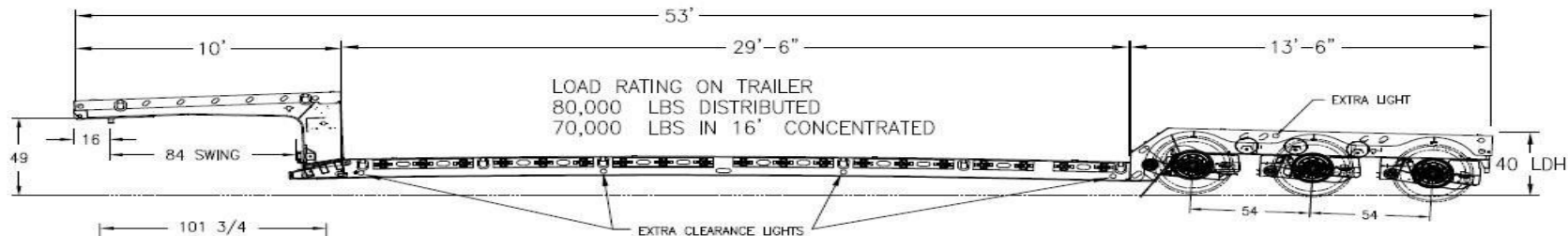
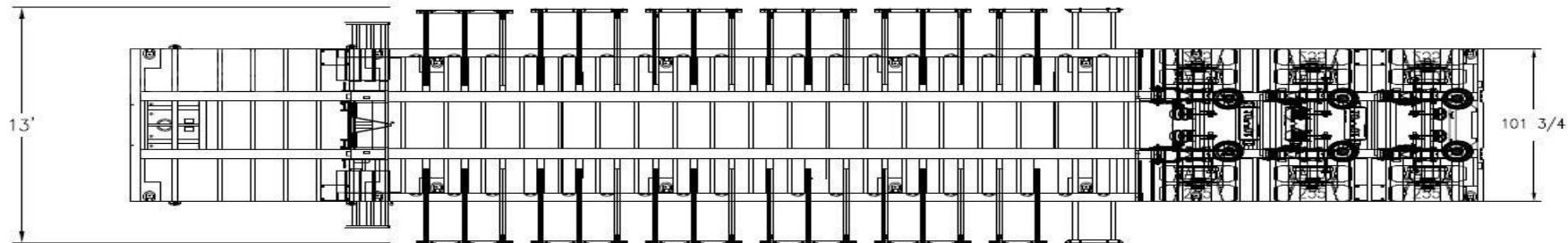


# NAOMI JEANETTE ROBINSON TRUCKING

## I. 2024 MAC 53' x 102" 8-AXLE ALL ALUMINUM FLATBED - 15,000 lbs. TARE WEIGHT

- A. Kingpin Setting - 18"
- B. Steer to Lift Axle Spacing Axle 1 & 2 (2-Axles) - 20'
- C. Lift Axle to Front Drive Axle Spacing Axle 2 & 3 (2-Axles) - 5'
- D. Front Drive Axle to Rear Drive Axle Spacing Axles 3 & 4 (2-Axles) - 5'
- E. Axle 1-2 Federal Weight Rating - 40,000 lbs.
- F. Axles 2-3 Federal Weight Rating - 34,000 lbs.
- G. Axles 3-4 Federal Weight Rating - 40,000 lbs.
- H. Axle 4-5 Federal Weight Rating (4-Axles: - 8' Spacing) - 34,000 lbs.
- I. Axle 5-6 Federal Weight Rating (2-Axles: - 10' Spacing) - 40,000 lbs.
- J. Axle 6-7 Federal Weight Rating (2-Axles - 10' Spacing) - 40,000 lbs.
- K. Axle 7-8 Federal Weight Rating (2-Axles - 5' Spacing) - 34,000 lbs.
- L. Axle 8-9 Federal Weight Rating (2-Axles - 5' Spacing) - 34,000 lbs.
- M. Axle 9-10 Federal Weight Rating (2-Axles - 5' Spacing) - 34,000 lbs.
- N. Axle 10-11 Federal Weight Rating (2-Axles - 5' Spacing) - 34,000 lbs.
- O. Axle 11-12 Federal Weight Rating (2-Axles - 5' Spacing) - 34,000 lbs.
- P. Tractor & Trailer Axles 1 thru 12 Weight Rating (64' Spacing) - 152,500 lbs. (76.25 - Tons)
- Q. Dry Weight - 40,000 lbs.
- R. Max. Shipment Weight - 112,500 lbs.

# 2024 XL-SPECIALIZED 53' TRI AXLE ALUMINUM PULLOUTS 40-TON XL80MFG





# NAOMI JEANETTE ROBINSON TRUCKING

## I. 2024 XL-SPECIALIZED 53' TRI AXLE ALUMINUM PULLOUTS 40-TON XL80MFG RGN TRAILER - 18,500 lbs. TARE WEIGHT

- A. Kingpin Setting - 16"
- B. Steer to Lift Axle Spacing Axle 1 & 2 (2-Axles) - 20'
- C. Lift Axle to Front Drive Axle Spacing Axle 2 & 3 (2-Axles) - 5'
- D. Front Drive Axle to Rear Drive Axle Spacing Axles 3 & 4 (2-Axles) - 5'
- E. Axle 1-2 Federal Weight Rating - 40,000 lbs.
- F. Axles 2-3 Federal Weight Rating - 34,000 lbs.
- G. Axles 3-4 Federal Weight Rating - 34,000 lbs.
- H. Axle 4-5 Federal Weight Rating (4-Axles: - 40' Spacing) - 40,000 lbs.
- I. Axle 5-6 Federal Weight Rating (2-Axles: - 5' Spacing) - 34,000 lbs.
- J. Axle 6-7 Federal Weight Rating (2-Axles - 5' Spacing) - 34,000 lbs.
- K. Tractor & Trailer Axles 1 thru 7 Weight Rating (70' Spacing) - 131,500 lbs. (65.75 - Tons)
- L. Dry Weight - 43,500 lbs.
- M. Max. Shipment Weight - 88,000 lbs.

*2024 GLOBE 55LB160543 EXTENDABLE 55-TON LOWBOY (Deck Extends from 30' to 50')*

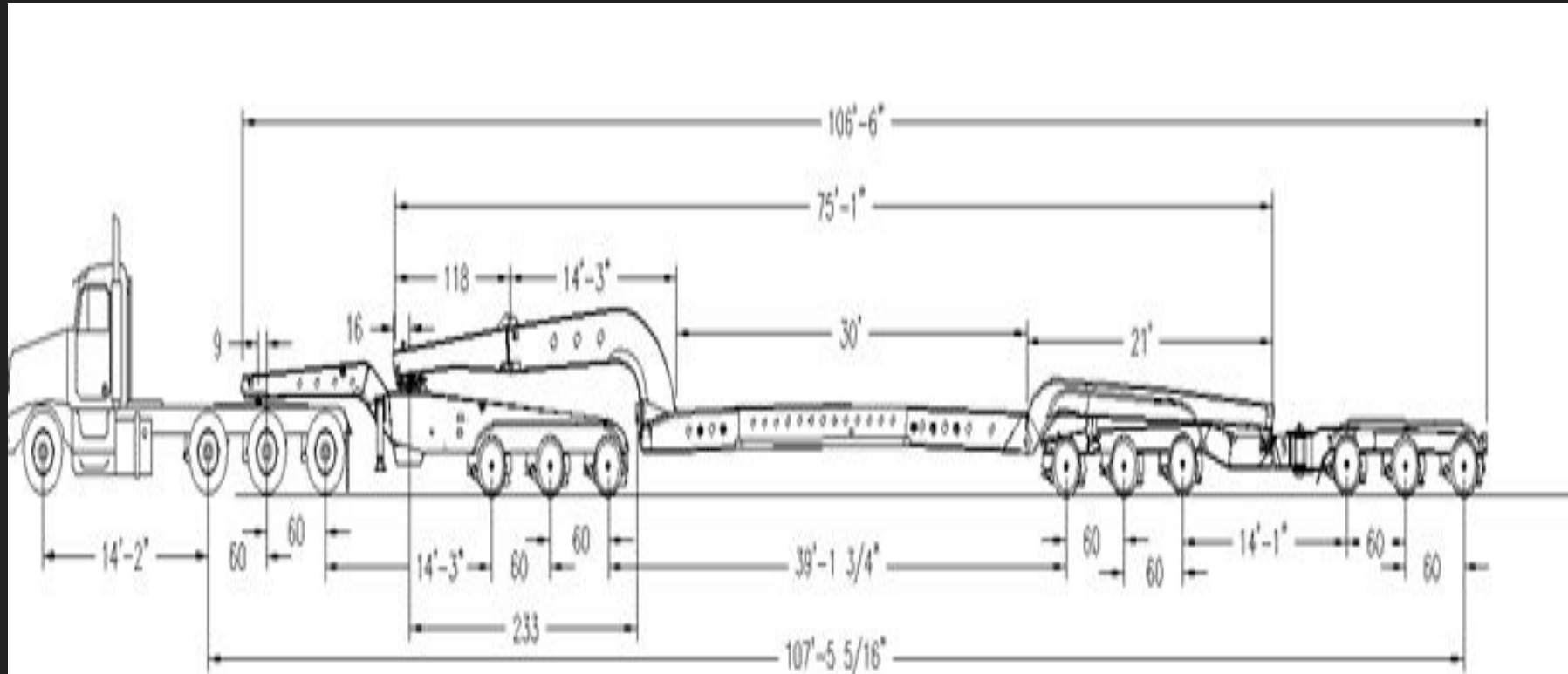


# NAOMI JEANETTE ROBINSON TRUCKING

## I. 2024 GLOBE 55LB160542 QUAD AXLE EXTENDABLE 55-TON LOWBOY TRAILER - 25,000 lbs. TARE WEIGHT

- A. Kingpin Setting - 16"
- B. Steer to Lift Axle Spacing Axle 1 & 2 (2-Axles) - 20'
- C. Lift Axle to Front Drive Axle Spacing Axle 2 & 3 (2-Axles) - 5'
- D. Front Drive Axle to Rear Drive Axle Spacing Axles 3 & 4 (2-Axles) - 5'
- E. Axle 1-2 Federal Weight Rating - 40,000 lbs.
- F. Axles 2-3 Federal Weight Rating - 34,000 lbs.
- G. Axles 3-4 Federal Weight Rating - 34,000 lbs.
- H. Axle 4-5 Federal Weight Rating (4-Axles: - 46' Spacing) - 40,000 lbs.
- I. Axle 5-6 Federal Weight Rating (2-Axles: - 5' Spacing) - 34,000 lbs.
- J. Axle 6-7 Federal Weight Rating (2-Axles - 5' Spacing) - 34,000 lbs.
- K. Axle 7-8 Federal Weight Rating (2-Axles - 5' Spacing) - 34,000 lbs.
- L. Tractor & Trailer Axles 1 thru 7 Weight Rating (70' Spacing) - 151,500 lbs. (75.75 - Tons)
- M. Dry Weight - 50,000 lbs.
- N. Max. Shipment Weight - 101,500 lbs.

*2023 XL-SPECIALIZED 170-MG 13-AXLE WEST COAST LIGHTWEIGHT 85-TON LOWBOY*



# NAOMI JEANETTE ROBINSON TRUCKING

## I. 2023 XL-SPECIALIZED 170-MG 13-AXLE WEST COAST LIGHTWEIGHT 85-TON LOWBOY TRAILER - 52,500 lbs. TARE WEIGHT

- A. Kingpin Setting - 18"
- B. Steer to Lift Axle Spacing Axle 1 & 2 (2-Axles) - 20'
- C. Lift Axle to Front Drive Axle Spacing Axle 2 & 3 (2-Axles) - 5'
- D. Front Drive Axle to Rear Drive Axle Spacing Axles 3 & 4 (2-Axles) - 5'
- E. Axle 1-2 Federal Weight Rating - 40,000 lbs.
- F. Axles 2-3 Federal Weight Rating - 34,000 lbs.
- G. Axles 3-4 Federal Weight Rating - 40,000 lbs.
- H. Axle 4-5 Federal Weight Rating (4-Axles: - 14' Spacing) - 40,000 lbs.
- I. Axle 5-6 Federal Weight Rating (2-Axles: - 5' Spacing) - 34,000 lbs.
- J. Axle 6-7 Federal Weight Rating (2-Axles - 5' Spacing) - 34,000 lbs.
- K. Axle 7-8 Federal Weight Rating (2-Axles - 39' Spacing) - 40,000 lbs.
- L. Axle 8-9 Federal Weight Rating (2-Axles - 5' Spacing) - 34,000 lbs.
- M. Axle 9-10 Federal Weight Rating (2-Axles - 5' Spacing) - 34,000 lbs.
- N. Axle 10-11 Federal Weight Rating (2-Axles - 14' Spacing) - 40,000 lbs.
- O. Axle 11-12 Federal Weight Rating (2-Axles - 5' Spacing) - 34,000 lbs.
- P. Axle 12-13 Federal Weight Rating (2-Axles - 5' Spacing) - 34,000 lbs.
- Q. Tractor & Trailer Axles 1 thru 13 Weight Rating (64' Spacing) - 229,500 lbs. (114.75 - Tons)
- R. Dry Weight - 77,500 lbs.
- S. Max. Shipment Weight - 152,000 lbs. (76-Tons)

**2024 KENWORTH W900L EXT. CAB w/ARI LEGACY II 156" RBSD TANDEM AXLE - 27k TARE WEIGHT**



# NAOMI JEANETTE ROBINSON TRUCKING

## FEDERAL BRIDGE FORMULA

### **I. 2023 KENWORTH W900L EXT. CAB w/156" ARI LEGACY II RBSD SLEEPER 346" WHEELBASE - 27K TARE WEIGHT**

- A. Steer Axle Rating - 20,000 lbs.
- B. Tandem Drive Axle Rating - 40,000 lbs.
- C. Manufacturer Rating - 60,000 lbs.

### **II. AXLE SPACING FEDERAL RATING:**

- A. Steer to Front Drive Axle Spacing Axle 1 & 2 (2-Axles) - 23'
- B. Front Drive Axle to Rear Drive Axle Spacing Axles 2 & 3 (2-Axles) - 5'

### **III. FEDERAL AXLE WEIGHT RATING**

- A. Axle 1-2 Federal Weight Rating - 40,000 lbs.
- B. Axles 2-3 Federal Weight Rating - 34,000 lbs.
- C. Tractor Axles 1 thru 3 Weight Rating (28' Spacing) - 57,000 lbs.
- D. Dry Weight - 27,000 lbs.

# DRY VAN, REFRIGERATED & CONESTOGA PALLET LOADING SPECIFICATION

53' STANDARD VAN:

53' = 636" L x 99.5" W x 110" H

Standard Pallet >



Turned Pallet >



Load  
Max  
Legal  
Weight

1	3	5	7	9	11	13	15	17	19	21	23	25
2	4	6	8	10	12	14	16	18	20	22	24	26

1	3	5	7	9	11	13	15	17	19	21	23	25	27	29
2	4	6	8	10	12	14	16	18	20	22	24	26	28	30

53' DROP DECK VAN

53' = 636" L x 99.5" W (Rear 42' Lowered 18" creating step in nose. See below)

Lower Deck (blue) = 42' (504") L x 99.5" W x 128" H

Upper Deck (gray) = 11' (132") L x 99.5" W x 110" H

DROP  
DECK

40K  
LBS  
MAX

1	3	
2	4	

Strap pallets on deck!

5	7	9	11	13	15	17	19	21	23
6	8	10	12	14	16	18	20	22	24

Load  
25%  
Weight  
on  
Upper  
Deck

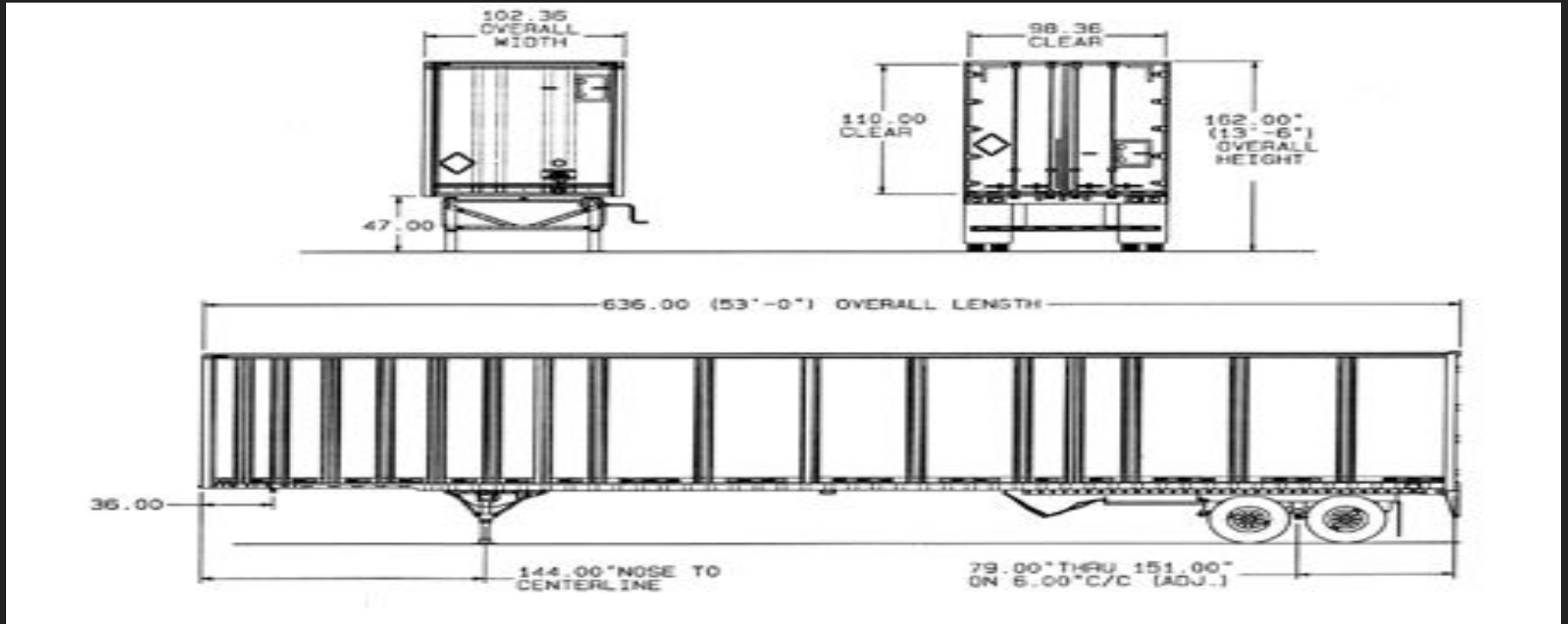
1	3	5
2	4	6

First 2 go in straight due to metal plate in nose

7	9	11	13	15	17	19	21	23	25	27	29
8	10	12	14	16	18	20	22	24	26	28	30



# 2023 GREAT DANE 53' PREMIER DRY VAN TANDEM AXLE

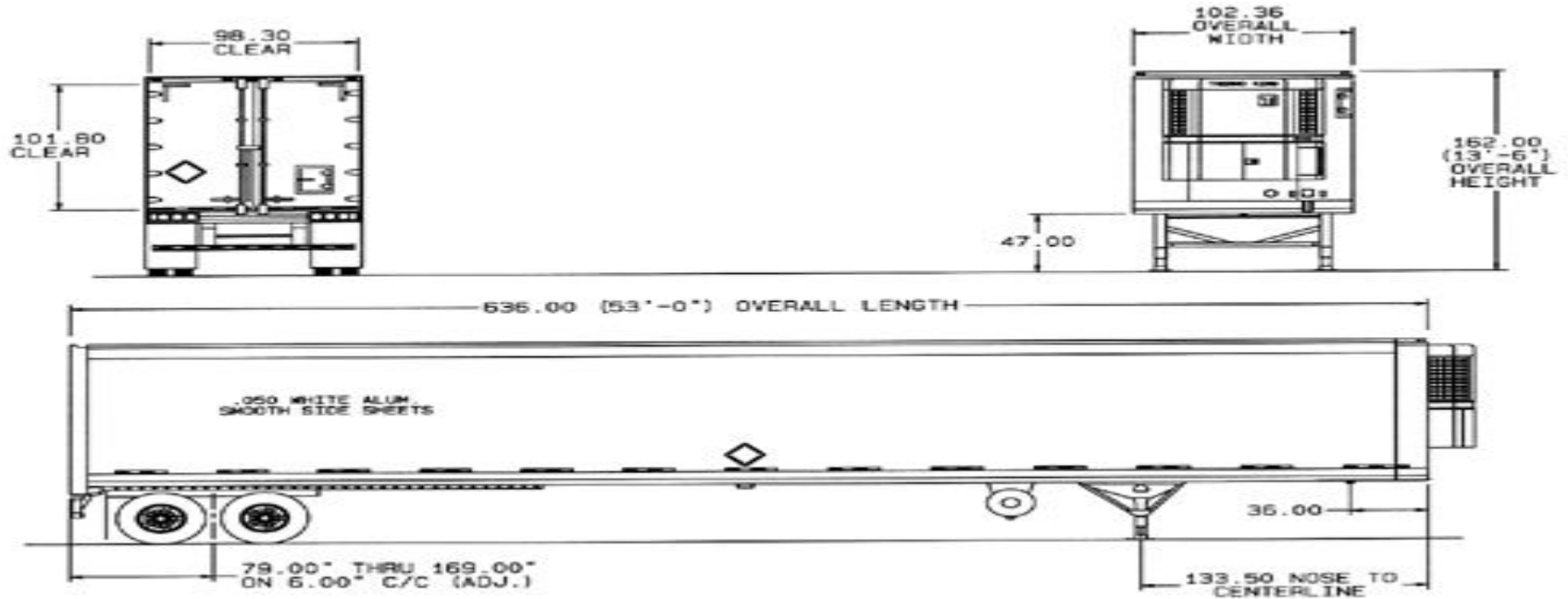


# NAOMI JEANETTE ROBINSON TRUCKING

## **I. 2023 GREAT DANE PREMIER 53' DRY VAN SLIDING TANDEM AXLE - 14,500 lbs. TARE WEIGHT**

- A. Kingpin Setting - 36"
- B. Steer to Front Drive Axle Spacing Axle 1 & 2 (2-Axles) - 23'
- C. Front Drive Axle to Rear Drive Axle Spacing Axles 2 & 3 (2-Axles) - 5'
- D. Axle 1-2 Federal Weight Rating - 40,000 lbs.
- E. Axles 2-3 Federal Weight Rating - 34,000 lbs.
- F. Axles 3-4 Federal Weight Rating (2-Axles - 38' Spacing) - 40,000 lbs.
- G. Axle 4-5 Federal Weight Rating (2-Axles: - 5' Spacing) - 34,000 lbs.
- H. Tractor & Trailer Axles 1 thru 5 Weight Rating (64' Spacing) - 124,500 lbs. (62.25 -  
Tons)
- I. Dry Weight - 41,500 lbs.
- J. Max. Shipment Weight - 83,000 lbs. (41.5-Tons)

# 2024 UTILITY 3000R 53' REFRIGERATED TRAILER w/AIR SLIDER PINS

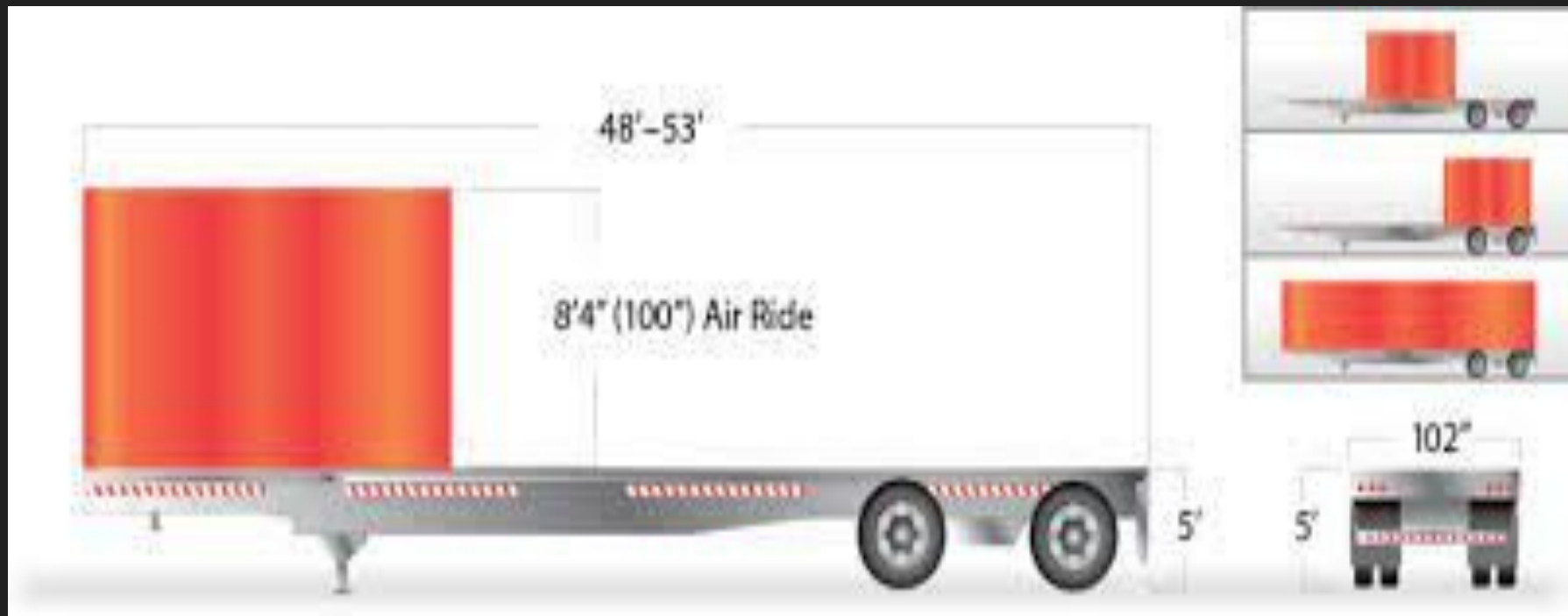


# NAOMI JEANETTE ROBINSON TRUCKING

## **I. 2024 UTILITY 3000R REFRIGERATED 53' w/SLIDER AIR PINS & THERMO KING S600 UNIT- 17,000 lbs. TARE WEIGHT**

- A. Kingpin Setting - 36"
- B. Steer to Front Drive Axle Spacing Axle 1 & 2 (2-Axles) - 23'
- C. Front Drive Axle to Rear Drive Axle Spacing Axles 2 & 3 (2-Axles) - 5'
- D. Axle 1-2 Federal Weight Rating - 40,000 lbs.
- E. Axles 2-3 Federal Weight Rating - 34,000 lbs.
- F. Axles 3-4 Federal Weight Rating (2-Axles - 44' Spacing) - 71,500 lbs.
- G. Axle 4-5 Federal Weight Rating (2-Axles: - 5' Spacing) - 34,000 lbs.
- H. Tractor & Trailer Axles 1 thru 5 Weight Rating (72' Spacing) - 128,500 lbs. (62.25 - Tons)
- I. Dry Weight - 44,000 lbs.
- J. Max. Shipment Weight - 84,500 lbs. (42.25-Tons)

*2024 FONTAINE 53' ALUMINUM FLAT w/REAR SLIDE & AERO CONESTOGA XP SLIDING TARP SYSTEM*



# NAOMI JEANETTE ROBINSON TRUCKING

- I. 2024 FONTAINE 53' ALUMINUM FLAT w/REAR SLIDE AERO CONESTOGA XP SLIDING TARP 12' SPREAD AXLE - 13,500 lbs. TARE WEIGHT**
- A. Kingpin Setting - 36"
  - B. Steer to Front Drive Axle Spacing Axle 1 & 2 (2-Axles) - 23'
  - C. Front Drive Axle to Rear Drive Axle Spacing Axles 2 & 3 (2-Axles) - 5'
  - D. Axle 1-2 Federal Weight Rating - 40,000 lbs.
  - E. Axles 2-3 Federal Weight Rating - 34,000 lbs.
  - F. Axles 3-4 Federal Weight Rating (2-Axles - 38' Spacing) - 67,500 lbs.
  - G. Axle 4-5 Federal Weight Rating (2-Axles: - 10' Spacing) - 40,000 lbs.
  - H. Tractor & Trailer Axles 1 thru 5 Weight Rating (72' Spacing) - 124,500 lbs. (62.25 - Tons)
  - I. Dry Weight - 40,500 lbs.
  - J. Max. Shipment Weight - 84,000 lbs. (42 -Tons)

# NAOMI JEANETTE ROBINSON TRUCKING



# NAOMI JEANETTE ROBINSON TRUCKING

- I. 2024 FONTAINE 53' ALUMINUM FLAT w/REAR SLIDE AERO CONESTOGA XP SLIDING TARP w/12' SPREAD AXLE - 13,500 lbs. TARE WEIGHT**
- A. Kingpin Setting - 36"
  - B. Steer to Front Drive Axle Spacing Axle 1 & 2 (2-Axles) - 23'
  - C. Front Drive Axle to Rear Drive Axle Spacing Axles 2 & 3 (2-Axles) - 5'
  - D. Axle 1-2 Federal Weight Rating - 40,000 lbs.
  - E. Axles 2-3 Federal Weight Rating - 34,000 lbs.
  - F. Axles 3-4 Federal Weight Rating (2-Axles - 38' Spacing) - 67,500 lbs.
  - G. Axle 4-5 Federal Weight Rating (2-Axles: - 12' Spacing) - 40,000 lbs.
  - H. Tractor & Trailer Axles 1 thru 5 Weight Rating (72' Spacing) - 124,500 lbs. (62.25 - Tons)
  - I. Dry Weight - 40,500 lbs.
  - J. Max. Shipment Weight - 84,000 lbs. (42 -Tons)



# *2024 KENTUCKY 53' DOUBLE DROP FRAME MOVING VAN TRAILER*



# NAOMI JEANETTE ROBINSON TRUCKING

## **I. 2024 KENTUCKY DOUBLE DROP FRAME MOVING VAN TRAILER FIXED 12' SPREAD AXLE - 14,500 lbs. TARE WEIGHT**

- A. Kingpin Setting - 36"
- B. Steer to Front Drive Axle Spacing Axle 1 & 2 (2-Axles) - 23'
- C. Front Drive Axle to Rear Drive Axle Spacing Axles 2 & 3 (2-Axles) - 5'
- D. Axle 1-2 Federal Weight Rating - 40,000 lbs.
- E. Axles 2-3 Federal Weight Rating - 34,000 lbs.
- F. Axles 3-4 Federal Weight Rating (2-Axles - 35' Spacing) - 65,500 lbs.
- G. Axle 4-5 Federal Weight Rating (2-Axles: - 12' Spacing) - 40,000 lbs.
- H. Tractor & Trailer Axles 1 thru 5 Weight Rating (72' Spacing) - 122,500 lbs. (61.25 -  
Tons)
- I. Dry Weight - 41,500 lbs.
- J. Max. Shipment Weight - 81,000 lbs. (40.5 -Tons)

*2023 KENTUCKY XL-12 6-7 CAR ENCLOSED TRANSPORTER TANDEM AXLE*



# NAOMI JEANETTE ROBINSON TRUCKING

## I. 2024 KENTUCKY XL-12 6 to 7 ENCLOSED CAR TRANSPORTER TANDEM AXLE - 20,500 lbs. TARE WEIGHT

- A. Kingpin Setting - 36"
- B. Steer to Front Drive Axle Spacing Axle 1 & 2 (2-Axles) - 23'
- C. Front Drive Axle to Rear Drive Axle Spacing Axles 2 & 3 (2-Axles) - 5'
- D. Axle 1-2 Federal Weight Rating - 40,000 lbs.
- E. Axles 2-3 Federal Weight Rating - 34,000 lbs.
- F. Axles 3-4 Federal Weight Rating (2-Axles - 35' Spacing) - 65,500 lbs.
- G. Axle 4-5 Federal Weight Rating (2-Axles: - 5' Spacing) - 34,000 lbs.
- H. Tractor & Trailer Axles 1 thru 5 Weight Rating (72' Spacing) - 122,500 lbs. (61.25 - Tons)
- I. Dry Weight - 47,500 lbs.
- J. Max. Shipment Weight - 75,000 lbs. (37.5 -Tons)

*2022 KENWORTH W900L 86" STUDIO/ 290"WB TANDEM AXLE*



# NAOMI JEANETTE ROBINSON TRUCKING

## FEDERAL BRIDGE FORMULA

### **I. 2023 KENWORTH W900L EXT. CAB w/86" STUDIO SLEEPER 290" WHEELBASE - 22.5K TARE WEIGHT**

- A. Steer Axle Rating - 13,200 lbs.
- B. Tandem Drive Axle Rating - 40,000 lbs.
- C. Manufacturer Rating - 53,200 lbs.

### **II. AXLE SPACING FEDERAL RATING:**

- A. Steer to Front Drive Axle Spacing Axle 1 & 2 (2-Axles) - 19'
- B. Front Drive Axle to Rear Drive Axle Spacing Axles 2 & 3 (2-Axles) - 5'

### **III. FEDERAL AXLE WEIGHT RATING**

- A. Axle 1-2 Federal Weight Rating - 40,000 lbs.
- B. Axles 2-3 Federal Weight Rating - 34,000 lbs.
- C. Tractor Axles 1 thru 3 Weight Rating (24' Spacing) - 54,000 lbs.
- D. Dry Weight - 22,500 lbs.

*2024 EAST 39' x 96" x 60" FRAMELESS GENESIS DUMP 10' SPREAD AXLE*



# NAOMI JEANETTE ROBINSON TRUCKING

## **I. 2024 EAST 39' x 96" x 60" FRAMELESS GENESIS DUMP SPREAD AXLE - 11,436 lbs. TARE WEIGHT**

- A. Kingpin Setting - 16"
- B. Steer to Front Drive Axle Spacing Axle 1 & 2 (2-Axles) - 19'
- C. Front Drive Axle to Rear Drive Axle Spacing Axles 2 & 3 (2-Axles) - 5'
- D. Axle 1-2 Federal Weight Rating - 40,000 lbs.
- E. Axles 2-3 Federal Weight Rating - 34,000 lbs.
- F. Axles 3-4 Federal Weight Rating (2-Axles - 26' Spacing) - 40,000 lbs.
- G. Axle 4-5 Federal Weight Rating (2-Axles: - 10' Spacing) - 40,000 lbs.
- H. Tractor & Trailer Axles 1 thru 5 Weight Rating (45' Spacing) - 76,000 lbs. (38 -  
Tons)
- I. Dry Weight - 33,936 lbs.
- J. Max. Shipment Weight - 41,064 lbs. (20.5 -Tons)



# *2023 CHEETAH 20/40/45/53 QUAD AXLE CHASSIS TRAILER*



# NAOMI JEANETTE ROBINSON TRUCKING

## I. 2023 CHEETAH 20/40/45/53 QUAD AXLE CHASSIS TRAILER - 13,700 lbs. TARE WEIGHT

- A. Kingpin Setting - 36"
- B. Steer to Front Drive Axle Spacing Axle 1 & 2 (2-Axles) - 19'
- C. Front Drive Axle to Rear Drive Axle Spacing Axles 2 & 3 (2-Axles) - 5'
- D. Axle 1-2 Federal Weight Rating - 40,000 lbs.
- E. Axles 2-3 Federal Weight Rating - 34,000 lbs.
- F. Axles 3-4 Federal Weight Rating (3-Axles - 27' Spacing) - 56,000 lbs.
- G. Axle 4-5 Federal Weight Rating (2-Axles: - 12' Spacing) - 40,000 lbs.
- H. Axle 5-6 Federal Weight Rating (2-Axles - 5' Spacing) - 34,000 lbs.
- I. Axle 6-7 Federal Weight Rating (2-Axles - 5' Spacing) - 34,000 lbs.
- J. Tractor & Trailer Axles 1 thru 7 Weight Rating (42' Spacing) - 126,000 lbs. (63 - Tons)
- K. Dry Weight - 36,200 lbs.
- L. Max. Shipment Weight - 89,800 lbs. (44.9 - Tons)

*2023 DORSEY CW48 TRI AXLE 48' WALKING FLOOR TRAILER*



# NAOMI JEANETTE ROBINSON TRUCKING

## I. 2023 DORSEY CW48 TRI AXLE 48' WALKING FLOOR TRAILER - 12,350 lbs.

### TARE WEIGHT

- A. Kingpin Setting - 36"
- B. Steer to Front Drive Axle Spacing Axle 1 & 2 (2-Axles) - 19'
- C. Front Drive Axle to Rear Drive Axle Spacing Axles 2 & 3 (2-Axles) - 5'
- D. Axle 1-2 Federal Weight Rating - 40,000 lbs.
- E. Axles 2-3 Federal Weight Rating - 34,000 lbs.
- F. Axles 3-4 Federal Weight Rating (3-Axles - 37' Spacing) - 60,000 lbs.
- G. Axle 4-5 Federal Weight Rating (2-Axles: - 5' Spacing) - 34,000 lbs.
- H. Axle 5-6 Federal Weight Rating (2-Axles - 5' Spacing) - 34,000 lbs.
- I. Tractor & Trailer Axles 1 thru 6 Weight Rating (42' Spacing) - 128,000 lbs. (64 - Tons)
- J. Dry Weight - 34,850 lbs.
- K. Max. Shipment Weight - 93,150 lbs. (46.6 - Tons)

# *2024 REITNOUER ALUMINUM BUNK 47' x 102" LOG TRAILER*



# NAOMI JEANETTE ROBINSON TRUCKING

## **I. 2024 REITNOUER ALUMINUM BUNK TRI AXLE 47' x 102" LOG TRAILER - 13,000 lbs. TARE WEIGHT**

- A. Kingpin Setting - 24"
- B. Steer to Front Drive Axle Spacing Axle 1 & 2 (2-Axles) - 19'
- C. Front Drive Axle to Rear Drive Axle Spacing Axles 2 & 3 (2-Axles) - 5'
- D. Axle 1-2 Federal Weight Rating - 40,000 lbs.
- E. Axles 2-3 Federal Weight Rating - 34,000 lbs.
- F. Axles 3-4 Federal Weight Rating (3-Axles - 28' Spacing) - 57,000 lbs.
- G. Axle 4-5 Federal Weight Rating (2-Axles: - 5' Spacing) - 34,000 lbs.
- H. Axle 5-6 Federal Weight Rating (2-Axles - 5' Spacing) - 34,000 lbs.
- I. Tractor & Trailer Axles 1 thru 6 Weight Rating (59' Spacing) - 119,500 lbs. (59.75 -  
Tons)
- J. Dry Weight - 35,500 lbs.
- K. Max. Shipment Weight - 84,000 lbs. (42 - Tons)

*2023 HEIL 12,500-GALLON / 5-COMPARTMENT TRI AXLE 45' PETROLEUM TANKER*



# NAOMI JEANETTE ROBINSON TRUCKING

## I. 2023 HEIL 12,500-GALLONS / 5-COMPARTMENT PETROLEUM TANKER TRI AXLE TRAILER - 14,500 lbs. TARE WEIGHT

- A. Kingpin Setting - 18"
- B. Steer to Front Drive Axle Spacing Axle 1 & 2 (2-Axles) - 19'
- C. Front Drive Axle to Rear Drive Axle Spacing Axles 2 & 3 (2-Axles) - 5'
- D. Axle 1-2 Federal Weight Rating - 40,000 lbs.
- E. Axles 2-3 Federal Weight Rating - 34,000 lbs.
- F. Axles 3-4 Federal Weight Rating (3-Axles - 28' Spacing) - 57,000 lbs.
- G. Axle 4-5 Federal Weight Rating (2-Axles: - 5' Spacing) - 34,000 lbs.
- H. Axle 5-6 Federal Weight Rating (2-Axles - 5' Spacing) - 34,000 lbs.
- I. Tractor & Trailer Axles 1 thru 6 Weight Rating (58' Spacing) - 123,000 lbs. (61.5 - Tons)
- J. Dry Weight - 37,000 lbs.
- K. Max. Shipment Weight - 86,000 lbs. (43 - Tons)



# 2023 LANDOLL 455B-53 55-TON TRI-AXLE 50' TRAVELING AXLE TRAILER



# NAOMI JEANETTE ROBINSON TRUCKING

## **I. 2023 LANDOLL 455B-53 55-TON TRI AXLE 53' TRAVELING AXLE TRAILER - 21,980 lbs. TARE WEIGHT**

- A. Kingpin Setting - 21"
- B. Steer to Front Drive Axle Spacing Axle 1 & 2 (2-Axles) - 19'
- C. Front Drive Axle to Rear Drive Axle Spacing Axles 2 & 3 (2-Axles) - 5'
- D. Axle 1-2 Federal Weight Rating - 40,000 lbs.
- E. Axles 2-3 Federal Weight Rating - 34,000 lbs.
- F. Axles 3-4 Federal Weight Rating (3-Axles - 35' Spacing) - 65,500 lbs.
- G. Axle 4-5 Federal Weight Rating (2-Axles: - 5' Spacing) - 34,000 lbs.
- H. Axle 5-6 Federal Weight Rating (2-Axles - 5' Spacing) - 34,000 lbs.
- I. Tractor & Trailer Axles 1 thru 6 Weight Rating (58' Spacing) - 127,000 lbs. (63.5 - Tons)
- J. Dry Weight - 44,480 lbs.
- K. Max. Shipment Weight - 82,520 lbs. (41.3 - Tons)

*2023 KENWORTH W990 TRI AXLE DUMP TRUCK*



# NAOMI JEANETTE ROBINSON TRUCKING

## FEDERAL BRIDGE FORMULA

### I. 2023 KENWORTH W990 w/17' ROCK BODY DUMP TRUCK 245" WHEELBASE - 13.5K TARE WEIGHT

- A. Steer Axle Rating - 20,000 lbs.
- B. Lift Axle Rating - 20,000 lbs.
- C. Tandem Drive Axle Rating - 46,000 lbs.
- D. Manufacturer Rating - 86,000 lbs.

### II. AXLE SPACING FEDERAL RATING:

- A. Steer to Lift Axle Spacing Axle 1 & 2 (2-Axles) - 15'
- B. Lift Axle to First Drive Axle Spacing Axle 2 & 3 (2-Axles) - 5'
- C. Front Drive Axle to Rear Drive Axle Spacing Axles 3 & 4 (2-Axles) - 5'

### III. FEDERAL AXLE WEIGHT RATING

- A. Axle 1-2 Federal Weight Rating - 40,000 lbs.
- B. Axles 2-3 Federal Weight Rating - 34,000 lbs.
- C. Axles 3-4 Federal Weight Rating - 34,000 lbs.
- D. Tractor Axles 1 thru 3 Weight Rating (24' Spacing) - 55,500 lbs.
- E. Dry Weight - 13,500 lbs.

*2023 GLOBE 30-TON 30TA587154 TRI AXLE w/HYDRAULIC RAMPS*



# NAOMI JEANETTE ROBINSON TRUCKING

## I. 2023 GLOBE 30-TON 30TA587154 TRI AXLE TAG TRAILER - 13,190 lbs. TARE WEIGHT

- A. Tongue Setting - 62"
- B. Steer to Lift Axle Spacing Axle 1 & 2 (2-Axles) - 15'
- C. Lift Axle to First Drive Axle Spacing Axle 2 & 3 (2-Axles) - 5'
- D. Front Drive Axle to Rear Drive Axle Spacing Axles 3 & 4 (2-Axles) - 5'
- E. Axle 1-2 Federal Weight Rating - 40,000 lbs.
- F. Axles 2-3 Federal Weight Rating - 34,000 lbs.
- G. Axles 3-4 Federal Weight Rating (2-Axles - 5' Spacing) - 34,500 lbs.
- H. Axle 4-5 Federal Weight Rating (2-Axles: - 27' Spacing) - 40,000 lbs.
- I. Axle 5-6 Federal Weight Rating (2-Axles - 4' Spacing) - 34,000 lbs.
- J. Axle 6-7 Federal Weight Rating (2-Axles - 4' Spacing) - 34,000 lbs.
- K. Dump Truck & Tag Trailer Axles 1 thru 7 Weight Rating (52' Spacing) - 115,500 lbs. (57.75 - Tons)
- L. Dry Weight - 26,690 lbs.
- M. Max. Shipment Weight - 88,810 lbs. (44.4 - Tons)

*2023 KENWORTH W990 TWIN STEER TRI AXLE w/75-TON ROTATOR BODY*



# NAOMI JEANETTE ROBINSON TRUCKING

## FEDERAL BRIDGE FORMULA

### **I. 2023 KENWORTH W990 TWIN STEER TRI AXLE 75-TON ROTATOR 360" WHEELBASE - 66K TARE WEIGHT**

- A. Steer Axle Rating - 20,000 lbs.
- B. Twin Steer Axle Rating - 20,000 lbs.
- C. Lift Axle Rating - 20,000 lbs.
- D. Tandem Drive Axle Rating - 46,000 lbs.
- E. Manufacturer Rating - 106,000 lbs.

### **II. AXLE SPACING FEDERAL RATING:**

- A. Steer to Twin Steer Axle Spacing Axle 1 & 2 (2-Axles) - 8'
- B. Twin Steer to Lift Axle Spacing Axle 2 & 3 (2-Axles) - 17'
- C. Lift Axle to First Drive Axle Spacing Axle 3 & 4 (2-Axles) - 5'
- D. Front Drive Axle to Rear Drive Axle Spacing Axles 4 & 5 (2-Axles) - 5'

### **III. FEDERAL AXLE WEIGHT RATING**

- A. Axle 1-2 Federal Weight Rating - 34,000 lbs.
- B. Axles 2-3 Federal Weight Rating - 40,000 lbs.
- C. Axles 3-4 Federal Weight Rating - 34,000 lbs.
- D. Axles 4-5 Federal Weight Rating - 34,000 lbs.
- E. Tractor Axles 1 thru 5 Weight Rating (24' Spacing) - 66,500 lbs.
- F. Dry Weight - 66,000 lbs.



# *2023 KENWORTH W900L TRI AXLE w/CHEVRON*



# **2023 KENWORTH W900L TRI AXLE w/40 SERIES LCG INDUSTRIAL CARRIER**

## **I. 2023 KENWORTH W900L TRI AXLE 40-TON INDUSTRIAL CARRIER 336" WHEELBASE - 20K TARE WEIGHT**

- A. Steer Axle Rating - 20,000 lbs.
- B. Lift Axle Rating - 20,000 lbs.
- C. Tandem Drive Axle Rating - 46,000 lbs.
- D. Manufacturer Rating - 86,000 lbs.

## **II. AXLE SPACING FEDERAL RATING:**

- A. Steer to Lift Axle Spacing Axle 1 & 2 (2-Axles) - 23'
- B. Lift Axle to First Drive Axle Spacing Axle 2 & 3 (2-Axles) - 5'
- C. Front Drive Axle to Rear Drive Axle Spacing Axles 3 & 4 (2-Axles) - 5'

## **III. FEDERAL AXLE WEIGHT RATING**

- A. Axle 1-2 Federal Weight Rating - 40,000 lbs.
- B. Axles 2-3 Federal Weight Rating - 34,000 lbs.
- C. Axles 3-4 Federal Weight Rating - 34,000 lbs.
- D. Tractor Axles 1 thru 4 Weight Rating (28' Spacing) - 60,500 lbs.
- E. Dry Weight - 20,000 lbs.

# STATE OF ALABAMA PERMIT COST

**2023 PETERBILT 389 TRI AXLE w/72" FLAT TOP SLEEPER / 300" WB / 25K TARE WEIGHT / 58,500 lbs. RATING**

## I. STEP DECK - 18,135 lbs. Tare Weight

- A. Total Empty Weight - 43,135 lbs.
- B. GCVWR - 118,500 lbs.
- C. Legal Max. Shipment - 36,865 lbs.
- D. Permit Max. Shipment - 81,635 lbs.
- E. Weight Only Single Trip Permit - \$30.00
- F. Width, Height & Length Trip Permit - \$40.00
- G. Annually Weight Permit - \$100.00

## II. PILOT CAR

- A. Oversized loads - \$1.75 Per Mile to \$1.85 Per Mile
- B. Wait Time - \$20.00 Per Hour
- C. Down Time - \$290.00 & Motel / Pole Car \$340.00 & Motel
- D. Emergency Traffic Control - \$25.00 Per Hour
- E. Height Pole - Min. Charge of \$1.85 to \$2.10 per mile & up Depending on Height
- F. Mini Runs - \$250.00 to \$300.00 (Less than 150-Miles)
- G. Regular Car - \$500.00 Chase Car (290-Miles Daily)
- H. Pilot Car - \$600.00 to \$700.00 (290-Miles Daily - Depending on Height)
- I. No-Go's - Up to \$200.00
- J. Super & Mega Loads - \$500.00 to \$700.00 per 150-Miles
- K. Continuous Move - \$1.75 to \$1.85 Per Mile

# STATE OF ALABAMA PERMIT COST

**2023 PETERBILT 389 TRI AXLE w/72" FLAT TOP SLEEPER / 300"WB / 25K TARE WEIGHT / 58,500 lbs. RATING**

## I. FLATBED - 15,000 lbs. Tare Weight

- A. Total Empty Weight - 40,000 lbs.
- B. GCVWR - 152,500 lbs.
- C. Legal Max. Shipment - 40,000 lbs.
- D. Permit Max. Shipment - 112,500 lbs.
- E. Weight Only Single Trip Permit - \$100.00
- F. Width, Height & Length Trip Permit - \$110.00
- G. Annually Weight Permit - \$100.00

## II. PILOT CAR

- A. Oversized loads - \$1.75 Per Mile to \$1.85 Per Mile
- B. Wait Time - \$20.00 Per Hour
- C. Down Time - \$290.00 & Motel / Pole Car \$340.00 & Motel
- D. Emergency Traffic Control - \$25.00 Per Hour
- E. Height Pole - Min. Charge of \$1.85 to \$2.10 per mile & up Depending on Height
- F. Mini Runs - \$250.00 to \$300.00 (Less than 150-Miles)
- G. Regular Car - \$500.00 Chase Car (290-Miles Daily)
- H. Pilot Car - \$600.00 to \$700.00 (290-Miles Daily - Depending on Height)
- I. No-Go's - Up to \$200.00
- J. Super & Mega Loads - \$500.00 to \$700.00 per 150-Miles
- K. Continuous Move - \$1.75 to \$1.85 Per Mile

# STATE OF ALABAMA PERMIT COST

**2023 PETERBILT 389 TRI AXLE w/72" FLAT TOP SLEEPER / 300" WB / 25K TARE WEIGHT / 58,500 lbs. RATING**

## I. MINI DECK LOWBOY - 18,500 lbs. Tare Weight

- A. Total Empty Weight - 43,500 lbs.
- B. GCVWR - 131,500 lbs.
- C. Legal Max. Shipment - 36,500 lbs.
- D. Permit Max. Shipment - 88,000 lbs.
- E. Weight Only Single Trip Permit - \$60.00
- F. Width, Height & Length Trip Permit - \$70.00
- G. Annually Weight Permit - \$100.00

## II. PILOT CAR

- A. Oversized loads - \$1.75 Per Mile to \$1.85 Per Mile
- B. Wait Time - \$20.00 Per Hour
- C. Down Time - \$290.00 & Motel / Pole Car \$340.00 & Motel
- D. Emergency Traffic Control - \$25.00 Per Hour
- E. Height Pole - Min. Charge of \$1.85 to \$2.10 per mile & up Depending on Height
- F. Mini Runs - \$250.00 to \$300.00 (Less than 150-Miles)
- G. Regular Car - \$500.00 Chase Car (290-Miles Daily)
- H. Pilot Car - \$600.00 to \$700.00 (290-Miles Daily - Depending on Height)
- I. No-Go's - Up to \$200.00
- J. Super & Mega Loads - \$500.00 to \$700.00 per 150-Miles
- K. Continuous Move - \$1.75 to \$1.85 Per Mile

# STATE OF ALABAMA PERMIT COST

**2023 PETERBILT 389 TRI AXLE w/72" FLAT TOP SLEEPER / 300"WB / 25K TARE WEIGHT / 58,500 lbs. RATING**

- I. QUAD AXLE LOWBOY - 25,000 lbs. Tare Weight
  - A. Total Empty Weight - 50,000 lbs.
  - B. GCVWR - 151,500 lbs.
  - C. Legal Max. Shipment - 30,000 lbs.
  - D. Permit Max. Shipment - 101,000 lbs.
  - E. Weight Only Single Trip Permit - \$100.00
  - F. Width, Height & Length Trip Permit - \$110.00
  - G. Annually Weight Permit - \$100.00
- II. PILOT CAR
  - A. Oversized loads - \$1.75 Per Mile to \$1.85 Per Mile
  - B. Wait Time - \$20.00 Per Hour
  - C. Down Time - \$290.00 & Motel / Pole Car \$340.00 & Motel
  - D. Emergency Traffic Control - \$25.00 Per Hour
  - E. Height Pole - Min. Charge of \$1.85 to \$2.10 per mile & up Depending on Height
  - F. Mini Runs - \$250.00 to \$300.00 (Less than 150-Miles)
  - G. Regular Car - \$500.00 Chase Car (290-Miles Daily)
  - H. Pilot Car - \$600.00 to \$700.00 (290-Miles Daily - Depending on Height)
    - I. No-Go's - Up to \$200.00
    - J. Super & Mega Loads - \$500.00 to \$700.00 per 150-Miles
    - K. Continuous Move - \$1.75 to \$1.85 Per Mile

# STATE OF ALABAMA PERMIT COST

**2023 PETERBILT 389 TRI AXLE w/72" FLAT TOP SLEEPER / 300"WB / 25K TARE WEIGHT / 58,500 lbs. RATING**

**I. 13-AXLE 85-TON LOWBOY - 52,500 lbs. Tare Weight**

- A. Total Empty Weight - 77,000 lbs.
- B. GCVWR - 229,500 lbs.
- C. Legal Max. Shipment - 3,000 lbs.
- D. Permit Max. Shipment - 152,500 lbs.
- E. Weight Only Single Trip Permit - \$100.00
- F. Width, Height & Length Trip Permit - \$110.00
- G. Annually Weight Permit - \$100.00

**II. PILOT CAR**

- A. Oversized loads - \$1.75 Per Mile to \$1.85 Per Mile
- B. Wait Time - \$20.00 Per Hour
- C. Down Time - \$290.00 & Motel / Pole Car \$340.00 & Motel
- D. Emergency Traffic Control - \$25.00 Per Hour
- E. Height Pole - Min. Charge of \$1.85 to \$2.10 per mile & up Depending on Height
- F. Mini Runs - \$250.00 to \$300.00 (Less than 150-Miles)
- G. Regular Car - \$500.00 Chase Car (290-Miles Daily)
- H. Pilot Car - \$600.00 to \$700.00 (290-Miles Daily - Depending on Height)
- I. No-Go's - Up to \$200.00
- J. Super & Mega Loads - \$500.00 to \$700.00 per 150-Miles
- K. Continuous Move - \$1.75 to \$1.85 Per Mile

# ARIZONA STATE PERMIT PRICES

**2023 PETERBILT 389 TRI AXLE w/72" FLAT TOP SLEEPER / 300" WB / 25K TARE WEIGHT / 58,500 lbs. RATING**

## I. STEP DECK - 18,135 lbs. Tare Weight

- A. Total Empty Weight - 43,135 lbs.
- B. GCVWR - 118,500 lbs.
- C. Legal Max. Shipment - 36,865 lbs.
- D. Permit Max. Shipment - 81,635 lbs.
- E. Registration Permit - \$1.00 Per Axle Per 50-Miles Traveled
- F. Motor Carrier Fees - \$48.00 to \$65.00 Per Trip over 50-Miles
- G. Class A - Over-Dimensional: \$15.00 Permit / Over-Weight: \$75.00 Permit

## II. PILOT CAR

- A. Oversized loads - \$1.75 Per Mile to \$1.85 Per Mile
- B. Wait Time - \$20.00 Per Hour
- C. Down Time - \$290.00 & Motel / Pole Car \$340.00 & Motel
- D. Emergency Traffic Control - \$25.00 Per Hour
- E. Height Pole - Min. Charge of \$1.85 to \$2.10 per mile & up Depending on Height
- F. Mini Runs - \$250.00 to \$300.00 (Less than 150-Miles)
- G. Regular Car - \$500.00 Chase Car (290-Miles Daily)
- H. Pilot Car - \$600.00 to \$700.00 (290-Miles Daily - Depending on Height)
- I. No-Go's - Up to \$200.00
- J. Super & Mega Loads - \$500.00 to \$700.00 per 150-Miles
- K. Continuous Move - \$1.75 to \$1.85 Per Mile



# ARIZONA STATE PERMIT PRICES

**2023 PETERBILT 389 TRI AXLE w/72" FLAT TOP SLEEPER / 300" WB / 25K TARE WEIGHT / 58,500 lbs. RATING**

## I. FLATBED - 15,000 lbs. Tare Weight

- A. Total Empty Weight - 40,000 lbs.
- B. GCVWR - 152,500 lbs.
- C. Legal Max. Shipment - 40,000 lbs.
- D. Permit Max. Shipment - 112,500 lbs.
- E. Registration Permit - \$1.00 Per Axle Per 50-Miles Traveled
- F. Motor Carrier Fees - \$48.00 to \$65.00 Per Trip over 50-Miles
- G. Class A - Over-Dimensional: \$15.00 Permit / Over-Weight: \$75.00 Permit

## II. PILOT CAR

- A. Oversized loads - \$1.75 Per Mile to \$1.85 Per Mile
- B. Wait Time - \$20.00 Per Hour
- C. Down Time - \$290.00 & Motel / Pole Car \$340.00 & Motel
- D. Emergency Traffic Control - \$25.00 Per Hour
- E. Height Pole - Min. Charge of \$1.85 to \$2.10 per mile & up Depending on Height
- F. Mini Runs - \$250.00 to \$300.00 (Less than 150-Miles)
- G. Regular Car - \$500.00 Chase Car (290-Miles Daily)
- H. Pilot Car - \$600.00 to \$700.00 (290-Miles Daily - Depending on Height)
- I. No-Go's - Up to \$200.00
- J. Super & Mega Loads - \$500.00 to \$700.00 per 150-Miles
- K. Continuous Move - \$1.75 to \$1.85 Per Mile

# ARIZONA STATE PERMIT PRICES

**2023 PETERBILT 389 TRI AXLE w/72" FLAT TOP SLEEPER / 300" WB / 25K TARE WEIGHT / 58,500 lbs. RATING**

- I. MINI DECK LOWBOY - 18,500 lbs. Tare Weight
  - A. Total Empty Weight - 43,500 lbs.
  - B. GCVWR - 131,500 lbs.
  - C. Legal Max. Shipment - 36,500 lbs.
  - D. Permit Max. Shipment - 88,000 lbs.
  - E. Registration Permit - \$1.00 Per Axle Per 50-Miles Traveled
  - F. Motor Carrier Fees - \$48.00 to \$65.00 Per Trip over 50-Miles
  - G. Class A - Over-Dimensional: \$15.00 Permit / Over-Weight: \$75.00 Permit
- II. PILOT CAR
  - A. Oversized loads - \$1.75 Per Mile to \$1.85 Per Mile
  - B. Wait Time - \$20.00 Per Hour
  - C. Down Time - \$290.00 & Motel / Pole Car \$340.00 & Motel
  - D. Emergency Traffic Control - \$25.00 Per Hour
  - E. Height Pole - Min. Charge of \$1.85 to \$2.10 per mile & up Depending on Height
  - F. Mini Runs - \$250.00 to \$300.00 (Less than 150-Miles)
  - G. Regular Car - \$500.00 Chase Car (290-Miles Daily)
  - H. Pilot Car - \$600.00 to \$700.00 (290-Miles Daily - Depending on Height)
  - I. No-Go's - Up to \$200.00
  - J. Super & Mega Loads - \$500.00 to \$700.00 per 150-Miles
  - K. Continuous Move - \$1.75 to \$1.85 Per Mile

# ARIZONA STATE PERMIT PRICES

**2023 PETERBILT 389 TRI AXLE w/72" FLAT TOP SLEEPER / 300" WB / 25K TARE WEIGHT / 58,500 lbs. RATING**

- I. **QUAD AXLE LOWBOY - 25,000 lbs. Tare Weight**
  - A. Total Empty Weight - 50,000 lbs.
  - B. GCVWR - 151,500 lbs.
  - C. Legal Max. Shipment - 30,000 lbs.
  - D. Permit Max. Shipment - 101,000 lbs.
  - E. Registration Permit - \$1.00 Per Axle Per 50-Miles Traveled
  - F. Motor Carrier Fees - \$48.00 to \$65.00 Per Trip over 50-Miles
  - G. Class A - Over-Dimensional: \$15.00 Permit / Over-Weight: \$75.00 Permit
- II. **PILOT CAR**
  - A. Oversized loads - \$1.75 Per Mile to \$1.85 Per Mile
  - B. Wait Time - \$20.00 Per Hour
  - C. Down Time - \$290.00 & Motel / Pole Car \$340.00 & Motel
  - D. Emergency Traffic Control - \$25.00 Per Hour
  - E. Height Pole - Min. Charge of \$1.85 to \$2.10 per mile & up Depending on Height
  - F. Mini Runs - \$250.00 to \$300.00 (Less than 150-Miles)
  - G. Regular Car - \$500.00 Chase Car (290-Miles Daily)
  - H. Pilot Car - \$600.00 to \$700.00 (290-Miles Daily - Depending on Height)
  - I. No-Go's - Up to \$200.00
  - J. Super & Mega Loads - \$500.00 to \$700.00 per 150-Miles
  - K. Continuous Move - \$1.75 to \$1.85 Per Mile

# **ARIZONA STATE PERMIT PRICES**

- I. **13-AXLE 85-TON LOWBOY - 52,500 lbs. Tare Weight**
  - A. Total Empty Weight - 77,000 lbs.
  - B. GCVWR - 229,500 lbs.
  - C. Legal Max. Shipment - 3,000 lbs.
  - D. Permit Max. Shipment - 152,500 lbs.
  - E. Registration Permit - \$1.00 Per Axle Per 50-Miles Traveled
  - F. Motor Carrier Fees - \$48.00 to \$65.00 Per Trip over 50-Miles
  - G. Class A - Over-Dimensional: \$15.00 Permit / Over-Weight: \$75.00 Permit
- II. **PILOT CAR**
  - A. Oversized loads - \$1.75 Per Mile to \$1.85 Per Mile
  - B. Wait Time - \$20.00 Per Hour
  - C. Down Time - \$290.00 & Motel / Pole Car \$340.00 & Motel
  - D. Emergency Traffic Control - \$25.00 Per Hour
  - E. Height Pole - Min. Charge of \$1.85 to \$2.10 per mile & up Depending on Height
  - F. Mini Runs - \$250.00 to \$300.00 (Less than 150-Miles)
  - G. Regular Car - \$500.00 Chase Car (290-Miles Daily)
  - H. Pilot Car - \$600.00 to \$700.00 (290-Miles Daily - Depending on Height)
  - I. No-Go's - Up to \$200.00
  - J. Super & Mega Loads - \$500.00 to \$700.00 per 150-Miles
  - K. Continuous Move - \$1.75 to \$1.85 Per Mile

**2023 PETERBILT 389 TRI AXLE w/72" FLAT TOP SLEEPER / 300"WB / 25K TARE WEIGHT / 58,500 lbs. RATING**

**I. STEP DECK - 18,135 lbs. Tare Weight**

- A. Total Empty Weight - 43,135 lbs.
- B. GCVWR - 118,500 lbs.
- C. Legal Max. Shipment - 36,865 lbs.
- D. Permit Max. Shipment - 81,635 lbs.
- E. Weight Only Single Trip Permit - \$30.00
- F. Width, Height & Length Trip Permit - \$40.00
- G. Annually Weight Permit - \$100.00

**II. PILOT CAR**

- A. Oversized loads - \$1.75 Per Mile to \$1.85 Per Mile
- B. Wait Time - \$20.00 Per Hour
- C. Down Time - \$290.00 & Motel / Pole Car \$340.00 & Motel
- D. Emergency Traffic Control - \$25.00 Per Hour
- E. Height Pole - Min. Charge of \$1.85 to \$2.10 per mile & up Depending on Height
- F. Mini Runs - \$250.00 to \$300.00 (Less than 150-Miles)
- G. Regular Car - \$500.00 Chase Car (290-Miles Daily)
- H. Pilot Car - \$600.00 to \$700.00 (290-Miles Daily - Depending on Height)
- I. No-Go's - Up to \$200.00
- J. Super & Mega Loads - \$500.00 to \$700.00 per 150-Miles
- K. Continuous Move - \$1.75 to \$1.85 Per Mile

**2023 PETERBILT 389 TRI AXLE w/72" FLAT TOP SLEEPER / 300"WB / 25K TARE WEIGHT / 58,500 lbs. RATING**

- I. **FLATBED - 15,000 lbs. Tare Weight**
  - A. Total Empty Weight - 40,000 lbs.
  - B. GCVWR - 152,500 lbs.
  - C. Legal Max. Shipment - 40,000 lbs.
  - D. Permit Max. Shipment - 112,500 lbs.
  - E. Weight Only Single Trip Permit - \$100.00
  - F. Width, Height & Length Trip Permit - \$110.00
  - G. Annually Weight Permit - \$100.00
- II. **PILOT CAR**
  - A. Oversized loads - \$1.75 Per Mile to \$1.85 Per Mile
  - B. Wait Time - \$20.00 Per Hour
  - C. Down Time - \$290.00 & Motel / Pole Car \$340.00 & Motel
  - D. Emergency Traffic Control - \$25.00 Per Hour
  - E. Height Pole - Min. Charge of \$1.85 to \$2.10 per mile & up Depending on Height
  - F. Mini Runs - \$250.00 to \$300.00 (Less than 150-Miles)
  - G. Regular Car - \$500.00 Chase Car (290-Miles Daily)
  - H. Pilot Car - \$600.00 to \$700.00 (290-Miles Daily - Depending on Height)
  - I. No-Go's - Up to \$200.00
  - J. Super & Mega Loads - \$500.00 to \$700.00 per 150-Miles
  - K. Continuous Move - \$1.75 to \$1.85 Per Mile