

41 years of factory direct savings! Order by phone or online.

**41st
Anniversary
1974-2015**

Getting your SuperPorch kit is easy...

- Measure dimensions (A), (B) & (C) from the measuring form!
- 2 Easy ways to get a price quote and diagrams

YOU PRICE: www.sunporch.com/youprice or

WE PRICE: Call 800-221-2550

- Buy your ready-to-assemble kit factory direct and SAVE!
- Everything you need is included for simple assembly
- FREE Support Helpline for expert results

"I guarantee you will enjoy your outdoors more!"



For over 41 years, we have been here for you.
Contact us today and ask us anything.

Dean

Dean Schwartz
General Manager




NEW for 2015...Entry Level Value!

SuperPorch®

SuperPorch®
by SunPorch Structures, Inc.
www.sunporch.com

3-in-1 Outdoor Room Covered • Screened • Enclosed

Exclusive EasySlide 4 Track System with screen and window door panel options.



Covered Porch

Solid insulated roof protects you from sun, rain and snow. Open on all sides.

Screened Porch

Covered Porch with sliding screen door panels for maximum insect protection.

Enclosed Porch

Covered Porch with sliding window door panels for full weather protection.

**No Site Prep!
No Permits!
No Taxes!**

Start enjoying your outdoors more!



Before



After



Manufacturing and shipping - Louisville, KY.

Delivered 100% complete as a ready-to-assemble kit



"With the help of a friend I assembled my new Porch...in just a weekend! It went together perfectly. Everything was clearly marked and by following the detailed assembly manual, it went together exactly as planned." – Larry B.



Handyman Club of America
approved and recommended!

Ordering Information

- 1) Lock in your special order savings with a \$100. deposit.
- 2) Upon order processing, you will be sent confirmation documents.
- 3) All orders are custom built and must be **paid-in-full** prior to manufacturing.
- 4) To finalize order, please remit final payment and signed documents prior to pay-in-full date. At that time, your order cannot be changed or modified.
- 5) Your order is then scheduled by the factory for manufacturing and shipping.



Orders are custom built. Please allow 3-4 weeks from receipt of final payment for your shipment to arrive. Plan ahead!

Shipping and FREE Factory Storage

Upon arrival, the driver (with your help) will off-load the boxes.



If you want to purchase now but aren't quite ready to take delivery... no problem! After your order is finalized and paid-in-full, get FREE factory storage for up to 90 days!

You can order now and lock-in your special savings...while scheduling delivery at a later date. You decide when you want to take delivery to fit your project schedule.

Special note regarding building codes and permits (varies by locale)

It is the sole responsibility of the homeowner to confirm building codes and permit requirements for your locale. SunPorch does not guarantee compliance. If required, SunPorch can provide basic engineering documents for an additional cost of \$295.

SuperPorch solid insulated roof protects you from the sun, rain and snow!

- Readily mounts on existing decks & patios
- No site prep, No permits, No taxes*
- Simple to assemble kit installs in a weekend
- Multiple sizes to fit any deck or patio



- Permanent year round functionality
- Building code approved for snow loads & hurricanes*
- Totally maintenance-free aluminum construction
- 10 year warranty...lasts a lifetime

SuperPorch has a model and size for every budget!

SuperPorch 1 – Covered Porch



1

All SuperPorch models include:

- Solid insulated 3" thick roof with minimal heat transfer
- 2' wide snap-lock roof panels are easy to handle and install
- Aluminum post spacing on 5' or 6' centers for added strength
- Perimeter base channel helps make squaring easy and post alignment simple
- Choice of bronze or white frame color
- Solid gable trapezoid panels in each endwall
- EasySlide 4 Track System for optional screen and/or window panels

Optional screen and/or window panels provide total insect and full weather protection.

(All panels are doors and slide right or left. All panels easily insert and remove quickly)

SuperPorch 2 – Screened Porch



2

- 100% screened porch with sliding panels for maximum ventilation
- 100% open porch (with all panels removed)

SuperPorch 3 – Enclosed Porch



3

- 100% enclosed porch with sliding window panels for full weather protection
- 50% screen porch for partial ventilation (with windows opened)
- 100% natural daylight (with windows inserted and screens removed)
- 100% open porch (with all panels removed)

SuperPorch 4 – **ULTIMATE** – Both Fully Screened and Enclosed



4

- 100% enclosed porch with sliding window panels for full weather protection
- 100% screen porch with sliding screen panels for maximum ventilation (with windows removed)
- 50% screen porch for partial ventilation (with windows opened)
- 100% natural daylight (with windows inserted and screens removed)
- 100% open porch (with all panels removed)

BEST VALUE!

SuperPorch 3-in-1 Outdoor Room model choices

Covered Porch • Screened Porch • Enclosed Porch

Model Choices

SuperPorch 1 – Covered Porch Roof with EasySlide 4 Track System

SuperPorch 2, 3, 4 – Covered Porch Roof and EasySlide 4 Track System with optional horizontal sliding screen and/or window panels. All panels are doors and slide right or left. All panels easily insert and remove quickly.

Configurations are...

- Horizontal sliding screen panels
- Horizontal sliding window panels
- Both sliding screen and window panels

SuperPorch 1

Covered Porch
EasySlide 4 Track System

1



(open all sides/upgradeable)

SuperPorch 2

100% Screened Porch

2

Includes horizontal sliding screen panels for maximum insect protection.



(screens closed/no windows)



(All screens open)

SuperPorch 3

100% Enclosed Porch
50% Screened Porch

3

Includes both horizontal sliding window panels for full weather protection and sliding screen (every other half) panels for partial ventilation.



(windows closed/screens removed)



(windows open/screens closed)



EasySlide 4 Track System benefits:

- 100% screened porch with sliding panels for maximum ventilation
- 100% enclosed porch with sliding window panels for full weather protection
- 50% screen porch for partial ventilation (with windows opened)
- 100% open porch (with all panels removed)

SuperPorch 4 **ULTIMATE**

100% Enclosed Porch
100% Screened Porch

4

Includes both horizontal sliding window and screen panels for maximum ventilation and full weather protection.



(windows closed/screens removed)

BEST VALUE!



(screens closed/windows removed)



(windows open/screens closed)




Choose the SuperPorch model with the screen and window panel configuration that's just right for you.

Easy to handle screen and window panels weigh just 6 lbs each and are simple to insert and remove.

*varies by locale

14 reasons why it's really a SuperPorch®




1 EasySlide 4 Track System allows for quick sliding, insertion, and removal of all screen and window panels.




8 Heavy gauge vinyl window glazing is totally optically clear. Looks like glass at a fraction of the weight or cost. Simply wipes clean with a damp microfiber cloth.



2 Base channel with integrated weep hole system keeps the inside dry, and drains the water out, allowing the wheels to glide freely.




9 Strong and durable, even when stretched, the flexible vinyl window glazing quickly returns to its original shape. If needed, the vinyl can be easily replaced in just a few minutes.




3 Large diameter nylon wheels roll with a gentle push. Every panel is a sliding door for instant entry and exit when and where you want it.



10 Screen and window panels are thick framed rigid aluminum for added strength. They are surrounded by dense double pile seals for a rattle-free, weather-tight fit.




4 Locking center latch on sliding window panels creates a tight compression fit and draft-free seal.



11 Every screen and window panel has easy grab nylon handles with finger pulls. They are located both inside and outside for effortless sliding.




5 3" inch thick R11 solid insulated roof has a white reflective aluminum exterior with a lifetime finish. Unlike fabric or corrugated metal, it has minimal heat transfer and protects you from the hot sun.




12 Roof panels are 2' foot wide with tongue and groove edges. They are a snap to install and create an instant weatherproof seal.




6 The roof panels have a lightweight foam core interior and are easily lifted. The 2' narrow width simplifies handling and installation.



13 The super strong framing and roof system are building code approved for hurricane winds and basic snow loads. Additional roof rafters are optional for increased snow loads. *(varies by locale)*



7 Low profile overhangs on front and sides are stylish and functional. Add a gutter locally to the front fascia for additional protection.



14 Heavy duty hollow aluminum framing in your choice of bronze or white finish is maintenance-free and lasts a lifetime. Just like an erector set, it quickly joins together with stainless steel fasteners.

Transform Your Deck or Patio Into a Beautiful Outdoor Room!



In less than a weekend, this could become your favorite room in the house.



BEST VALUE!

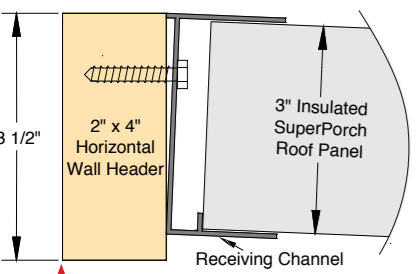
Measuring for your SuperPorch 3-in-1 Outdoor Room

- 1) Measure dimensions (A, B & C) using this form!
- 2) Refer to sizes and model chart (next page).
- 3) Review the attachment options below for best fit.
- 4) 2 Easy ways to get your price quote and diagrams:

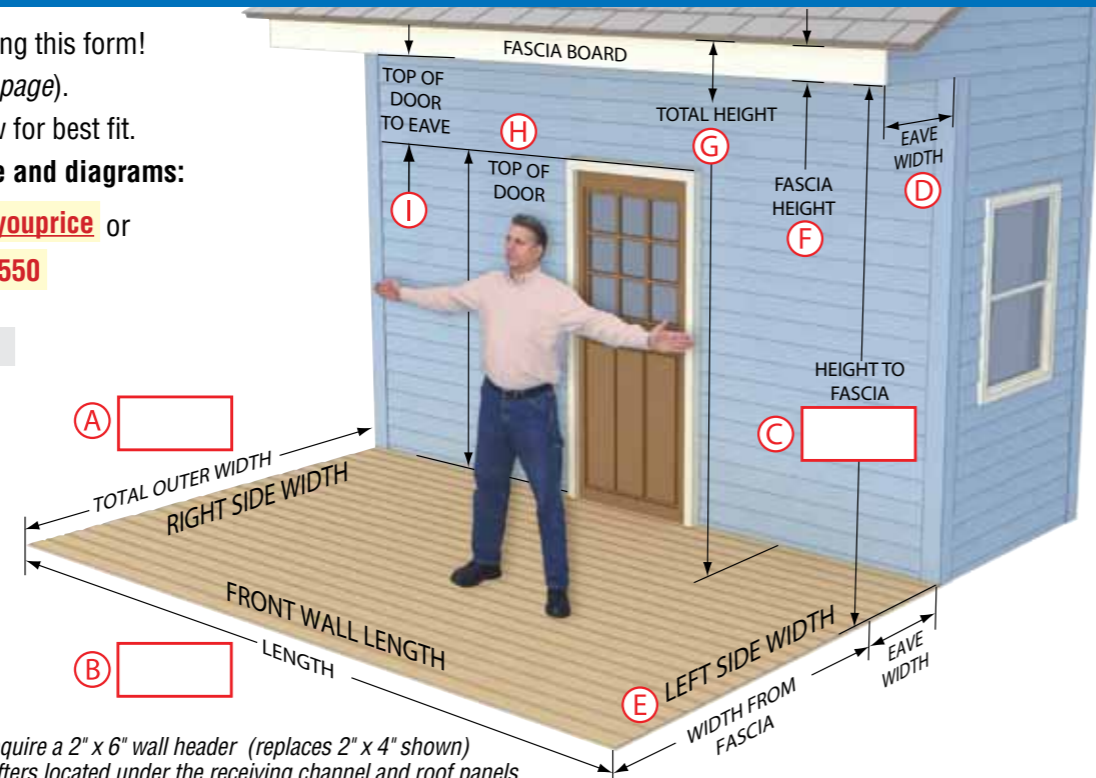
YOU PRICE: www.sunporch.com/youprice or
WE PRICE: Call 800-221-2550

Attachment height requirement

2" x 4" mounting against house.



NOTE: Regions with heavy snow loads require a 2" x 6" wall header (replaces 2" x 4" shown). For additional support, there are 3" tall rafters located under the receiving channel and roof panels.

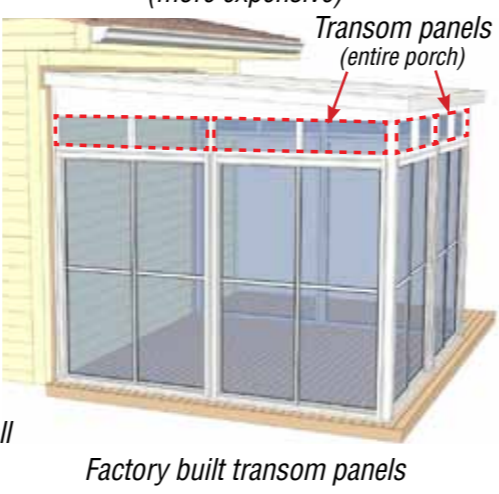
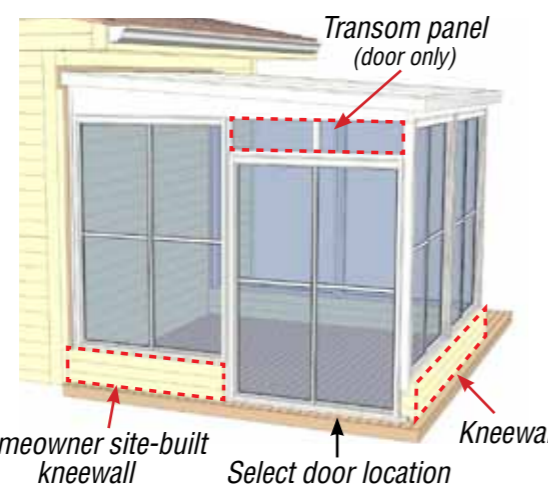


Wall attachment options

Direct to wall – standard height

Direct to wall – increased height (less expensive)

Direct to wall – increased height (more expensive)

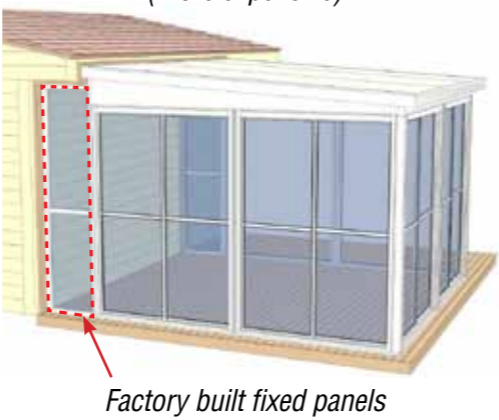
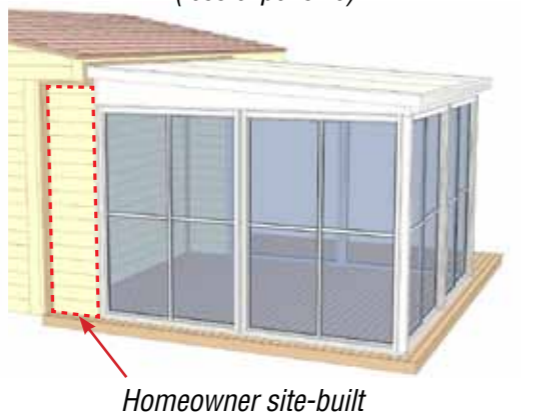
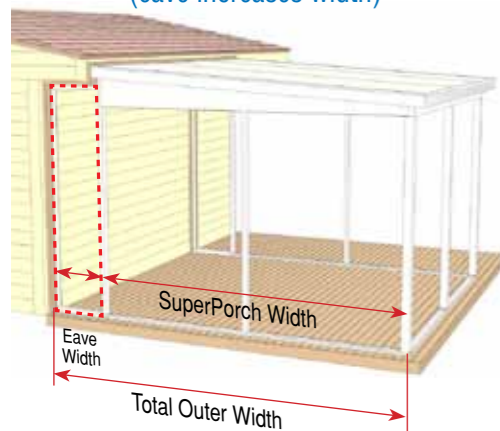


Fascia attachment options

Direct to fascia – standard height (eave increases width)

Direct to fascia – fill under eave (less expensive)

Direct to fascia – fill under eave (more expensive)



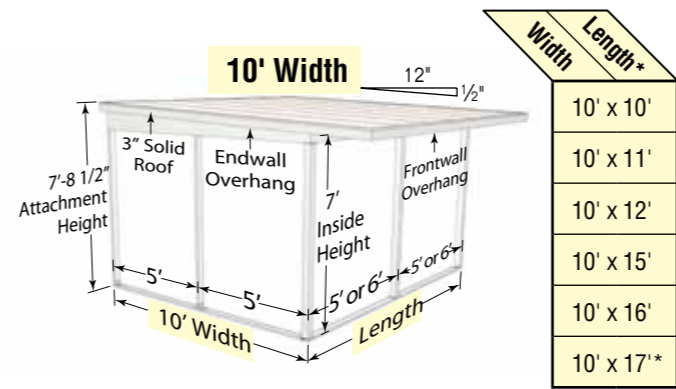
SuperPorch sizes and model chart to get price quote

- 1) Select Width (Distance away from house)
- 2) Select Length* (Distance parallel to house)
- 3) Select SuperPorch Model 1, 2, 3 or 4
- 4) 2 Easy ways to get your price quote and diagrams:

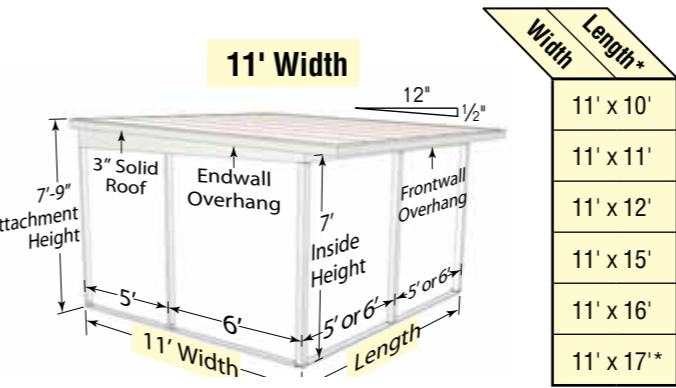
YOU PRICE: www.sunporch.com/youprice or
WE PRICE: Call 800-221-2550

Model Choices

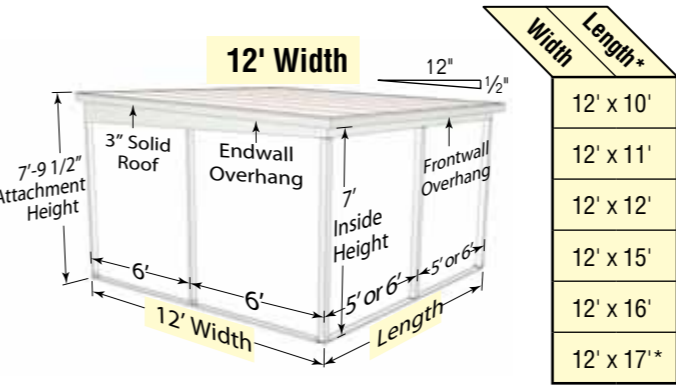
SuperPorch	1	SuperPorch	2	SuperPorch	3	SuperPorch	4
Covered Porch		EasySlide 4 Track		EasySlide 4 Track		EasySlide 4 Track	ULTIMATE
Roof With		100% Screen Panels		100% Window Panels		100% Window Panels	
EasySlide 4 Track				50% Screen Panels		100% Screen Panels	



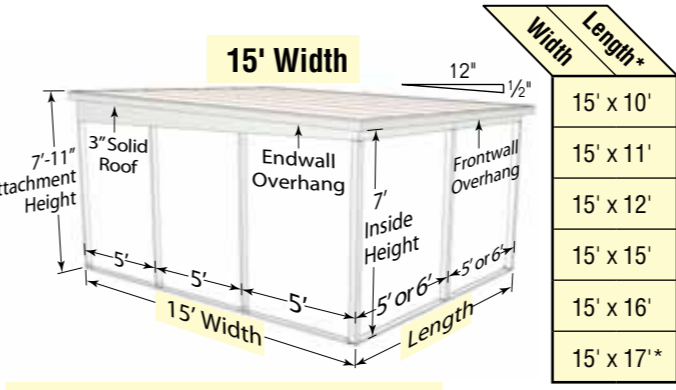
Width	Length*
10' x 10'	
10' x 11'	
10' x 12'	
10' x 15'	
10' x 16'	
10' x 17'*	



Width	Length*
11' x 10'	
11' x 11'	
11' x 12'	
11' x 15'	
11' x 16'	
11' x 17'*	



Width	Length*
12' x 10'	
12' x 11'	
12' x 12'	
12' x 15'	
12' x 16'	
12' x 17'*	



Width	Length*
15' x 10'	
15' x 11'	
15' x 12'	
15' x 15'	
15' x 16'	
15' x 17'*	

Nominal dimensions shown. Exact sizes provided on quote diagram.

SuperPorch 1	SuperPorch 2	SuperPorch 3	SuperPorch 4
SP1-1010	SP2-1010	SP3-1010	SP4-1010
SP1-1011	SP2-1011	SP3-1011	SP4-1011
SP1-1012	SP2-1012	SP3-1012	SP4-1012
SP1-1015	SP2-1015	SP3-1015	SP4-1015
SP1-1016	SP2-1016	SP3-1016	SP4-1016
SP1-1017	SP2-1017	SP3-1017	SP4-1017

SuperPorch 1	SuperPorch 2	SuperPorch 3	SuperPorch 4
SP1-1110	SP2-1110	SP3-1110	SP4-1110
SP1-1111	SP2-1111	SP3-1111	SP4-1111
SP1-1112	SP2-1112	SP3-1112	SP4-1112
SP1-1115	SP2-1115	SP3-1115	SP4-1115
SP1-1116	SP2-1116	SP3-1116	SP4-1116
SP1-1117	SP2-1117	SP3-1117	SP4-1117

SuperPorch 1	SuperPorch 2	SuperPorch 3	SuperPorch 4
SP1-1210	SP2-1210	SP3-1210	SP4-1210
SP1-1211	SP2-1211	SP3-1211	SP4-1211
SP1-1212	SP2-1212	SP3-1212	SP4-1212
SP1-1215	SP2-1215	SP3-1215	SP4-1215
SP1-1216	SP2-1216	SP3-1216	SP4-1216
SP1-1217	SP2-1217	SP3-1217	SP4-1217

SuperPorch 1	SuperPorch 2	SuperPorch 3	SuperPorch 4
SP1-1510	SP2-1510	SP3-1510	SP4-1510
SP1-1511	SP2-1511	SP3-1511	SP4-1511
SP1-1512	SP2-1512	SP3-1512	SP4-1512
SP1-1515	SP2-1515	SP3-1515	SP4-1515
SP1-1516	SP2-1516	SP3-1516	SP4-1516
SP1-1517	SP2-1517	SP3-1517	SP4-1517

*Lengths also available in 18', 20', 21', 22', 23'... in 1' increments up to 60'.