



Ceramic Quarter Flat Infrared Heating Element Hollow

The standard range of ceramic infrared elements are used in a wide range of industrial and engineering applications such as thermoforming, packaging, paint curing, printing, drying, gluing, sterilisation, roasting etc. Most plastics and many other materials absorb infrared best in the wavelength range of 2 - 10 μm , which makes the ceramic heater the most popular radiant emitter on the market.

Hollow style ceramic elements produce a uniform output better suited to emitters positioned closer to the target material.

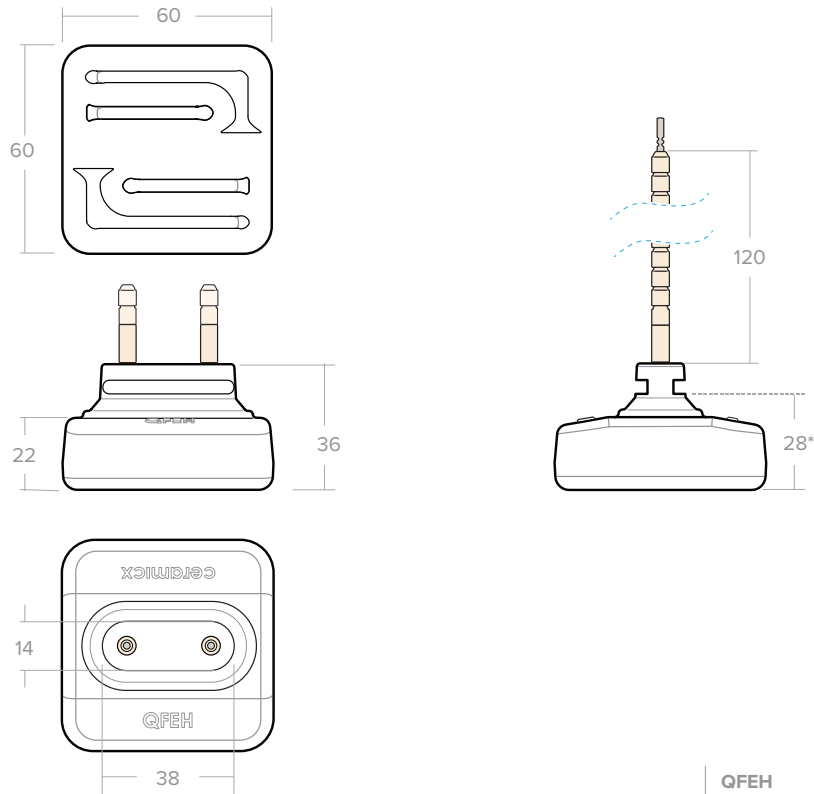
Recommended radiation distance from heater is 100 - 200 mm.

Technical specification

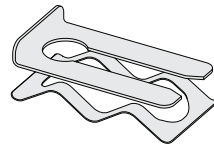
Material	Ceramic body, black glaze, embedded resistance heating coil
Heater Voltage	230 V (standard)
Operating temperature	Max permissible 750°C (1382°F)
Useful wave-length range	2 - 10 μm (microns) - Long wave
Dimensions	60 x 60 x 36 mm
Average weight	90 g
Electric connection	120 mm ceramic beaded power leads
Reflector thickness	Recommended thickness 0.75 - 0.9 mm min/max thickness 0.5 - 1.5 mm
Mounting slot size	42 x 15 mm
Element spacing	Minimum spacing between elements 5 mm
Average operating life	Up to 20,000 hrs depending on conditions
Standards	CE
Packaging (L x W x H)	126 x 65 x 64 mm

Standard QFEH range

	Mean Surface Temperature °C	Max Power Density kW/m ²
125 W	550	30
250 W	755	60



Element supplied with Wave Spring and Clip

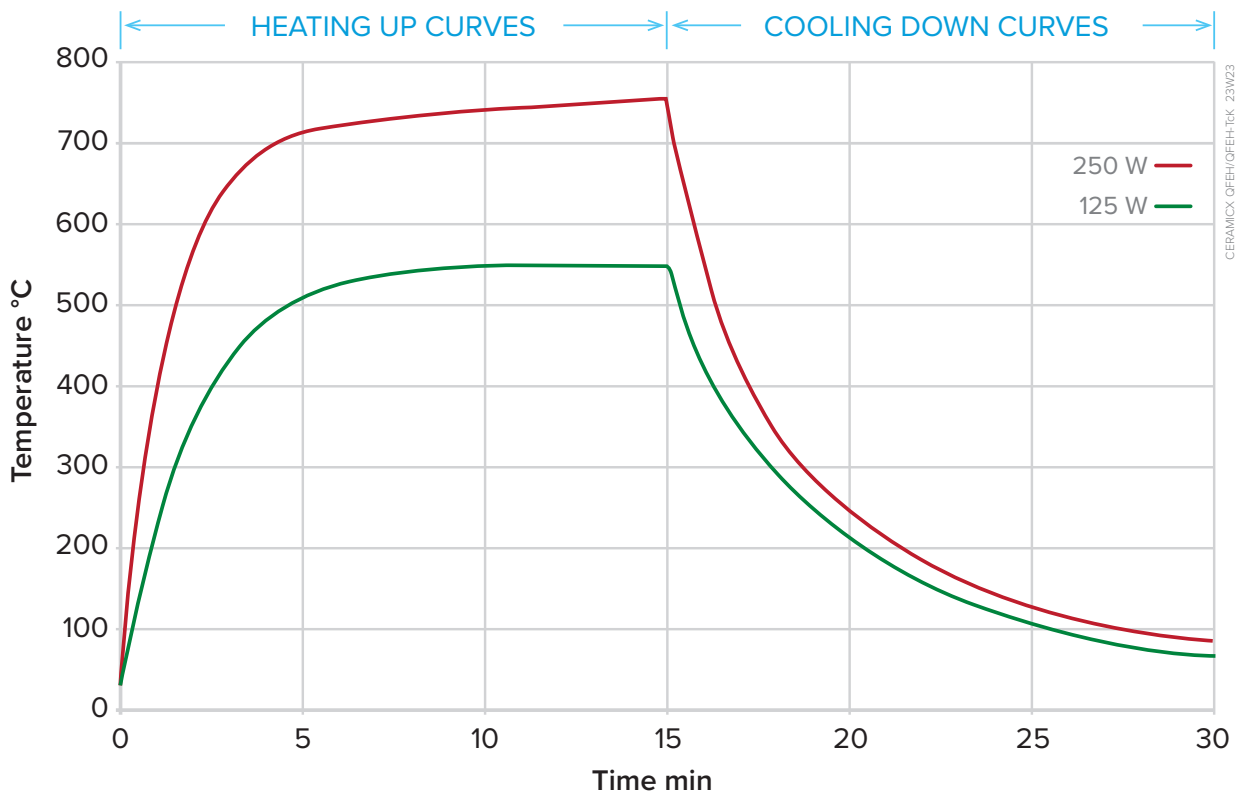


QFEH
QUARTER FLAT ELEMENT HOLLOW

Tolerances apply, all dimensions mm.
* Face of reflector - face of element using 0.75 mm reflector, mounting hole size 15 x 42 mm



25W42



CERAMICX QFEH/QFEH-TEK 23W23

QFEH Heat up and cool down curves showing average surface temperature measured with a thermal imaging camera set to an emissivity of 0.95 (element mounted in a polished aluminium clad steel reflector)