

Australian National Archery Association

“Archery for All”

Book of Rules



Updated: October 2019

TABLE OF CONTENTS

1. Preface	pg: 3
2. Safety	pg: 3 - 4
• Range Safety	
• Personal Safety	
• Equipment Safety	
3. Divisions	pg: 5
4. Shooting Styles	pg: 5
5. Grades	pg: 6
6. Ranking and Achievement Awards	pg: 6
7. Tournaments	pg: 7
• Terms	pg: 7
• ANAA Indoor Competition	pg: 8 - 9
• ANAA Target Competition	pg: 10 - 11
• ANAA Field Competition	pg: 12 - 14
• ANAA Safari Competition	pg: 15 - 16
• ANAA 3D Competition	pg: 17
8. Disabled Division	pg: 17
9. Practice Butts	pg: 18
10. Disputes	pg: 18
11. Pet Policy	pg: 19
12. Mobile Phone and Electronic Devices Policy	pg: 19
13. Visitor / Cross participation policy	pg: 19
14. Child Protection	pg: 19
15. Club Affiliation	pg: 20
16. Appendix:	
• Application to shoot in Higher Division	pg: 21
• Application for Disabled Division	pg: 22
• Protest Form	pg: 23
• Protest Findings Form	pg: 24
• Club Affiliation Form	pg: 25

PREFACE:

The Australian National Archery Association is an all inclusive archery association. The association recognises and includes archers of all ages and back grounds as well as all genders and ability. The association will provide games and activities so that all members of our community may participate. Coaching and development of all archers including mentoring from elite archers are a few of our goals. Recognition and ranking of all our archers within competition and awards for personal achievement will also be part of our system. ANAA has a division specifically for archers with a disability as well as elite divisions for those archers who strive for the top.

Our games include:

- 1. ANAA Indoor Competition**
- 2. ANAA Target Competition**
- 3. ANAA Field Competition**
- 4. ANAA Safari Competition**
- 5. ANAA 3D Competition**

Clubs will be able to set ranges to suit their availability of land.

SAFETY:

Range Safety:

ANAA endeavours to provide all archers with safe facilities to enjoy their sport. Our “Risk Management Policy” has been designed to provide a working document for clubs to use to attain this goal. To affiliate and re-affiliate with ANAA a club will be required to submit a current “Risk Management Assessment” of their club grounds, facilities and ranges.

- Our Field Ranges are to be designed using the NFAA Range set up guidelines.
- “No Alcohol” is to be consumed prior to or during shooting on any range. This includes the practice areas and any novelty competition or event. A person believed to be intoxicated or smelling of alcohol may be asked not to shoot at the discretion of the Shoot Director. Anyone thought to be under the influence of illicit drugs will also be dealt with at the discretion of the Shoot Director.
- Enclosed shoes are to be worn on all ranges at all times. This also includes the practice areas and during any novelty competition or event.
- On the field course the groups must walk in from one target to the next and never walk back to the previous target/s. If the group must come off the range they must continue around the designated course until it is safe to exit.
- No Running is permitted on any range at any time.
- All senior archers must carry a whistle on the field ranges at all times. The whistle is to be used for an emergency only. Three whistle blasts to stop a shoot. One whistle blast to recommence shooting.
- A senior archer must be designated group captain of all groups including groups containing Joey’s, cubs, Cadets and juniors. Two senior archers must be included in all

groups containing Joey's, cubs, Cadets and juniors. This is for safety and child protection. There will be not groups made up of only Joey's, cubs, Cadets or juniors.

- Non competitors will not be permitted onto the ranges during competition without the permission of the Shoot Director.
- At club shoots and at official competitions any non member must be accompanied onto and around the ranges by a senior archer who is a member.
- Prior to all shoots at club and official level a "Muster" will be held to advise shooters of the day's events and to assemble archers into their designated groups.
- Allocated groups are to head to the allocated targets together.
- Shooting to commence on the sounding of an audible hooter, whistle or shout around.
- All scores to be handed into score recorder at the end of shoot.

Personal Safety:

All archers are to be aware of the inherent dangers of the sport of archery in general. Safe practices are to be established within our clubs to ensure that all our archers are safe and aware of their responsibility.

- Sensible clothing and sun protection hats which are practical for the event to be shot.
- Sun Block and insect repellent should be used if shooting outdoors.
- Enclosed Shoes are to be worn at all times.
- Joey's and Cubs are to walk between the adult members of the group. A senior archer must lead the group from target to target.

Equipment Safety:

It is the responsibility of each archer to make sure their equipment is in good order. The following check list will assist archers in the things that they should be aware of when making sure their equipment is in good order.

1. Check your strings for fraying or wear. The serving of the strings should be intact and also not fraying. Strings should be regularly waxed with "String Wax". Please see an accredited archery dealer for advice on replacement of your strings.
2. The limbs of the bow should be straight. Twisted limbs are dangerous and can cause the string to come off during firing. Any cracks or delaminating of the limbs can also cause a major issue if fired.
3. With compound bows the cams or wheels should be straight. If they are on an angle or lean then the bow should not be shot.
4. Arrows should be straight with no dents or cracks. Carbon shafts should be free of any cracks or dents.
5. A side, back or bow quiver must be used to carry arrows on all ranges at all times.

DIVISIONS:

There are a variety of age and shooting divisions:

An archer may participate in their class in tournaments when the competition takes place up to and in the year of their birthday.

DIVISION	AGE
JOEY'S	Up to 7 years of age
CUBS	8 to 12 years of age
CADETS	13 to 15 years of age
JUNIORS	16 to 17 years of age
OPEN	18 years of age
VETERANS	60 and over

These divisions will have both male and female divisions.

For a person wishing to shoot up into a higher age group (e.g.: A cub wishing to shoot in the cadet division) an application must be made on the Official "ANAA Application to shoot in a higher age Division" form.

SHOOTING STYLES:

ANAA provides for the following shooting / bow styles

Barebow:

COMPOUND / RECURVE / LONGBOW

To shoot within the barebow division of your bow type the following rules will apply.

Your equipment must be:

- A Bow, arrow, strings and accessories free from sights, marks, blemishes or laminations which could be used for aiming purposes. Excluding original manufacturers finish.
- An adjustable arrow rest may be used to control the space between the arrow and the face of the bow window.
- The use of stabilisers shall be permitted.
- One permanent nocking point is only permitted which may be marked by one or two nock locators.
- All arrows used shall be identical in length, weight, diameter, fletching and nocks, without regard to colour, with allowance for wear and tear.

Sighted:

SIGHTED COMPOUND

To shoot the sighted compound division of your bow type the following rules apply.

Your equipment can be:

- Any type of compound bow, sight, stabilisers, release aid or fingers.

SIGHTED RECURVE

To shoot the sighted recurve division of your bow type the following rules apply.

Your equipment can be:

- Any type of recurve bow, sight, stabilizer, clicker, finger tab. No release aid.

GRADES:

ANAA provides two grades for our archers within the Field and the marked and unmarked Safari competitions. Our grades will be called Grade 1 and Grade 2. The tables below outline the score base for each grade.

There are no grades for the ANAA Indoor or Target competitions.

ANAA 3D grades are under construction.

ANAA Indoor Competition – Grades:

Grade	Sighted Compound	Sighted Recurve	Barebow Compound	Barebow Recurve & Longbow
1	285 - plus	250 - plus	220 - plus	200 – plus
2	0 - 284	0 - 249	0 - 219	0 - 199

ANAA Field Competition – Grades:

Grade	Sighted Compound	Sighted Recurve	Barebow Compound	Barebow Recurve & Longbow
1	270 - plus	250 - plus	220 - plus	200 – plus
2	0 - 269	0 - 249	0 - 219	0 - 199

ANAA Unmarked Safari Competition – Grades

Grade	Sighted Compound	Sighted Recurve	Barebow Compound	Barebow Recurve & Longbow
1	360 - plus	320 - plus	300 - plus	280 – plus
2	0 - 359	0 - 319	0 - 299	0 - 279

ANAA Marked Safari Competition – Grades

Grade	Sighted Compound	Sighted Recurve	Barebow Compound	Barebow Recurve & Longbow
1	380 - plus	340 - plus	320 - plus	300 – plus
2	0 - 379	0 - 339	0 - 319	0 - 299

Within official ANAA Field Competition, ANAA Unmarked Safari competition and ANAA Marked Safari competitions, for an archer to proceed to a higher grade the archer must shoot 2 scores of the higher grade within twelve (12) months.

For an archer to go down a grade the archer must shoot 3 consecutive scores below that grade within twelve (12) months.

All grades are held for two (2) years. If an archer does not shoot within that two (2) year period then they will be classed as ungraded and will need to be regraded.

Clubs may submit scores to the National Score Recorder for grading purposes.

RANKING AND ACHIEVEMENT AWARDS:

This section is under construction.

ANAA TOURNAMENTS:

The following tournaments will be available within ANAA.

1. **ANAA Indoor Competition**
2. **ANAA Target Competition**
3. **ANAA Field Competition**
4. **ANAA Safari Competition (marked & unmarked)**
5. **ANAA 3D Competition**

TERMS:

BUTT:	Any object against which a target face is place.
TARGET FACE:	The target which can be printed on paper or vinyl target.
FAN:	A target at which there are multiple markers / pegs an equal distance from the target.
MARKER / PEG:	Shooting position.
PILE:	Arrow point. Old English term associated with traditional wooden arrows.
ROUND:	Marked distances: Two defined standard units or, alternatively, shooting one such standard unit twice. Unmarked distances: 20 targets.
SIGHT:	Any device attached to or incorporated in the bow or attached to the archers body, other than normal reading glasses, markings or blemishes on the bow limbs and / or bow riser, other than caused by normal wear and tear, which in the opinion of the ANAA technical committee may assist the archer in aiming the bow.
SPOT:	Aiming Centre
STABILISER:	Any device attached to or incorporated in the bow.
TARGET:	The aiming subject for the archer and, when used in conjunction with a number, defines a location on the range.
TOURNAMENT Director:	The official person in control of the shoot. This person may also be named the Director of Shooting (DOS).
WALK – UP:	A target with multiple markers that are shot in sequence with the longest distance shot first.

ANAA INDOOR COMPETITION:

ANAA Indoor Tournament Rules:

The ANAA Indoor competition can be held over one or two days depending on the needs of the venue. The format for one day is a morning session and an afternoon session. Each session will be 30 thirty arrows with two practice ends prior to the start of competition. A shoot off will be held at the end of the second session. The format for a two day competition is one session per day with two practice ends prior to the start of competition. A shoot off will be held at the end of the session on the second day.

The highest score of either of the 30 arrow sessions will be taken as the archers final score.

1. Archers must nominate before shooting commences the style and division which he / she wishes to compete.
2. Any archer withdrawing from shooting and not completing the designated round shall not be eligible for final placing. (Exceptions for Joey division only).
3. No archer shall draw a bow above horizontal to the target face. An archer "sky drawing" his / her bow maybe disqualified at the discretion of the director of shooting.
4. Archers must straddle the shooting line.
5. Any arrow which is not embedded in the target face shall be scored as a miss, the letter "M" shall be used to indicate a miss on the score card. A bounce out or pass through must be witnessed and will be reshot under equipment failure protocol.
6. An arrow touching a line shall be scored as the higher value.
7. Target faces shall be flat and square to the archer.
8. It is recommended that target be set at a minimum height of one (1) metre off the ground. If arranging targets with several target faces on the butt the minimum height of 1 metre may not be achievable.
9. The "Whistle System" shall be one (1) whistle to commence shooting, two (2) whistles to walk forward and score / retrieve arrows, three (3) or more whistles indicates an emergency all shooting to cease.

Tournament format:

1. Depending upon the number of groups required the targets will be placed in the following set up. Top left target is shot by group one (1), top right target is shot by group two (2), bottom left target is shot by group three (3) and bottom right target is shot by group four (4).
2. Practice Ends – prior to commencement of competition – the shoot director may instigate one of the following procedures.
 - Half an hour practice prior to the commencement of the shoot with the archers shooting in their groups and positions as per the tournament format.
 - Three practice arrows per person may be shot twice with all groups shooting their arrows at their respective targets prior to walking forward and retrieving their arrows.

Targets:

Targets will be either:

1. 40cm three (3) spot target with the following scoring areas:

- Gold 10, 9, Red 8, 7 Blue 6 ring scoring areas
2. 40cm single spot with the following scoring areas:
Gold 10, 9, Red 8,7, Blue 6, 5, Black 4, 3, White 2, 1.

Distance:

- Cadets, Juniors, Open and Veterans will shoot at 18 metres
- Joeys and cubs will shoot at 9 metres

Scoring:

1. Archers will not score their own score cards. Where possible the archers should have the ability to check score (double score). Parents will be required to score for their cubs and joeys.
2. Each archer is responsible for accurately totalling his / her scorecard.
3. Each archer and scorer must sign that the score card is accurate.
4. Inaccurate score cards may lead to disqualification.
5. The official score card must be turned in at the designated location within 20 minutes after the completion of each round of competition.
6. The archer is responsible to confirm that their name is checked off as having turned in their official scorecard.
7. Failure to turn in your scorecards will result in disqualification from the tournament competition. Submission of incorrect scores the lower score will be taken.

Equipment Failure:

1. An archer may claim an equipment failure by notifying an official or Director of Shooting.
2. Once verified the archer shall re-shoot the arrows at the discretion of the shoot director.

Tournament "Shoot Off":

At the end of the tournament a "Shoot Off" can be run. This should be run in the following way:

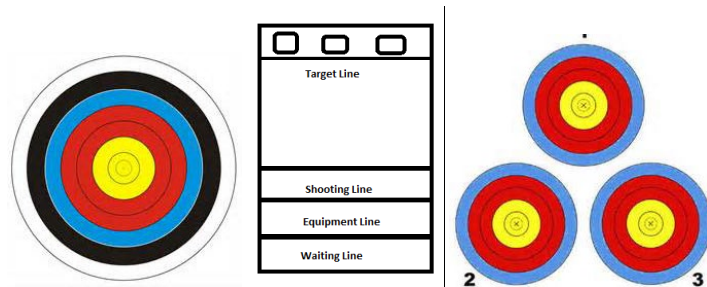
1. In each division e.g.: Male open sighted including Division 1 and 2– the top five scoring shooters will be involved (this will be less if there are fewer competitors within the division).
2. 5th and 4th place will shoot off 3 arrows. The winner will be the highest scorer. If a draw then there is a one arrow shoot off with the winner the closest to the X.
3. The loser of the shoot off is out. The winner will go on to shoot against the next place. This will continue until there is a distinct 1st, 2nd and 3rd place.
4. The "Shoot Off" winner will have the title of "Shoot Off" winner.

Awards:

1. Each participating Joey and cub shall be awarded a certificate or medal of participation.
2. All divisions and shooting styles shall be awarded 1st, 2nd and 3rd.
3. At the discretion of the shooting director a division may be cancelled or you may be asked to shoot in a higher grade if the number is insufficient for a minimum of four (4) places.

Indoor Range Set-up:

1. The Indoor facility shall have a roof. The walls of the facility shall not enable access behind the butts. No Doors or windows will be along the sides of the facility to allow access onto the shooting range. If there are doors giving access to the shooting area, then these must be shut and locked without access from the outside during shooting.
2. The tournament floor shall be flat ground and clear so as there is no visible obstruction in the line of sight.



ANAA TARGET COMPETITION:

ANAA Target Tournament Rules:

1. Archers must nominate before shooting commences the style and division which he / she wishes to compete.
2. Any archer withdrawing from shooting and not completing the designated round shall not be eligible for final medal placing (Exceptions for Joey division only).
3. No archer shall draw a bow above horizontal to the target face. An archer "sky drawing" his / her bow maybe disqualified at the discretion of the tournament director or director of shooting.
4. Archers must straddle the shooting line.
5. Any arrow which is not embedded in the target face shall be scored as a miss, the letter "M" shall be used to indicate a miss on the score card.
6. An arrow touching a line shall be scored as the higher value.
7. The tournament field shall be reasonably flat ground and clear so as there is no visible obstruction in the line of sight.
8. Target faces shall be flat and square to the archer.
9. Each archer shall shoot a maximum of five (3) arrows at each end.
10. An archer shooting more than the prescribed amount of arrows shall lose the highest scoring arrow /s in the target.
11. An arrow is considered shot if it has left the bow and travelled an approximate distance of more than three (3) metres.
12. Target competition shall be fifteen (15) arrows at the following distances:

	TARGET FACES	DISTANCE OF POSITIONS
Veterans / Seniors	65cm	60 metres
	65cm	50 metres
	50cm	40 metres
	35cm	30 metres
Cadets / Juniors	65cm	50metres
	50cm	40 metres
	35cm	30 metres
	35cm	20 metres
Joey's / Cubs	50cm	30 metres
	50cm	25 metres
	50cm	20 metres
	35cm	15 metres

13. A total of 15 arrows to be shot at each distance five (5) ends of three (3) arrows per end with a combined possible total of 75 points per bracket.
14. The official scoring round shall be a maximum of 300 points.
15. Archers must not intentionally slow the shoot and shoot their three (3) arrows in no more than 4 minutes. A timing system should be used at official events.
16. In the event of an equipment failure the archer must notify the Director of shooting immediately. The archer shall be given reasonable time to repair the failure and may be allowed to recommence shooting at the discretion of the Director of shooting. No equipment failure shall be allowed to delay the competition. Archers may be given time to make up lost arrows during break time at the discretion of the Director of shooting.
17. Any arrow which lands in the wrong target shall be scored as a miss (M)

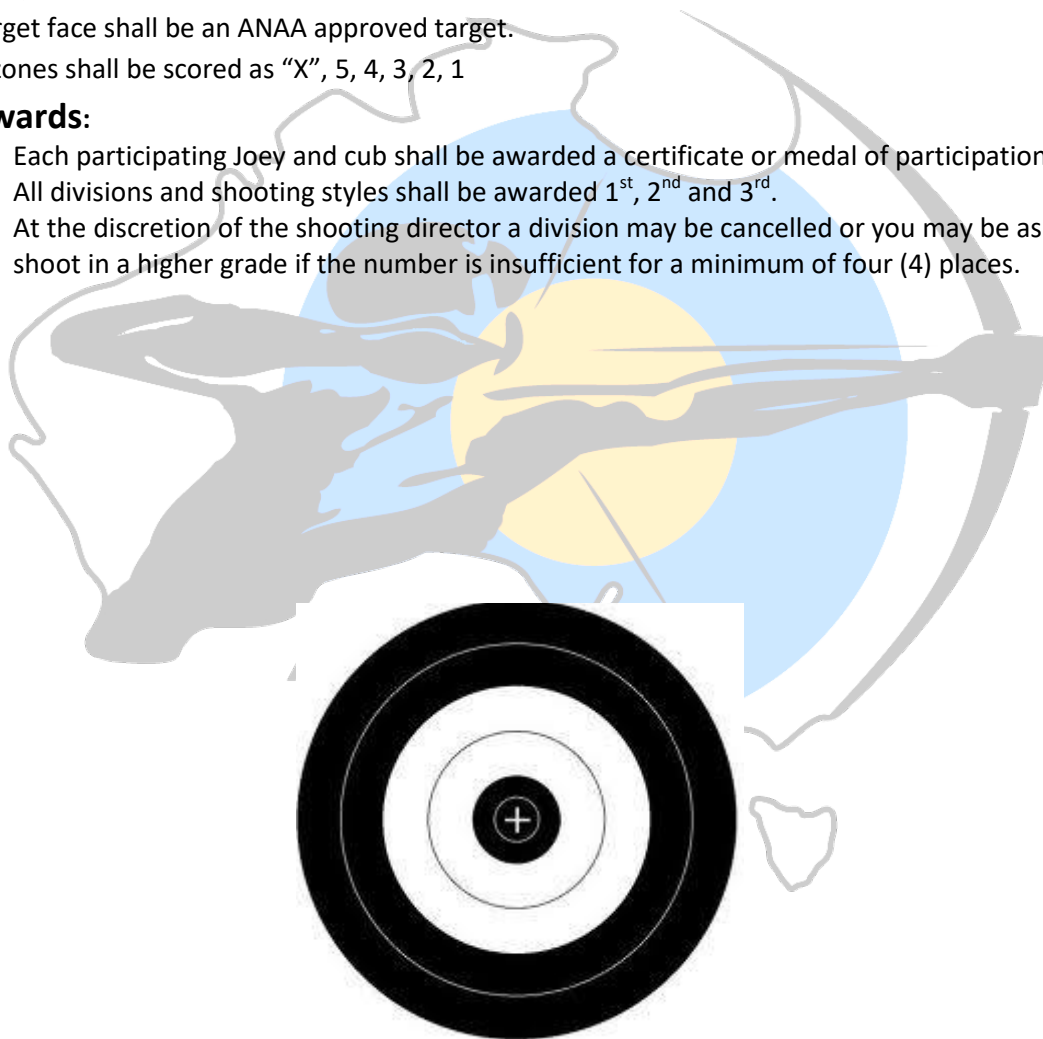
Targets:

The target face shall be an ANAA approved target.

Score zones shall be scored as "X", 5, 4, 3, 2, 1

Awards:

4. Each participating Joey and cub shall be awarded a certificate or medal of participation.
5. All divisions and shooting styles shall be awarded 1st, 2nd and 3rd.
6. At the discretion of the shooting director a division may be cancelled or you may be asked to shoot in a higher grade if the number is insufficient for a minimum of four (4) places.



ANAA FIELD COMPETITION:

ANAA Field Tournament Rules:

The ANAA Field competition will be held over two days. Day one there will be at least one 20 target round shot with the ability to shoot a second round after lunch time. The second day one 20 target round will be shot. A shoot off will be held after the day two round and after lunch and presentation.

The highest score in any of the one 20 target rounds is the score which will be taken as the archers final score.

1. Archers must nominate before shooting commences the style and division which he / she wishes to compete in.
2. No archer shall be eligible for awards unless the entire course has been completed as set down by the tournament director or director of shooting. (Exceptions for Joey division only)
3. No archer shall draw a bow above horizontal to the target face. An archer "sky drawing" his / her bow maybe disqualified at the discretion of the tournament director or director of shooting.
4. For Field rounds archers shall shoot in groups of not less than three (3) and not more than six (6).
5. No group shall hold another group up and must allow a fast shooting group to overtake at the first possible opportunity.
6. No group shall practice on any target which is to be used during a competition.
7. Groups shall not interfere with any other group whilst engaged in shooting.
8. Archers are to shoot each target two up unless that archer feels they are disadvantaged by the shooting position, and then the disadvantaged archer is permitted to shoot from the other position.
9. On targets 1 and 11 the archers shall change their order of shooting. Those who shot first shall shoot last and those who shot last will shot first. Those archers who had been shooting from the right hand side shall shoot from the left hand side and those archers who were shooting from the left hand side will shoot from the right hand side.
10. No archer shall shoot from in front of the appropriate marker. One foot shall not be more than 10 centimetres behind or a maximum of one metre to either side of each marker.
11. Any arrow which is not embedded in the target face shall be scored as a miss, the letter "M" shall be used to indicate a miss on the score card.
12. Any arrow which glances off a tree or the ground shall be scored only if the arrow is embedded in the target.
13. If an archer's arrow passes through a target and the group can agree on the score of the arrow, the score shall be recorded. If the group cannot agree or the arrow was not spotted the archer may re-shoot the arrow.
14. An arrow touching the line shall be scored as the higher value.
15. Each round shall consist of twenty (20) targets.
16. Each archer shall shoot a maximum of three (3) arrows at each target.
17. An archer shooting more than the prescribed amount of arrows shall lose the highest scoring arrow /s in the target.
18. An arrow is considered shot if it has left the bow and travelled an approximate distance of more than three (3) metres.

19. Targets shall be set out at the distances prescribed in the table below:

TARGET FACE	RED	BLUE	BLACK
65cm	60 metres	50 metres	25 metres
65cm	55 metres	45 metres	20 metres
65cm	50 metres	40 metres	20 metres
50cm	45 metres	35 metres	15 metres
50cm	40 metres	30 metres	15 metres
50cm	35 metres	30 metres	15 metres
35cm	30 metres	25 metres	10 metres
35cm	25 metres	25 metres	10 metres
35cm	20 metres	20 metres	10 metres
20cm	10 metres	10 metres	10 metres

20. Any combination of the above may be adopted as long as three arrows can be shot at each distance e.g.: a fan 60m- 60m -60m.
21. A total of two (2) rounds shall make an official shoot – e.g.: Regional, State, National or International. Therefore for an official shoot a club must have a minimum of a 1 x 20 twenty target range.
22. The official scoring round shall be a maximum of 600 points.
23. An archer who shoots an arrow from the wrong marker / peg shall lose the highest scoring arrow for each arrow shot from the incorrect position.
24. Archers must not intentionally slow the shoot and should shoot their arrows in no more than four (4) minutes.
25. In the event of an equipment failure the archers are permitted to leave the range and repair the equipment but the group must remain together. If the group elects to stay on the range whilst the equipment is being repaired any other group wishing to shoot through shall do so. To exit the range archers (shoot group) must continue around the designated course until it is safe to exit. So as not to hold up the tournament anyone experiencing an equipment failure has 30minutes to repair the equipment. Following this time limit expiry the group will return to the course and continue shooting. The archer with the equipment failure may remain with the group and continue repairs but will record misses on each target until such time as the archer can resume shooting.
26. Any arrow which lands in the wrong target shall be scored as a miss (M).

Shooting Positions and peg colours:

DIVISION	MARKER / PEG COLOUR
Joey's	Black
Cubs	Black
Cadets	Blue
Juniors	Blue
Open	Red
Veterans	Blue

1. Each target shall have a suitable and clear view of the score zones which includes all areas which can score the lowest value.
2. At least one marker per shooting position is mandatory. More markers may be used as preferred by the host event.

Targets:

The target face shall be on approved ANAA target faces.

Score zones shall be scored as "X", 5, 4, 3, 2, 1

Awards:

1. Each participating Joey and Cub shall be awarded a certificate or medal of participation.
2. All divisions and shooting styles shall be awarded 1st, 2nd and 3rd.
3. At the discretion of the shooting director a division may be cancelled or you may be asked to shoot in a higher grade if the number is insufficient for a minimum of four (4) places.


Tournament "Shoot Off":

At the end of the prescribed shooting rounds the top five (5) positions in each division eg: Mens sighted compound as well as first and second grade shall shoot off against each other.

- Five targets placed at different distances with one arrow shot at each target. These will be shot by each individual archer, with the archers shooting up at the same time each in front of a different target.
- The winner is the archer with the highest score, second with the second highest score and third with the third highest score.
- A tie is determined by a one arrow shoot off at a determined distance with the arrow closest to the predetermined spot the winner.

ANAA Field Range Set Up:

The "NFAA and IFAA Archery and Bowhunter Range Guidelines" are to be used for safe field range set up. These rules can be found in the ANAA downloadable documents Web page section.



ANAA SAFARI COMPETITION:

ANAA Safari Tournament Rules

The ANAA Safari competition will be held over two days. Day one there will be at least one 20 target round shot with the ability to shoot a second round after lunch time. The second day one 20 target round will be shot. A shoot off will be held after the day two round and after lunch and presentation.

The highest score in any of the one 20 target rounds is the score which will be taken as the archers final score.

1. Each range shall consist of 20 twenty targets.
2. Each archer shall shoot a maximum of two (2) arrows at each target.
3. An archer shooting more that the prescribed amount of arrows shall lose the highest scoring arrow/s in the target.
4. An arrow is considered shot if it has left the bow and travelled an approximate distance of more than three (3) metres.
5. Targets shall be set out at distance prescribed in the table below, these are maximum distances and can be set at any distance up to the maximum:

TARGET FACE	RED	BLUE	BLACK	WHITE
Size / group 4	43 metres	33 metres	20 metres	7 metres
Size / group 3	43 metres	33 metres	20 metres	7 metres
Size / group 2	43 metres	33 metres	20 metres	7 metres
Size / group 1	43 metres	33 metres	20 metres	7 metres

6. All ranges shall have as a minimum two (2) of each size target.
7. A total of two (2) rounds shall make an official round of two days.
8. The official scoring round shall be from a maximum total of 560.
9. An archer who shoots an arrow from a wrong marker / peg shall lose the highest scoring arrow for each arrow shot from the incorrect position.
10. Archers must not intentionally slow the shoot and shoot their two (2) arrows in no more than three (3) minutes.
11. In the event of an equipment failure the archers are permitted to leave the range and repair the equipment but the group must remain together, if the group elects to stay on the range whilst the equipment is being repaired any other group wishing to shoot through shall do so. To exit the range archers (shoot group) must continue around the designated course until it is safe to exit. So as not to hold up the tournament anyone experiencing an equipment failure has 30minutes to repair their equipment. Following the expiry of this time limit the group will return to the course and continue shooting. The archer with the equipment failure may remain with the group and continue repairs but will record misses on each target until such time as the archer can resume shooting.

Targets:

The target face shall identify the heart and lung area of a silhouetted animal shape, the heart area will be coloured red, lung area shall be coloured blue and the remainder of the animal shall be in shades of grey and black. A pro score spot may be incorporated into a non scoring section of the target which shall be colour fluorescent orange/ green.

Score zones shall be scored as 10, 8, 6 and 14 being the score of the pro ring.

Score Zone	Score
RED	10
BLUE	8
BODY	6
PRO-RING	14

Scoring Positions:

1. Each target shall have a suitable and clear view of the score zones which includes all areas which can score the lowest value.
2. At least one marker per shooting position is mandatory. More markers may be used as preferred by the host event.
3. Archers are to shoot target two up unless the archer feels they are disadvantaged by the shooting position then the disadvantaged archer is permitted to shoot from the other position.
4. No archer shall shoot from in front of the appropriate marker. One foot shall not be more than 10 centimetres behind or a maximum of one metre to either side of each marker.

A. Awards:

1. Each participating Joey and Cub shall be awarded a certificate or medal for participation.
2. All division and shooting styles shall be awarded 1st, 2nd and 3rd.
3. At the discretion of the shooting director divisions may be cancelled or you may be asked to shoot in a higher grade if the number is insufficient for a minimum of four (4) places.


Tournament "Shoot Off":

At the end of the prescribed shooting rounds the top five (5) positions in each division eg: Mens sighted compound as well as first and second grade shall shoot off against each other.

- Five targets placed at different distances with one arrow shot at each target. These will be shot by each individual archer, with the archers shooting up at the same time each in front of a different target.
- The winner is the archer with the highest score, second with the second highest score and third with the third highest score.
- A tie is determined by a one arrow shoot off at a determined distance with the arrow closest to the predetermined spot the winner.

B. ANAA Safari Range Set-up:

The "NFAA and IFAA Archery and Bowhunter Range Guidelines" are to be used for safe field range set up. These rules can be found in the ANAA downloadable documents Web page section.



ANAA 3D COMPETITION:

The ANAA 3D competition will be held over two days. Day one there will be at least one 20 target round shot with the ability to shoot a second round after lunch time. The second day one 20 target round will be shot. A shoot off will be held after the day two round and after lunch and presentation.

The highest score in any of the one 20 target rounds is the score which will be taken as the archers final score.

3D Unmarked Game

1. **Target Distance** – 43 metre Maximum as with Safari game.
2. **Targets** - This game will utilise 20 targets 4 groups of 3D target from group 1 the largest through to group 4. (The targets used will preferably be of the one brand manufacturer).
3. **Wrap Around Score Zones** – A wrap around score zone with the safari Red and Blue score zones. In the middle of the two score zones will be the white pro ring.
4. **Arrows** - Two arrows can be shot. The arrows will be marked with concentric rings below the vanes. One arrow will have one concentric ring and be known as arrow one (1) the other will have two (2) concentric rings below the vanes and be known as arrow two (2).
5. **Shoot pegs** – Red – Senior Max 43 Metres, Blue – Cadet & Junior Max 33 metres, Black – Joey & Cub Max 20 Metres.
6. **Traditional Shooters** – Green peg Max 25 Metres
7. **Scoring** –
1st Arrow – White 20 points, Red 18 points, Blue 16 points, rest of body 10 points
2nd Arrow – White 16 points, Red 14 points, Blue 12 points, rest of body 6 points
Antlers and horns not counted in score
Arrow must clearly touch the body.

Both arrows maybe shot but must be shot in order. The highest scoring arrow is awarded the score. If no arrow scores it is recorded as a miss. If only one arrow is shot, and a miss occurs NO score is awarded. If the shooter walks forward of the shoot peg after shooting only one arrow they MAY NOT use their second arrow. Note all arrows must be clearly identifiable as to who the owner is. Arrows MUST be shot in correct sequence Number 1 arrow first then if required number 2. If arrows are shot out of sequence the lowest scoring arrow only is to be scored.

To score a higher score the arrow must clearly touch the higher score zone. If there is no gap between the arrows edge and the higher score zone the arrow is to be awarded to the higher score. The archer shooting must never be disadvantaged if the arrow cannot be called out it is in. The body will include all areas of the target except for the antlers and tail. The arrow must be in the target. Pass throughs do not score. If witnessed by the group as a pass through the archer may re shoot another numbered arrow (e.g. if a number one arrow passes through another number 1 one arrow

maybe used). If no more numbered arrows are available a blank arrow can be used if the shoot group are informed and agree.

8. **Shoot peg and Target location** – The entire score zone of the target must be free and clear of any obstruction; targets must be clearly seen by archers no matter what height. Location of target and shoot peg must ensure that right handed and left-handed archers are have equal vision of the target. Cast of arrows must also be considered for all bow types with no bow type being disadvantaged.

At the shoot peg the archer must stand behind the shoot peg within a 12” radius. If two 2 archers are able to shoot, then they are to stand on either side of the shoot peg on an imaginary line across the shoot lane.

9. **Disputes** – In the event that a dispute over scoring occurs or any other issue within the shoot group. If the group cannot resolve the issue the group Captain may ask the Captain of a neighbouring group to adjudicate and pass judgment. If there is no resolution the issue can be taken to the Shoot Director along with a \$50 fee. The Shoot Director and one other ANAA Executive will adjudicate on the issue. If the issue is found to be in the archer/s favour the \$50 will be returned to the archer/s raising the protest. If the decision goes against the archer/s raising the protest the \$50 is forfeit to the association.

10. **Information board to be placed at Target peg for each target**

3D Marked Game

1. **Target Distance** – 50 Metre Maximum

2. **Targets** - This game will utilise 20 targets 4 groups of 3D target from group 1 the largest through to group 4. (The targets used will preferably be of the one brand manufacturer).

3. **Wrap Around Score Zones** – A wrap around score zone with the safari Red and Blue score zones. In the middle of the two score zones will be the white pro ring.

4. **Arrows** - Two arrows can be shot. The arrows will be marked with concentric rings below the vanes. One arrow will have one concentric ring and be known as arrow one (1) the other will have two (2) concentric rings below the vanes and be known as arrow two (2).

- One arrow will be shot at distances 10 metres to 25 metres. Second arrow may be shot from 30 metres to 50 metres

5. **Target Distances** - Targets will be placed - 1 & 2 size targets 10, 15 & 20 meters up to 50 meters for groups 3 & 4. Distances are to be 25, 30, 35, 40, 45 & 50. *Fifty percent of the Group 1 & 2 targets are to be fan shots. Minimum distance between fan shoot pegs is to be 1.5 meters. 25% of the shoot pegs for the Groups 1 & 2 targets are to be walk up types with a minimum distance between shoot pegs of 5 meters. All distances are to be noted on the shoot pegs all fan shots are to be noted at the peg as Fan shots and all walk up shots are to be noted at the peg as a walk up. Juniors and Cadets will shoot all adult distances under 40 meters*

6. **Shoot pegs** – Red – Senior Max 50 Metres, Blue – Cadet & Junior Max 40 metres, Black – Joey & Cub Max 20 Metres.
7. **Traditional Shooters** - Green peg Max 25 Metres
8. **Scoring** 1st Arrow – White 20 points, Red 18 points, Blue 16 points, rest of body 10 points
2nd Arrow – White 16 points, Red 14 points, Blue 12 points, rest of body 6 points
Antlers and horns not counted in score
Arrow must clearly touch the body.

Both arrows may be shot but must be shot in order. The highest scoring arrow is awarded the score. If no arrow scores it is recorded as a miss. If only one arrow is shot, and a miss occurs NO score is awarded. If the shooter walks forward of the shoot peg after shooting only one arrow they MAY NOT use their second arrow. Note all arrows must be clearly identifiable as to who the owner is. Arrows MUST be shot in correct sequence Number 1 arrow first then if required number 2. If arrows are shot out of sequence the lowest scoring arrow only is to be scored.

To score a higher score the arrow must clearly touch the higher score zone. If there is no gap between the arrow's edge and the higher score zone the arrow is to be awarded to the higher score. The archer shooting must never be disadvantaged if the arrow cannot be called out it is in. The body will include all areas of the target except for the antlers and tail. The arrow must be in the target. Pass throughs do not score. If witnessed by the group as a pass through the archer may re shoot another numbered arrow (e.g. if a number one arrow passes through another number 1 one arrow maybe used). If no more numbered arrows are available a blank arrow can be used if the shoot group are informed and agree.

8. **Shoot peg and Target location** – The entire score zone of the target must be free and clear of any obstruction, targets must clearly be able to be seen by archers no matter what their height. Location of target and shoot peg must ensure that right handed and left-handed archers have equal vision of the target and clear of obstructions. Cast of the arrows must also be considered for all bow types with no bow type being disadvantaged.

At the shoot peg the archer must stand behind the shoot peg within a 12" radius. If two archers can shoot, then they are to stand on either side of the shoot peg on an imaginary line across the shoot lane.

9. **Disputes** – In the event that a dispute over scoring occurs or any other issue within the shoot group. If the group cannot resolve the issue the group Captain may ask the Captain of a neighbouring group to adjudicate and pass judgment. If there is no resolution the issue can be taken to the Shoot Director along with a \$50 fee. The Shoot Director and one other ANAA Executive will adjudicate on the issue. If the issue is found to be correct in the archer/s favour the \$50 will be returned to the archer/s raising the protest. If the decision goes against the archer/s raising the protest the \$50 is forfeit to the association.

10. **Information board to be placed at Target peg for each target**

ANAA DISABLED DIVISION:

To maximise participation by all members of our community it is important to help provide access to persons with a disability to our sport of archery. There will be limitations for many disabled archers especially those with physical disabilities which make it difficult for them to move around our field ranges.

1. Basic Definitions of Intellectual, Physical, Behavioural and Multiple Disabilities

- **Intellectual Disability**

Archers with an “Intellectual Disability” (ID) or “Acquired Brain Injury” (ABI)

These archers have been assessed by a medical Practitioner with a report or doctors certificate outlining the archer’s disability.

- **Physical Disability**

Physical developmental problems – dwarfism, cerebral palsy, Thalidomide

Amputation

Paralysis

Visual impairment

- **Behavioural Disability**

ADD (Attention Deficit Disorder) / ADDHD (Attention Deficit Disorder with Hyperactivity Disorder)

ODD (Oppositional Defiance Disorder)

Autism

Asperger’s Syndrome

- **Multiple Disabilities**

Many disabled persons may be classified with more than one disability.

2. Proof of Disability

The onus of proof of disability lies with the archer and their carer. The final decision for inclusion in a disabled division will lay with the ANAA national executive and the National Director of Coaching.

3. Carers

Persons who are determined to be disabled within ANAA are able to have a carer present while they are shooting. This person is limited to helping the archer carry their equipment around the range, load their equipment for them, retrieve their arrows from the target butt and assist in changing sight settings if needed. The carer is not allowed to advise the archer about the distance judgment if shooting and ANAA unmarked rounds.

4. Divisions and Classes

The Disabled division would be split into sighted and unsighted divisions, just as the able bodied archers are. Within these divisions there would be three classes. Class 3 the archer nominates to shoot from the cub peg, Class 2 the archer nominates to shoot from the junior peg and Class 1 the archer nominates to shoot from the senior peg.

As the archer improves they are able to nominate to move to the higher class. Once in the higher class they are unable to move back unless evidence is produced that the archer’s disability will no longer allow them to shoot in the higher class. This will be at the discretion of President and the archer’s coach / coaches.

5. Games:

The Australian National Archery Association will endeavour to provide games for all its members.

- Target Archery – This is to be held on a flat field with a maximum distance of 60 metres
- Indoor Archery – This is to be held in an indoor venue with the opportunity for the archery to shoot 9 or 18 metres depending upon their disability.
- Field Archery - Field archery will be held on ranges which will be often difficult to traverse for those archers with a disability. Some archers with a disability may be restricted in their ability to compete on many field ranges.
- 3D Archery – 3D Archery will also be situated on Field Archery Ranges and archers with a disability may find these ranges difficult to traverse thus restricting their ability to compete on some 3D range.

The Australian National Archery Association will endeavour to assist all disabled members to enjoy the games that we provide. The environment in which some of our games are set may not allow full participation by all our members.

To be able to compete in the Disabled Division an application must be made to the Australian National Archery Association on the official “ANNA Application for Disabled Division” form. This is to be sent to the ANAA secretary.

PRACTICE BUTTS:

For safe use of the practice areas the following rules are to be adhered to:

- One shooting line to be used at all times.
- Targets can be staggered at differing distances.
- A whistle system must be used at the practice butts: One (1) whistle blast to load and shoot, (2) two whistles to walk forward and collect arrows,(3) three or more whistles for an emergency to cease shooting immediately.
- Only a coach or senior archer is to be in charge of the whistle at the Practice butts.
- During official ANAA competitions practice butt area is to be closed fifteen minutes prior to muster. Practice butts are to remain closed until the cessation of competition at the end of the day.

DISPUTES:

Any dispute or protest must be submitted on an official “ANAA Protest form”, and must be lodged with the Director of Shooting within one hour of completion of the shooting round. The ANAA executive and Director of Shooting will review the dispute or protest and decide on the appropriate action to be taken if any.

PET POLICY:

All pets that are brought to an ANAA affiliated club must be looked after responsibly by the owner of the pet. The club must follow rules of their lease requirements regarding pets and if pets are not allowed on club grounds then this rule must be adhered to.

Dogs must be on a lead at all times when an ANAA shoot or archery activity is taking place. It is the owner's responsibility to make sure the dog is secured and is not creating issues with barking. If the shoot director feels that there is a problem with the dog's behaviour then he can ask the owner to take the dog back home.

The shoot director may ask an owner to remove the pet if the pet is causing problems for other members.

MOBILE PHONES AND ELECTRONIC DEVICES:

Mobile Phones are allowed on all ranges but the following must be observed.

- So as not to distract other competitors all phones must be on silent or vibration.
- Head phones and ear phones are not permitted to be used on the ranges at any time.
- During the safari unmarked competition or 3D competitions, mobile phones must not be used as range finding devices. Any competitor seen to be using their mobile phone as such will be disqualified.
- If competitors are using their phones or other devices to take photos, permission must be sought from the group or individual prior to taking the photo.

VISITOR / CROSS PARTICIPATION POLICY:

Visitors who wish to shoot at an ANAA affiliated club or at an official ANAA event will be defined as follows:

A "Shooting Visitor will be a person who is a shooting member of another archery association e.g.: ABA, AA, 3DAAA, Australian Traditional Association. The shooting visitor must provide proof of their membership of such associations by producing a current, valid membership card.

Such shooting visitors will not be appointed as group captain and must be placed in a group with proficient ANAA senior archers.

A visitor may be refused to shoot at the discretion of the Shoot Director.

CHILD PROTECTION:

It is important for all ANAA members to be aware of child protection legislation within their state. It is mandatory for all ANAA coaches and instructors to have a "Working with Children Check" (WWCC) and evidence of the WWCC must be kept with the coach / instructor when coaching at the ANAA club.

CLUB AFFILIATION:

Clubs who wish to affiliate with ANAA will fill out the official "ANAA Club affiliation form". Upon acceptance by the association executive the club will pay a fee of \$5.00 per club only member. ANAA members are exempt from this \$5 fee.

The club secretary will keep a data base with information regarding all the club members. The information must include:

Surname, first name, email address, date of birth, postal address, telephone number, joining date.

"Club Only members" will only be covered by the ANAA insurance once this information has been received by the ANAA secretary. Payment of extra \$5.00 per member fees must be paid to the ANAA secretary within fourteen (14) days of the member joining the club.

Members who are "Club only members" are covered only at that club for activities that are archery related. If a "Club only member" wishes to participate in ANAA activities at other ANAA affiliated club or at regional, state, national and international competitions and activities they must then become a full member of ANAA. The "Club only membership" is to allow clubs to have members who only wish to take part in club archery activities.

Clubs must submit a copy of their current "Risk Management Assessment" on application for affiliation or re-affiliation.

Clubs are required to send the ANAA secretary a copy of their shoot calendar prior to the commencement of their yearly archery activities. Any changes to this calendar must be sent to the ANAA secretary within 14 days of the change.

No activities that take place off the club grounds will be covered by the ANAA insurance. Non archery activities will not be covered by the ANAA insurance.



Australian National Archery Association

Application to shoot in Higher age Division

Date:.....

Name of ANAA Member:.....

ANAA Membership Number:.....

Date of Birth: / /
 DD MM Year

What age division is the applicant currently shooting in:.....

What age division does the applicant wish to shoot in:.....

Reasons for wanting to shoot in a higher age division:

.....

.....

.....

.....

.....

.....

.....

.....

Findings of National Executive committee and NDC regarding application:

.....

.....

.....

.....

.....

.....

.....

.....

Signatures of NDC:

Signed:

Please attach any other relevant documentation in regard to this application.

Australian National Archery Association Application for Disabled Division

Date:.....

Name of ANAA member:.....

Membership Number:.....

A brief description of the archer's Disability:

.....
.....
.....

How does this disability / disabilities affect the archer?:

.....
.....
.....
.....

Will the archer require a carer?: Yes / No

Name of Carer(s):

.....
.....

Please attach evidence of disability – Report(s) from specialist / Doctor

Signed by Archer:.....

Received and decided by ANAA National Executive & National Director of Coaching:

Signed NDC: Date:.....

Division assigned by ANAA National Executive and NDC:

.....
.....
.....

A copy of this form is to be sent to the archer for their records.

-00-

Australian National Archery Association Official Protest Form

Date:.....

Name of Competition:.....

Name of Protestor:.....

Membership Number:.....

ANAA shooting, equipment or sanctioned event rule(s) alleged to have been breached:

.....
.....
.....

Persons or party alleged to have breached the shooting or equipment rule(s) – (the Protestee):

.....

Has the Protestor advised the Protestee of the alleged breach? Yes / No

Description of the alleged breach as witnessed by the Protestor.

.....
.....
.....

Witnesses to the alleged breach if any:

.....
.....
.....

Signed by Protestor:.....

Signed as received by the Protest committee chair person or Representative:

..... Date:..... Time:.....

Protest committee chair person or representative:

.....

-00-

Australian National Archery Association Protest Committee Findings and Decision

Date:.....

Members of the Committee :.....
:.....
:.....

Protest was delivered in time: Yes / No

The following findings and decision are to be advised to the Protestor and the Protestee:

.....
.....
.....
.....
.....
.....
.....
.....

The ANAA shooting, equipment or sanctioned event rule(s) applicable:

.....
.....
.....

Decision of Protest Committee:

.....
.....
.....

Signatures of Protest Committee:

Chair person:

Member:

Member:

When completed a copy of this form is to be sent to the ANAA Secretary as well as a copy to the Protestor and Protestee.

Australian National Archery Association Club Affiliation Form

Date:..... Year of Affiliation:

Name of Club:.....

Postal Address of Club:

.....
.....
.....

Total number of Club members:

Number of Club only members:

Number of ANAA members:

Break up of members:

- Adult Males: Adult Females:
- Junior Males: Junior Females:
- Joey / cub Males: Joey / cub Females:

Name of leaser to the club:.....

Amount of Affiliation fee to be paid:

\$5 per person for club only members
(do not include full ANAA members in this figure)

Total amount paid: \$.....

Club Executive Signature:

Name of Club Executive:.....

Position of Club Executive:.....

Signature:.....

A copy of the club's current Risk Management Audit must be attached as a requirement of affiliation.

-00-