



Experience the Art of Timeless Beauty with Permanent Makeup

Welcome to the forefront of cosmetic innovation with Permanent Make-Up (PMU)! This semi-permanent technique enhances natural beauty by delicately embedding pigment beneath the skin's surface, creating flawless brows, defined eyes, and luscious lips—all without daily makeup routines or touch-ups.

What is PMU?

Permanent Make-Up (PMU) — also called cosmetic tattooing — is a revolutionary beauty technique that enhances facial features by implanting non-allergenic pigments into the skin using ultra-fine needles with surgical and precise dermatography; delivering results with artistry and precision. When you have PMU, you basically wake up with your makeup already done, every day, highlighting your facial features and improving your natural look with long-lasting results. One of today's top cosmetic treatments, PMU transforms appearance with unmatched consistency and near-instant results for lasting beauty enhancement.



Eyebrows and Eyeliner





Lips and colour neutralisation


How Does PMU Work?


During a PMU procedure, special pigments are gently implanted into the skin's upper dermal layer using ultra-fine needles. Each stroke or dot is placed with precision to mimic natural hair or contour, enhancing facial features like eyebrows, eyeliner, and lips. This technique triggers minimal disruption to surrounding tissue, resulting in well-defined, long-lasting results with subtle fading over time as the skin regenerates naturally.


The Benefits of PMU:

 **Minimally Invasive** - Uses fine needles and superficial techniques that don't penetrate deep into the skin, reducing trauma and healing time.

 **Safe & Effective**- Performed by trained professionals with sterile equipment and regulated pigments, offering reliable enhancement with lasting results.

 **Reduced Discomfort** - Most procedures involve topical anesthetics, making the process surprisingly tolerable—even relaxing for some.

 **Customizable Results**- Tailored to your facial structure, skin tone, and personal style, whether it's bold brows or naturally tinted lips.

 **Minimal Downtime** - Clients can typically return to daily activities within a day, with only slight redness or swelling that fades quickly.

What to Expect During a PMU Procedure:

1. Consultation - A detailed discussion to assess goals, skin type, facial features, and pigment preferences. The practitioner will explain the technique and show sample outcomes to ensure client alignment.

2. Preparation & Procedure - Clients receive pre-care instructions, including mainly moisturising and hydration. On the day of procedures, the Skin is cleansed and numbed for comfort. Using ultra-fine needles, pigment is gently implanted into targeted areas with precision, whether for brows, lips, or eyeliner.

3. Immediate Results & Post-Care - Pigment may appear darker initially and lighten over the next few days. Clients receive aftercare instructions including moisturising, avoiding sun exposure, and skipping makeup in treated areas.

4. Follow-Up Appointment - Scheduled 4–8 weeks later to assess healing and touch up any faded areas. This step ensures optimal colour retention and balance for long-lasting results.

Frequently Asked Questions:

1. Is PMU painful?

While some discomfort may occur, most clients report only mild sensations, like scratching or tingling. Topical anesthetics are used to minimise the pain associated with the procedure.

2. How long does the procedure take, and any downtime afterwards?

Depending on the area treated (eyebrows, lips, or eyeliner), sessions generally last between **1.5 and 2.5 hours**, including consultation and preparation time. There's typically **minimal downtime**. You may experience mild redness or swelling, but most people can resume their regular activities the same day. Healing typically takes 3 to 7 days.

4. What results should I expect in the weeks after?

Pigment will appear **bolder in the first few days** and then soften as your skin heals. Final results are visible in **4–8 weeks** post-procedure, when your touch-up may be scheduled.

5. What does post-care involve and can anything spoil the results?

Post care involves keeping the area **clean and moisturised** with recommended ointments, avoiding **direct sun exposure** or tanning for 2–4 weeks. Don't apply makeup on the treated area until fully healed, and refrain from intense exercise that causes sweating in the first few days. PMU may be affected by several factors, such as **MRI scans**, interaction with pigment, excessive **sun exposure** without protection may cause fading or irritation, **skipping SPF or moisturising** weakens skin barrier and pigment longevity, **Swimming, steam rooms, or heavy sweating** can disrupt, especially in the healing phase.

Why Choose Us for Your PMU

At Lara Andruch Skin & Beauty, we are dedicated to providing our clients with the latest advancements in cosmetic technology. Our team of skilled practitioners is committed to delivering exceptional results in a safe and comfortable environment. With PMU, you can wake up every day with effortlessly enhanced features - designed for confidence that lasts.



Schedule Your Consultation Today!

Transform your facial features and highlight your natural beauty with PMU. Contact us today to book your consultation and begin your journey toward effortless and long-lasting beauty.

[BOOK NOW](#)

* Disclaimer: Results may vary from person to person. It is important to make an appointment before the procedure to determine if PMU is suitable for you and to discuss any potential risks or other concerns.