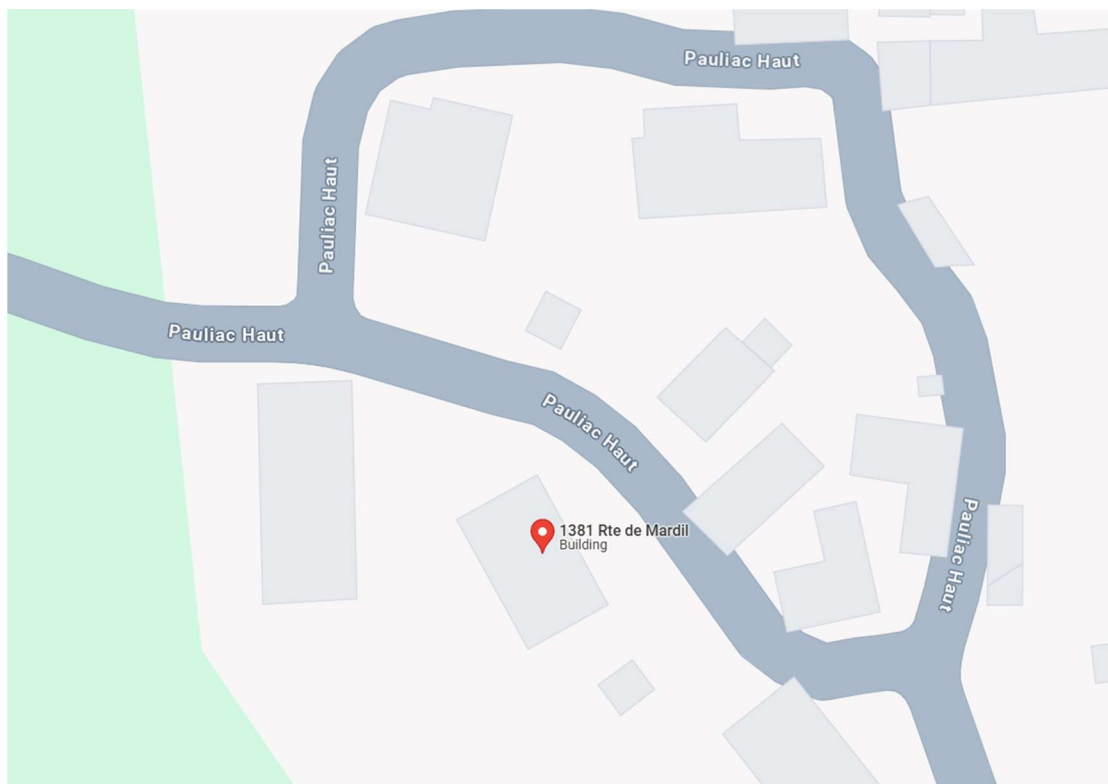
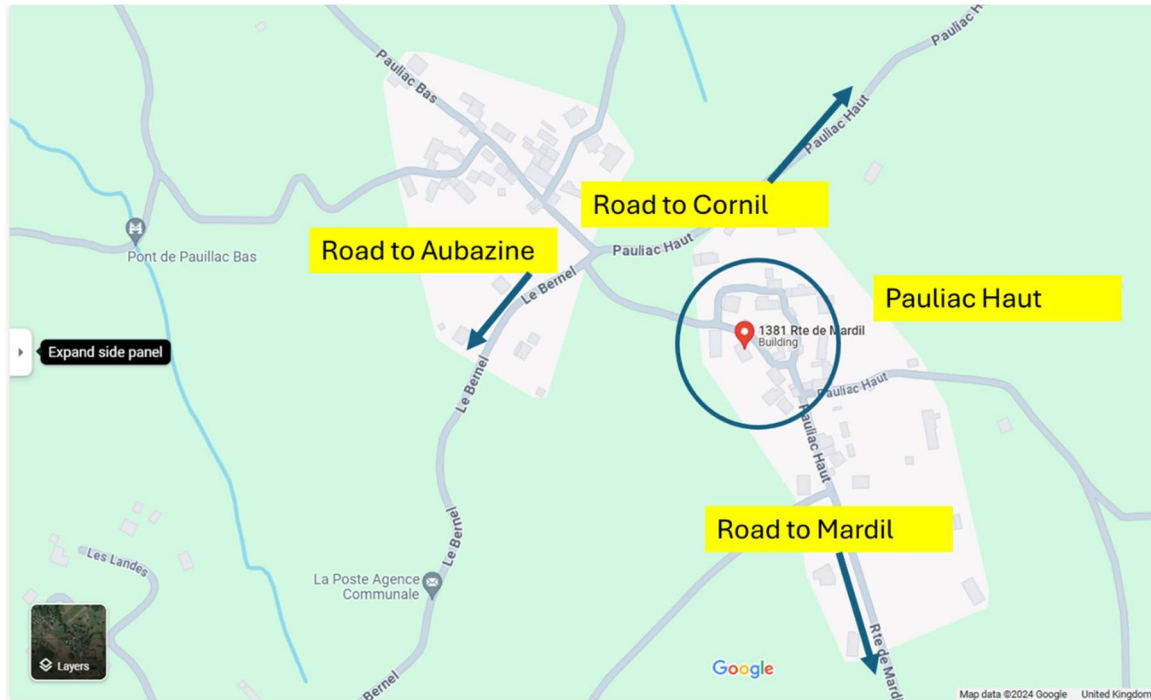


La Chouette Bleue (LCB),
1381 Rue De Mardil,
Pauliac Haut,
Aubazine.
19190

[1381 Rte de Mardil - Google Maps](#)



<https://lachouettebleue.co.uk/>

Upon Arrival at LCB.

We tend to use the door into and out of the kitchen, it has an orange cover on the key...we just find it easier for putting on /taking off walking boots and for carrying in bags of shopping etc.

The blue covered key is for the door at the bottom of the hallway...unfortunately the patio doors are a bit temperamental, so we tend not to use those.

- Plug in TV/ floor lamp on the mezzanine (if necessary)
- Plug in floor lamp in the lounge (if necessary)
- Plug in Google Nest, in dining area corner behind the outdoor chair cushions. (if necessary)
- Turn on hot water (see below for instructions).

The Wi-Fi network is called "Chez Mather" and the code is "LaChouetteB93"

The two floor lamps are both on timers, but you can override them by pressing the button on the switch or by saying "Hey Google, turn on TV lamp or Living Room Lamp".


If you go to bed before the timers go off you can say "Hey Google, good night"

The exterior lights above the kitchen door, the rear patio doors and downstairs entry door both have dusk to dawn sensors, turn them on as it's going dark and then turn them off when back inside at night.

Now for the hot water....


The control panel is next to the fuse box in the entrance hall.

- Press the "Auto" Button and then
- press the "Hot Water" Buttonthat will leave the hot water on a timer but turn off the thermostats / heating as you won't be needing it 😊 (the actual instruction manual is inside the fuse box cupboard just in case).



One other thing to check

The electricity at LCB can be a bit temperamental ...it does trip occasionally but normally everything comes back on OK. It is worth checking that the Hot Water CT fuse clicks back and shows as red. If not just re-set using the button with the white stripe on it 😊.



LCB has three bedrooms:

Bedroom 1 . Double en-suite downstairs

- In the downstairs bedroom, plug in the extension cube that is stored in the bedside cupboard basket (nearest the window) ...it's got a couple of phone cables attached and connects the bedside lamp(s).
- Under the bed, there are fly screens that you can put up if the windows are wide open. They are side specific so you will need to work out which fits on which side 😊. Take care as you can't move the shutters once they are up so they can be a bit fiddly but definitely worth it if the Mosquitos are out. Under the sink there is fly spray which is potent ...spray room and then leave for a bit before re-entering.

Bedroom 2 . Double upstairs (pink)

Bedroom 3 . Twin upstairs (blue)

Glasses etc :

All glasses and mugs are stored in the tall unit against the wall and the lower unit has all the cutlery, crockery, place mats and tea towels.

Pans and baking trays etc are stored in the left-hand corner unit as you are stood at the sink, cleaning materials including dustpan and brush are in the cupboard under the sink.

Cooking:

The hob is gas and electric, if you do run out of gas, there is a spare bottle under the sink at the right, just switch the old for the new using the connector.

Instructions for oven, washing machine etc I think are in the bottom drawer under the oven, along with shopping bags.

Cleaning:

Vacuum cleaners are stored in the cupboard in the Pink Bedroom upstairs as are pegs and the washing airer should you need them.

Washing:

The washing machine is in the utility room outside the kitchen door, there are washing pods on top of the washing machine or under the sink with the dish washer tablets (don't get them mixed up as I think some are stored in the wrong bags 😊)

Towels and Bedding:

There are lots of spare towels and bedding in the bedding box on the top floor so just help yourself. Spare toiletries etc are in the boxes in both bathrooms. All we ask is that you wash whatever you can and replace whatever you use.

BBQ / Pizza Oven.

We do have both outside in the little enclosed area, both are available for you to use and enjoy. The BBQ is charcoal, and the pizza oven is charcoal / wood. There is a lighting chimney stored with the BBQ which definitely helps gets the charcoal ready....place a piece of lighting block on top of the bottom grate, light it and then place the charcoal filled chimney on top...in about 15 minutes tip out the charcoal and you should be good to go.

Charcoal is in the utility room along with some firelighters, wood is in the wood store. Don't worry too much about replacing the wood but please make sure there is some charcoal left for our next guests.

Using the TV and Firestick.

Turn on the TV using the buttons on the right hand side as you look at the set.. it is the bottom button...then you can use the remote control to control volume, input and put into standby etc.

We tend to just use the Firestick to stream BBC, ITV etc...there is a separate remote for the Firestick.

When watching TV via the Firestick, always make sure you are connected to NORD VPN (UK)....otherwise BBC etc won't work. You normally just need to connect to the UK but if it does ask for login details ...john@jjsmather.co.uk / M4ther1198#

Netflix and Prime TV are both loaded and should allow you to watch box sets etc.

Games.

Feel free to make use of the games in the games room, along with the football table and pool table, there are various other indoor and outdoor games. The pétanque boules are stored here too. We do have a pétanque track in the back that you can

use, it is normally covered over to keep it weed free...just peel away the cover and then replace once you have finished using the track. It's fine to take drinks outside whilst you play, but if possible, just the plastic ones to avoid any breakages.

Our personal items.

We have stored most of our personal items away, but we have kept food and drink items in the kitchen cupboards and plus some toiletries in the bathrooms. More than happy for you to use these in an emergency, but please replace whatever you use.

When you sadly have to leave LCB:

Unplug extension cube that is stored in the bedside cupboard basket, turn off all exterior light switches, turn off the TV using the button on the right-hand side.

Remove the fly screens from the downstairs bedroom and store under the bed. Close the shutters.

Please do not turn off the Wi-Fi router...it needs to stay on for the smart room thermostats and smart plugs

On then to the hot water just press the "suitcase" button and the screen will say Absence.

Washing:

Please strip beds and place sheets, towels etc in the basket in the upstairs bathroom, and if you wouldn't mind remake any beds and replace towels with the spares ...just makes it easier for the next guests.

Leave the key hung up in the utility for us to collect.

Our neighbours are very friendly, Helene and Dede live in the house opposite the patio (with the lovely India sheep dog). Laurent and Cecile are our neighbours at the rear, Laurent also cuts the grass for us 😊

Any problems, our mobiles are:

John 07774 932706

Jan 07553 099543

ENJOY YOUR STAY AT LA CHOUETTE BLEUE