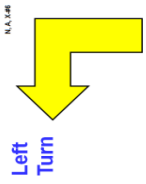



# Dazzle Masters



6



5



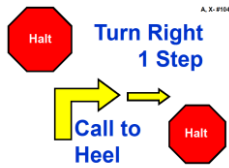
4



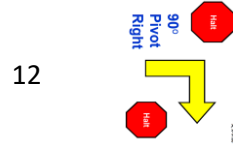
3



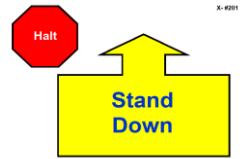
7



11



12



2



8



13



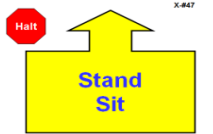
8



14

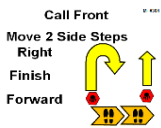


15



1

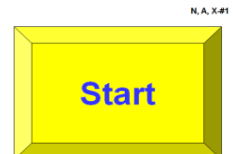
10



9



N.A. X#21



N.A. X#1

# Dazzle Excellent

1. **Stand Sit** (X-447): A yellow rectangular box with an upward-pointing arrow and a red octagonal "Halt" sign to its left.

2. **Stand Down** (X-401): A yellow rectangular box with an upward-pointing arrow and a red octagonal "Halt" sign to its left.

3. **270° Right** (N.A. X-49): A yellow arrow that starts pointing right and turns 270 degrees clockwise to point left.

4. **Slow Pace** (N.A. X-477): A yellow arrow pointing left with the text "Slow Pace" written vertically inside it.

5. **Normal Pace** (N.A. X-478): A yellow arrow pointing left with the text "Normal Pace" written vertically inside it.

6. **Left Turn** (N.A. X-48): A yellow arrow pointing down that turns 90 degrees clockwise to point right.

7. **Double Left About Turn** (N.A. X-47): A yellow arrow that turns left 180 degrees, indicated by two curved arrows.

8. **Send Over Jump** (A.X-410): A diagram showing a horse jumping over a black obstacle. Two yellow arrows point down from the horse's path, labeled "Send Over Jump".

9. **About Turn Right About Forward** (A.X-476): A yellow arrow pointing up that turns right 180 degrees to point down, with a red octagonal "Halt" sign to its right.

10. **Send Over Jump** (A.X-410): A diagram showing a horse jumping over a black obstacle. Two yellow arrows point up from the horse's path, labeled "Send Over Jump".

11. **Turn Right 1 Step** (A.X-494): A diagram showing a horse's path turning right. A red octagonal "Halt" sign is at the start, and another is at the end of the turn. Labels include "Call to Heel" and "Turn Right 1 Step".

12. **90° Pivot Right** (N.A. X-475): A diagram showing a horse's path pivoting 90 degrees to the right. Red octagonal "Halt" signs are at the start and end of the pivot.

13. **360° Left** (N.A. X-412): A yellow circular arrow with a counter-clockwise rotation, labeled "360° Left".

14. **360° Right** (N.A. X-411): A yellow circular arrow with a clockwise rotation, labeled "360° Right".

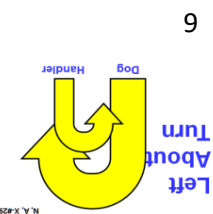
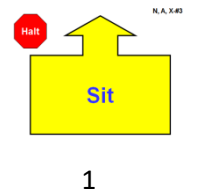
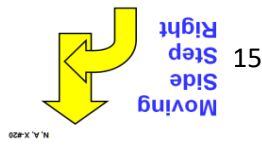
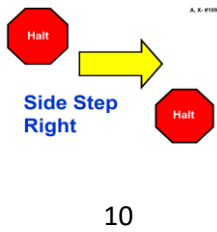
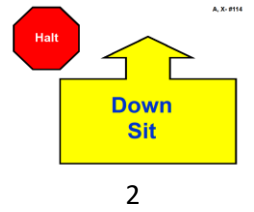
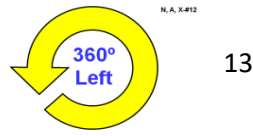
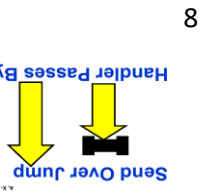
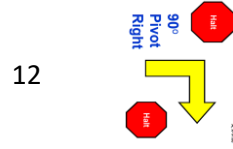
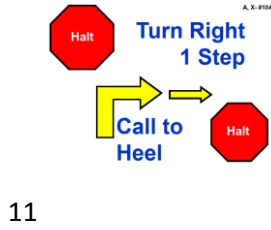
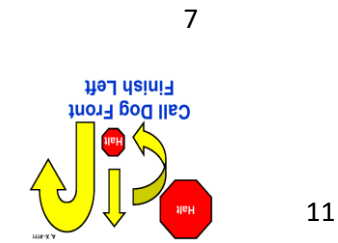
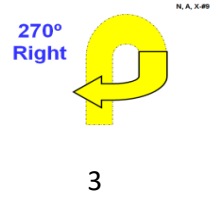
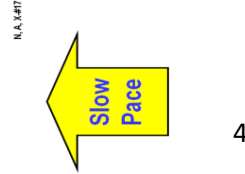

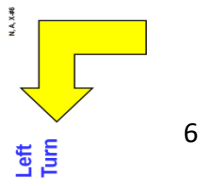
15. **Moving Side Step Right** (N.A. X-428): A yellow arrow pointing down that turns right 90 degrees to point left.

16. **Sit Stay** (X-488): A yellow arrow pointing right with the text "Sit Stay" written vertically inside it.

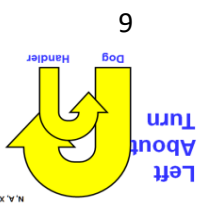
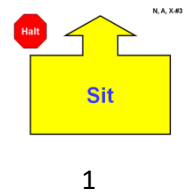
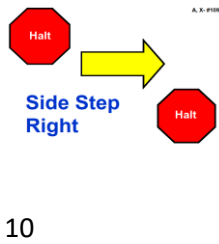
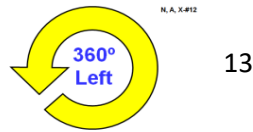
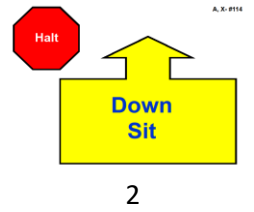
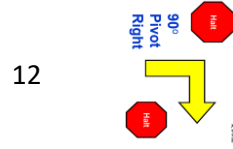
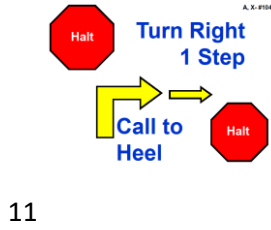
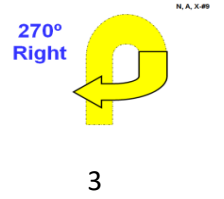
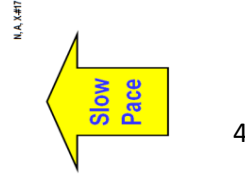

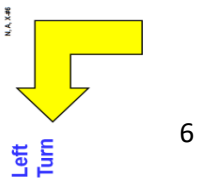
**Finish** (N.A. X-42): A yellow five-pointed star with the word "Finish" written inside.

**Start** (N.A. X-41): A yellow rectangular box with a 3D effect and the word "Start" written inside.

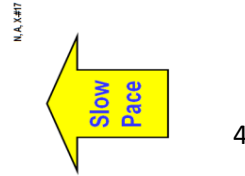

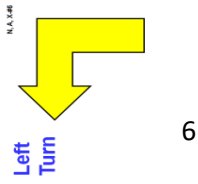
# Dazzle Advanced



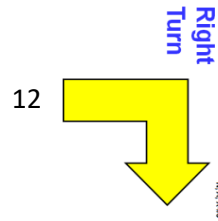
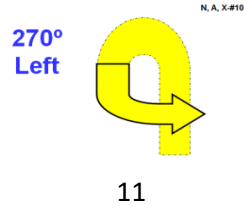
# Dazzle Intermediate



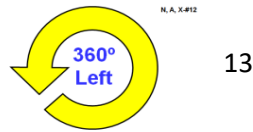
# Dazzle Novice



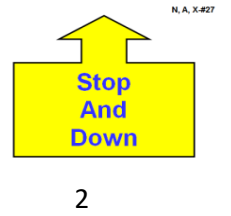
7



11



13



2

8



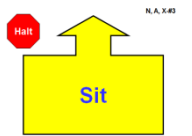
14



10



15



1

9

