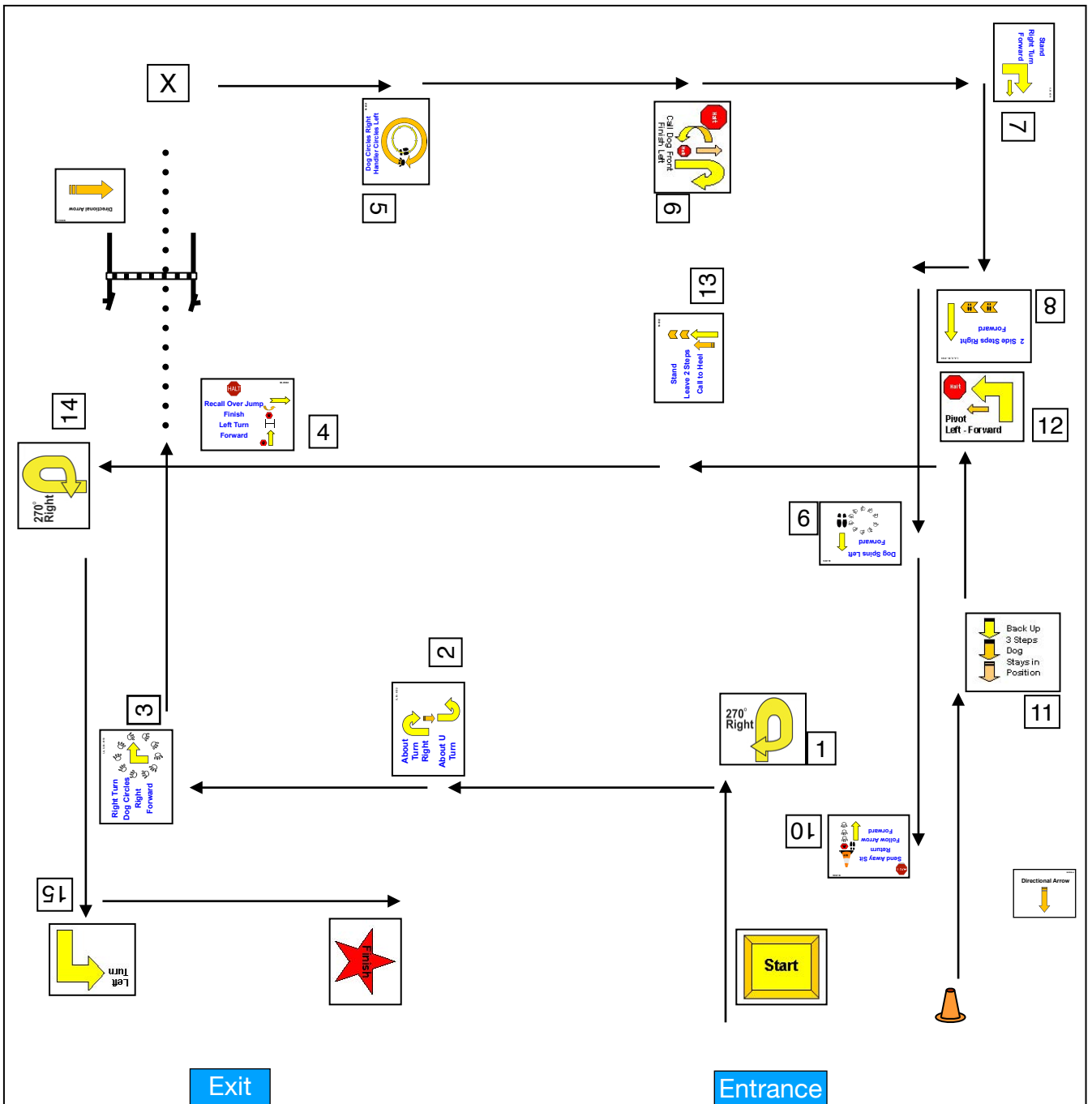


START

1. 270° Right 9
2. About Turn Right About U Turn 212
3. Right Turn Dog Circles Right Forward 119
4. Halt Leave Dog Recall Over Jump Left Turn Forward 302/302A
5. Dog Circles Right Handler Circles Left 321
6. Halt Call Front Finish Left Sit 111
7. Stand Right Turn Forward 214
8. 2 Side Steps Right Forward 123
9. Dog Spins Left Forward 313

10. Halt Send Away Sit Ret Forward 306/306A

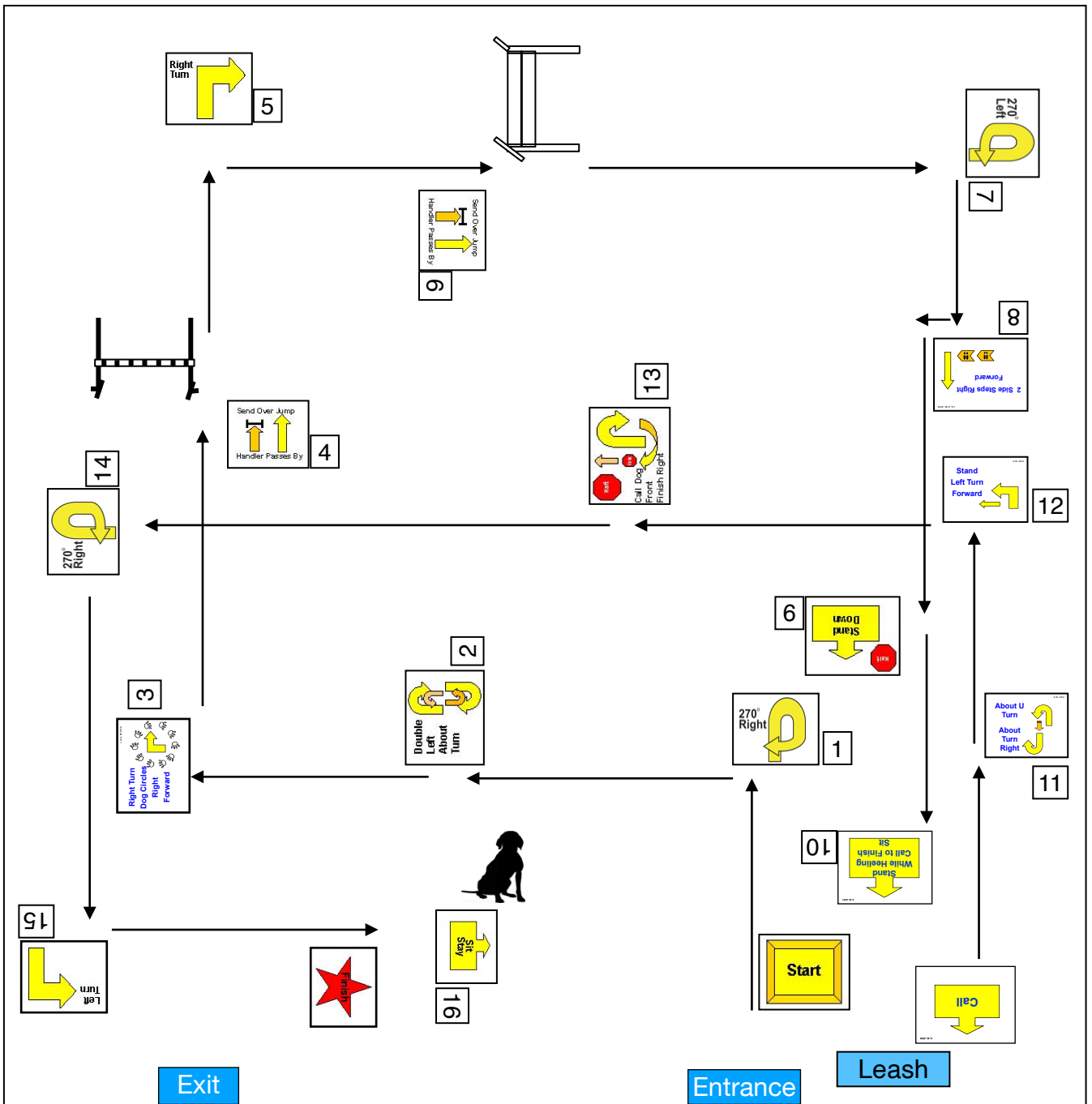
11. Back Up 3 Steps 205
 12. Halt Pivot Left Forward 117
 13. Stand Leave 2 Steps Call to Heel 322
 14. 270° Right 9
 15. Left Turn 6
- FINISH**



START

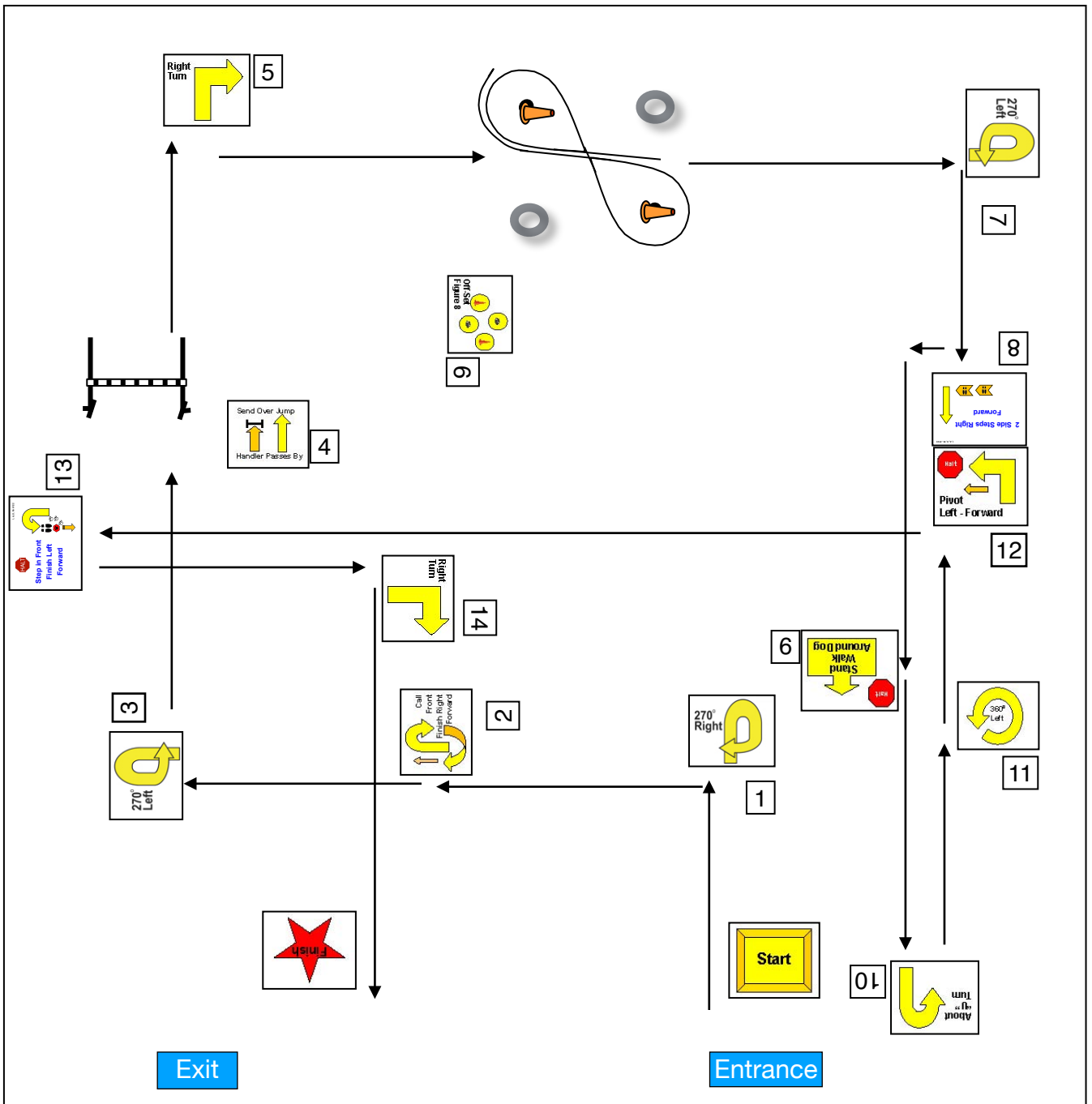
1. 270° Right 9
2. Double Left About Turn 211
3. Right Turn Dog Circles Right Forward 119
4. Send Over Jump 103
5. Right Turn 5
6. Send Over Jump 103
7. 270° Left 10
8. 2 Side Steps Right Forward 123
9. Halt Stand Down 201

10. Stand While Heeling Call to Finish Sit 207
11. About U Turn, About Turn Right 213
12. Stand Left Turn Forward 215
13. Halt Call Dog Front Finish Right Sit 110
14. 270° Right 9
15. Left Turn 6
- FINISH
16. Sit Stay 298



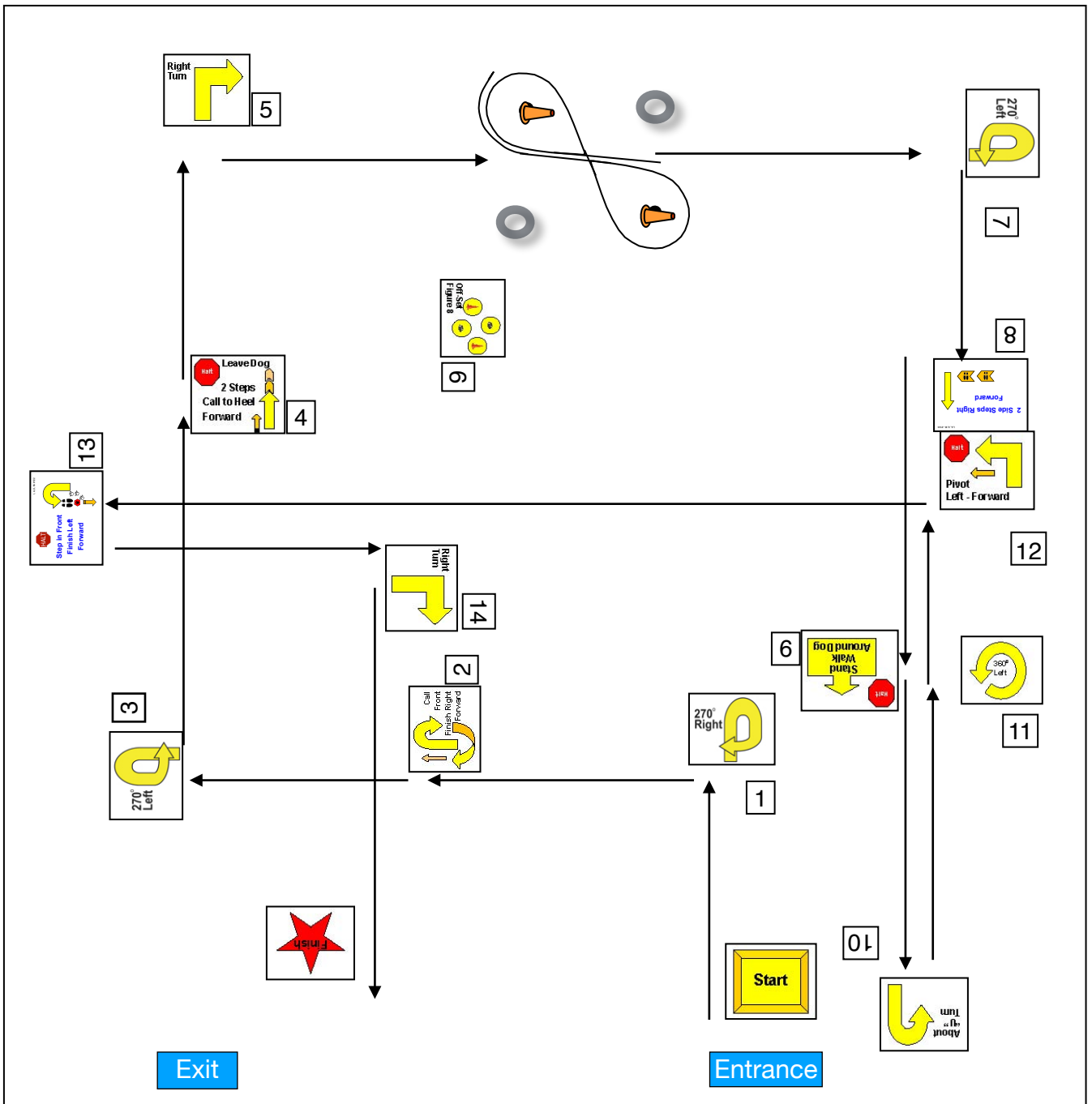
START

1. 270* Right	9	9. Halt Stand Walk Around Dog	105
2. Call Front Finish Left Forward	14	10. About U Turn	8
3. 270* Left	10	11. 360* Circle Left	12
4. Send Over Jump	103	12. Halt Pivot Left Forward	117
5. Right Turn	5	13. Halt Step in Front Finish Left Forward	122
6. Offset Figure 8	108	14. Right Turn	5
7. 270* Left	10	FINISH	
8. 2 Side Steps Right Forward	123		



START

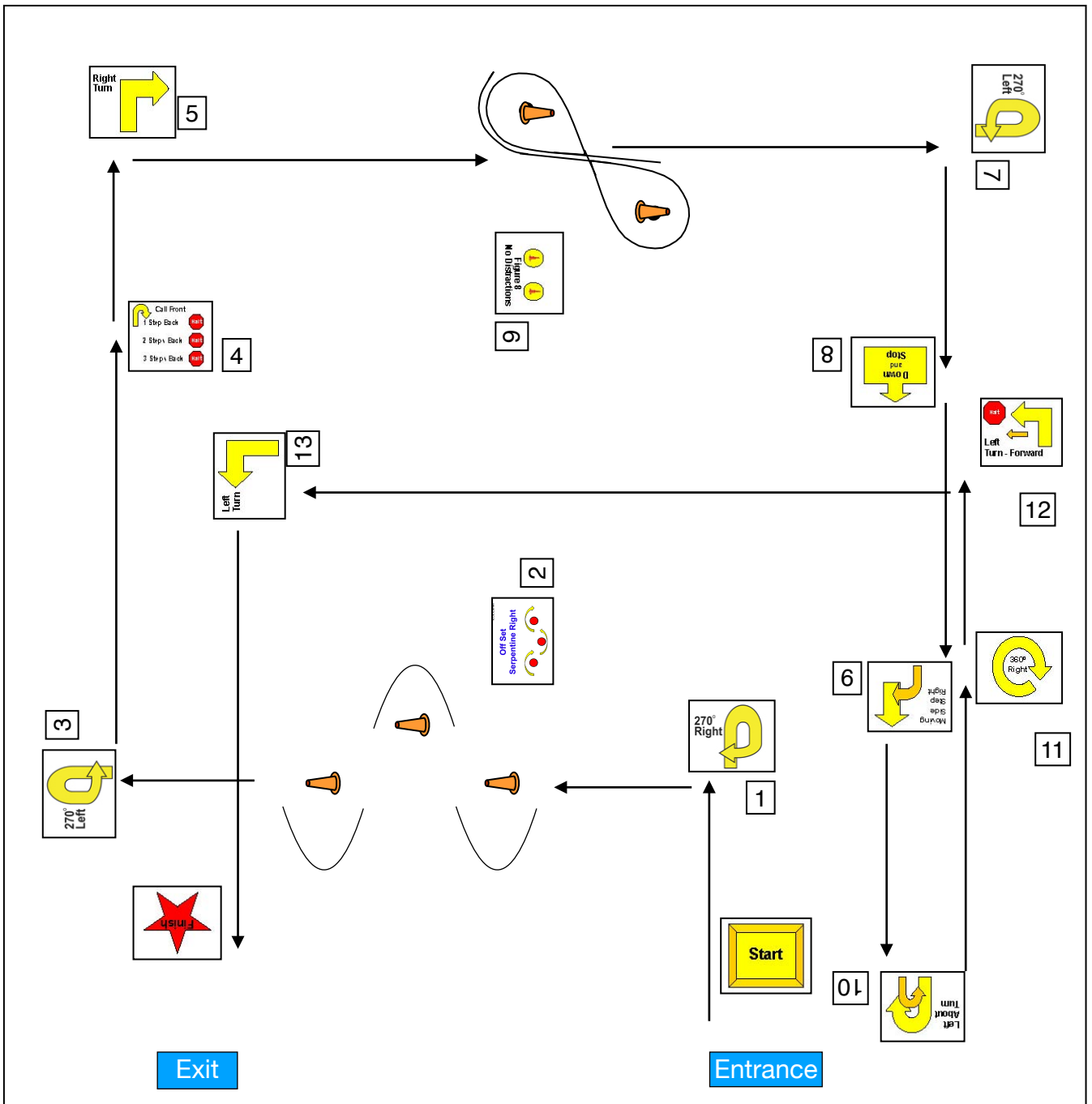
1. 270* Right	9	9. Halt Stand Walk Around Dog	105
2. Call Front Finish Right Forward	13	10. About U Turn	8
3. 270* Left	10	11. 360* Circle Left	12
4. Halt Leave Dog 2 Steps Call to Heel	118	12. Halt Pivot Left Forward	117
5. Right Turn	5	13. Halt Step in Front Finish Left Forward	122
6. Offset Figure 8	108	14. Right Turn	5
7. 270* Left	10	FINISH	
8. 2 Side Steps Right Forward	123		



NOVICE: START

1. 270° Right	9	8. Down and Stop	27
2. Offset Serpentine Right	41	9. Moving Side Step Right	20
3. 270° Left	10	10. Left About Turn	29
4. Call Front 1, 2, 3, Steps Back	26	11. Circle Right	11
5. Right Turn	5	12. Halt Left Turn Forward	34
6. Figure 8 No Distractions	32	13. Left Turn	6
7. 270° Left	10	FINISH	

Good Luck!



SIGNS TO BE PULLED

THANK YOU COURSE BUILDERS!!!

Date: 12/10/22

Club: NCOTC

Trial: 2

START #1 and FINISH #2, Call, and Directional Arrow signs are not given numbers. Signs to be reused in a new location are asterisked. The first course to run takes precedence. Place signs to the right of the path except for turns and side steps which are placed in the path of the team.

For this trial: We will need the Bar Jump, High Jump, five cones and two distractions. Numbers 1 through 16 and four un-numbered sign holders.

STATION	MASTERS	EXCELLENT	ADVANCED	INTERMED	NOVICE
1	9	same	same	same	same
2	212	211	14	“	41
3	119	same	10	“	10
4	302/302A	103	same	118	26
5	321	5*	same	same	same
6	111	103	108	“	32
7	214	10	10	“	same
8	123	same	same	“	27
9	313	201	105	“	20
10	306/306A	207/299	8	“	29
11	205	213	12	“	11
12	117*	215	117*	“	34
13	322	110	122	“	6
14	9	same	5*	“	
15	6	same			
16		298			
17					
18					
19					