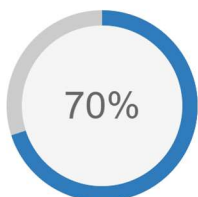


In order to upload documents after you have filed a claim in eBenefits, please follow the following directions.

- (1) Log into eBenefits**
- (2) Select Disabilities**
- (3) Scroll down to "Pending Disabilities"**
- (4) Select "View Pending Claims"**

**a.** *Prior to UPLOADING your document you will need to save the file to a folder on your computer. Make sure you know the folder you saved your document because you will not be able to view or open the document after you upload via this process.*

# Disabilities



## Total Combined Disability

You have a 70% final degree of disability. This percentage determines the amount of benefit pay you will receive.

[How is this calculated](#)

## Add Disabilities

Submit a claim to make any updates to the disabilities that you believe are related to your military service.

[Apply Now.](#)

## Rated Disabilities

Scroll Down to  
"Pending Disabilities"

Disability	Rating	Decision	Related To	Effective Date
cervical spine intervertebral disc syndrome and degenerative arthritis (claimed as cervicgia)	30%	Service Connected	Disability Evaluation System (DES)	02/17/2014
non-linear scar left knee	0%	Service Connected	Disability Evaluation System (DES)	02/17/2014
status post gunshot wound to the left knee (previously left knee internal derangement status post gun shot wound)	10%	Service Connected	Disability Evaluation System (DES)	02/17/2014
left upper extremity ulnar nerve sensory deficit (minor)	10%	Service Connected	Disability Evaluation System (DES)	02/17/2014

linear scar left knee	0%	Service Connected	Disability Evaluation System (DES)	02/17/2014
right knee tendonitis	10%	Service Connected	Disability Evaluation System (DES)	02/17/2014

## Pending Disabilities

Select "[View Pending Claim](#)" for the issue being addressed

Disability	Submitted	Type	Actions
Cervical Spine Intervertebral Disc Syndrome And Degenerative Arthritis (claimed As Cervicalgia)	03/13/2018	INC	<a href="#">View Pending Claim</a>
Status Post Gunshot Wound To The Left Knee (previously Left Knee Internal Derangement Status Post Gun Shot Wound)	03/13/2018	INC	<a href="#">View Pending Claim</a>
Right Knee Tendonitis (previously Rated As Right Knee Tendonitis Dc 5024-5260)	03/13/2018	INC	<a href="#">View Pending Claim</a>

# Claim Details

[Return to Work in Process](#)

Status of Your Claim

Submitted: 03/13/2018 (Compensation)

Estimated Completion: 04/19/2018 - 04/21/2018 ?

Disabilities Claimed: cervical spine intervertebral disc syndrome and degenerative arthritis (claimed as cervicgia) (Increase), status post gunshot wound to the left knee (previously left knee internal derangement status post gun shot wound) (Increase), right knee tendonitis (previously rated as right knee tendonitis DC 5024-5260) (Increase)

Representative for VA Claims: DISABLED AMERICAN VETERANS

Current Status: Preparation for Notification ?

[Mail or Fax Instructions](#) ?

PREPARATION  
FOR  
NOTIFICATION

Your Claim Will Be Decided Soon

You chose not to submit any additional information to VA that could help support your claim. VA will decide your claim as soon as possible. Thank you for your patience.

Ensure you are on the tab labled  
"Needed From You"

Needed from You

Needed from Others

All Uploaded Documents for this Claim

Optional Documents

Please submit any supporting documents. Include any documents that we requested when you submitted your application for this claim.

To see all uploaded documents associated to this claim, select the "All Uploaded Documents for this Claim" tab above.

Note: Supporting documents uploaded before January 26, 2015 are not displayed.

Upload Documents

Needed from You	Needed from Others	All Uploaded Documents for this Claim
<div>Optional Documents</div> <p>Please submit any supporting documents. Include any documents that we requested when you submitted your application for this claim.</p> <p>To see all uploaded documents associated to this claim, select the "All Uploaded Documents for this Claim" tab above.</p> <p>Note: Supporting documents uploaded before January 26, 2015 are not displayed.</p> <div>Upload Documents</div>		
<div>Disability Benefits Questionnaire</div> <p>Disability Benefits Questionnaire Limitation of flexion, knee: Knee and Lower Leg Conditions</p> <div>Download Form (PDF)</div> <div>Upload Documents</div>		
<div>Disability Benefits Questionnaire</div> <p>Disability Benefits Questionnaire Degenerative Arthritis of the Spine: Neck (Cervical Spine) Conditions</p> <div>Download Form (PDF)</div> <div>Upload Documents</div>		
<div>Disability Benefits Questionnaire</div> <p>Disability Benefits Questionnaire Impairment of the knee, general: Knee and Lower Leg Conditions</p> <div>Download Form (PDF)</div> <div>Upload Documents</div>		

## Upload Optional Documents

### Instructions for Uploading Documents

**Step 1: Select the files to upload for this request.**

Note - There are restrictions on the size and type of file that can be uploaded:

- The minimum acceptable file size is **8 B** and maximum is **25 MB**. To upload a file that is larger than 25 MB, split the file into separate files, then upload the files.
- Acceptable file formats: **PDF (unlocked)**, **GIF**, **TIFF**, **TIF**, **JPEG**, **JPG**, **BMP**, and **TXT**.

**Step 2: Select a Document Type for each document you are uploading.**

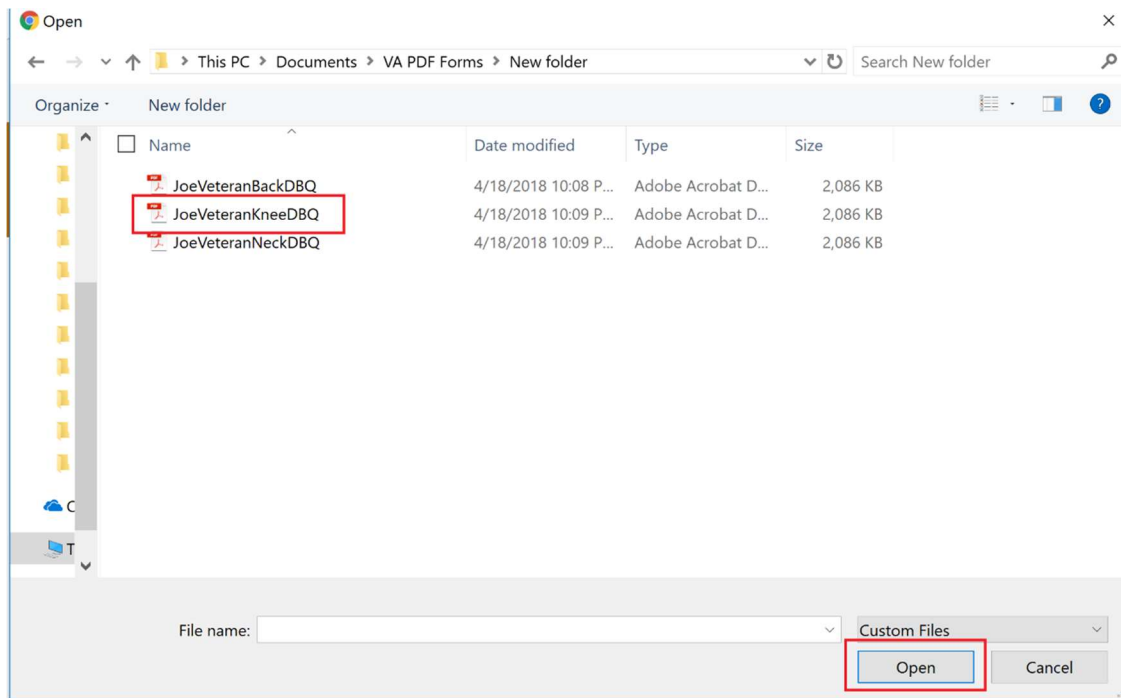
### Files

File	* Type	Actions
		<div>Browse for files</div>

Upload Documents

Cancel

Select "Browse for files" and select the document you wish you upload labeled with your name and the associated DBQ



Step 2. Select a Document type for each document you are uploading.

## Files

File	* Type
<div> <a href="#">Browse for files</a></div>	
<div><div>Ⓢ Upload Documents</div><div>✕ Cancel</div></div>	

# Upload Documents for Disability Benefits Questionnaire

## Instructions for Uploading Documents

### Step 1: Select the files to upload for this request.




Note - There are restrictions on the size and type of file that can be uploaded:

- The minimum acceptable file size is **8 B** and maximum is **25 MB**. To upload a file that is larger than 25 MB, split the file into separate files, then upload the files.
- Acceptable file formats: **PDF (unlocked)**, **GIF**, **TIFF**, **TIF**, **JPEG**, **JPG**, **BMP**, and **TXT**.

### Step 2: Select a Document Type for each document you are uploading.

After your document is attached you will need to select an option from the drop down menu.

## Files

File	* Type	Actions
 JoeVeteranKneeDBQ.pdf (2 MB)	Select a description (required) 	<a href="#">Remove</a>
 <a href="#">Browse for files</a>		

 Upload Documents

 Cancel

## Upload Documents for Disability Benefits Questionnaire

### Instructions for Uploading Documents




#### Step 1: Select the files to upload for this request

Note - There are restrictions on the size and type of

- The minimum acceptable file size is **8 B** and maximum is **25 MB**. To upload a file that is larger than 25 MB, split the file into separate files, then upload the files.
- Acceptable file formats: **PDF (unlocked)**, **GIF**, **TIFF**, **TIF**, **JPEG**, **JPG**, **BMP**, and **TXT**.

#### Step 2: Select a Document Type for each document you are uploading.

## Files

File	* Type	Actions
 JoeVeteranKneeDBQ.pdf (2 MB)	Select a description (required) 	<a href="#">Remove</a>
 <a href="#">Browse for files</a>		

 Upload Documents

 Cancel

After the document is (1) attached and (2) the drop down is selected, click on "Upload Documents" This will add the document to your claim and becomes visible to the VA

- STR - Medical - Photocopy
- Medical Treatment Record - Non-Government Facility
- Military Personnel Record
- VA Form 21-4142 - Authorization for Release of Information
- VA Form 21-4142a - General Release for Medical Provider Information
- VA Form 21-0781a - Statement in Support of Claim for PTSD Secondary to Personal Assault
- VA Form 21-0781 - Statement in Support of Claim for PTSD
- VA Form 21-8940 - Veterans Application for Increased Compensation Based on Un-employability
- VA Form 21-4192 - Request for Employment Information in Connection with Claim for Disability
- VA Form 26-4555 - Application in Acquiring Specially Adapted Housing or Special Home Adaptation Grant
- VA Form 21-4502 - Application for Automobile or Other Conveyance and Adaptive Equipment Under 38 U.S.C. 3901-3904
- VA Form 21-686c - Declaration of Status of Dependents
- VA Form 21-674 - Request for Approval of School Attendance
- VA Form 21-2680 - Examination for Housebound Status or Permanent Need for Regular Aid & Attendance



# Upload Documents for Questionnaire

## Instructions for Uploading Documents

### Step 1: Select the files to upload for this request

Note - There are restrictions on the size and type of

- The minimum acceptable file size is 8 B and must be uploaded as separate files, then upload the files.
- Acceptable file formats: PDF (unlocked), GIF, etc.

### Step 2: Select a Document Type for each document

#### Files

File	
JoeVeteranKneeDBQ.pdf (2 MB)	<div><div>Disability Benefits Questionnaire (DBQ)</div><div>Goldmann Perimetry Chart/Field Of Vision Chart</div><div>Photographs</div><div>Other Correspondence</div><div>Select a description (required) ▼</div></div> <div>Remove</div>

Browse for files

- VA Form 21-0781a - Statement in Support of Claim for PTSD Secondary to Personal Assault
- VA Form 21-0781 - Statement in Support of Claim for PTSD
- VA Form 21-8940 - Veterans Application for Increased Compensation Based on Un-employability
- VA Form 21-4192 - Request for Employment Information in Connection with Claim for Disability
- VA Form 26-4555 - Application in Acquiring Specially Adapted Housing or Special Home Adaptation Grant
- VA Form 21-4502 - Application for Automobile or Other Conveyance and Adaptive Equipment Under 38 U.S.C. 3901-3904
- VA Form 21-686c - Declaration of Status of Dependents
- VA Form 21-674 - Request for Approval of School Attendance
- VA Form 21-2680 - Examination for Housebound Status or Permanent Need for Regular Aid & Attendance
- VA Form 21-0779 - Request for Nursing Home Information in Connection with Claim for Aid & Attendance

If you are not given the option to upload a DBQ or you are uploading something other than a DBQ select "Other Correspondence"