


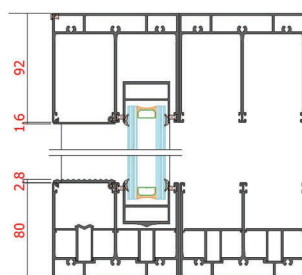
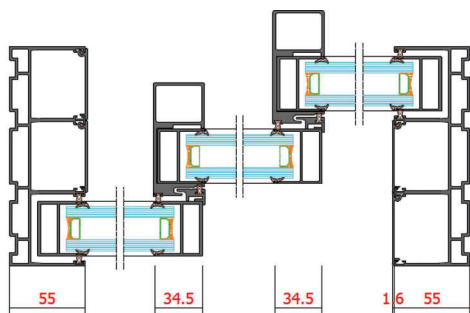
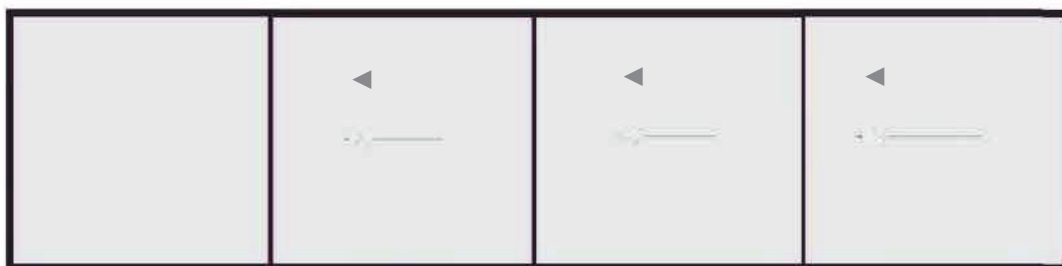
ASS39 PD Sliding Door System

Pros:

- German Engineered
- Sashes fully concealed inside the tracks
- 35mm Sightline
- Max 300KG Panel up to 3.6M tall
- Easy maintenance rollers.

Cons:

- No Integrated Screen
- No Electric slide option
- Not Thermally Broken Min U-Value 2.3
- Deep Tracks



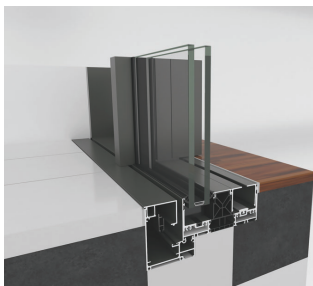
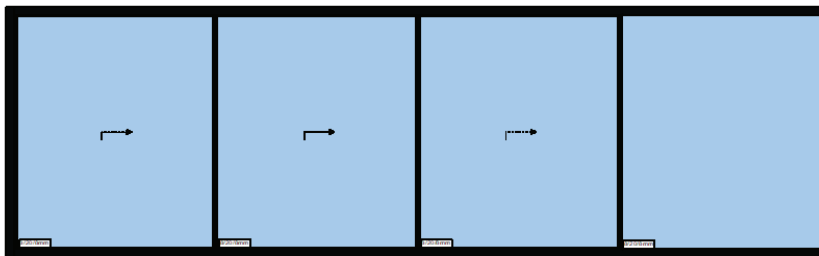
Hi-Finity Sliding Door System- 35mm Sightline

Pros:


- Thermally Broken Min U-Value 1.4
- Max Panel Weight 750KG
- Max panel height up to 4M tall
- Flush floor finish option.
- Integrated hidden screen.

Cons:

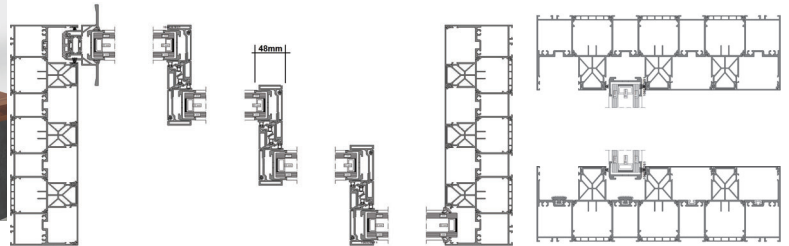
- Sashes not fully concealed inside the track
- 48mm sight-line really not so fine



PROFILE finish



FLOOR finish





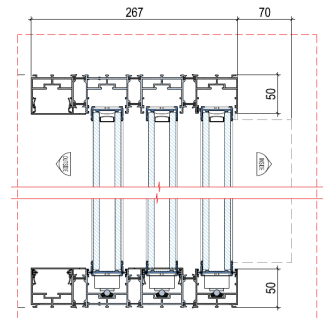
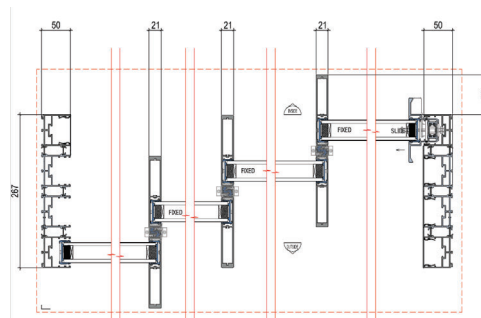


Minimal Frame Option - 20mm Sightline

Pros:

- Thermally Broken Min U-Value 1.4
- Max Panel Weight 500KG
- Max panel height up to 4M tall
- Flush floor finish option. Integrated hidden screen.
- Can be single or Double Glazed

Cons:

- Sashes not fully concealed inside the track but only just!



Hidden track option available on request

Concealed Flyscreen

The Flyscreen is a protection against insects, fully integrated into the window profile, thus allowing air circulation without disturbances from the outside. The screen unrolls vertically along with the door, releasing it at a specific opening and rolling up until it is perfectly embedded in the door frame.



4 Sashes with central connection

