



DEPARTMENT OF FORESTRY, FISHERIES AND THE ENVIRONMENT

BRANCH FISHERIES MANAGEMENT

**GENERAL PUBLISHED REASONS FOR THE DECISIONS ON THE ALLOCATION OF 2021/22 FISHING
RIGHTS AND QUANTUM IN THE HAKE LONGLINE FISHERY**

ESHM

Contents

1. Introduction.....	3
1.1. Background and Context.....	3
2. FRAP 2021 /22: Preparation for Allocation Process	5
2.1. Appointment of Service Providers	5
2.2. SEIAS Phase 1	5
2.3. Review of Policies	6
2.4. Public Consultations and Policy Comments.....	6
2.5. SEIAS Phase 2	10
2.6. Finalisation and Gazetting of Final Policies	11
3. Application Process	11
3.1. Interactive application process.....	12
4. Assessment and Evaluation	13
4.1. Appointment of the Delegated Authority.....	13
4.2. Applicants.....	14
5. Application and Grant of Right Fee.....	14
6. Access to Information and Reasons	15
7. Decision Making Process	16
7.1. System Enhancement:.....	17
7.2. Data Validation/Verification.....	17
7.3. Criteria and weighting design.....	17
7.4. Assessment:	17
7.5. Decision-making.....	17
8. Applicants for fishing rights in 2021	18
8.1. Criteria	18
8.1.1. Exclusionary criteria.....	18
8.1.2. Verification of proper lodgment:	21
8.1.3. Verification of materially defective applications.....	21
8.1.4. Verification of Non-utilization	22
8.1.5. Balancing Criteria: Previous Right Holders and New Applicants.....	22
8.2. Assessment.....	23

8.2.1.	Section 1: Applicant Details	23
8.2.2.	Section 2 Form of Applicant.....	24
8.2.3.	Section 3 Compliance	25
8.2.4.	Section 4: Access to a suitable vessel	27
8.2.5.	Section 5 Fishing Performance	28
8.2.6.	Section 6 Transformation	29
8.2.7.	Section 7 Job Creation.....	32
8.2.8.	Balancing Criteria: Section 8 Dividends and Additional Societal Benefits	32
8.2.9.	Section 9 Investment	33
8.3.	Applicants involvement and relationship with other applicants.....	34
9.	Allocation of Total Allowable Catch (TAC).....	34
9.1	Allocation of Total Allowable Catch (TAC) across hake sectors	34
9.3	Methodology for the Allocation of Quantum in the Hake Longline Sector.....	35
10.	Decision on allocation of fishing rights	38
10.1.	Transformation.....	39
10.2.	Appeals	39
10.3.	Grant of Right Letters.....	40
10.4.	Duration of Fishing Rights	40
11.	Auditing	40
12.	Forensic investigations.....	40
13.	Communication	41
Annexure A.....		42

KSHM

1. Introduction

This document is titled the "*General Published Reasons for the Decisions on the Allocation of Rights and Quantum in the Hake Longline Fishery: 2021/22*" and will be referred to as the "*GPR*". The GPR sets out the criteria and weighting, the process and methodology and the policy reasons for the decisions on the allocation of rights and Quantum in this sector. Applicants are therefore advised to carefully study the GPR before considering the assessment of their applications and the specific reasons for decisions taken. This GPR should be read in conjunction with the General Policy on the Allocation of Fishing Rights: 2021 as well as the Policy on the Allocation and Management of Fishing Rights in the Hake Longline Fishery: 2021.

1.1. Background and Context

During 2005/2006, the then Department of Environmental Affairs and Tourism (DEAT) embarked on the Long-Term Rights Allocation Management Process (LTRAMP). In preparation for LTRAMP, the DEAT published a General Policy on the Allocation and Management of Fishing Rights: 2005 as well as Sector-specific policies for twenty commercial fishing sectors. At the conclusion of the LTRAMP process, fishing rights were granted in terms of section 18 of the Marine Living Resources Act, 1998 (Act No. 18 of 1998) ("the MLRA") for periods ranging from two (2) to fifteen (15) years in twenty commercial fishing sectors.

Some fishing sectors rights expired on 31 December 2013 and were subsequently reallocated for a period of 7 years, expiring on 31 December 2020. Prior to this allocation process, the General Policy on the Allocation and Management of Fishing Rights: 2005 was revised to align the allocation objective of the Department with the broader objectives of government and the new General Policy on the Allocation and Management of Fishing Rights: 2013 was published and gazetted.

The sectors that were allocated 15-year rights during LTRAMP 2005 and/or 7-year rights during FRAP 2013 expired at various periods during 2020. The Deputy Director-General exempted the current Right Holders from Section 18 of the Marine Living Resources Act, 1998 (Act no 18 of 1998), by granting them extensions of their current fishing rights until 31 December 2021. This extension was granted while the Department of Forestry, Fisheries and Environment ("the

Department" / "DFFE") would conclude a Fishing Rights Allocations Process ("FRAP") in terms of Section 18 of the MLRA.

This necessitated the current allocations process, which is known as FRAP 2021. The nine (9) sectors currently undergoing a Rights Allocation Process are:

- Hake Deep-Sea Trawl
- Hake Longline
- South Coast Rock Lobster
- Small Pelagic (Sardine and Anchovy)
- KZN Crustacean Trawl
- Demersal Shark Longline
- Squid
- Tuna Pole-Line
- Traditional Linefish.

The Department undertook several preparatory steps for FRAP 2021; these are summarized below:

- Appointment of Service Providers to facilitate, assist and observe the FRAP process.
- Conduct Socio Economic Impact Assessment System (SEIAS) Phase 1 of General Policy and Sector specific policies.
- Review of the General Policy and Sector specific policies.
- Conduct public consultations and receive policy comments.
- Conduct SEIAS Phase 2 of General Policy and Sector specific policies.
- Incorporate comments and recommendations into final policies.
- Enhancement of FRAP Management System to allow for online registrations and applications.
- Appointment of Delegated Authorities and Assessment Teams for assessing and adjudicating online applications.

KSMM

2. FRAP 2021 /22: Preparation for Allocation Process

2.1. Appointment of Service Providers

The Department appointed the following service providers to provide support and to ensure a procedurally fair and transparent process.

- **FRAP Implementer:** Stowie M Trading – RB Africa Consortium
 - Role and Responsibility: To assist the Department with the implementation and administration of the rights allocations during FRAP 2021.
- **FRAP Observer:** Rain Chartered Accountants
 - Role and Responsibility: Process observers and audit services, to obtain sufficient appropriate audit evidence to support the MLRF, the DFFE and the Minister on FRAP 2021 and post rights allocations.
- **FRAP IT Solution:** Navayuga InfoTech SA (Pty) Ltd
 - Role and Responsibility: To design, implement and manage an IT solution and render IT support for the Delegated Authorities and the Minister during FRAP 2021 for a period of 3 years.
- **FRAP Legal Support:** The State Attorney Office: Cape Town
 - Role and Responsibility: Provision of legal services to provide legal advice for FRAP 2021.
- **FRAP Tip Off-Line:** KPMG
 - Role and Responsibility: Set up and monitor toll free tip off-line for the purposes of reporting unethical behaviour, theft, fraud, or related activities.
- **FRAP Forensic Investigations and Audits:** Morar Inc.
 - Role and Responsibility: Provision of forensic audit services for FRAP2015/16 and ad hoc forensic investigation services for FRAP2021 as required.

2.2. SEIAS Phase 1

The Socio-Economic Impact Assessment System (SEIAS) is a uniquely designed methodology for assessing the social and economic impact of policies, legislation, regulations and other subordinate legislation in line with our national priorities. SEIAS is aimed at improving the legislative environment to ensure that assessments help departments to analyse risks and propose ways to mitigate them.

KSMM

The Department conducted SEIAS Phase 1 studies on the General Policy and nine Sector-specific policies. The initial impact assessment aimed to understand problems, root causes and causative behaviours by different groups.

The SEIAS Phase 1 reports were published on the Department's website in May 2021 for all sectors except for Traditional Linefish which was published in August 2021 and stakeholder's comments were invited. The Presidency issued the Department with the necessary initial sign-off certificates for each of the SEIAS Phase 1 report.

2.3. Review of Policies

The Department published the draft General Policy on the Allocation of Commercial Fishing Rights: 2021 in the Government Gazette No. 45154 of 13 September 2021. The nine (9) draft Sector-specific policies on the Allocation and Management of Fishing Rights were published in the Government Gazette No. 45180 of 20 September 2021 for public comment.

Comments from stakeholders were invited by post, by hand and by email. The deadline for submission of comments was 25 October 2021 and comments submitted via email were to be sent to FRAPpolicycomments@environment.gov.za.

2.4. Public Consultations and Policy Comments

Public meetings were held at 38 venues in all the coastal Provinces and 1 venue inland. In addition, 6 virtual sessions were held over Zoom. These meetings covered the geographical area from Port Nolloth to Richards Bay and were held from 13 – 21 October 2021. The schedule of the 44 consultations were published in a media statement which was published on the Department's website as well as emailed to industry stakeholders and displayed in all Fisheries Compliance Offices.

The public consultations were chaired by DFFE officials and comprised an overview of the draft policies and the FRAP 2021 process. During the consultations, the Department solicited the views

of members of the fishing industry and interested parties in respect of the proposed policies and processes that guided the Minister in deciding on the final policies and fees. All sessions were attended by the FRAP Implementer and FRAP Observer. Sessions were video recorded and minutes were taken to capture all concerns raised. Covid-19 Protocol was strictly observed at all sessions that were held in person. The schedule of public consultations is set out in Table 1 below.

Table 1: Schedule of FRAP 2021 public consultation sessions

Date	Day	Time	Area	Venue	Address
Region 1: Cape Town & Surrounds)					
13-Oct-21	Wednesday	09h00 - 12h00	Cape Town	Kirstenbosch Old Mutual Conference Centre	Kirstenbosch, Rhodes Drive, Visitors Gate 1
14-Oct-21	Thursday	09h00 - 12h00	Cape Town	Kirstenbosch Old Mutual Conference Centre	Kirstenbosch, Rhodes Drive, Visitors Gate 1
15-Oct-21	Friday	10h00 - 13h00	Hout Bay	Hout Bay Sport & Recreation Centre	Karbonkel Road, Hout Bay
16-Oct-21	Saturday	09h00 - 12h00	Khayelitsha	Site B Hall	Sulani Drive, Khayelitsha 9795
18-Oct-21	Monday	09h00 - 12h00	Kleinmond	Community Hall / Stadsaal	End of Main Road
19-Oct-21	Tuesday	09h00 - 12h00	Hermanus	Sandbaai saal	Corner of Piet Retief and Jimmy Smit
19-Oct-21	Tuesday	14h00 - 17h00	Hermanus	Abalone Hall, Hawston	1 Marine Drive
20-Oct-21	Wednesday	09h00 - 12h00	Gansbaai	Blom Park Gemeenskap saal	33 Violtjie St, Blom Park
21-Oct-21	Thursday	09h00 - 12h00	Arniston	Arniston Community Hall	Kampstraat, next to Kliniek
21-Oct-21	Thursday	14h00 - 17h00	Struisbaai	Dienssentrum / Service centrum	5th Avenue, Struisbaai North

Date	Day	Time	Area	Venue	Address
Region 2: West Coast					
14-Oct-21	Thursday	09h00 - 12h00	Yzerfontein	Yzerfontein community hall	25 Dolfyn street

15-Oct-21	Friday	09h00 12h00	-	Langebaan	Seebries Caravan Park	157 Hoof street
15-Oct-21	Friday	14h00 17h00	-	Saldanha	Hoedjiesbaai Hotel	38 Main Road
16-Oct-21	Saturday	09h00 12h00	-	Veldrif	Riviera Hotel	127 Margaret Mncadi Ave, Esplanade
17-Oct-21	Sunday	09h00 12h00	-	Elands Bay	Elandsbay community Hall	36 Hoof Street, Elands Bay
17-Oct-21	Sunday	14h00 17h00	-	Lamberts Bay	Eureka	5 Seekant St 8130
18-Oct-21	Monday	09h00 12h00	-	Strandfontein	VCSV Uitsig Hall	Louis Rood Strandfontein
19-Oct-21	Tuesday	09h00 12h00	-	Hondeklip bay	Hondeklipbaai Hall	Dolfin street
20-Oct-21	Wednesday	09h00 12h00	-	Springbok	Springbok community center	17 Freddie Carstens st
21-Oct-21	Thursday	09h00 12h00	-	Port Nolloth	Scotia Inn Hotel	Beach Road, Port Nolloth

Date	Day	Time		Area	Venue	Address
Region 3: Southern Coast (EC/WC)						
15-Oct-21	Friday	09h00 12h00	-	Gqeberha (P.E)	PE Deep Sea Angling Club	Port Elizabeth Harbour, Humewood Extension
15-Oct-21	Friday	14h00 17h00	-	Gqeberha (P.E)	PE Deep Sea Angling Club	Port Elizabeth Harbour, Humewood Extension
17-Oct-21	Sunday	09h00 12h00	-	Knysna	Loerie Park Clubhouse	Fisher Haven, Knysna, 6571
18-Oct-21	Monday	09h00 12h00	-	Mossel bay	Diaz Museum	1 Market Street, Mossel Bay
19-Oct-21	Tuesday	09h00 12h00	-	Stillbay	Palinggat	Main Rd, Still Bay West

KSHM

Date	Day	Time	Area	Venue	Address
Region 4: Eastern Cape					
14-Oct-21	Thursday	09h00 - 12h00	East London	Elba Rowing Club	Pontoon Road, Harbour, East London
15-Oct-21	Friday	09h00 - 12h00	Port Alfred	My Pond Hotel	33 Van Der Riet Street
16-Oct-21	Saturday	09h00 - 12h00	Centane	Trennery's Hotel	Trennery's Hotel, Qolorha
17-Oct-21	Sunday	09h00 - 12h00	Dwesa	Dwesa Conference Room	Dwesa Nature Reserve
18-Oct-21	Monday	09h00 - 12h00	Coffee Bay	Ocean View Hotel	Ocean View Hotel, Coffee Bay
19-Oct-21	Tuesday	09h00 - 12h00	Mthata	Tnnas Quest House, 3rd Avenue	3rd Avenue, Mthatha
20-Oct-21	Wednesday	09h00 - 12h00	Port St Johns	Eluxolweni Hall	Main Str, Port St Johns
21-Oct-21	Thursday	09h00 - 12h00	Lusikisiki	College of Education Lecture Hall 40	R61 Lusikisiki

Date	Day	Time	Area	Venue	Address
Region 5: KZN					
16-Oct-21	Saturday	09h00 - 12h00	Port Shepstone	Uvongo Town Hall, Crescent road	Crescent Rd, Uvongo, Margate
17-Oct-21	Sunday	09h00 - 12h00	Durban	Point Yacht Club	3 Maritime Place
18-Oct-21	Monday	09h00 - 12h00	Kwadukuza	Kwadukuza Town Hall, King Shaka street,	King Shaka street
19-Oct-21	Tuesday	09h00 - 12h00	Richards Bay	Richards Bay Library, Krugerrand st	Krugerrand street

Date	Day	Time	Area	Venue	Address
Region 6: Interior					
18-Oct-21	Monday	09h00 - 12h00	Pretoria	NG Villieria	571 24th Ave, Pretoria

Date	Day	Time	Area	Link	Meeting ID
Virtual Team					
13-Oct-21	Wednesday	09h00 - 12h00	Hamburg, Port Alfred, Bisho, Queenstown (Border Kei)	https://us02web.zoom.us/j/89027578069	Meeting ID: 890 2757 8069 Dial in: +27 87 551 7702
13-Oct-21	Wednesday	14h00 - 17h00	Jeffreys Bay, Tsitsikamma, Plettenberg Bay, Humansdorp	https://us02web.zoom.us/j/88535737534	Meeting ID: 885 3573 7534 Dial in: +27 87 550 3946
14-Oct-21	Thursday	09h00 - 12h00	Mahikeng Kimberley Bloemfontein Mbombela Polokwane	https://us02web.zoom.us/j/86970872089	Meeting ID: 869 7087 2089 Dial in: +27 87 551 7702
14-Oct-21	Thursday	14h00 - 17h00	Paternoster St Helena Veldrif	https://us02web.zoom.us/j/81083859444	Meeting ID: 810 8385 9444 Dial in: +27 21 426 8190
15-Oct-21	Friday	09h00 - 12h00	Pietermaritzburg Port Edward Mzamba	https://us02web.zoom.us/j/83213399431	Meeting ID: 832 1339 9431 Dial in: +27 21 426 8191
15-Oct-21	Friday	14h00 - 17h00	Sodwana Bay Manguzi	https://us02web.zoom.us/j/84656897757	Meeting ID: 846 5689 7757 Dial in: +27 87 551 7702

2.5. SEIAS Phase 2

The Final Impact Assessment provides a more detailed assessment of the ultimate policy or legislative proposal. It also considers the intended outcomes, costs, benefits, a system for managing appeals that could emerge around the implementation process, consultations with stakeholders, impact assessment to different groups, risks, monitoring and evaluation and impact to the National priorities.

KSUM.

The SEAIS Phase 2 process was conducted on the General Policy and the nine sector specific policies. Sign off certificates were issued by the Presidency and the final SEIAS reports were published on the DFFE website in December 2021.

2.6. Finalisation and Gazetting of Final Policies

After consideration of all the comments received via email, post and by hand by the due date of 25 October 2021, the policies were subjected to a final review. The Minister published the final General Policy and sector specific policies in the Government Gazette No. 45504 of 19 November 2021. The ten policies were also translated from English into Afrikaans, isiXhosa and isiZulu.

3. Application Process

In order to facilitate and streamline the FRAP 2021 application and assessment process, the Department appointed Navayuga InfoTech to develop an online IT solution.

The application process launched on 1 November 2021, when applicants were invited to log on to the online system and create a User Profile. The draft application form was made available for applicants to download in order to familiarise themselves with the information and supporting documentation required.

Support centres were set up at the venues listed in Table 2 below, in order to provide technological equipment (laptop, Wi-Fi, and printer) and support for applicants with limited access to resources. The FRAP Observer was present at all centres. Covid-19 Protocol was strictly observed at all centres.

Table 2: Support Centres for FRAP 2021 applications

No	Area & Centre
1.	Fishery Compliance Office, Port Nolloth
2.	Monitoring & Surveillance Office, Saldanha
3.	Customer Service Centre, Cape Town
4.	Fishery Compliance Office, Hermanus
5.	Fishery Compliance Office, Arniston

KSKM

6.	Research Office, Mossel Bay
7.	Marine Resource Management and MCS Office, East London
8.	Fishery Compliance Office, Port Elizabeth
9.	Fishery Compliance Office, Mzamba, Port Edward
10.	Midmar Environmental Programmes Office, Howick, KZN

The FRAP 2021/22 system opened for applications on 22 November 2021. The closing date for submission of applications was extended from 7 December 2021 until midnight 10 December 2021, as per Government Notice 1566 in Government Gazette No 45573 of 2 December 2021.

Following calls from various industry representatives and fishing associations, on 28 December 2021, Susan Clare Middleton, the Deputy Director-General of the Fisheries Management Branch, by virtue of the delegated powers conferred to her by the Minister of Forestry, Fisheries and the Environment, in terms of Section 79(1) read with Section 18(2) of the Marine Living Resources Act 18 of 1998, re-opened the FRAP online system. The reopening of the Frap online system afforded only registered users and current applicants a further opportunity to resubmit fresh applications and/or to supplement their current applications with outstanding information and/or supporting documentation between 28 December 2021 and 28 January 2022. A Public Notice communicating the reopening of the FRAP online system was released on 27 December 2021.

3.1. Interactive application process

Applicants were able to raise queries during the week (Monday to Friday) between 08h00 and 16h00 by calling and/or emailing the FRAP Call Centre Helpline at (021) 402 FRAP (3727) and FRAPenq2020@dffe.gov.za.

Technical queries relating to the completion of the online application form were directed to Navayuga Information Technology on the tollfree helpline +27 10 500 2323 or by email to frapitsupport@navayugainfotech.com. An additional helpline was opened and an IT specialist was placed at the Branch: Fisheries Management, Foretrust Building, Cape Town to provide assistance and support to applicants.

An independent toll free FRAP Tip-Off Line was established and was available 24/7 from 8 November 2021 for the purposes of reporting unethical behaviour, theft, fraud, or related activities. The FRAP Tip-Off Line number is 0800 203 589 and it will remain operational until all the appeals have been finalised.

4. Assessment and Evaluation

In assessing and allocating commercial fishing rights to applicants in the nine (9) sectors, the Department had to evaluate and assess all applications received. Each application contained detailed information on the applicants' identification and contact details, current and previous involvement in the fishing sector, investment in the fishing sector, performance and compliance history as well as their transformation profile and contribution to the fishery. The required information was to be used to identify the most deserving applicants to be granted fishing rights.

The Minister appointed eight (8) Delegated Authorities with six (6) Assessment Teams comprising of technical and subject experts in fisheries research, fisheries resource management and fisheries monitoring, control and surveillance as well as legal and information technology to assist the Delegated Authority in evaluating the applications. The FRAP Implementer was responsible to provide administrative and secretariat support to each Assessment session and the FRAP Observer was present to observe all the sessions.

A detailed Covid-19 risk mitigation strategy was developed prior to the commencement of the sessions in order to ensure Assessments could continue to run seamlessly in the context of the emergence of a new Covid-19 variant and fourth wave of infections. The preferred option from an efficiency and effectiveness point of view was to hold all sessions in person, however the Department made the necessary contingency plans to shift sessions to virtual or hybrid should the need arise.

4.1. Appointment of the Delegated Authority

The Minister of the Department of Forestry, Fisheries and the Environment, in terms of Section 79 of the Marine Living Resources Act, 1998 (Act No. 18 of 1998), appointed Ms. KSH Morake-

Makhelemele; Director: Aquaculture Technical Services (“the Delegated Authority”) responsible for the allocation of fishing rights in the Hake Longline Sector.

4.2. Applicants

A total of 3430 users were registered on the online system. A total of 3125 applications were initiated and 2473 complete applications were submitted.

Table 3: Summary of Applications received during FRAP 2021

Sector	Number of Applications Initiated/ Generated	Number of Applications Received/ Submitted
Demersal Shark Longline	23	6
Hake Deep-Sea Trawl	233	175
Hake Longline	536	446
KZN Crustacean Trawl	35	16
Small Pelagic (Anchovy)	416	346
Small Pelagic (Sardine)	325	244
South Coast Rock Lobster	122	68
Squid	236	162
Traditional Linefish	941	806
Tuna Pole-Line	258	204

5. Application and Grant of Right Fee

In terms of section 25(1) and (2) of the Marine Living Resources Act, 18 of 1998, the amount for the Application Fee was consulted during the Consultation Period and was determined by the Minister with the concurrence of the Minister of Finance.

The draft schedule of Fees was published with the General Policy on 13 September 2021. After consideration of stakeholder comments and taking into account the prevailing economic environment and the impact of the Covid-19 pandemic on the economy and the livelihoods of South Africans, the Minister decided not to apply the fee increase for applications and the quota (grant of right) fee for the Fishing

Rights Allocation Process of 2021. The fees published in Government Notice No. 1170 in Government Gazette 39451 of 25 November 2015 were applied for the Fishing Rights Allocation Process of 2021/22. Applicants in the Traditional Linefish sector were exempted from paying both the application fee and the Grant of Right fee. The public notice in this regard was released on 18 November 2021.

The application fee for this sector thus remained at R 3 163 and the Grant of Right Fee remained at R 205 per ton. The Grant of Right Fee is payable within 60 days from the date that the right is granted to the successful applicant. Failure to pay Grant of Right Fee within the stipulated time will lead to Section 28 proceedings in terms of the MLRA.

6. Access to Information and Reasons

Every Applicant will receive the following information:

- a. A Notification Letter, informing the applicant of the Delegated Authority's decision, together with the reason for that decision and the manner in which Appeals must be submitted;
- b. Scoresheet indicating the Applicant's Score; and
- c. Access to an electronic copy of the General Published Reasons.

Individual Scoresheets pertaining to other Applicants may be requested in terms of the procedures and provisions of the Promotion of Access to Information Act, 2000 (Act No. 2 of 2000) set out below.

The specific reasons contained in the notification letter to unsuccessful applicants, the scoresheets and the GPR constitute the reasons for the decisions to decline a right in a fishery. Applicants were evaluated and assessed against the exclusionary criteria, balancing criteria and scoresheets for all applicants were generated.

Access to other information, including information pertaining to other applicants will be dealt with in terms of the procedures and provisions of the Promotion of Access to Information Act, 2000 (Act No. 2 of 2000). The prescribed Access to Information Form must be completed and submitted to the Department's Customer Service Centre, Ground Floor, Foretrust Building, Martin Hammerschlag Way, Foreshore, Cape Town or via email at CSCapplications@dffe.gov.za (attention: Deputy Director:

Administration (FRAP)). The application will be assessed in terms of the Promotion of Access to Information Act, 2000 (Act No. 2 of 2000). The prescribed request fee of R 100.00 must be submitted together with the application. Applicants requesting other applicant's information will be charged an access fee in accordance with Fees in respect of Public Bodies published in August 2021. In processing the Requests for Information, the Department will take into consideration the Protection of Personal Information Act, 2013 (Act No. 4 of 2013).

Access will not be granted to any private and confidential information of the applicant in line with PAIA. Access will be granted on request to all other parts of an application (including the annexures) unless the third-party objects, in writing, to the release of specific parts of an application. Objections must be lodged to the Department's Customer Service Centre, Ground Floor, Foretrust Building, Martin Hammerschlag Way, Foreshore, Cape Town or via email at CSCApplications@dffe.gov.za. No information will be released before the date specified in the third-party notification. If access is sought to a part of the form in respect of which an objection was submitted, the request will be determined in accordance with the provisions of PAIA.

Applicants may view the scoresheets used to record the assessment of every application in the fishery at the Department's Offices, Foretrust Building, Martin Hammerschlag Way, Foreshore, Cape Town on the Departments FRAP online system. The viewing appointments will be conducted in line with Covid 19 protocols and regulations. Applicants are thus required to liaise with Natasha Philander via email NPhilander@dffe.gov.za to make an appointment for viewing. Viewing will take place during the period between 04 April 2022 and 22 April 2022 between the hours of 09h00 to 13h00 and 13h30 to 15h30 Monday to Friday excluding public holidays. These documents may be inspected free of charge, but prescribed rates in terms of the Promotion of Access to Information Act, 2000 (Act No. 2 of 2000) (the "PAIA") would apply if copies of documents are requested.

7. Decision Making Process

The Delegated Authority was assisted by the Assessment Team to evaluate all the applications. In summary, the FRAP 2021 assessment involved the following steps:

KSWM

- 7.1. System Enhancement: The Department appointed Navayuga InfoTech to redesign the FRAP Management System to enable applicants to capture their data and submit applications online and to facilitate the analysis of applicants' data across a range of fields, including the form of the applicant, compliance, catch utilization, equity, transformation, job creation and procurement, safe working conditions and vessels. The functionality of the IT system was enhanced to consistently apply the scoring and weighting of detailed criteria and to identify aspects which required special verification and consideration. The Department approved the amendments to the design and development of the system.
- 7.2. Data Validation/Verification: The Delegated Authority was assisted by the Assessment Team to validate/verify data that was provided by each of the applicants. The primary purposes of the validation/verification was to ensure that the data captured by the applicant corresponds with the data in the possession of the Department.
- 7.3. Criteria and weighting design: The Delegated Authority, with the assistance of the Assessment Team, developed detailed criteria and weightings for the purpose of assessing and scoring the applications in each sector.
- 7.4. Assessment: The Assessment Team assisted the Delegated Authority by assessing whether the applications were properly lodged and whether they were materially defective or not and made recommendations for the consideration of the Delegated Authority. The Assessment Team also assessed the information provided in each application and provided comments to the Delegated Authority.
- 7.5. Decision-making: After all applications were evaluated, the Delegated Authority together with the Assessment Team considered the results in respect of each applicant, having regard to the application. If there was any uncertainty regarding the score or the assessment, the Delegated Authority, together with the Assessment Team, re-assessed the application. The Delegated Authority together with the Assessment Team also considered whether the selected criteria and weighting achieved the objectives set for the fishery and, if necessary, adjusted weighting or criteria in order to better achieve the objectives.

CSHM

8. Applicants for fishing rights in 2021

A total of 446 applications were received for the Hake Longline Fishery.

8.1. Criteria

8.1.1. Exclusionary criteria

The following exclusionary criteria were employed:

(a) Step 1: Each application was initially screened to determine whether it was properly lodged.

An application was considered to be improperly lodged and was excluded if:

- i. it was submitted without using the prescribed application form and lodged contrary to the instructions of the Department;
- ii. the applicant is not South African person as defined in the MLRA;
- iii. the application was submitted by a deregistered juristic person;
- iv. the applicant is not Tax Compliant;
- v. the application was not submitted by the applicant or its authorized representative.
- vi. the application was submitted after the set date due date and time;
- vii. the applicant did not pay the prescribed application fee in full and on time;
- viii. Applicant failed to submit a copy of the South African Revenue Services Tax Clearance Certificate;
- ix. Copy of the South African Revenue Services Tax Clearance Certificate not valid;
- x. If the majority shareholder is a Trust which does not have beneficiaries listed on the Trust document;
- xi. The applicant failed to upload a certified copy of a letter on the letterhead of the applicant confirming the appointment of the person as the duly authorised contact person for the applicant including a certified copy of the authorised person Identity document;
- xii. The applicant uploaded a certified copy of a letter on the letterhead of the applicant confirming the appointment of the person as the duly authorised contact person for the applicant including a certified copy of the authorised person Identity document. The person who signed the letter is not a sole owner and they authorised themselves;
- xiii. The letter was not signed by the company's any of the Director or Shareholder;

- xiv. the applicant is not a correct form of entities as stipulated in section 5.1 of the Hake Longline sector specific policy; and/ or
 - xv. the applicant's representative authorized him/herself where the entity has more than one shareholder or Director. Authorisation letters from sole entity owners nominating themselves were considered acceptable.
- (b) Step 2 was to determine whether the application was materially defective. An application was considered to be materially defective if:
- i. the declaration was not signed by the applicant's authorized representative; or
 - ii. more than one application was received from the same applicant for a fishing right in the same sector; or
 - iii. the applicant provided false information and/or misleading information or false documentation; or
 - iv. the applicant failed to disclose material information for the purposes of evaluating the application.
- (c) Step 3 was to determine whether the application was non-compliant. An application is non-compliant if:
- i. the applicant or any of its authorized personnel / representative(s) attempted to improperly influence the Minister or the delegated authority.
 - ii. the applicant or any of its Directors, Trustees, Senior Management, Shareholders or Members (where such shareholding or members interest exceeds 10%) or Skippers has entered into a plea bargain in terms of section 105A of the Criminal Procedure Act, Act 51 of 1977, for a contravention of the MLRA, the regulations, or permit conditions and subjected to sentencing of imprisonment without the option of a fine;
 - iii. the applicant or any of its Directors, Trustees, Senior Management, Shareholders or Members (where such shareholding or members interest exceeds 10%) or Skippers has been convicted in terms of the MLRA or its regulations or permit conditions since the period determined in the Fishery Sector Specific Policies (e.g. an applicant or any of its Directors,

Trustees, Senior Management, Shareholders or Members (where such shareholding or members interest exceeds 10%) or Skippers has been convicted with more than two contraventions and subjected to sentencing exceeding R5000 or imprisonment without an option of the fine);

- iv. the applicant had an asset forfeited to the State for a violation of a provision of the MLRA;
- v. the applicant had a fishing right or permit cancelled or revoked for a period defined in the Fishery Sector Specific Policies. In the event a fishing right or permit has been cancelled or revoked, the decision of the Minister or the Delegated Authority is suspended pending the outcome of the appeal.

(d) Step 4: Applicants were then evaluated to determine if they pose a "paper quota risk" as defined in the General Policy on the Allocation of Fishing Rights: 2021. Applicants who failed to present the documentation required, or who were not or will not be directly involved in the catching, processing or marketing of their fish or who did not apply for a catch permit or land any fish during the period which they held a right were considered to have no serious intention of fully participating in the sector. Applicants who have catching, processing and marketing agreements that do not have duration and/ or are for the entire period of the right, were considered to have no intention of fully participating in the Hake Longline sector. In addition, applicants who did not indicate their intention to land fish by indicating their landing sites were also considered to have no serious intentions of fully participating in the sector. The Delegated Authority decided to exclude all those applicants that pose a "paper quota risk" as paper quotas undermine and circumvent the objectives of the policy.

(e) Step 5: Category A applicants were excluded if they failed to utilize any of their fishing right, during the duration of the commercial fishing right which was granted in LTRAMP 2005.

KSWM

8.1.2. Verification of proper lodgment:

Applications were verified for proper lodgment (criteria listed in Paragraph 8.1.1(a) of this document) using the information provided, and as could be reasonably determined with the available evidence and documentation. An applicant was considered to be Tax Compliant if a South African Revenue Service (SARS) Certificate was valid at the time of submission. The correct and timeous payment of Application Fee, with the correct Reference Number were verified through the Marine Living Resources Fund (MLRF) Bank Statement.

The Delegated Authority noted that there were documents that were improperly commissioned. In cases where the improper commissioning of documents was mainly on the failure of the Commissioner of Oath to indicate the date in which s/he certified the document; the Delegated Authority condoned the submission thereof.

8.1.3. Verification of materially defective applications

Applications were verified against the criteria for materially defective applications (listed in Paragraph 8.1.1(b) of this document), as could be reasonably determined with the available evidence and documentation.

Due to ambiguity in the terminology relating to “authorized contact person” and “authorized representative” in the application form, applications were not excluded if either the “Applicant’s full name” was entered correctly as the name of the applicant entity, or if the name captured in “Details of the person who completed the form” matched the contact person of the duly authorized person in Section 1C. An application was only excluded if the “Applicant’s full name” was not the name of the applicant entity and the name captured in “Details of the person who completed the form” did not match the contact person who is duly authorized in Section 1C. The criterion relating to signature of the form was exclusionary if an application was not signed online by the applicant’s authorized representative. This was only treated as exclusionary if an application was not signed online, as the qualifier relating to the applicant’s authorized representative was confirmed in the paragraph above. Possible confusion may have arisen on the part of applicants as to whether to check “Yes” or “No” in relation to the

signature, as there was nowhere to include an actual signature. Thus, applications were only excluded if neither "Yes" nor "No" were checked in the application form.

8.1.4. Verification of Non-utilization

Category A applicants were assessed on non-utilization of their Hake Longline rights allocated in the previous dispensation. Applicants that failed to utilize their right during the duration which the right was allocated were excluded. Information provided by applicants in relation to catch landed was verified against the Department's catch landing database. Category B and C applicants were not assessed on this aspect.

8.1.5. Balancing Criteria: Previous Right Holders and New Applicants

All applications submitted were scored in terms of a set of balancing criteria ("the balancing criteria") as set out in the General and Sector-Specific policies. The balancing criteria were weighted for purposes of ranking the applicants.

The following criteria were used to score and rank applicants in the Hake Longline sector, namely the Applicant Details and Experience, Form of Applicant, Compliance, Access to a suitable vessel, Submission of catch information, Fishing Performance, Transformation, Job creation, Additional Societal Benefit, Payment of Dividends, and Investment.

Section	Heading	% Weights		
		Category A	Category B	Category C
Section 1	Applicant's details and fishing experience	5	5	20
Section 2	Form of Applicant	10	10	10
Section 3	Compliance	10	10	10
Section 4	Access to a suitable vessel	5	5	5

LSHM

Section 5	Fishing Performance	5	N/A	N/A
Section 6	Transformation	20	25	20
Section 7	Job creation	25	30	25
Section 8	Dividends and Additional Societal Benefit	10	15	10
Section 9	Investment	10	0	0

Table 4: Percentage weights allocated to questions posed to applicants. These percentage weights were considered per Category.

8.2. Assessment

8.2.1. Section 1: Applicant Details

Applicants Details and Fishing Experience

Applicants were not scored for the biographical information (Section 1.1 to Section 1.29). All applicants were scored on their past involvement in the fishing industry i.e. Section 1.30 to Section 1.36 as follows:

- Category A applicants were scored on Sections 1.30, 1.31 and 1.32.
- Category B applicants were scored on Sections 1.33 and 1.34.
- Category C applicants were scored on Sections 1.35 and 1.36.

Sections 1.30, 1.31, 1.32, 1.33, 1.34, 1.35 and 1.36 were scored using the following scale:

Value (Years)	Score
0-4	5
5-8	10
9-12	15
>13	20

CSLMM

8.2.2. Section 2 Form of Applicant

Confirmation of Category designation.

Applicants were assigned categories, based on the following characteristics:

- i. **Category A Applicants** - Applicants who held a right in the Hake Longline between 2005/06 and 2020/21. Applicants who received Hake Longline fishing rights as a result of transfers under Section 21 of the Marine Living Resources Act, 1998 (Act No. 18 of 1998) during the period 2006 – 2020 were also considered under this category.
- ii. **Category B Applicants** - Applicants who did not hold rights in the Hake Longline sector between 2006 and 2020 but who did hold rights in other fishing sector/s during this period, and
- iii. **Category C Applicants** - Applicants who did not hold a right in any fishing sector between 2005/06 and 2020/21.

For the purposes of this allocation and categorization of applications, Fish Processing Establishment and Aquaculture rights were not considered as commercial fishing right. The categories of all application were verified through comparison with the information on the Department's Marine Administrative System (MAST) database. The Delegated Authority also took into consideration, the applicants who held Hake Longline rights for a short period of time as a result of applications for the Transfer of Commercial Fishing Rights of rights in terms of Section 21 of the MLRA being submitted towards the expiration of the right. Those applicants were then categorized as category B (for applicant who held fishing rights in other sectors) or category C (for applicants who have no fishing rights) as they were highly unlikely to be in a position to demonstrate historical involvement and performance into the Hake Longline sector. Applications that were incorrectly categorized by applicants during the application process were subsequently re-categorized into correct categories.

Section 2 questions were used for the purpose of evaluating the history of the Applicant and mapping Applicant relationships within the fishing industry as well as evaluating the Applicant's reliance on the fisheries resource. Section 2.6 was intended to reward applicants that derive in most of their income from the sector being applied for and then those that derive income from the fishery in general. Due to ambiguity of question 2.6, all applicants were scored full points except for those

applicants that that derive percentage of their turnover from other sources within South Africa and from fisheries and other sources outside of South Africa.

Sections 2.6 was scored using the following scale if percentage of turnover was derived from this fisheries being applied for and if percentage of turnover was derived from fisheries within South Africa:

Response	Value (%)	Score
N/A	N/A	10
No	N/A	10
Yes	0-10	10
	11-20	9
	21-30	8
	31-40	7
	41-50	6
	51-60	5
	61-70	4
	71-80	3
	81-90	2
	>90	1

8.2.3. Section 3 Compliance

The Department's Transgression Register were used to identify, where possible, if Directors, Senior Management, Shareholders or Members (where such shareholding or members interest exceeds 10%) and Trustees or Skippers of any applying entities had contravened the Marine Living Resources Act, Act 18 of 1998. Cases that were not finalized were not taken into consideration. Identification numbers of Directors and Shareholders provided in Sections 6.4 and 6.9 of the applications were checked against information extracted from the Department's Transgression Register that takes into account information from the South African Police Services (SAPS) Register on fisheries-related transgressions. Applicants that disclosed their transgressions and were not excluded, they were

scored according to the Fine Scale Range developed, depending on the number and severity of conviction/s.

The Delegated Authority further considered whether the applicant complied fully with other relevant legislation as indicated in the Application Form.

The following scoring criteria were applied to Section 3:

Section	Score
3.1	Not relevant. Score 0 for all applicants.
3.2	<p>No=20.</p> <p>If Yes, exclusionary only if convicted and sentenced to imprisonment without the option of a fine (but not if older than 10 years unless there are multiple similar transgressions). Score 0. Applies to skippers also.</p> <p>If Yes, but not exclusionary, then score from 0-20 depending on number and severity of transgressions. All plea bargains with resulted in a fine of more R8500 were score 0.</p>
3.3	<p>No=20.</p> <p>If Yes, exclusionary only if multiple or of high severity and if resulted in imprisonment without the option of a fine. Score 0. Applies to convictions related to skippers also.</p> <p>If Yes, but not exclusionary, then score from 0-20 depending on number and severity of conviction/s. Fine ranges R100-R500 score 18, R501-R1500 score 16, R1501-R2500 score 14, R2501-R3500 score 12, R3501-R4500 score 10, R4501-R5500 score 8, R5501-R6500 score 6, R6501-R7500 score 4, R7501-R8500 score 2 and fine of more than R8500 score a zero.</p>
3.4	No=20

LSUM

	If Yes, score from 0-20 depending on number and severity of fines. Fine ranges R100-R500 score 18, R501-R1500 score 16, R1501-R2500 score 14, R2501-R3500 score 12, R3501-R4500 score 10, R4501-R5500 score 8, R5501-R6500 score 6, R6501-R7500 score 4, R7501-R8500 score 2 and fine of more than R8500 score a zero.
3.5	Not relevant. Score 0 for all applicants.
3.6	No=20. If Yes, exclusionary. Score 0. Applies to skippers also.
3.7	No=20 If Yes, score from 0-20 depending on number and severity of Section 28 sanctions.

8.2.4. Section 4: Access to a suitable vessel

Consideration was given to the level of access to a suitable vessel indicated by each applicant. The suitability of nominated vessels was evaluated according to the specifications stipulated in the Policy on the Allocation and Management of Fishing Rights in the Hake Longline Fishery: 2021. Where applicants had nominated a vessel that was deemed not to be suitable or was still to be built, the successful applicants will be afforded the opportunity to nominate a suitable vessel.

A suitable vessel in the Hake Longline fishery is defined in the policy as a vessel that is geared to fish using the longline fishing method. Applicants were assessed on whether they have either shares in the nominated vessel, catching agreement, bank guarantee or purchase or reservation agreement. The applicants who submitted a valid (i.e., signed by both parties) Sale of Share with a Share Certificate were deemed to be having valid shares in their nominated vessel which is geared for Longlining and were scored according to the below criteria. The letter from Auditors confirming the Shareholding in the nominated vessel was accepted as the proof vessel ownership. The applicants who submitted both the Share Certificate and the Catching Agreement on the alternative vessel were classified as having vessel ownership in their nominated vessel which is geared for Longlining

Scores were awarded in Section 4 as follows:

KSMM

Criterion	Score
No access to a vessel demonstrated, or no financial commitment made to purchase or build a vessel, or nominated vessel unsuitable	0
Catch agreement or charter agreement with a suitable vessel	5
Purchase agreement or build agreement for a suitable vessel with financial commitment made	5
<50% ownership of a suitable vessel	10
= 50% ownership of a suitable vessel	15
>50% ownership of a suitable vessel	20

The applicants who nominated a Foreign Flagged vessel and showed intentions to acquire such vessel through the submission of signed Offer to Purchase Agreement were scored 5. The applicants who nominated a Foreign Flagged vessel with no intention for Re-Flagging it in South Africa were scored 0. All nominated vessels were checked against the combined IUU list at <https://iuu-vessels.org/>. No matches were found on the nominated vessels.

8.2.5. Section 5 Fishing Performance.

Category A applicants were screened and evaluated on whether they had utilized their rights allocated during the previous rights allocation period in the Hake Longline sector. Category A applicants were screened and evaluated on whether they had utilized their rights allocated during the previous rights allocation period in the Hake Longline sector. Fishing performance was calculated by summing the catches across all the years submitted and dividing that by the sum of the applicant's previous allocation for the same years and multiplying the result by 100 to produce a percentage score. Most category A applicants submitted both their catch and allocation data in kilograms. However, it was noted that the application form only specifies kilograms for the catch and in some instances the applicants' provided allocation in tons and catch values in kilograms or a mixture of kilograms or tons. Some applicants also listed each vessel separately but repeated the full allocation value for each vessel for each year.

A decision was taken to use the official Rights Register to replace the allocation data for a second calculation to cross check the applicant data. The Right Register data was extracted from MAST. The results included some substantial over catches and the scoring matrix was adapted to account for the distribution of the data, as shown in the table below.

Fishing Performance Range (%)	Score
0% - 11%	0
11% - 20%	2
20% - 40%	4
40% - 60%	6
60% - 80%	8
80% - 100%	10
100%- 110%	10
110% - 120%	6
120% - 140%	2
140% & above	0
No data	0

8.2.6. Section 6 Transformation

Transformation was regarded as a key criterion and a number of indices were used to evaluate the various levels of transformation achieved by each applicant. Applicants were rewarded for maintaining and/or improving their ownership profile and employment of black people (as defined in terms of the B-BBEE 53 of 2003 and Codes of Good Practice) women, youth and people living with disabilities between 2005/06 and 2020/21. Points were awarded for employee share schemes, expenditure on corporate social investment, compliance with Employment Equity, affirmative procurement, skills development and enterprise development.

Section 6.3: Calculates the increase in transformation from the start of the right to 2020. A factor is calculated based on the increase or decrease in transformation and a new transformation percentage is calculated this new percentage is scored as below:

KSHM

Min	Max	
0	19	0
20	29	1
30	39	2
40	49	4
50	59	6
60	69	8
70	79	10
≥ 80		12

Section 6.6: Applicants were evaluated for their contributions to Employee Share Scheme. Applicants that did not have Schemes in place or Schemes were not applicable were allocated scores of zero (0). Applicants that had Share Schemes were scored in Section 6.5 as follows:

Percentage	Score
0-10%	1
11-20%	2
21-30%	3
31-40%	4
41-50%	5
51-60%	6
61-70%	7
71-80%	8
81-90%	9
>90%	10

Section 6.7: Applicants were asked to provide information on payments made to Employee Ownership Scheme for five years from 2016-2020. For each year of information provided the applicant scored 2. For each year where no payments were made and/or no information was provided, the applicant scored a zero.

Section 6.10: Applicants were assessed on their wage bill. The percentage contribution of BEE Categories (Race, women, Youth and disability) to the total wages were each calculated. Each percentage per BEEE category were then scored as follows:

Percentage range	Score
No information provided	0
From 0 >= %P < 50	1
From 50 >= %P < 60	2
From 60 >= %P < 70	3
From 70 >= %P < 80	4
From 80 >= %P < 90	5
From 90 >= %P < 100	6

Each score for the four categories were then added to give a final score. The maximum score that could be attained is 24.

Section 6.11: If the applicant answered yes they scored a five. If the applicant answered no, N/A or left it blank they scored a zero

Section 6.14: The applicant was requested to provide what percentage of turnover was used for CSI for three years (2019-2021). If the applicant left this question blank or answered N/A then the applicant scored a zero. For each year, the applicant's percentage was scored as followed:

Percentage range	Score
0% - 0.5%	1
0.51% - 1%	2
> 1%	3

The score for each year was added and a final score was provided. The maximum score is 9 for this section.

LSM

Sections 6.16, 6.17, 6.19, 6.21, 6.23, 6.24 and 6.26: If the applicant answered YES, they were awarded a score of five (5). If the applicant answered NO, N/A or left it blank they were awarded a score of zero (0).

8.2.7. Section 7 Job Creation

Applicants were rewarded for affording their employees substantive benefits in addition to stable basic employment, such as Medical Aid, Pension Funds and Safe working Conditions.

A scoring protocol was developed to score Sections 7.1 and 7.2. The data used was limited to the year 2020. Section 7.1 calculates the permanent jobs per ton which was then normalised by scaling to the maximum value of job per ton and multiplying the result by 100. Section 7.2 calculates the part time jobs per ton in the same way. No changes were made to the scoring tables which were different for the two sections. Rights Registers as contained in the Department's records were used to replace the allocation data for a second calculation to cross check with the applicant data. In both sections - only 1 of the 105 applicants in category A had a score based on submitted allocation data which was higher than the Rights Register score. The decision was taken to standardise on the Rights Register score as those better reflected the performance of the applicants.

In categories B and C, jobs per applicant were normalised by scaling to the maximum value of jobs and multiplying the result by 100. The same scoring matrix applied to the two sections respectively.

8.2.8. Balancing Criteria: Section 8 Dividends and Additional Societal Benefits

Consideration was given to the amount of income tax paid by applicants as well as the annual payment of dividends to shareholders and the percentage of black shareholding. Local economic development and value adding activities were also taken into consideration.

Category A applicants were scored for Section 8.4 following a developed scoring protocol. The benefit value was calculated using the specified formula:

KSAM

$0.55 \times [\text{sum of revenue services}] + 0.3 \times (([\text{average of number of issued shares}] \times [\text{Average of annual average}]) + ([\text{sum of annual dividend}] - [\text{sum of black shareholders}])) + 0.15 \times [\text{sum of black shareholders}]$

The benefit value was then divided by the sum of the allocation over the full period submitted and then normalized by scaling to the maximum benefit value per ton and multiplying the result by 100 to produce a percentage score. The Rights Registers per the Department's records was used to replace the allocation data for a second calculation to cross check the applicant data.

In sections 8.7 and 8.8 applicants were awarded a score based on the port they used to land fish those data were declared in section 8.7 and the port they are intending to use to land fish if the application is successful, those data are recorded in section 8.8. Different ports were assigned scores from 1 to 3. Ports of Cape Town and Durban were assigned score of 1 and all other ports are scored 3.

An applicant is awarded score per year and if multiple ports are used in one year then a port with highest score among the ports used is awarded per year for a maximum of 15 years section 8.7.

In section 8.8 the intended percentage utilisation of each port by applicant is used to calculate their score for the next 15 years. The basic relationship is as follows:

$\text{Score} = [\text{First_Harbour_Points} \times (\text{First_Harbour_Percentage} / 100) \times 15] + [\text{Second_Harbour_Points} \times (\text{Second_Harbour_Percentage} / 100) \times 15] + [\text{Third_Harbour_Point} \times (\text{Third_Harbour_Percentage} / 100) \times 15]$

8.2.9. Section 9 Investment

Consideration was given to the amount applicants have invested in vessels, marketing and fish processing. Investment per ton was calculated as the sum of fixed assets over the financial years 2018-2020 divided by the allocation for the applicant's entire right and then normalised by scaling to the maximum investment per ton and multiplying the result by 100. Section 9.1 was scored for applicants in category A.

KSHM

The Rights Registers per the Department's records was used to replace the allocation data for a second calculation to cross check against the applicant data.

8.3. Applicants involvement and relationship with other applicants

In determining the quantum, company/ies relationships were established by examination of information provided on applicants' directors and shareholders.

9. Allocation of Total Allowable Catch (TAC)

9.1 Allocation of Total Allowable Catch (TAC) across hake sectors

The global Hake TAC for 2022 is currently at 132 154 tons and apportioned as follows:

- a) A by-catch reserve of 553 tons for the mid-water trawl fishery for horse mackerel (the incidental hake by-catch of the horse mackerel allocation). This quantum is deducted from the global hake TAC prior to proportional apportionment is made to the hake directed sub-sectors.
- b) Total directed hake catches be set at: 131 601 tons.

Sector	Percentage	Quantum (t)
Handline	1.8433%	2425.794
Longline	6.5510%	8621.155
Inshore Trawl	6.1790%	8131.601
Offshore Trawl	83.9268%	110448.172
Foreign Fishing	Nil allocation	
Recreational Fishing	Daily bag limit as per approved regulation.	

9.2 Allocation of TAC for Hake Longline sector

In allocating the Hake Longline TAC the principles as stated in section 7.1 of the Hake Longline sector specific policy were taken into consideration. This was done in conjunction with methodology stipulated in section 7.2 of the sector specific policy. This resulted in TAC split amongst categories with a reservation of the TAC for appeals process. Category A was allocated 79.89%, Category B

KSHM

was allocated 3%, Category C was allocated 15% and 2.11% of the Hake Longline TAC was reserved for appeals. In allocation of the quantum to individual successful applicants was done in line with section 7.2 of the sector specific policy. Methodology for such has been outlined further on quantum allocation methodology.

9.3 Methodology for the Allocation of Quantum in the Hake Longline Sector

Quantum was allocated as a percentage of the total Hake Longline TAC.

The following process was followed for allocation of Hake Longline quantum to successful applicants:

Quantum allocation in the Hake Longline considered the broad starting principles as stated in the Policy on the Allocation and Management of Commercial Fishing Rights in the Hake Longline Fishery : 2021 ("HLL Policy: 2021) sector specific policy, mainly an attempt to balance broadening access to the fishery through the introduction of the new entrants against improving the allocation to the smaller Right Holders to facilitate their meaningful participation in the fishery throughout the value chain while attempting to minimize negative impact on the industry.

The adjudication panel used the data provided by the applicants and the official Rights Register to rank the applicants using multiple criteria. The matrix was designed in MS Access which allows tracking of calculations and data updates.

1. The data provided for section 6.3 on ownership was used to calculate the black ownership per ton. The total black ownership was summed, and the sum divided by the sum of the historical allocation for 2006-2020 for Category A applicants.
2. The data provided for section 6.7 on employee share scheme payments was used to calculate payments per ton. The total capital payments disclosed for the previous 5 years were summed and the sum divided by the sum of the historical allocation for 2006-2020 for Category A applicants.
3. The data provided for section 6.10 on employee wages was used to calculate payments per ton. The total wages were summed and divided by the sum of the historical allocation for 2006-2020 for Category A applicants.

KSUM

4. The data provided for section 6.16 on affirmative procurement was used to calculate total payments per ton. The total payments disclosed for the previous 3 years were summed and divided by the sum of the historical allocation for 2006-2020 for Category A applicants.
5. The data provided for section 6.25 on spend on training was used to calculate the total value of training per ton. The total value disclosed for 2019-2021 were summed and the sum divided by the sum of the historical allocation for 2006-2020 for category A applicants.
6. The data provided for section 6.26 on enterprise development was used to calculate total value invested in the sector per ton. The total value disclosed for 2019-2021 were summed and the sum divided by the sum of the historical allocation for 2006-2020 for category A applicants.
7. The data provided for section 7.1 on permanent employment was used to calculate total number of permanent employees for the period requested divided by the sum of the historical allocation for 2006-2020.
8. The data provided for section 7.2 on part time employment was used to calculate total number of part time employees for the period requested divided by the sum of the historical allocation for 2006-2020 for category A applicants.
9. The data provided for section 7.3 on medical aid/support was scored with 1 for yes and 0 for no or not answered.
10. The data provided for section 7.4 on provident funds was scored with 1 for yes and 0 for no or not answered.
11. The data provided for section 8.4 on benefits to society was used to:
 - a. Calculate the tax revenue per ton. The total revenue for 2006-2020 was summed and the sum was divided by the sum of the allocation for 2006-2020 for category A applicants
 - b. Calculate the dividends issued per ton. The annual dividends for 2006-2020 were summed and the sum was divided by the sum of the allocation for 2006-2020 for category A applicants.
 - c. Divide number of issued shares by the maximum value of the issued shares (normalising the data).
12. The data provided for section 9.1 on investments made was used to calculate the land-based investments per ton. The land-based investments for 2017-2021 were summed and the sum was divided by the sum of the allocation for 2006-2020.

K. S. M.

13. The data provided for section 9.4 on the insured Rand value of vessels was used to calculate the vessel investments per ton. The insured Rand value of vessels was divided by the sum of the allocation for 2006-2020 for category A applicants.

This was done within each category and the values for all criteria were calculated using the same method as criteria 11c where the relevant value was normalised within each application. The use of the 2006-2020 total allocation was made consistently across the criteria, to standardise the results. The 15 criteria were then divided by the maximum value of the criteria across the applicants to normalise the data.

Each criterion was then weighted (see table below) and summed to calculate the quantum ranking for each successful applicant.

	Category A	
	Section	weight
Black ownership	6.3	5%
Payment to employee share scheme	6.7	8%
Wage bill to employees	6.1	2%
BEE procurement	6.16	2%
Training to HDI	6.25	5%
Enterprise development spend	6.26	5%
Permanent jobs sustained	7.1	15%
Temporal jobs created	7.2	7%
Presence of medical aid	7.3	6%
Presence of provident fund	7.4	6%
Taxes paid	8.4	17%
Dividends paid to shareholders	8.4	4%
Number of company shares issued	8.4	4%
Land based investment	9.1	9%
Total insured value of vessels	9.4	9%

The successful applications category A applicants were then listed in order of ranking and totalled 67.9% of the previous quantum. The 7 successful category B applicants allocated 3% in total and the 15 successful category C applicants totalled 15%. The remaining 12% was then distributed across category A using ranking which resulted in 79.89%. The remaining 2.11% was reserved for appeals.

KSHM

10. Decision on allocation of fishing rights

It is important to clarify at the outset that while this GPR is final, the allocation of fishing rights is subject to the correctness of the assertions made and information submitted by the applicants and performance reviews. In the light of the lengthy process of finalising the verification process, the Delegated Authority has decided to make her decisions on allocation of fishing rights. The right and/or quantum and/or effort allocated may be reduced or increased, in the manner and circumstances set out in this GPR and after reserved decisions, appeals and reviews have been finalised.

Delegated Authority's decisions on allocation of Hake Longline rights was guided by the "General Policy on the Allocation of Commercial Fishing Rights: 2021"; the "Policy on Allocation and Management of Commercial Fishing Rights in the Hake Longline Fishery: 2021" and the advice provided by several Assessment Team members. The reasons for exclusionary criteria (improper lodgment, material defects and non-utilization) have been dealt within the "General Policy on the Allocation of Commercial Fishing Rights: 2021"; the "Policy on Allocation and Management of Commercial Fishing Rights in the Hake Longline Fishery: 2021". A minimum score of 55% for Category A; 80% Category B, and 70% for Category C on the Balancing Criteria was set to determine the successful applicants. This resulted in 22 new entrants in the Hake Longline sector, i.e. 7 in Category B and 15 in Category C. The table below outlines the outcome.

Category	Excluded	Reserved	Successful	Unsuccessful	Total
A	8	4	64	29	105
B	18	0	7	104	129
C (New entrants)	93	0	15	104	212
Total	119	4	86	237	446

The Delegated Authority decided to reserve 2.11 % of the TAC for the purpose of appeal. If there are further of rights allocated as a result of the appeal process, the reserved TAC of 2.11% should be apportioned to all successful applicant in the Hake Longline, unless the appealing authority decides otherwise.

KSMM

- i. 64 of the 105 Category A applicants were successful and reserved sharing 79.89 % of the TAC.
- ii. 7 of the 129 Category B applicants were successful sharing 3 % of the TAC.
- iii. 15 new entrants (Category C applicants) were granted rights in this sector with a combined TAC of 15 %.

10.1. Transformation

Transformation of the sector was measured as a percentage of the TAC that is held by Historically Disadvantaged Individuals (HDI's).

Table 5: Transformation profile: Previous vs current allocations

	2005/06	2019	2021
Shareholding	LTRAMP		FRAP
Black ¹	84.69 %	84.72	83.33
Female	70.28 %	69.93	55.39
Youth			18.87
People with disabilities			3.76
% TAC owned by Blacks	79.4 %	80.67	83.13

10.2. Appeals

2.11 percent of the Hake Longline TAC was held in reserve until finalisation of the appeals' process. Should the entire 2.11 % not be awarded during the appeals process, the balance would be apportioned pro-rata amongst the successful applicants. The appeals process will open on Monday 29 March 2022 and close on 29 April 2022 at midnight.

¹ The term "Black persons" is defined in terms of the B-BBEE 53 of 2003 and Codes of Good Practice, in which means "Black" means Africans, Coloureds, Chinese and Indians who are citizens of the Republic of South Africa by birth or descent or who became citizens of the Republic of South Africa by naturalisation – a) before 27 April 1994; or b) on or after 27 April 1994 and who would have been entitled to acquire citizenship by naturalisation prior to that date but were precluded from doing so by Apartheid policies.

KSUM

Appeals must be submitted on the FRAP online system (<https://www.frap2021.co.za>) and shall set out all the relevant facts as well as the grounds of appeal and shall be accompanied by any relevant documents. All appellants are required to retain a copy of their original appeals submitted to the Department with proof of submission until the decision of appeals is made. Appeals submitted after the closing date, ie. Friday 29 April 2022 at midnight, shall not be considered.

10.3. Grant of Right Letters

Applicants will receive their scoresheets and Grant of Right letters via the FRAP IT system through email addresses supplied by all Applicants.

10.4. Duration of Fishing Rights

As far as the allocation of quantum is concerned, the Delegated Authority's decisions were informed by the General and sector-specific policy considerations, with particular regard for the need:

- a. to improve the transformation profile of the sector;
- b. to safeguard the Hake Longline resources against substantial reduction in the future; and
- c. to ensure that determined quantum levels are not be exceeded as it will pose a serious risk of longer term reductions in catch and loss incomes and of jobs.

The Hake Longline commercial fishing rights are allocated for a fourteen (14) years and ten (10) months period, starting 1 March 2022 and ending 31 December 2037.

11. Auditing

Rain Chartered Accountants were appointed as process observers for the entire FRAP 2021 process.

12. Forensic investigations

Morar Inc were appointed to conduct *ad hoc* forensic investigations in the case of a tip off, or a specific request from a Delegated Authority.

KSYM

The independent forensic company will investigate the accuracy of information submitted by the applicants. Such verification will take place during and post the fishing rights allocation process. The forensic company will carry out investigations as and when required by the Department. If the applicant is found to have provided false information or false documents or failed to disclose material information, or attempted to influence the Minister or the Delegated Authority, proceedings in terms of Section 28 of the MLRA will be undertaken which may result in the revocation, suspension, cancellation, alteration or reduction of the right held by such an applicant.

13. Communication

Applicants are invited to contact the FRAP Call Centre Helpline during the week (Monday to Friday) between 08h00 and 16h00 at (021) 402 FRAP (3727) or via email at FRAPeng2020@dffe.gov.za should they require assistance in understanding the General Published Reasons



Name: Ms. KSH Morake-Makhelemele

Delegated Authority: Hake Longline

Date: 28/01/2022

Annexure A

List of all applicants in the sector – successful, unsuccessful, excluded, reserved.

Fishing Rights Allocation Process 2021: Final list for Hake Long Line Category A applicants						
No	Application number	Applicant name	Allocated vessel	Score	% allocation	Final decision
1	HLL21001	Balobi Fishing Enterprises (Pty) Ltd	Karin 1	80.60	1.2716	Successful
2	HLL21002	LM Fisheries (Pty) Ltd	Karin 1	78.06	1.4968	Successful
3	HLL21010	Balobi Processors (Pty) Ltd	Sparticus, Karin I	78.51	1.2603	Successful
4	HLL21015	Trawl Investments CC	Sulaiman	58.09	0.6521	Successful
5	HLL21016	Interfish (Pty) Ltd	Karin 1	71.01	2.4178	Successful
6	HLL21023	Malibongwe Fisheries (Pty) Ltd	Shivon	60.17	0.7166	Successful
7	HLL21026	The Cape Peninsula Linefisherman CC	Monnickendam	67.73	0.8827	Successful
8	HLL21037	Nati si Nako Fishing CC	MFV Emerald	61.86	0.4043	Successful
9	HLL21039	Safrika Fishing CC	MFV Emerald	63.24	0.5453	Successful
10	HLL21040	Premier Fishing SA (Pty) Ltd	To Be Nominated	66.77	0.8927	Successful
11	HLL21044	Biz Afrika 131 (Pty) Ltd	Shivon	75.78	2.1668	Successful
12	HLL21051	Combined Fishing Enterprises (Pty) Ltd	Penkop II	66.90	1.0927	Successful
13	HLL21055	Gibbiseps Visserye (Pty) Ltd	Aquilla, Monnickendam	60.85	0.5421	Successful
14	HLL21057	Dyer Eiland Visserye (Edms) Bpk	I Do	72.95	1.2158	Successful
15	HLL21058	Hentiq 1173 (Pty) Ltd	Intini	61.61	0.8595	Successful
16	HLL21097	Impala Fishing (Pty) Ltd	Herman S	69.55	1.3983	Successful
17	HLL21098	Open Circle Projects 1 CC	Olivia Marie, Mary Ann	59.43	0.7051	Successful

KSHM



18	HLL21103	Amaqobela Fishing (Pty) Ltd	Amoria	64.01	0.6722	Successful
19	HLL21107	Vasco Da Gama Fishing CC	Oceana Amethyst	64.83	0.9560	Successful
20	HLL21109	D and H Fisheries CC	Aquilla	59.99	0.9621	Successful
21	HLL21111	FERRO FISHING (Pty) Ltd	Armando	66.88	0.8446	Successful
22	HLL21113	Soundprops 1167 Investments (Pty) Ltd	Emerald	65.36	0.7049	Successful
23	HLL21122	Nalitha Fishing Group (Pty) Ltd	Cape Frio	64.35	5.1244	Successful
24	HLL21129	Westfort Fishing CC	South West Lapwing	60.59	0.5316	Successful
25	HLL21141	Sizabantu Fishing Corporation (Pty) Ltd	Olivia Marie	60.09	0.9351	Successful
26	HLL21146	Ithemba Labantu Fishing (Pty) Ltd	Intini	71.86	0.7181	Successful
27	HLL21154	Saul Cloete & Vennote (Pty) Ltd	Augusta 1	62.09	2.5829	Successful
28	HLL21156	Deus Te Ajude Fishing (Pty) Ltd	Augusta 1	57.71	0.8456	Successful
29	HLL21157	VM Young Visserye Bpk	Penkop II	56.96	0.6956	Successful
30	HLL21173	TTM Fishing (Pty) Ltd	Shivon	69.40	0.8624	Successful
31	HLL21179	AFD Fishing CC	Boloko 1	64.83	0.7645	Successful
32	HLL21182	Heatwave Fishing Corporation (Pty) Ltd	Boloko 1	65.44	0.8467	Successful
33	HLL21183	Faulkner Fishing Enterprises CC	Augusta 1	61.96	0.7799	Successful
34	HLL21188	Ocean Ukhozi Fishing (Pty) Ltd	Olivia Marie	69.28	1.5045	Successful
35	HLL21190	Genuine Fisheries CC	Augusta 1	60.25	0.6266	Successful
36	HLL21191	Masikhule Fishing CC	Boloko 1	66.77	1.0979	Successful
37	HLL21193	Activest Twenty (Pty) Ltd	Olivia Marie	57.32	0.7562	Successful
38	HLL21194	Valortrade 1143 CC	Boloko 1	62.84	0.7403	Successful
39	HLL21205	Finman 213 CC	Monnickendam	60.76	0.4780	Successful
40	HLL21207	Taridor Five CC	Monnickendam	64.85	0.7665	Successful

ESM


41	HLL21211	Titancor Eleven CC	Monnickendam	59.55	0.6446	Successful
42	HLL21223	Intlanzi Fishing (Pty) Ltd	Arizona	71.14	1.4229	Successful
43	HLL21227	African Star Fishing (Pty) Ltd	Armando	60.43	0.6553	Successful
44	HLL21228	Hacky Fishing (Pty) Ltd	Swellendam	65.53	1.1878	Successful
45	HLL21234	Bluefin Holding (Pty) Ltd	Valhalla	66.38	0.6872	Successful
46	HLL21235	Cyrel Burrel Fishing CC	Capt De Sousa, Cristo Rei	63.28	0.9531	Successful
47	HLL21237	Full Deck Investments (Pty) Ltd	Olivia Marie	61.27	1.0980	Successful
48	HLL21241	The Tuna Hake Fishing Corporation Ltd	Abe Shapiro, Capt De Sousa, Staalkop, Ouma, Tiger Fish, Southern Tiger, Tina, Monnikendam	62.55	6.7322	Successful
49	HLL21246	Joenardo Fishing CC	Tina , Abe Shapiro	61.11	0.9624	Successful
50	HLL21256	Humansdorp Community Factory Workers (Pty) Ltd	Shivon	71.64	1.0850	Successful
51	HLL21258	Versatex Trading 249 (Pty) Ltd	Shivon	60.67	1.2283	Successful
52	HLL21268	Algoa Marine Exporters(Pty) Ltd	MFV Highland Queen	57.46	0.8704	Successful
53	HLL21269	J&J Visserye	Cape Frio	55.46	0.5504	Successful
54	HLL21276	Cape Fish Processors (Pty) Ltd	Avril W	69.80	0.9585	Successful
55	HLL21278	Solomons Fishing CC	Monnickendam	63.47	0.7305	Successful
56	HLL21292	Unathi-Wena Fishing CC	Mary Ann, Olivia Marie	72.54	1.0567	Successful
57	HLL21303	Sceptre Fishing (Pty) Ltd	Borderer, Nicolette	67.72	1.2141	Successful
58	HLL21304	Zimele Fishing Enterprises	Olivia Marie	60.60	0.8478	Successful
59	HLL21305	Al-Aman Fishing	Olivia Marie	60.27	0.8514	Successful
60	HLL21307	Ukloba Fishing (Pty) Ltd	Estrela Do Mar	62.06	2.6888	Successful
61	HLL21323	Ulwandle Fishing (Pty) Ltd	Highland Queen	72.65	3.7581	Successful

CSM


62	HLL21334	Pakamani Fishing (Pty) Ltd	Pakamani	64.20	2.3236	Successful
63	HLL21400	Mast Fishing (Pty) Ltd	Shivon	61.37	1.0463	Successful
64	HLL21437	JFP Fishing CC	Kentucky	58.79	0.9212	Successful
65	HLL21042	Rainbow Nation Fishing CC	-	51.24	-	Unsuccessful
66	HLL21052	Alicente Fishing (Pty) Ltd	-	54.98	-	Unsuccessful
67	HLL21069	Pike Rock Fishing Corporation CC	-	53.98	-	Unsuccessful
68	HLL21083	Yellow Star Trading 1154 (Pty) Ltd	-	51.25	-	Unsuccessful
69	HLL21086	Alice Community Fishing Enterprises CC	-	49.56	-	Unsuccessful
70	HLL21096	J-Bay Squid Catches (Pty) Ltd	-	42.96	-	Unsuccessful
71	HLL21101	Kupukani Fishing (Pty) Ltd	-	53.57	-	Unsuccessful
72	HLL21108	Maintenance Fishing CC	-	53.99	-	Unsuccessful
73	HLL21131	Ezabantu Fishing (Pty)Ltd	-	45.21	-	Unsuccessful
74	HLL21160	I Fortune and Crew (Pty) Ltd	-	49.91	-	Unsuccessful
75	HLL21167	Umzamowethu (Oyster Bay) Fishermens Corporation CC	-	51.00	-	Unsuccessful
76	HLL21189	Yeyethu Fishing (Pty) Ltd	-	54.51	-	Unsuccessful
77	HLL21195	Yourtrade 19 CC	-	42.47	-	Unsuccessful
78	HLL21221	Pellsrus Historical Fishing Corporation CC	-	53.10	-	Unsuccessful
79	HLL21238	Petersen's Fishing Enterprises CC	-	52.75	-	Unsuccessful
80	HLL21265	Siyabona Fishing (Pty) Ltd	-	46.73	-	Unsuccessful
81	HLL21302	Scotshe Kloof Fishery CC	-	42.97	-	Unsuccessful
82	HLL21324	Mossel Bay Indigenous Fisherman CC	-	53.55	-	Unsuccessful

KSHM



83	HLL21327	Khulani Fishing (Pty) Ltd	-	52.60	-	Unsuccessful
84	HLL21346	Trade-Off 65 (Pty) Ltd	-	49.62	-	Unsuccessful
85	HLL21353	Rietvlei Fishing CC	-	52.63	-	Unsuccessful
86	HLL21364	Starmark Trading (Pty) Ltd	-	45.39	-	Unsuccessful
87	HLL21379	Bafiaansberg (Pty) Ltd	-	46.82	-	Unsuccessful
88	HLL21414	Henbase 2361 CC	-	43.07	-	Unsuccessful
89	HLL21295	Kusasa Commodities 63 (Pty) Ltd	-	49.13	-	Unsuccessful
90	HLL21335	NPS Agencies CC	-	53.32	-	Unsuccessful
91	HLL21429	Injectrade1100 CC	-	39.80	-	Unsuccessful
92	HLL21438	Laaggety Visserye CC	-	47.54	-	Unsuccessful
93	HLL21440	Reiger Visserye Bpk	-	50.43	-	Unsuccessful
94	HLL21120	Eyethu Fishing (Pty) Ltd	MFV Highland Queen	80.14	-	Reserved
95	HLL21143	SLH Fishers Ltd	Silver Hunter, Olivia Marie	58.92	-	Reserved
96	HLL21148	Carina Fisheries CC	Silver Hunter, Boloko 1	57.70	-	Reserved
97	HLL21151	Carpensis Fishing Industries (Pty) Ltd	Silver Hunter, Augusta 1	60.87	-	Reserved
98	HLL21153	Siyakha Fishing CC	-	54.76	-	Excluded
99	HLL21214	Diablo Trade 113 (Pty) Ltd	-	60.04	-	Excluded
100	HLL21290	Calamari Fishing (Pty) Ltd	-	60.77	-	Excluded
101	HLL21300	Risar Fishing	-	59.87	-	Excluded
102	HLL21312	Pimpano Sixteen CC	-	40.18	-	Excluded
103	HLL21508	V G Newman CC	-	30.55	-	Excluded
104	HLL21525	Govest Eight	-	33.47	-	Excluded
105	HLL21536	Simunye Fishermen CC	-	34.51	-	Excluded

Fishing Rights Allocation Process 2021: Final list for Hake Long Line Category B applicants


No	Application number	Applicant name	Allocated vessel	Score	% allocation	Final decision
1	HLL21004	The Jenny Fishing Enterprises (Pty) Ltd	Karin I	82.46	0.1071	Successful
2	HLL21006	MTV Fishing St Francis Bay (Pty) Ltd	Karin I	80.18	0.2143	Successful
3	HLL21007	GGA Fishing Enterprises (Pty) Ltd	Karin I	82.14	0.3214	Successful
4	HLL21043	West Point Fishing Corporation (Pty) Ltd	Emerald	83.14	0.4286	Successful
5	HLL21085	SeaVuna Fishing Co (Pty) Ltd	To Be Nominated	91.81	0.7500	Successful
6	HLL21142	Atlantis Seafood Products (Pty) Ltd	Pakamani	85.36	0.6429	Successful
7	HLL21308	Gansbaai Marine (Pty) Ltd	Mary Ann	89.25	0.5357	Successful
8	HLL21003	Rustee (Pty) Ltd	-	79.54	-	Unsuccessful
9	HLL21008	El Calamar (Pty) Ltd	-	70.61	-	Unsuccessful
10	HLL21009	Ingwe Emnyama Fishing Enterprises (Pty) Ltd	-	72.91	-	Unsuccessful
11	HLL21025	Spa Fishing (Pty) Ltd	-	61.56	-	Unsuccessful
12	HLL21029	Blue Venture Fishing (Pty) Ltd	-	69.22	-	Unsuccessful
13	HLL21033	JC Fishing CC	-	70.24	-	Unsuccessful
14	HLL21038	Masomelele Fishing (Pty) Ltd	-	62.72	-	Unsuccessful
15	HLL21041	Sinethemba Fishing CC	-	43.60	-	Unsuccessful
16	HLL21045	Ithuba Yethu Fishing (Pty) Ltd	-	53.70	-	Unsuccessful
17	HLL21049	During Visserye Bpk	-	37.32	-	Unsuccessful
18	HLL21053	Batsilva (Pty) Ltd	-	59.15	-	Unsuccessful
19	HLL21054	Trakprops 22 (Pty) Ltd	-	46.98	-	Unsuccessful
20	HLL21059	Ax Fishing (Pty) Ltd	-	61.64	-	Unsuccessful
21	HLL21061	Spring Forest Trading 295 CC	-	33.40	-	Unsuccessful

K. SUM


22	HLL21062	T&N Visserye Bpk	-	30.23	-	Unsuccessful
23	HLL21064	York Point Fisheries CC	-	37.23	-	Unsuccessful
24	HLL21067	Helena Rossouw Fishing CC	-	55.89	-	Unsuccessful
25	HLL21068	Palzet Visserye	-	51.65	-	Unsuccessful
26	HLL21070	Meermin Visserye (Pty) Ltd	-	34.69	-	Unsuccessful
27	HLL21074	Scarlet Dawn Trading 243 CC	-	43.83	-	Unsuccessful
28	HLL21078	Fisherman Fresh CC	-	67.07	-	Unsuccessful
29	HLL21079	Ukuloba Kulungile Investments (Pty) Ltd	-	74.51	-	Unsuccessful
30	HLL21080	Ocean Rocket Fishing CC	-	59.17	-	Unsuccessful
31	HLL21082	Fernandes Fishing CC	-	59.71	-	Unsuccessful
32	HLL21095	Mnajama Trading (Pty) Ltd	-	50.24	-	Unsuccessful
33	HLL21104	Moniz Fisheries (Pty) Ltd	-	61.23	-	Unsuccessful
34	HLL21106	MFV Westerdam (Pty) Ltd	-	63.61	-	Unsuccessful
35	HLL21123	Windhoek Fishing (Pty) Ltd	-	56.33	-	Unsuccessful
36	HLL21124	Douglas H Fishing (Pty) Ltd	-	52.46	-	Unsuccessful
37	HLL21125	Joville Fishing CC	-	57.71	-	Unsuccessful
38	HLL21126	At All Times Fishing (Pty) Ltd	-	62.93	-	Unsuccessful
39	HLL21130	MJM Casula Fishing CC	-	62.64	-	Unsuccessful
40	HLL21132	GSA Ocean Products (Pty) Ltd	-	64.88	-	Unsuccessful
41	HLL21134	Zelpy 2152 (Pty) Ltd	-	63.80	-	Unsuccessful
42	HLL21140	Trade Factor Fifteen (Pty) Ltd	-	61.17	-	Unsuccessful
43	HLL21145	Boventrek Beleggings (Pty) Ltd	-	47.41	-	Unsuccessful
44	HLL21147	Precious Prospect Trading 110 (Pty) Ltd	-	67.79	-	Unsuccessful

KSUN



45	HLL21149	Native Extreme (Pty) Ltd	-	35.80	-	Unsuccessful
46	HLL21150	Jurassic Fishing Industries (Pty) Ltd	-	68.53	-	Unsuccessful
47	HLL21161	Mictel Fishing CC	-	62.02	-	Unsuccessful
48	HLL21163	South West Trawlers CC	-	63.14	-	Unsuccessful
49	HLL21164	Rocket Trading 35 CC	-	60.68	-	Unsuccessful
50	HLL21165	Cape Ithemba Fishing (Pty) Ltd	-	64.14	-	Unsuccessful
51	HLL21169	Trade Factor Sixteen (Pty) Ltd	-	64.01	-	Unsuccessful
52	HLL21185	JNC Fishing (Pty) Ltd	-	64.63	-	Unsuccessful
53	HLL21186	Red Hawk Fishing CC	-	59.30	-	Unsuccessful
54	HLL21192	Ikamvaletu Fishing (Pty) Ltd	-	53.33	-	Unsuccessful
55	HLL21197	Sheatrade 34 CC	-	49.95	-	Unsuccessful
56	HLL21198	Sijubilye Fishing (Pty) Ltd	-	59.97	-	Unsuccessful
57	HLL21200	Mosgus Fishing and Exporters No 1 CC	-	60.11	-	Unsuccessful
58	HLL21201	Balelo and Santos Fishing CC	-	54.95	-	Unsuccessful
59	HLL21213	Penguin Visserye CC	-	55.02	-	Unsuccessful
60	HLL21216	Mount Pleasant Fishing (Pty) Ltd	-	60.82	-	Unsuccessful
61	HLL21219	Radiant Fishing CC	-	57.71	-	Unsuccessful
62	HLL21220	South African Fishing Empowerment Corporation (Pty) Ltd	-	62.72	-	Unsuccessful
63	HLL21226	EW Smith Fishing CC	-	61.26	-	Unsuccessful
64	HLL21233	Sneeuberg Fishing (Pty) Ltd	-	65.02	-	Unsuccessful
65	HLL21236	Dewmist Investments CC	-	64.46	-	Unsuccessful
66	HLL21239	Rooiberg Bay Fishing CC	-	62.31	-	Unsuccessful
67	HLL21243	Via Comdeus Fishing CC	-	54.57	-	Unsuccessful

KSJM


68	HLL21244	Yoluntu Sea Products CC	-	53.49	-	Unsuccessful
69	HLL21245	Dippa Distributors (Pty) Ltd	-	56.84	-	Unsuccessful
70	HLL21249	Finecorp Trading 113 CC	-	42.59	-	Unsuccessful
71	HLL21252	Bayana Bayana Fishing CC	-	67.21	-	Unsuccessful
72	HLL21260	Chetty's Fisheries CC	-	69.40	-	Unsuccessful
73	HLL21261	Mayibuye Fishing (Pty) Ltd	-	78.32	-	Unsuccessful
74	HLL21262	Zimkhitha Fishing (Pty) Ltd	-	68.18	-	Unsuccessful
75	HLL21271	Kalmia Trading 1001 CC	-	70.91	-	Unsuccessful
76	HLL21274	Prima Seevisserye (Pty) Ltd	-	68.46	-	Unsuccessful
77	HLL21277	Ang Jerry Fishing CC	-	55.76	-	Unsuccessful
78	HLL21279	MFV Alberleze Vessel Company (Pty) Ltd	-	63.92	-	Unsuccessful
79	HLL21287	Houtbay Fishermans Widows Association No2	-	65.77	-	Unsuccessful
80	HLL21288	Pelikaan Visserye(Pty) Ltd	-	40.60	-	Unsuccessful
81	HLL21289	Braxton Security Services CC	-	57.84	-	Unsuccessful
82	HLL21310	Sagittarius Fisheries (Pty) Ltd	-	60.18	-	Unsuccessful
83	HLL21315	Trademane (Pty) Ltd	-	62.04	-	Unsuccessful
84	HLL21317	Konsortia Consultancy CC	-	48.70	-	Unsuccessful
85	HLL21330	Isivile Masikhane (Pty) Ltd	-	38.09	-	Unsuccessful
86	HLL21351	The Market Deli (Pty) Ltd	-	34.96	-	Unsuccessful
87	HLL21356	Vicky Rose (Pty) Ltd	-	46.26	-	Unsuccessful
88	HLL21365	Xstinct Trading	-	45.92	-	Unsuccessful
89	HLL21370	Canan Fishing (Pty) Ltd	-	79.71	-	Unsuccessful
90	HLL21371	Nascimento Fishing CC	-	58.37	-	Unsuccessful

KSLAM
[Signature]

91	HLL21372	A Penglides (Pty) Ltd	-	52.19	-	Unsuccessful
92	HLL21378	Afro Fishing Workers (Pty) Ltd	-	41.13	-	Unsuccessful
93	HLL21380	Garies Consolidated Holdings (Pty) Ltd	-	46.04	-	Unsuccessful
94	HLL21390	Biz Afrika 32 (Pty) Ltd	-	53.91	-	Unsuccessful
95	HLL21402	Shazul Trading and Investments	-	41.57	-	Unsuccessful
96	HLL21403	Hawston Seafarms Foundation NPC	-	43.64	-	Unsuccessful
97	HLL21404	Imizamoyethu Fishing (Pty) Ltd	-	59.13	-	Unsuccessful
98	HLL21409	J Engelbrecht Visserye CC	-	42.11	-	Unsuccessful
99	HLL21432	Africa s Best 50 Ltd	-	46.48	-	Unsuccessful
100	HLL21443	Changing Tide 113 (Pty) Ltd	-	60.32	-	Unsuccessful
101	HLL21457	Palm Springs Fishing	-	49.33	-	Unsuccessful
102	HLL21466	Lavender Moon Trading 49 CC	-	43.89	-	Unsuccessful
103	HLL21468	Sevlac Investments No.51 CC	-	59.53	-	Unsuccessful
104	HLL21470	Clipper Fishing CC	-	53.26	-	Unsuccessful
105	HLL21474	Southern Ambition 384	-	38.05	-	Unsuccessful
106	HLL21476	Siyaphuhlisa Trading (Pty) Ltd	-	40.76	-	Unsuccessful
107	HLL21477	Timowize (Pty) Ltd	-	58.95	-	Unsuccessful
108	HLL21480	Moby Dick Fishing Enterprises CC	-	72.64	-	Unsuccessful
109	HLL21493	Marinata Vissersvroue Organisasie CC	-	53.88	-	Unsuccessful
110	HLL21494	Argento Trading 69 CC	-	70.32	-	Unsuccessful
111	HLL21495	Raaff Fisheries CC	-	55.24	-	Unsuccessful
112	HLL21012	EFH Walters Fishing CC	-	42.81	-	Excluded
113	HLL21065	Julies Vissery Bpk	-	31.73	-	Excluded

KSM


114	HLL21072	Jaffa s Bay Fishing CC	-	55.95	-	Excluded
115	HLL21088	Chapmans Seafood Company (Pty) Ltd	-	62.62	-	Excluded
116	HLL21175	Copper Moon Trading 612 (Pty) Ltd	-	74.95	-	Excluded
117	HLL21240	Sibange Fishing (Pty) Ltd	-	54.23	-	Excluded
118	HLL21242	Ukulima Fishing (Pty) Ltd	-	54.07	-	Excluded
119	HLL21253	Valley River Trading 265 CC	-	39.34	-	Excluded
120	HLL21267	Community Workers Fishing Enterprises (Pty) Ltd	-	38.73	-	Excluded
121	HLL21363	Masiyibambe Njalo (Pty) Ltd	-	29.57	-	Excluded
122	HLL21384	Busibenyosi	-	32.66	-	Excluded
123	HLL21385	Silver Solutions 2092 CC	-	50.44	-	Excluded
124	HLL21405	FG Fishing Enterprises	-	44.91	-	Excluded
125	HLL21412	Klipbank Visserye Personeel (Pty) Ltd	-	54.28	-	Excluded
126	HLL21445	BMC Visserye Bpk	-	51.39	-	Excluded
127	HLL21471	Dromedaris Visserye (Pty) Ltd	-	39.83	-	Excluded
128	HLL21503	Marion Dawn Fishing CC	-	41.08	-	Excluded
129	HLL21535	K2015290802 (Pty) Ltd	-	36.05	-	Excluded

Fishing Rights Allocation Process 2021: Final list for Hake Long Line Category C applicants


No	Application number	Applicant name	Allocated vessel	Score	% allocation	Final decision
1	HLL21021	Merca Fishing (Pty) Ltd	Karin I	70.61	0.8750	Successful
2	HLL21030	Biz Afrika 1504 (Pty) Ltd	Ocean Harvest	77.96	1.1250	Successful
3	HLL21094	Zwembesi Farm (Pty) Ltd	I Do	74.46	0.5000	Successful

4	HLL21152	Khanyisile Fishing (Pty) Ltd	Pakamani	82.21	1.7500	Successful
5	HLL21155	Silva Fishing Enterprises (Pty) Ltd	Kariba	74.19	0.1250	Successful
6	HLL21174	Ukuqala Trading CC	Hai Lim No 38	75.42	1.3750	Successful
7	HLL21184	Mossel Bay Fishing (Pty) Ltd	Boloko 1	71.21	0.3750	Successful
8	HLL21196	Live Fish Tanks (East Coast) (Pty) Ltd	Augusta 1	77.45	1.5000	Successful
9	HLL21217	Blue Wave Fish Traders (Pty) Ltd	Wilmag	72.15	1.6250	Successful
10	HLL21251	Izembe Trading 78 CC	Silver Fern, Radiant Star	71.95	0.2500	Successful
11	HLL21270	Imperial Crown Trading 398 (Pty) Ltd	Nicolette	74.75	0.7500	Successful
12	HLL21318	Afro Fishing (Pty) Ltd	Swellendam	79.36	1.8750	Successful
13	HLL21320	Kaytrad Commodities (Pty) Ltd	To Be Nominated	72.64	1.2500	Successful
14	HLL21377	Atlantic Choice Trading (Pty) Ltd	Valhalla	76.04	0.6250	Successful
15	HLL21448	Ibhayi Sea Food Wholesalers	Mary Ann	74.88	1.0000	Successful
16	HLL21011	Mohzeen Trading (Pty) Ltd	-	52.40	-	Unsuccessful
17	HLL21013	MCR Fishing (Pty) Ltd	-	46.12	-	Unsuccessful
18	HLL21017	Uvimba Trading and Supplies (Pty) Ltd	-	69.84	-	Unsuccessful
19	HLL21020	Schooner View Fish Traders (Pty) Ltd	-	69.24	-	Unsuccessful
20	HLL21024	Mamlambo Fishing (Pty) Ltd	-	64.74	-	Unsuccessful
21	HLL21028	G and G Fisheries	-	52.19	-	Unsuccessful
22	HLL21032	Westshore Fishing (Pty) Ltd	-	60.56	-	Unsuccessful
23	HLL21034	Thalassa Investments (Pty) Ltd	-	68.26	-	Unsuccessful
24	HLL21036	Noordbaai Vissers (Pty) Ltd	-	56.05	-	Unsuccessful
25	HLL21047	Witsands Fishing CC	-	55.67	-	Unsuccessful
26	HLL21048	Chinafric Fishing (Pty) Ltd	-	62.13	-	Unsuccessful

KSPM


27	HLL21050	Zaid Mota Enterprises (Pty) Ltd	-	51.60	-	Unsuccessful
28	HLL21060	Agulhas Fishing (Pty) Ltd	-	53.40	-	Unsuccessful
29	HLL21063	Limilo Fishers (Pty) Ltd	-	39.08	-	Unsuccessful
30	HLL21073	Pelagic Trading (Pty) Ltd	-	42.00	-	Unsuccessful
31	HLL21077	La Vie Seafood Products (Pty) Ltd	-	62.65	-	Unsuccessful
32	HLL21084	K2021373964 (South Africa)	-	32.20	-	Unsuccessful
33	HLL21090	Eerste River Womans Fish Packers (Pty) Ltd	-	66.83	-	Unsuccessful
34	HLL21105	Decon foods (Pty) Ltd	-	51.26	-	Unsuccessful
35	HLL21110	Lateral Anchor Brands (Pty) Ltd	-	56.63	-	Unsuccessful
36	HLL21114	Go Fish Enterprises (Pty) Ltd	-	37.78	-	Unsuccessful
37	HLL21115	Dikela Holdings	-	38.62	-	Unsuccessful
38	HLL21117	Prairie Pride Trading CC	-	61.33	-	Unsuccessful
39	HLL21118	Lady's Crop Fishing (Pty) Ltd	-	68.73	-	Unsuccessful
40	HLL21121	Triton Global Fishing (Pty) Ltd	-	48.80	-	Unsuccessful
41	HLL21127	Dormex 149 (Pty) Ltd	-	55.28	-	Unsuccessful
42	HLL21128	A and A Holdings (Pty) Ltd	-	31.31	-	Unsuccessful
43	HLL21135	FNT Enterprises (Pty) Ltd	-	45.50	-	Unsuccessful
44	HLL21136	Ukudoba Marine (Pty) Ltd	-	27.30	-	Unsuccessful
45	HLL21137	Camissa Fishing (Pty)Ltd	-	41.07	-	Unsuccessful
46	HLL21138	Gaia Fishing (Pty) Ltd	-	40.92	-	Unsuccessful
47	HLL21144	Sihlangene Fishing (Pty) Ltd	-	40.83	-	Unsuccessful
48	HLL21159	Sea Spray Marine	-	44.45	-	Unsuccessful
49	HLL21162	BM Fisheries (Pty) Ltd	-	52.61	-	Unsuccessful

50	HLL21166	Tutibiz (Pty) Ltd	-	57.54	-	Unsuccessful
51	HLL21168	Buccaneer Fishing (Pty) Ltd	-	56.97	-	Unsuccessful
52	HLL21177	Nelson The Seagull (Pty) Ltd	-	54.51	-	Unsuccessful
53	HLL21178	Kan Trading (Pty) Ltd	-	58.70	-	Unsuccessful
54	HLL21180	EMS Fishing (Pty) Ltd	-	56.76	-	Unsuccessful
55	HLL21181	J and B Fishing Co (Pty) Ltd	-	62.26	-	Unsuccessful
56	HLL21187	Costa And Van Wyk Enterprises (Pty) Ltd	-	51.46	-	Unsuccessful
57	HLL21203	Meatrite Goodwood (Pty) Ltd	-	45.16	-	Unsuccessful
58	HLL21204	African Community Fishing (Pty) Ltd	-	53.02	-	Unsuccessful
59	HLL21206	Nontozikhoyo General Trading (Pty) Ltd	-	48.74	-	Unsuccessful
60	HLL21208	Singamandla Bafazi Fishing (Pty) Ltd	-	47.84	-	Unsuccessful
61	HLL21210	CSW Fish Processing (Pty) Ltd	-	54.03	-	Unsuccessful
62	HLL21212	Dyanti Fishing (Pty) Ltd	-	44.70	-	Unsuccessful
63	HLL21215	Misty Sea Trading 350 (Pty) Ltd	-	51.92	-	Unsuccessful
64	HLL21218	Lilitha and Lubanzi Enterprises (Pty) Ltd	-	50.94	-	Unsuccessful
65	HLL21222	Inkululeko Fishing CC	-	47.33	-	Unsuccessful
66	HLL21224	Mnatha Marine Technologies (Pty) Ltd	-	68.83	-	Unsuccessful
67	HLL21231	K2021902901 (South Africa) (Pty) Ltd	-	35.75	-	Unsuccessful
68	HLL21247	Dried Ocean Products (Pty) Ltd	-	67.35	-	Unsuccessful
69	HLL21254	Amaza Fishing (Pty) Ltd	-	59.37	-	Unsuccessful
70	HLL21259	West Coast Ranch Projects and Consulting (Pty) Ltd	-	39.78	-	Unsuccessful
71	HLL21264	Umnatha Fishing (Pty) Ltd	-	35.73	-	Unsuccessful


KSUM


72	HLL21272	Ithemba Labantu Investments (Pty) Ltd	-	63.20	-	Unsuccessful
73	HLL21281	Turquoise Fishing (Pty) Ltd	-	49.45	-	Unsuccessful
74	HLL21284	Sunshine Brand Solutions (Pty) Ltd	-	41.53	-	Unsuccessful
75	HLL21286	BHH Ukuloba Fishing (Pty) Ltd	-	49.97	-	Unsuccessful
76	HLL21306	Southmen Fishing	-	27.95	-	Unsuccessful
77	HLL21313	Greenfish Traders CC	-	48.61	-	Unsuccessful
78	HLL21328	Borderline Industries (Pty) Ltd	-	35.08	-	Unsuccessful
79	HLL21332	Premium Seafood International (Pty) Ltd	-	59.57	-	Unsuccessful
80	HLL21336	Iliso Fishing (Pty) Ltd	-	28.95	-	Unsuccessful
81	HLL21337	Hawson Sea Mountain (Pty) Ltd	-	42.95	-	Unsuccessful
82	HLL21338	Aasbank Fishing (Pty) Ltd	-	42.09	-	Unsuccessful
83	HLL21339	Shonalanga Fisheries CC	-	59.50	-	Unsuccessful
84	HLL21340	Elethu Fishing (Pty) Ltd	-	43.95	-	Unsuccessful
85	HLL21341	Ingomso Fishing (Pty) Ltd	-	34.45	-	Unsuccessful
86	HLL21344	Fisher Women Born By The Sea (Pty) Ltd	-	41.19	-	Unsuccessful
87	HLL21345	Sea Fever Fishing (Pty) Ltd	-	34.34	-	Unsuccessful
88	HLL21347	Your style Fashions and Homeware (Pty) Ltd	-	47.28	-	Unsuccessful
89	HLL21348	Castle Hill Fishing Company (Pty) Ltd	-	48.06	-	Unsuccessful
90	HLL21349	Joadem Fishing (Pty) Ltd	-	56.81	-	Unsuccessful
91	HLL21355	Masmanyane Fishing (Pty) Ltd	-	57.14	-	Unsuccessful
92	HLL21393	Kholwa Fishing (Pty) Ltd	-	47.15	-	Unsuccessful
93	HLL21396	Capensis Fishing (Pty) Ltd	-	43.94	-	Unsuccessful

94	HLL21401	Oppikaai Restaurant (Pty)Ltd	-	36.60	-	Unsuccessful
95	HLL21425	TCB Fishing Enterprises (Pty) Ltd	-	34.28	-	Unsuccessful
96	HLL21428	Palm Coast Brand (Pty) Ltd	-	44.03	-	Unsuccessful
97	HLL21446	JDN Consulting (Pty) Ltd	-	33.36	-	Unsuccessful
98	HLL21447	M and C Fishing Trawlers (Pty) Ltd	-	41.78	-	Unsuccessful
99	HLL21452	Sea Side Fishing (Pty) /Ltd	-	46.36	-	Unsuccessful
100	HLL21459	Improcare134	-	54.50	-	Unsuccessful
101	HLL21467	Ocean Secret (Pty) Ltd	-	43.02	-	Unsuccessful
102	HLL21486	Spot-On Deals Fourty One CC	-	60.98	-	Unsuccessful
103	HLL21499	Shark Diving Gansbaai CC	-	58.55	-	Unsuccessful
104	HLL21524	Al-Haadi Trading 300 CC	-	28.44	-	Unsuccessful
105	HLL21534	Speed Track Trading 3009 CC	-	51.57	-	Unsuccessful
106	HLL21005	CBM Fishing (Pty) Ltd	-	35.03	-	Excluded
107	HLL21018	Fishermen Community of Sea Vista (Pty) Ltd	-	66.15	-	Excluded
108	HLL21019	Iqhawe Fishing (Pty) Ltd	-	66.13	-	Excluded
109	HLL21022	Amagqawe Aselwandle (Pty) Ltd	-	67.43	-	Excluded
110	HLL21046	B and J Online Solutions (Pty) Ltd	-	52.60	-	Excluded
111	HLL21066	RSI Trading (Pty) Ltd	-	42.11	-	Excluded
112	HLL21087	Blinix Trading CC	-	47.49	-	Excluded
113	HLL21092	Fiskorn CC	-	62.94	-	Excluded
114	HLL21093	Mnyameni Fishers CC	-	39.58	-	Excluded
115	HLL21099	Madikizela Fishing (Pty) Ltd	-	37.53	-	Excluded
116	HLL21100	Ulwandle Lwethu Fishing CC	-	36.28	-	Excluded

CSM


117	HLL21199	Harrys Bay Marine (Pty) Ltd	-	48.28	-	Excluded
118	HLL21202	The Network of Training Cape	-	59.81	-	Excluded
119	HLL21250	Empuma Fishing SA (Pty) Ltd	-	44.24	-	Excluded
120	HLL21263	Hook and Line Fresh (Pty) Ltd	-	47.25	-	Excluded
121	HLL21280	Benguela Fish Shop (Pty) Ltd	-	52.20	-	Excluded
122	HLL21283	Bikutula Fishign Enterprises Ltd	-	41.20	-	Excluded
123	HLL21293	Global Management Services (Pty) Ltd	-	52.76	-	Excluded
124	HLL21294	PJF Marine CC	-	52.90	-	Excluded
125	HLL21296	Business Compliance Advisors (Pty) Ltd	-	58.73	-	Excluded
126	HLL21297	PJFCA (Pty) Ltd	-	51.86	-	Excluded
127	HLL21298	Marine Empowerment (Pty) Ltd	-	53.73	-	Excluded
128	HLL21301	Batshwasi Fishing and Trawling (Pty) Ltd	-	27.28	-	Excluded
129	HLL21319	Incushe Fishing CC	-	49.12	-	Excluded
130	HLL21322	Genisis Fishing (Pty) Ltd	-	42.61	-	Excluded
131	HLL21325	Mermaids LL Fishing Company (Pty) Ltd	-	51.20	-	Excluded
132	HLL21326	Oppibal Trading and Investments (Pty) Ltd	-	46.39	-	Excluded
133	HLL21329	Struisbaai Visservereniging	-	53.95	-	Unsuccessful
134	HLL21333	Xcot (Pty) Ltd	-	57.31	-	Excluded
135	HLL21342	Mustang Fishing (Pty) Ltd	-	41.70	-	Excluded
136	HLL21350	Abathwa 111 (Pty) Ltd	-	29.84	-	Excluded
137	HLL21352	Allied Fishing (Pty) Ltd	-	51.17	-	Excluded
138	HLL21357	Guriqua Xam Development Corporation (Pty) Ltd	-	37.28	-	Unsuccessful

RSAM



139	HLL21358	ERN Logistics	-	44.28	-	Excluded
140	HLL21359	Bellaria Fishing (Pty) Ltd	-	48.62	-	Unsuccessful
141	HLL21360	Kerrykeel Investments 518 (Pty) Ltd	-	45.20	-	Excluded
142	HLL21366	mvinjane fisheries (Pty) Ltd	-	46.28	-	Excluded
143	HLL21368	Coerts North West Trading Co-Operative Limited	-	28.15	-	Excluded
144	HLL21369	Monkghe Fishing (Pty) Ltd	-	35.78	-	Excluded
145	HLL21375	Shamode Trading and Investments (Pty) Ltd	-	35.83	-	Excluded
146	HLL21381	Ngoza Fishing (Pty) Ltd	-	25.53	-	Excluded
147	HLL21382	Piscium Fishing (Pty) Ltd	-	49.92	-	Excluded
148	HLL21383	Jaymat Enviro Solutions CC	-	42.78	-	Excluded
149	HLL21386	Cape Agulhas Marine (Pty) Ltd	-	43.95	-	Excluded
150	HLL21389	Eumar Fishing (Pty) Ltd	-	34.78	-	Unsuccessful
151	HLL21391	Tahiti Fishing (Pty) Ltd	-	47.45	-	Unsuccessful
152	HLL21392	Sereteng Fishing CC	-	34.97	-	Excluded
153	HLL21394	Atlantic Fishing Trawlers (Pty) Ltd	-	40.95	-	Excluded
154	HLL21397	Eastcoast Trawling Division (Pty) Ltd	-	43.70	-	Excluded
155	HLL21398	Kumkan Fishing (Pty) Ltd	-	43.12	-	Unsuccessful
156	HLL21406	Lufra Traders (Pty) Ltd	-	36.53	-	Excluded
157	HLL21407	Legacy Fishing (Pty) Ltd	-	41.11	-	Excluded
158	HLL21408	Tubby Transport (Pty) Ltd	-	46.03	-	Excluded
159	HLL21410	Coastal Trawlers (Pty) Ltd	-	31.28	-	Excluded
160	HLL21413	Die Lighuis Vissers Vroue (Pty) Ltd	-	33.03	-	Unsuccessful

KSHM


161	HLL21416	Walleys Transport	-	40.29	-	Excluded
162	HLL21417	Siphumelele fishing (Pty) Ltd	-	28.11	-	Excluded
163	HLL21418	Ceboletu Fishing (Pty) Ltd	-	41.78	-	Excluded
164	HLL21419	Bayete Fishing (Pty) Ltd	-	42.69	-	Excluded
165	HLL21420	Seagull Zone (Pty) Ltd	-	41.44	-	Excluded
166	HLL21422	Jua Fisheries	-	44.49	-	Excluded
167	HLL21423	Olegado Holdings (Pty) Ltd	-	27.36	-	Excluded
168	HLL21424	Ezantsi Emanzini	-	35.28	-	Excluded
169	HLL21426	Jamalies Take Outs (Pty) Ltd	-	33.19	-	Unsuccessful
170	HLL21430	Ukuloba Pescar Fishing Enterprise Pty (Ltd)	-	38.69	-	Unsuccessful
171	HLL21433	Seeweg Visserye (Pty) Ltd	-	42.86	-	Excluded
172	HLL21436	Calunus (Pty) Ltd	-	29.78	-	Excluded
173	HLL21439	Delmar Marine (Pty) Ltd	-	47.53	-	Unsuccessful
174	HLL21441	Elecmatix General	-	26.11	-	Excluded
175	HLL21450	Shopmate Fish Traders CC	-	40.89	-	Excluded
176	HLL21451	Fishers KB Four (Pty) Ltd	-	45.68	-	Excluded
177	HLL21453	Yanginkosi (Pty) Ltd	-	29.78	-	Excluded
178	HLL21454	Hout bay Standtloppers	-	42.36	-	Excluded
179	HLL21456	Zanozuko Fishing	-	39.33	-	Excluded
180	HLL21458	Intsikayabafazi Fishing Company	-	32.25	-	Unsuccessful
181	HLL21460	Hangberg Aboriginal Combined Fishers Boatyard (Pty) Ltd	-	38.86	-	Excluded
182	HLL21464	Khanyisani Fishing (Pty) Ltd	-	32.36	-	Excluded

KSUM
[Signature]

183	HLL21465	Valotype 76 CC	-	31.05	-	Excluded
184	HLL21469	Siyacela Fishing (Pty) Ltd	-	27.36	-	Excluded
185	HLL21473	Cedestial Enterprises	-	41.11	-	Excluded
186	HLL21478	South Eastern Fishing (Pty) Ltd	-	28.75	-	Excluded
187	HLL21482	Amiable 8 Trading (Pty) Ltd	-	28.11	-	Excluded
188	HLL21484	Ngokholo Construction and Cleaning and Security	-	31.88	-	Excluded
189	HLL21485	Sej Industries (Pty) Ltd	-	29.34	-	Excluded
190	HLL21487	Buffeljagsbaai Projects (Pty) Ltd	-	40.53	-	Excluded
191	HLL21488	Sive Mbontsi	-	31.11	-	Excluded
192	HLL21490	Fish Finder Services (Pty) Ltd	-	28.91	-	Excluded
193	HLL21491	K2019388407 (Pty) Ltd	-	29.36	-	Excluded
194	HLL21492	Smart Constructive Solutions (Pty) Ltd	-	42.36	-	Excluded
195	HLL21497	Gansbaai Abalone	-	54.72	-	Unsuccessful
196	HLL21498	Pearly Beach Fisheries	-	55.50	-	Unsuccessful
197	HLL21501	Elinye Iy Fishing Primary Co-Operative Limited	-	28.61	-	Excluded
198	HLL21502	Challenger Fisheries (Pty) Ltd	-	43.03	-	Excluded
199	HLL21505	Phambile Makhosikazi (Pty) Ltd	-	27.28	-	Excluded
200	HLL21507	Sisonke Iy Fishing Co-Operative Limited	-	28.61	-	Excluded
201	HLL21510	RP Williams (Pty) Ltd	-	26.11	-	Excluded
202	HLL21513	Thukela Yi Fishing Co-Operative Limited	-	28.61	-	Excluded
203	HLL21514	Reliable Fishing (Pty) Ltd	-	37.36	-	Excluded
204	HLL21516	Bhotani Group CC	-	33.58	-	Excluded

KSUM


205	HLL21517	2021/985500/07	-	27.36	-	Excluded
206	HLL21519	Zuludash Group (Pty) Ltd	-	26.11	-	Excluded
207	HLL21520	Cutlass Fishing (Pty) Ltd	-	38.41	-	Excluded
208	HLL21526	Seafreeze Fishing (Pty) Ltd	-	38.04	-	Unsuccessful
209	HLL21527	SHQ Holdings	-	26.78	-	Excluded
210	HLL21529	Mzansi Afrika Fishing	-	33.11	-	Excluded
211	HLL21530	Al Andalus Marine Investments	-	29.91	-	Excluded
212	HLL21533	Beyond Fishing (Pty) Ltd	-	40.54	-	Excluded