

**2024 Intermediate Class Offerings** – all intermediate classes require participants to have completed a beginning Fabric 101 course with instructor. Instructor reserves the right to determine who qualifies for the intermediate course.

1. **Background and Fills Fabric Painting:** Using coloring tools such as inks, paint, acrylic markers and dyes; learn how to color your colored embroidered works' background fabric to complement your artwork. Tools include (but not limited to): Dye-Na-Flow, Tsukineko Inks, Arteza Fabric Paints & Acrylic markers, Inktense Blocks; dry and wet pigment paint concentrates. The class will also use alternatives to brushes such as cotton balls, sponges and makeup brushes. Practice blocks and all the tools necessary to participate in this class will be provided and included in the cost of the class. Finally, we will discuss how to treat your block as an applique. Class fee: \$65

Sample background pictures below using some of the techniques that will be taught in this class: The Owl has a pale background with a deeper halo around the owl; the church scene uses wet on wet painting techniques for the sky; the background of the butterfly uses shapes and acrylic markers to create patterned backgrounds, and the Dogs in the Wagon block uses sprayed fabric medium to achieve a light sky and ground effect.






2. **Coloring on Dark Fabric (Butterfly):** coloring on dark fabric uses completely different tools versus coloring on white fabric. In this class, Karly Porter's butterfly will be stitched on 16 x 16 inch black cotton sateen and colored with metallic paints and markers. Students may indicate in advance what color they would prefer for their butterfly and all attempts will be made to accommodate requests. All supplies are included in class fee. Class fee: \$65.00. Bling kits will be available separately. If students prefer to pay for the long arm version, the additional cost will be \$100.00.



Two pictures above are long arm versions




These pictures are embroidery versions; plain, partially colored and fully colored with bling.








3. **Coloring on Dark Fabric (Any of the current Pumpkins listed in Online Shop or Fall-Halloween Cat or a block selected by students and approved by instructor):** coloring on dark fabric uses completely different tools versus coloring on white fabric. In this class, depending on the block chosen, the block will be stitched on 16 x 16 inch black cotton sateen and colored with a variety of opaque coloring tools such as acrylic markers, opaque fabric paint and metallic paints. All supplies are included in class fee. Class fee: \$60.00





4. **Coloring Landscape Scenes:** These landscape scenes by Embroidery Library offer the best opportunity to practice coloring with a wide range of tools such as Inktense pencils, watercolor pencils, fabric paints and creating/using tinted fabric medium in large areas. Students will choose their landscape scene before class – it does not matter which one is chosen – any of the blocks can be taught simultaneously as they all use similar tools. The blocks are stitched on 12 x 12 inch cotton sateen Class fee: \$50.00

























5. Large Landscape Scene: Fall Reflections Block from Embroidery Library. Similar to the landscape scenes above, this 16 x 16 inch block is colored with a wide range of tools such as Inktense pencils, watercolor pencils, fabric paints and creating/using tinted fabric medium in large areas. Class fee: \$55.00



6. **Lecture:** Discussion and demo of the topics above. Lecture is usually 45 – 60 minutes long. Samples of each type of process will be used in the lecture. Lecture fee: \$375.00 plus travel expenses.