Peacock in Circle – DTF Design on Cotton Sateen Coloring Charts And Instructions

Peacock in Circle Paint Colors				
ProChem Pearl - 2 oz	**Price**		**Jacquard Lumiere - 2 oz**	**Price**
Jade Green	$ 4.44		Bright Gold	$ 5.99
Peacock (now Teal Blue)	$ 4.44		Sunset Gold	$ 5.99
Hunter Green	$ 4.44		Burnt Orange	$ 5.99
Basil	$ 4.44		Turquoise	$ 5.99
Brilliant Violet	$ 4.44		Blue	$ 5.99
True Blue	$ 4.44		Blueshift Green	$ 5.99
Pearl White	$ 4.44		Burnt Orange	$ 5.99
Subtotal	$ 31.08		Citrine	$ 5.99
Inktense Pencils used				
Deep Blue	$ 2.00		Subtotal	$ 47.92
Peacock Blue	$ 2.00			
Iris Blue	$ 2.00		**Fabrico Markers**	
Malibu	$ 2.00		Midnight Blue	$ 4.50
Lime Green	$ 2.00		Tropical Lagoon	$ 4.50
Felt Green	$ 2.00		Cerulean Blue	$ 4.50
Nightshade	$ 2.00			
Subtotal	$ 14.00		Subtotal	$ 13.50
Total Cost of Peacock Colors Before Tax and Shipping	$ 106.50			

Peacock Color Key Code	
1	Jade Green
2	Teal Blue
3	Hunter Green
4	Basil
5	Brilliant Violet
6	True Blue
7	Pearl White
8	Bright Gold
9	Sunset Gold
10	Turquoise
11	Blue Pearl
12	Blueshift Green
13	Deep Blue
14	Peacock Blue
15	Iris Blue
16	Malibu
17	Lime Green
18	Felt Green
19	Nightshade
20	Midnight Blue
21	Tropical Lagoon
22	Cerulean Blue
23	Burnt Orange
24	Citrine

This design is 22 inches in Diameter. The list of paints And colors are a bit redundant But this allows the user to choose which tool works best for the color choices. In coloring this design, all colors listed were used.

Where to buy the list of paints/colors:

ProChem Paint:
https://prochemicalanddye.com/pearlescent/

Inktense Pencils and Jacquard Lumiere:

https://www.dickblick.com

Fabrico Markers:

www.dharmatrading.com

Pro Chemical and Dye also carries Fabrico Markers

Practice Sheet – can be used
To audit colors before applying
To design on fabric



Peacock Color Key Code	
1	Jade Green
2	Teal Blue
3	Hunter Green
4	Basil
5	Brilliant Violet
6	True Blue
7	Pearl White
8	Bright Gold
9	Sunset Gold
10	Turquoise
11	Blue Pearl
12	Blueshift Green
13	Deep Blue
14	Peacock Blue
15	Iris Blue
16	Malibu
17	Lime Green
18	Felt Green
19	Nightshade
20	Midnight Blue
21	Tropical Lagoon
22	Cerulean Blue
23	Burnt Orange



Use #19 on all the bits on the outside circle edge

All small bands around feathers are painted
With #8. If you want to lighten some of the colors
For shading, mix # 7 with any color.

Peacock Color Key Code	
1	Jade Green
2	Teal Blue
3	Hunter Green
4	Basil
5	Brilliant Violet
6	True Blue
7	Pearl White
8	Bright Gold
9	Sunset Gold
10	Turquoise
11	Blue Pearl
12	Blueshift Green
13	Deep Blue
14	Peacock Blue
15	Iris Blue
16	Malibu
17	Lime Green
18	Felt Green
19	Nightshade
20	Midnight Blue
21	Tropical Lagoon
22	Cerulean Blue
23	Burnt Orange
24	Citrine



Use color 24 in the feathers behind and around the peacock's body.
Use color 9 on the tips of the feathers after coloring with #24.

Peacock Color Key Code	
1	Jade Green
2	Teal Blue
3	Hunter Green
4	Basil
5	Brilliant Violet
6	True Blue
7	Pearl White
8	Bright Gold
9	Sunset Gold
10	Turquoise
11	Blue Pearl
12	Blueshift Green
13	Deep Blue
14	Peacock Blue
15	Iris Blue
16	Malibu
17	Lime Green
18	Felt Green
19	Nightshade
20	Midnight Blue
21	Tropical Lagoon
22	Cerulean Blue
23	Burnt Orange

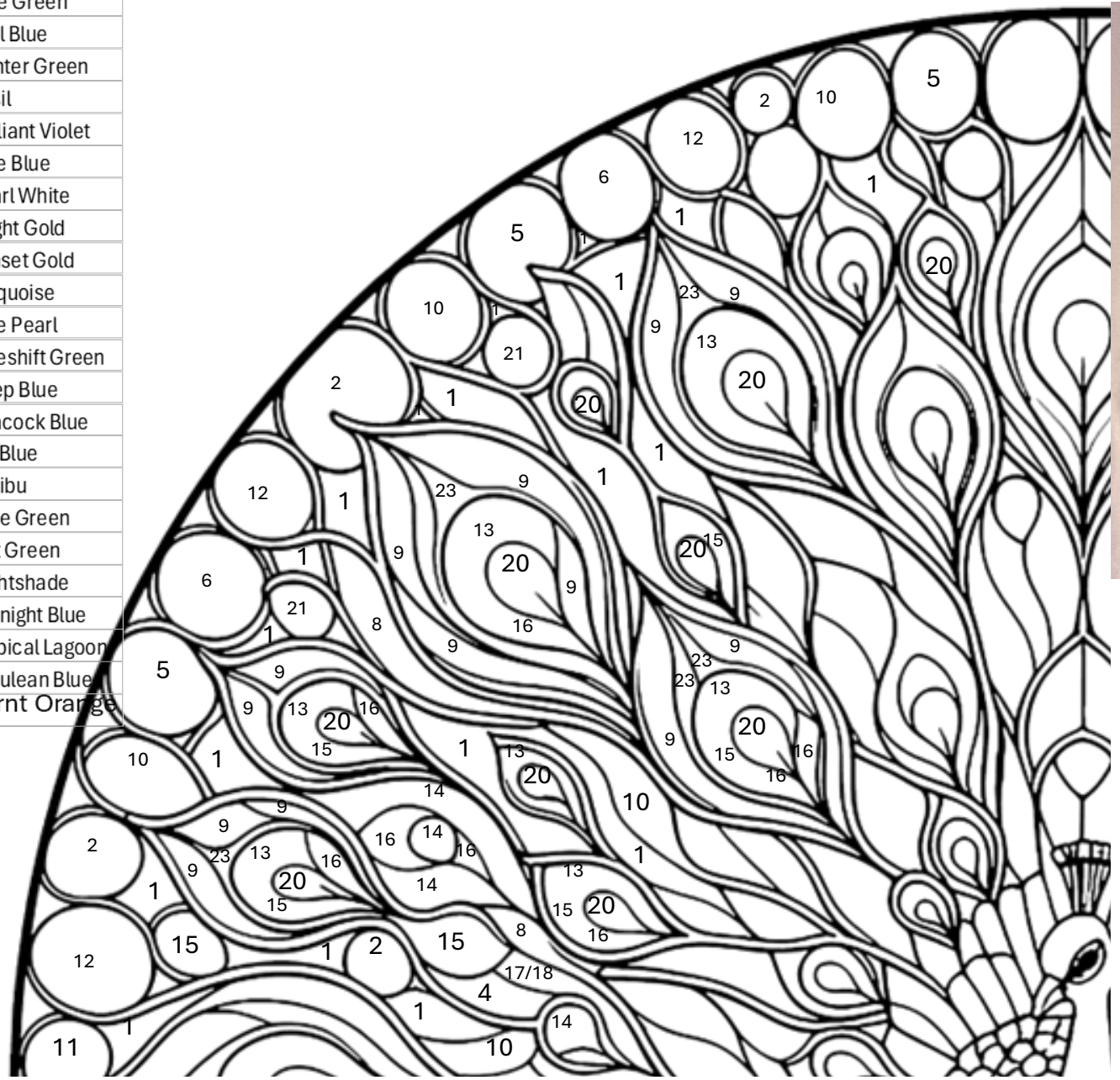

Peacock Color Key Code	
1	Jade Green
2	Teal Blue
3	Hunter Green
4	Basil
5	Brilliant Violet
6	True Blue
7	Pearl White
8	Bright Gold
9	Sunset Gold
10	Turquoise
11	Blue Pearl
12	Blueshift Green
13	Deep Blue
14	Peacock Blue
15	Iris Blue
16	Malibu
17	Lime Green
18	Felt Green
19	Nightshade
20	Midnight Blue
21	Tropical Lagoon
22	Cerulean Blue
23	Burnt Orange



Refer to the Center Section Chart
For all the colors around the Peacock
Body. Repeat color from left side for the right side.
Use the following sequence of colors
For the round designs on the outer edge:
5, 6, 12, 2, 10. You may have to adjust the
Series as you color to fit all colors sequentially.