



ACCESS



ENGAGEMENT



SUCCESS

The Center for Distance Education Research

**A PROFILE OF PENNSYLVANIA HIGHER
EDUCATION ENROLLMENTS
UTILIZING 2018 IPEDS DATA**

PROFILE OF PENNSYLVANIA HIGHER EDUCATION ENROLLMENTS ²

Analysis of the 2018 IPEDS Data Set

◆ DEGREE-GRANTING INSTITUTIONS

A profile of degree-granting institutions in the state.

◆ FALL 2018 DISTANCE EDUCATION

Overview of distance education enrollments by undergraduate and graduate students and a summary of academic programs offered via distance education.

◆ HISTORICAL ENROLLMENTS

Comparison of fall enrollments, from 2012 to 2018, by sector and student level.



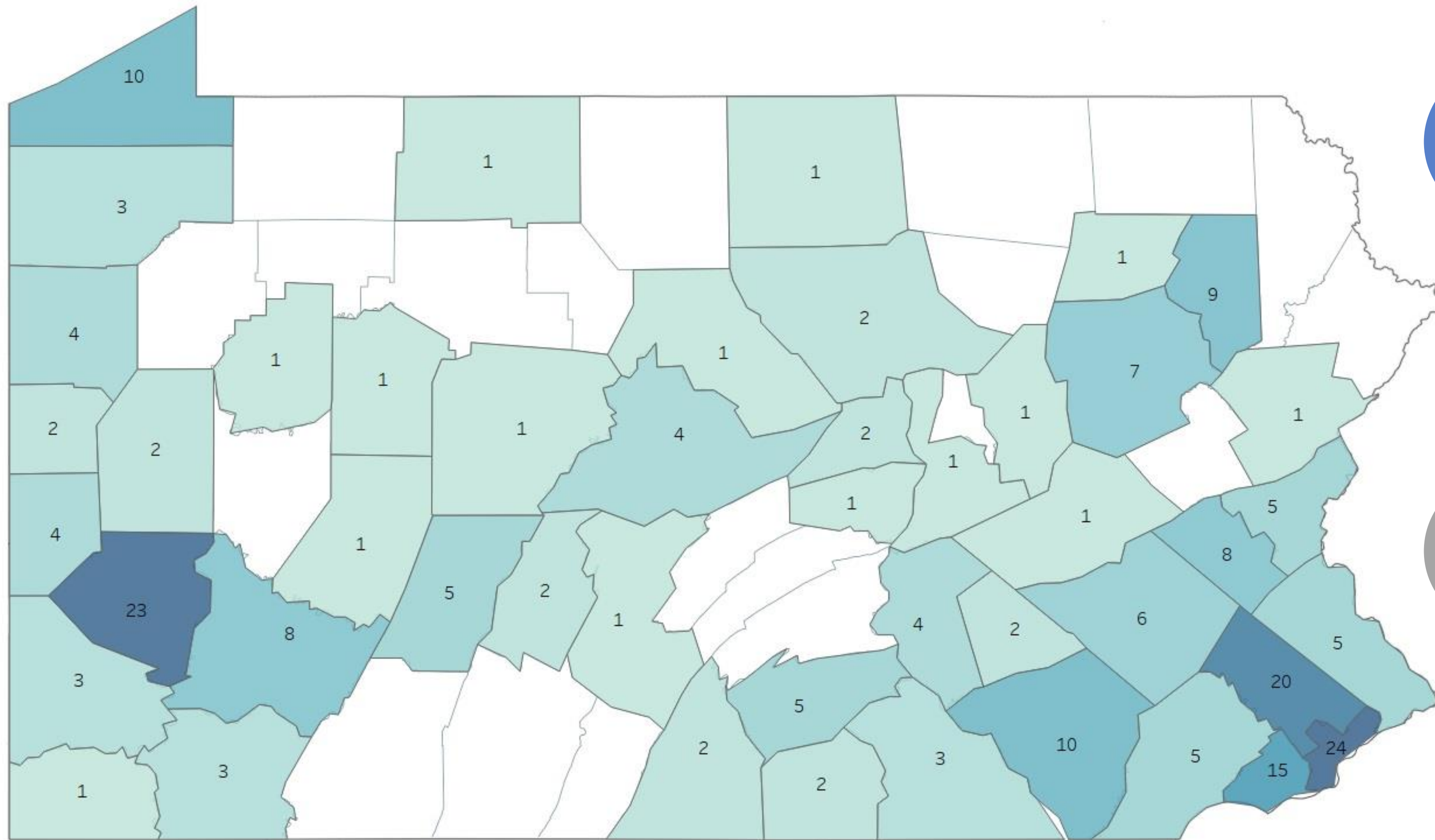
◆ FALL 2018 ENROLLMENTS

Describes enrollments for undergraduate and graduate students by age, gender, race/ethnicity, and attendance status.

◆ 2017 DEGREE CONFERRALS

Evaluates the number of degrees conferred by degree level and highlights the top gender, race/ethnicity, and academic program.

DEGREE-GRANTING INSTITUTIONS IN PENNSYLVANIA



FALL 2018 ENROLLMENTS



224 DEGREE-GRANTING INSTITUTIONS

- Public, 2-year – **18**
- Public, 4-year – **45**
- Private, not-for-profit, 2-Year – **13**
- Private, not-for-profit, 4-Year - **108**
- Private for-profit, 2-year – **34**
- Private for-profit, 4-year – **6**



47 OF 67 COUNTIES REPRESENTED

- Philadelphia County– **24 Institutions**
- Allegheny County– **23 Institutions**
- Montgomery County- **20 Institutions**
- Delaware County – **15 Institutions**



2 HISTORICALLY BLACK COLLEGES & UNIVERSITIES

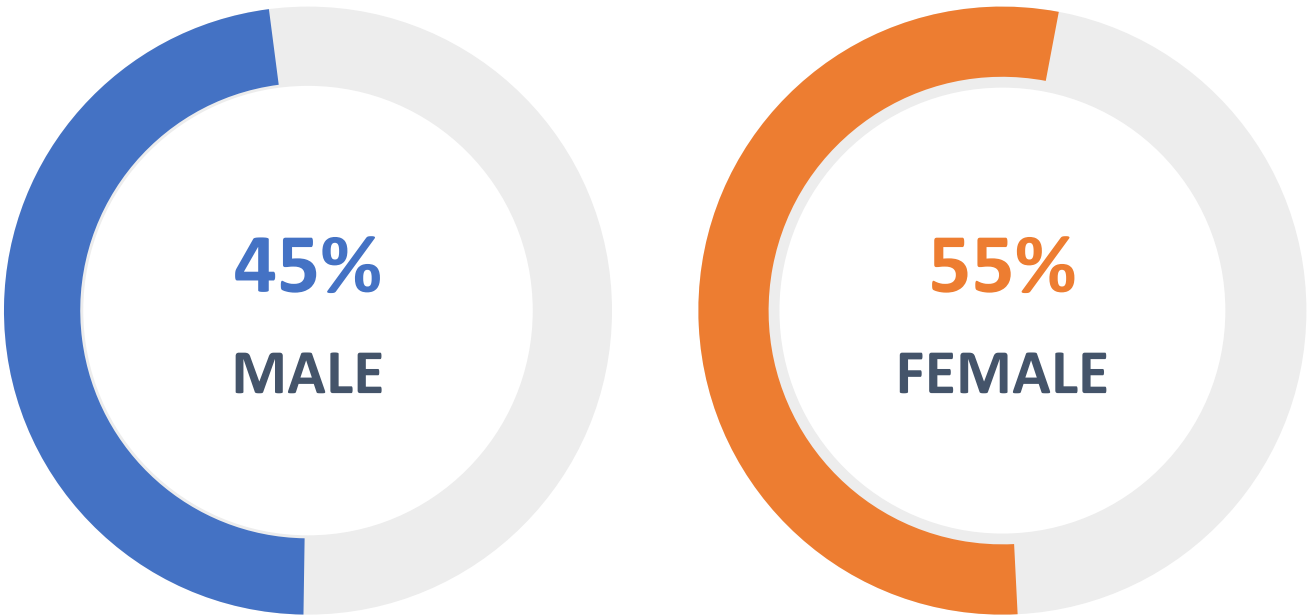
- **Cheyney University of Pennsylvania**
- **Lincoln University**

UNDERGRADUATES		GRADUATES	
TOTAL	EXCLUSIVELY DISTANCE EDUCATION	TOTAL	EXCLUSIVELY DISTANCE EDUCATION
567,521	47,934	145,246	33,465

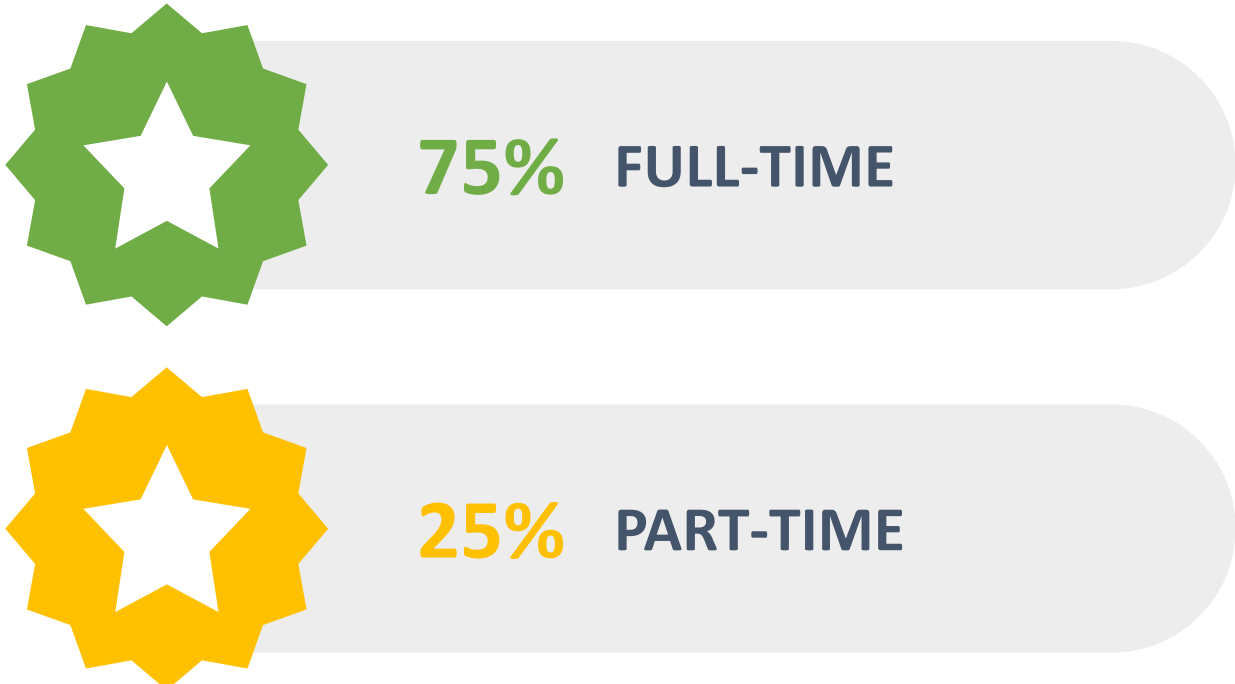
FALL 2018 UNDERGRADUATE ENROLLMENTS

PENNSYLVANIA DEGREE-GRANTING INSTITUTIONS


GENDER



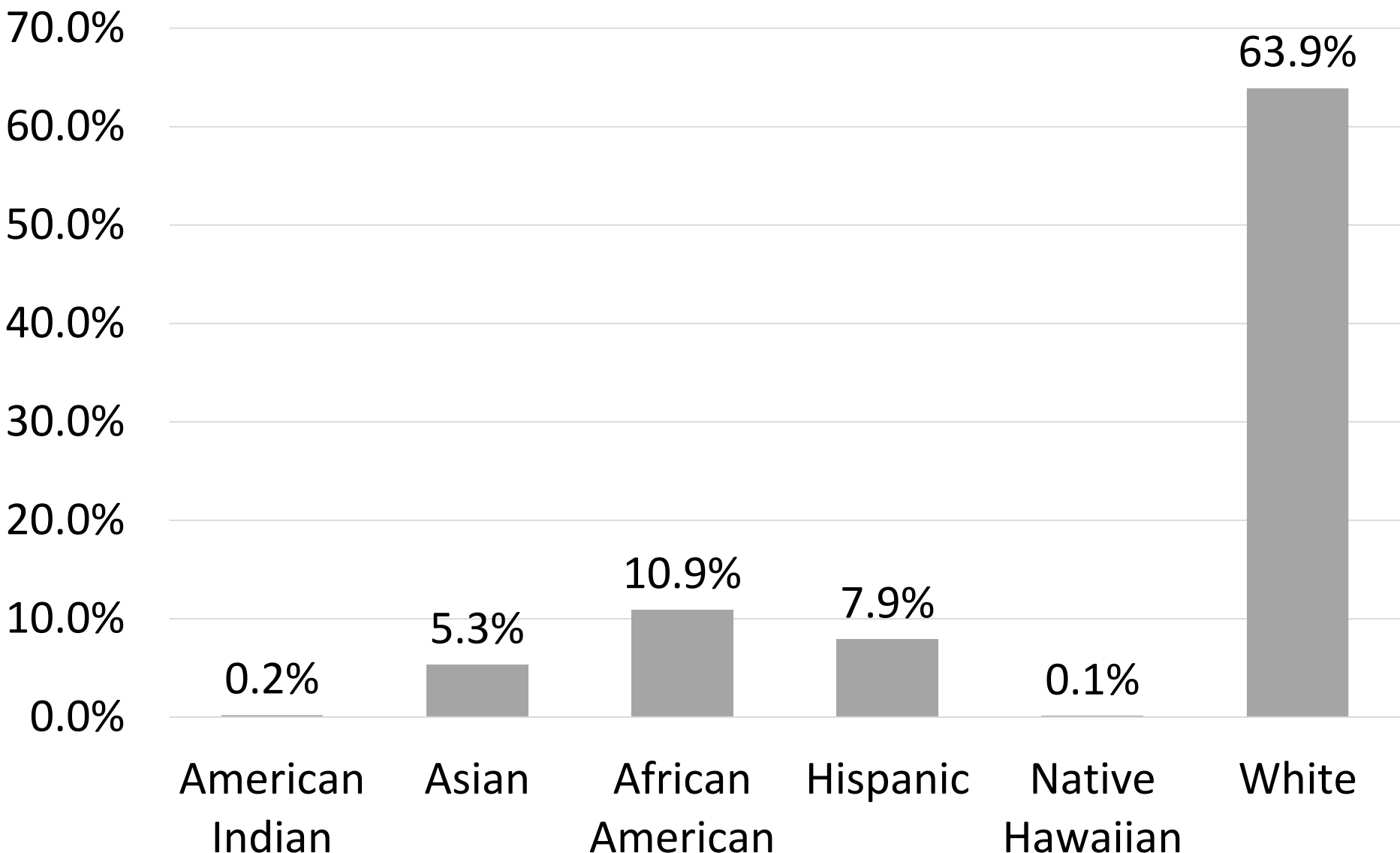
ATTENDANCE STATUS



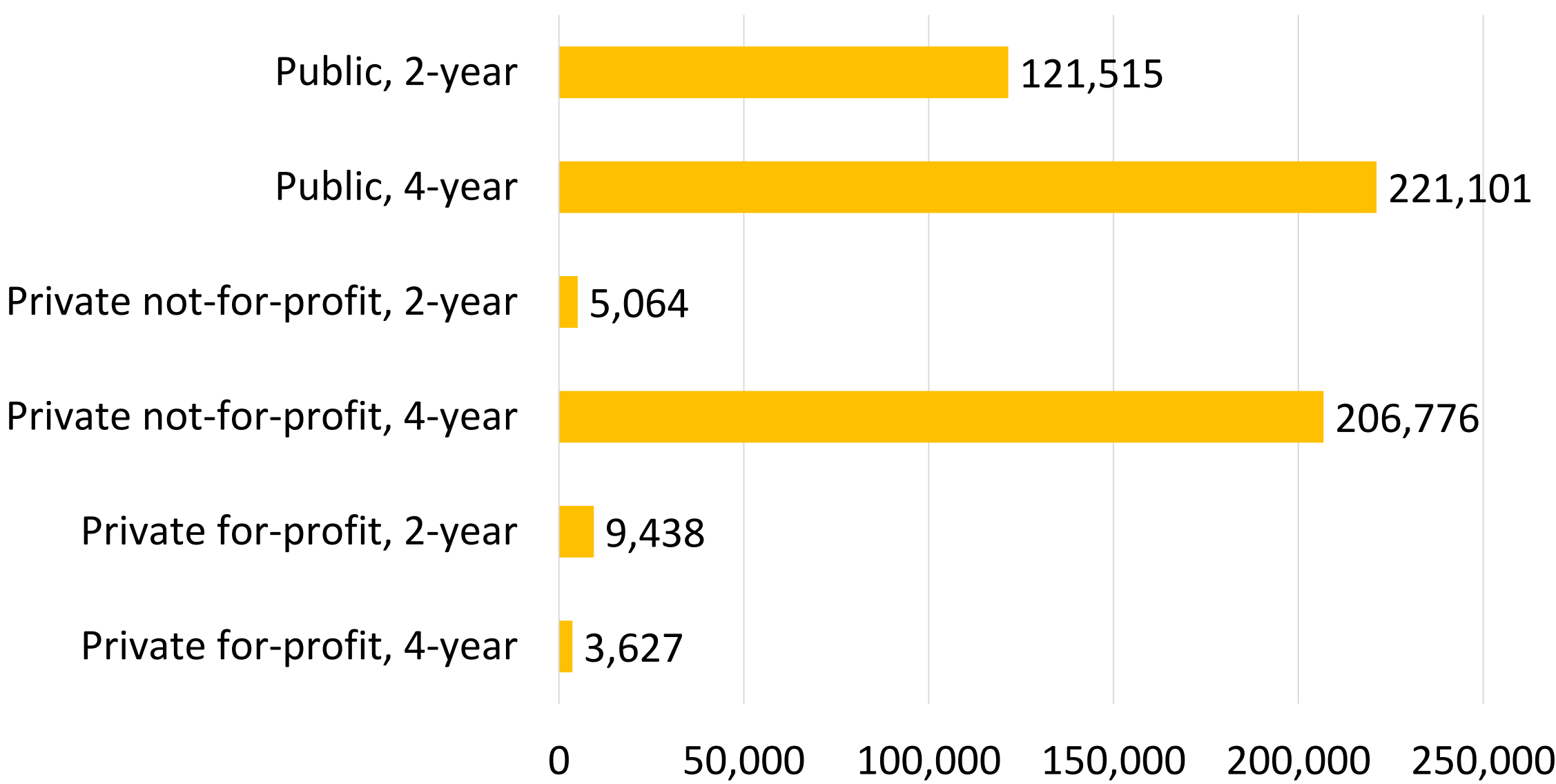
AGE¹



RACE AND ETHNICITY



ENROLLMENTS BY SECTOR

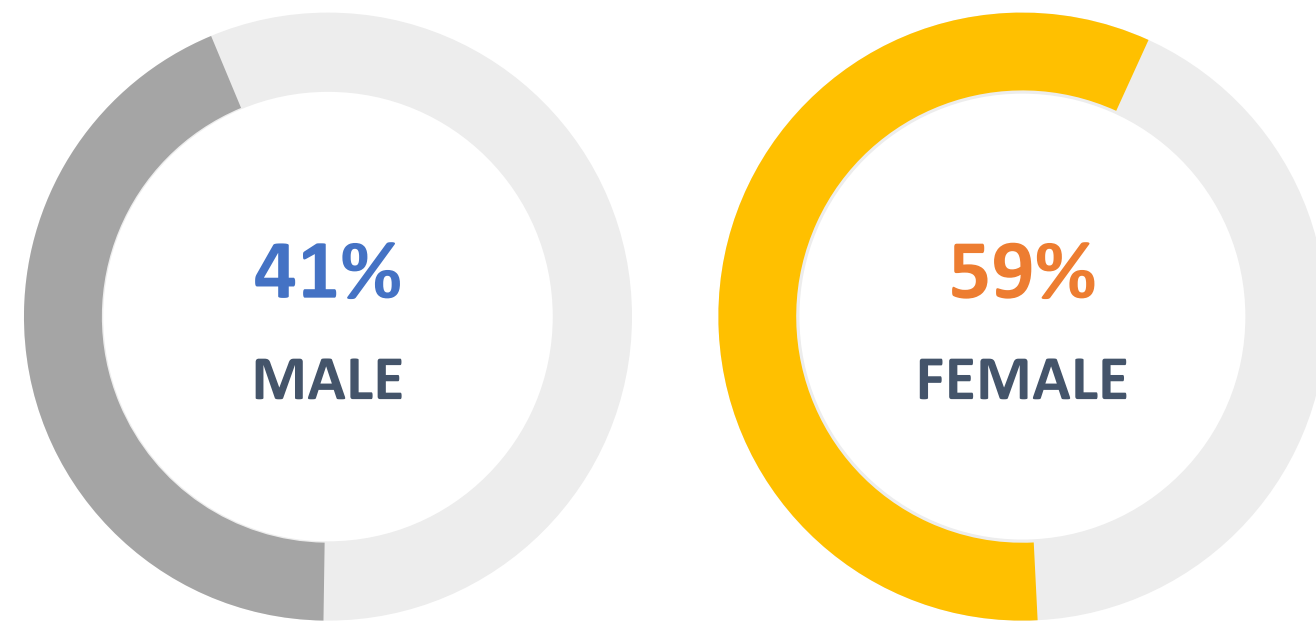


1) AGE IS NOT REQUIRED TO BE REPORTED IN EVEN YEARS

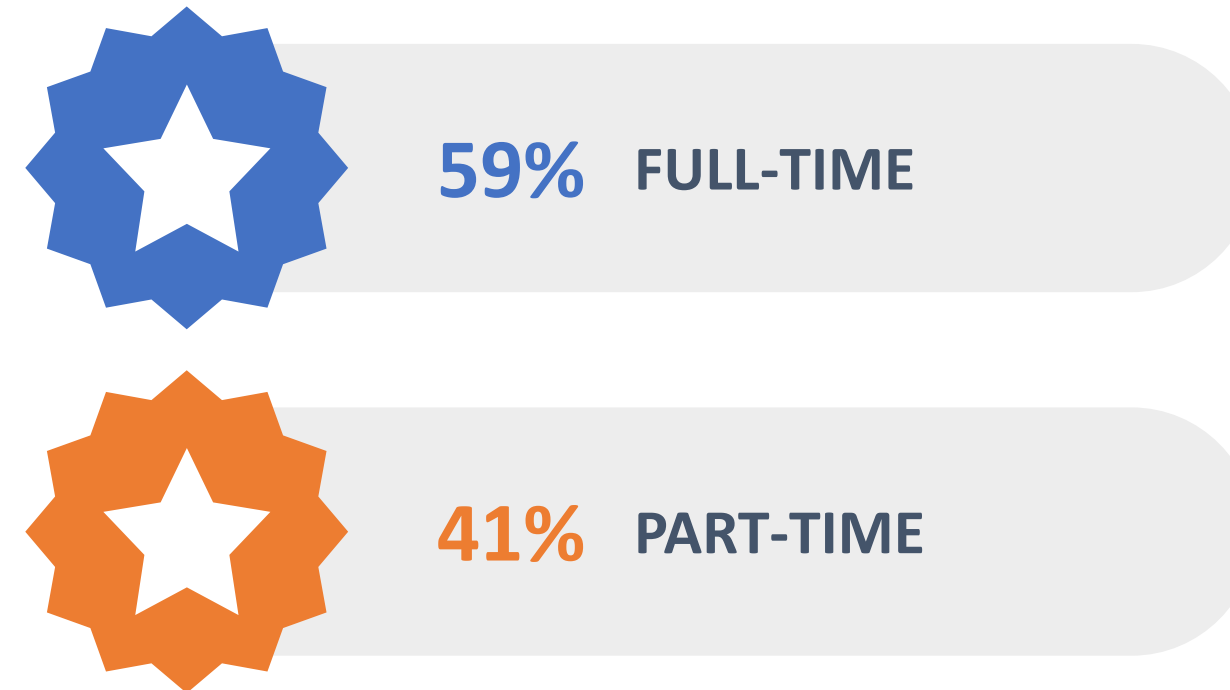
FALL 2018 GRADUATE ENROLLMENTS

PENNSYLVANIA DEGREE-GRANTING INSTITUTIONS


GENDER



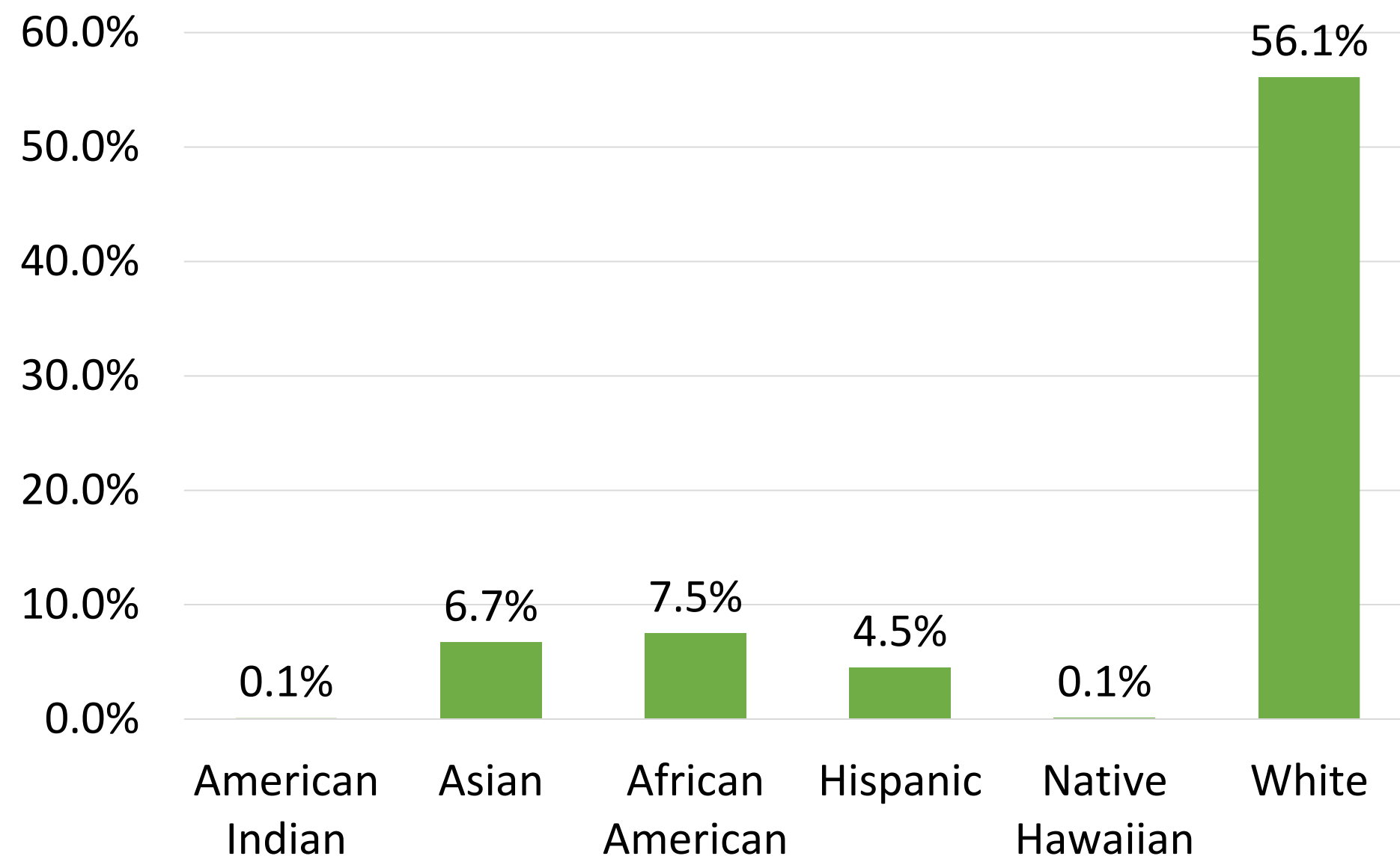
ATTENDANCE STATUS



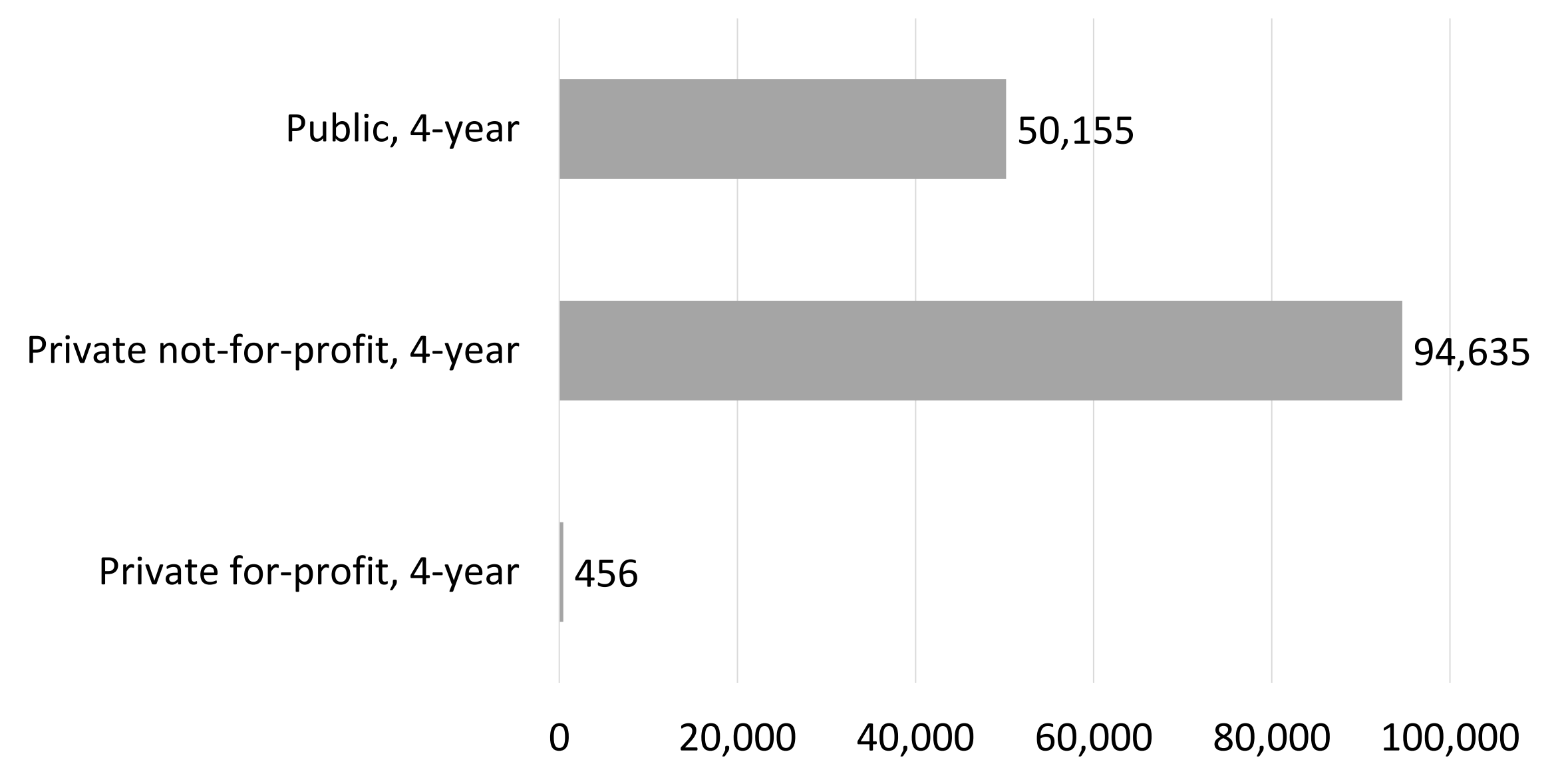
AGE¹



RACE AND ETHNICITY




ENROLLMENTS BY SECTOR




FALL 2018 DISTANCE EDUCATION ENROLLMENTS

PENNSYLVANIA DEGREE-GRANTING INSTITUTIONS

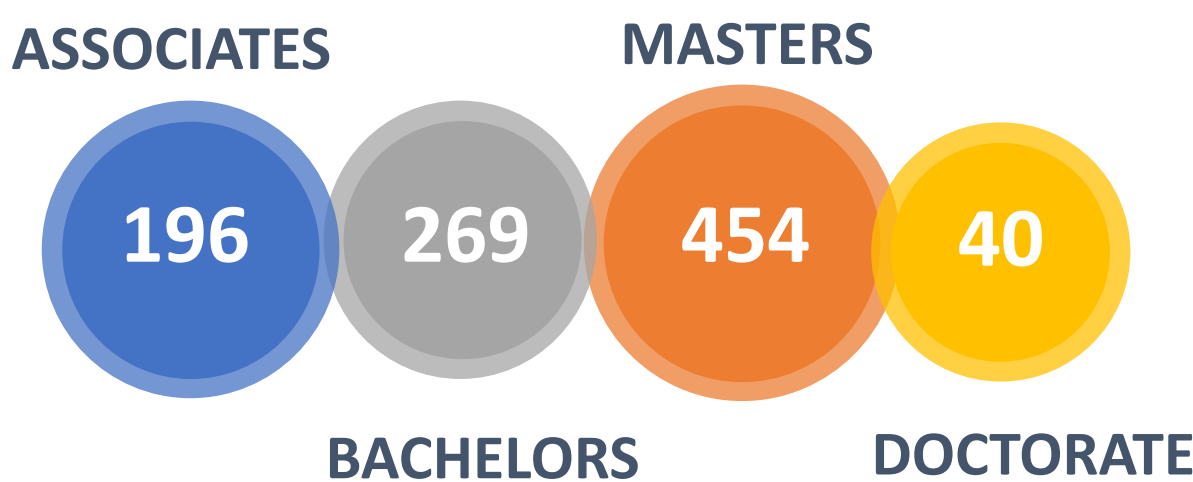
ENROLLED IN AT LEAST ONE DISTANCE EDUCATION COURSE



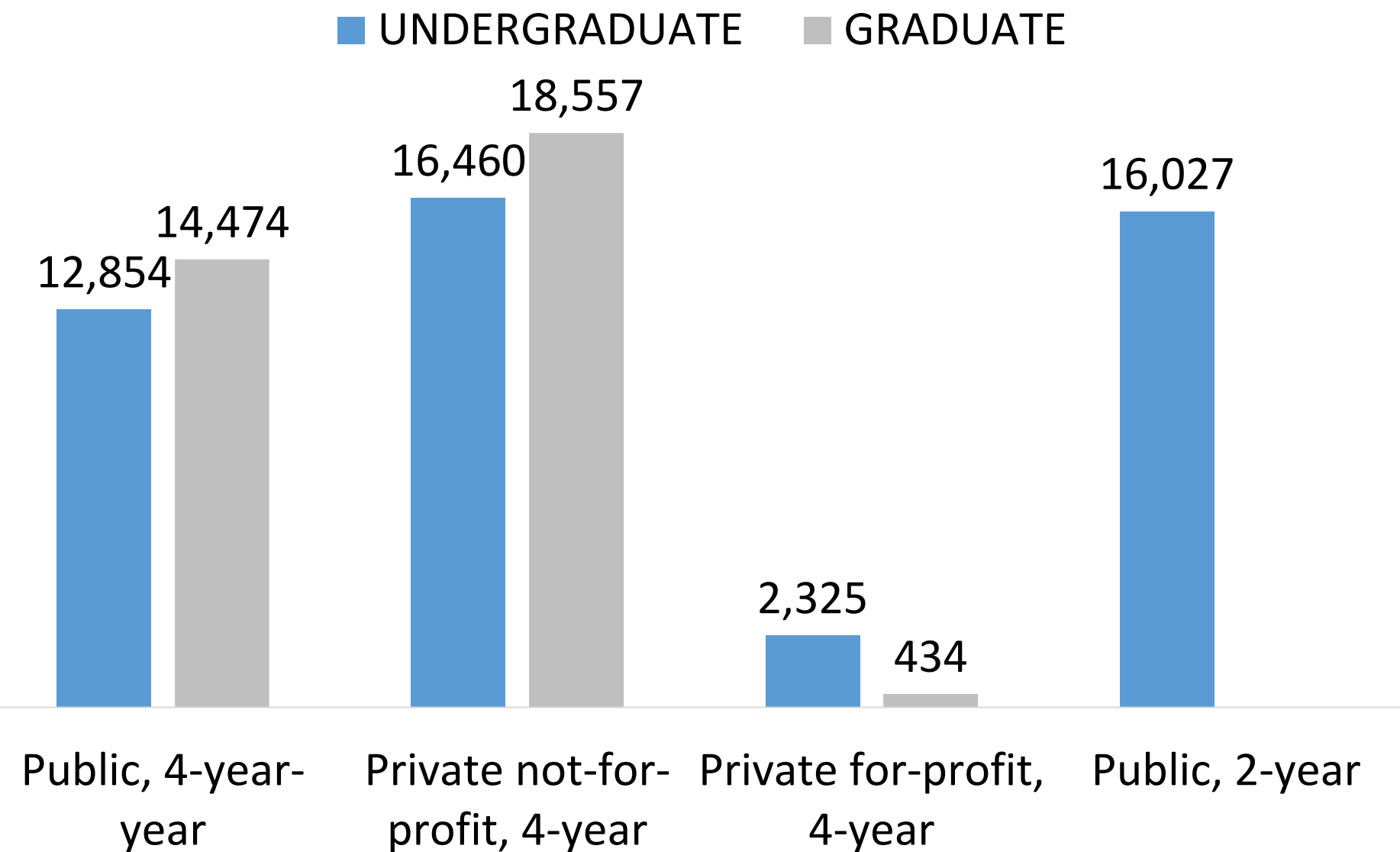
PENNSYLVANIA RESIDENT IN EXCLUSIVELY DISTANCE EDUCATION



DISTANCE EDUCATION PROGRAMS BY DEGREE



EXCLUSIVELY DISTANCE EDUCATION ENROLLMENTS BY LEVEL AND SECTOR



TOP DISTANCE EDUCATION PROGRAMS BY DEGREE AND CIP CODE

DEGREE	CIP CODE, CATEGORY, & NUMBER OF PROGRAMS
ASSOCIATES	52.0101 Business/Commerce (n=21)
	24.0101 Liberal Arts and Sciences/Liberal Studies (n=13)
	52.0101 Business/Commerce (n=11)
BACHELORS	52.0201 Business Administration and Management (n=26)
	51.3801 Registered Nursing/Registered Nurse (n=20)
	52.0701 Health/Health Care Administration/Management (n=11)
MASTERS	52.0201 Business Administration and Management (n=30)
	52.0213 Organizational Leadership (n=13)
	52.0701 Health/Health Care Administration/Management (n=12)

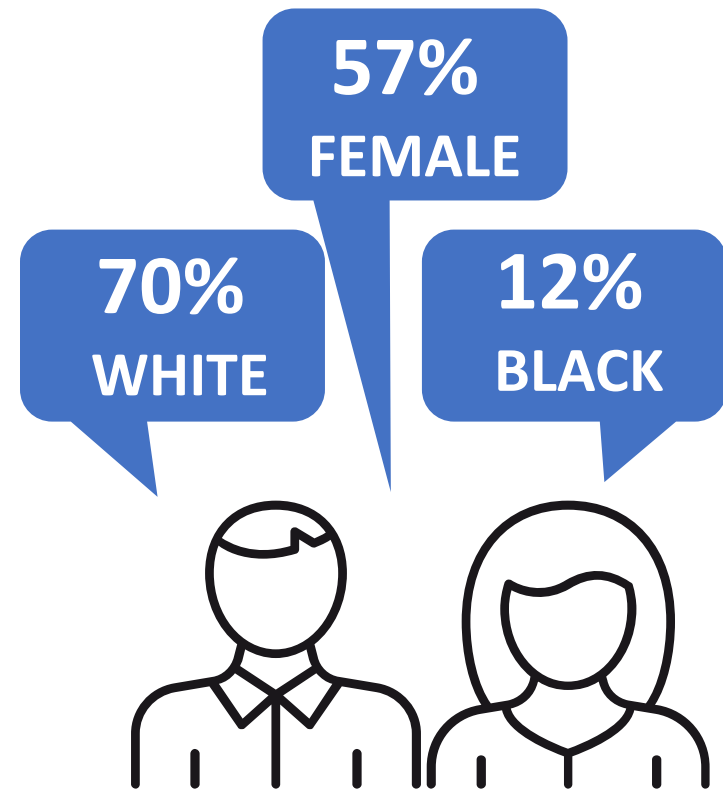
FALL 2018 DEGREE COMPLETIONS

PENNSYLVANIA DEGREE-GRANTING INSTITUTIONS FOR JULY 1, 2107 TO JUNE 30, 2018



ASSOCIATE'S DEGREES
CONFERRED
24,280

ASSOCIATE'S DEGREES DEMOGRAPHICS




TOP ASSOCIATE'S DEGREE COMPLETIONS BY CIP CODE

24.0101 Liberal Arts and Sciences/Liberal Studies (n=2,284)
51.3801 Registered Nursing/Registered Nurse (n=2,268)
52.0201 Business Administration and Management (n=1,566)



BACHELOR'S DEGREES
CONFERRED
93,022

BACHELOR'S DEGREES DEMOGRAPHICS



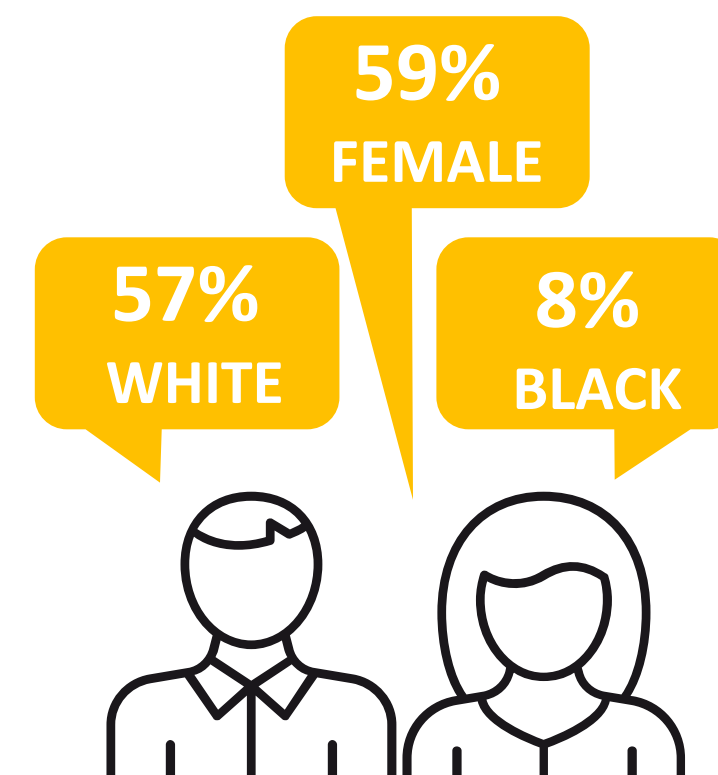
TOP BACHELOR'S DEGREE COMPLETIONS BY CIP CODE

51.3801 Registered Nursing/Registered Nurse (n=5,390)
42.0101 Psychology (n=4,636)
52.0201 Business Administration and Management (n=4,210)



MASTER'S DEGREES
CONFERRED
39,656

MASTER'S DEGREES DEMOGRAPHICS



TOP MASTER'S DEGREE COMPLETIONS BY CIP CODE

52.0201 Business Administration and Management (n=3,981)
44.0701 Social Work (n=1,365)
51.0912 Physician Assistant (n=1,121)



DOCTORATE DEGREES
CONFERRED
10,528

DOCTORATE DEGREES DEMOGRAPHICS



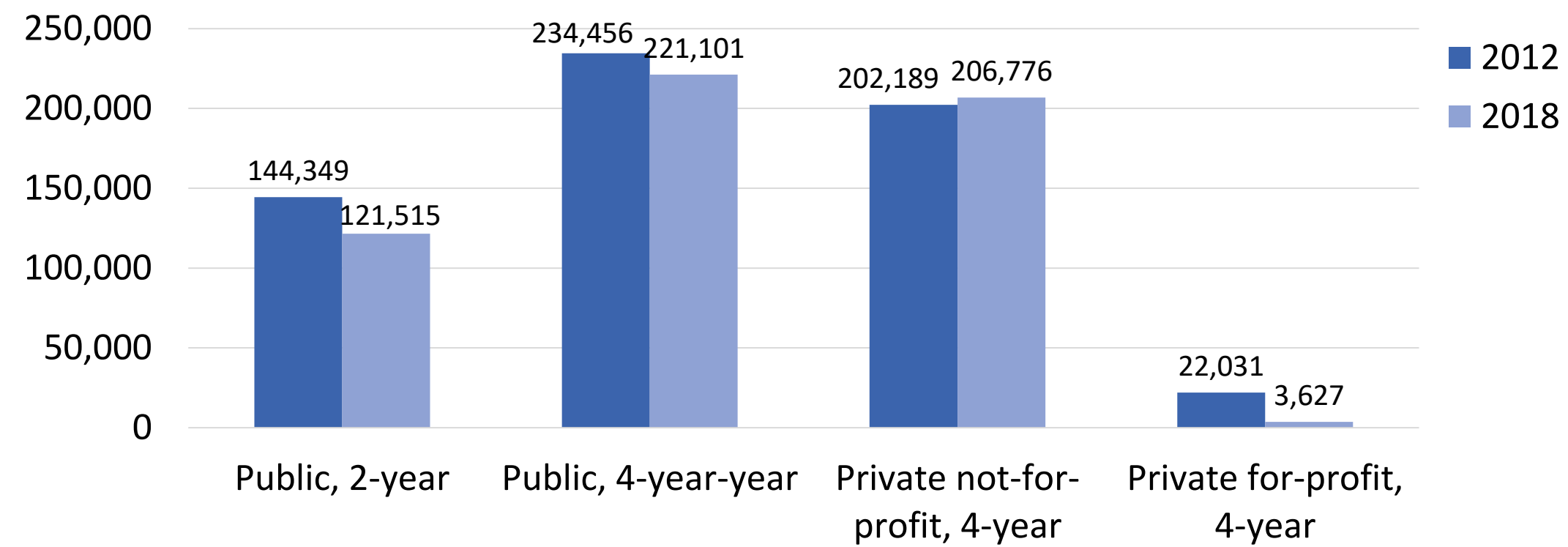
TOP DOCTORATE DEGREE COMPLETIONS BY CIP CODE

22.0101 Law (n=1,335)
51.1201 Medicine (n=1,277)
51.2001 Pharmacy (n=1,143)

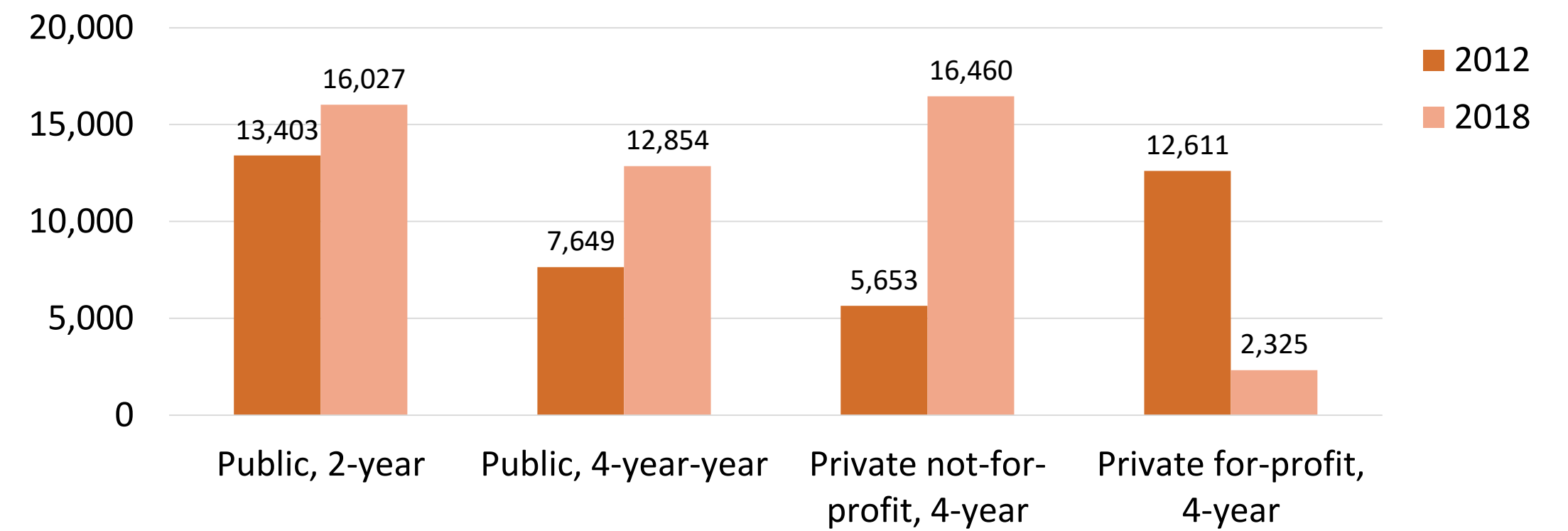
FALL ENROLLMENT COMPARISONS, 2012 TO 2018

PENNSYLVANIA DEGREE-GRANTING INSTITUTIONS

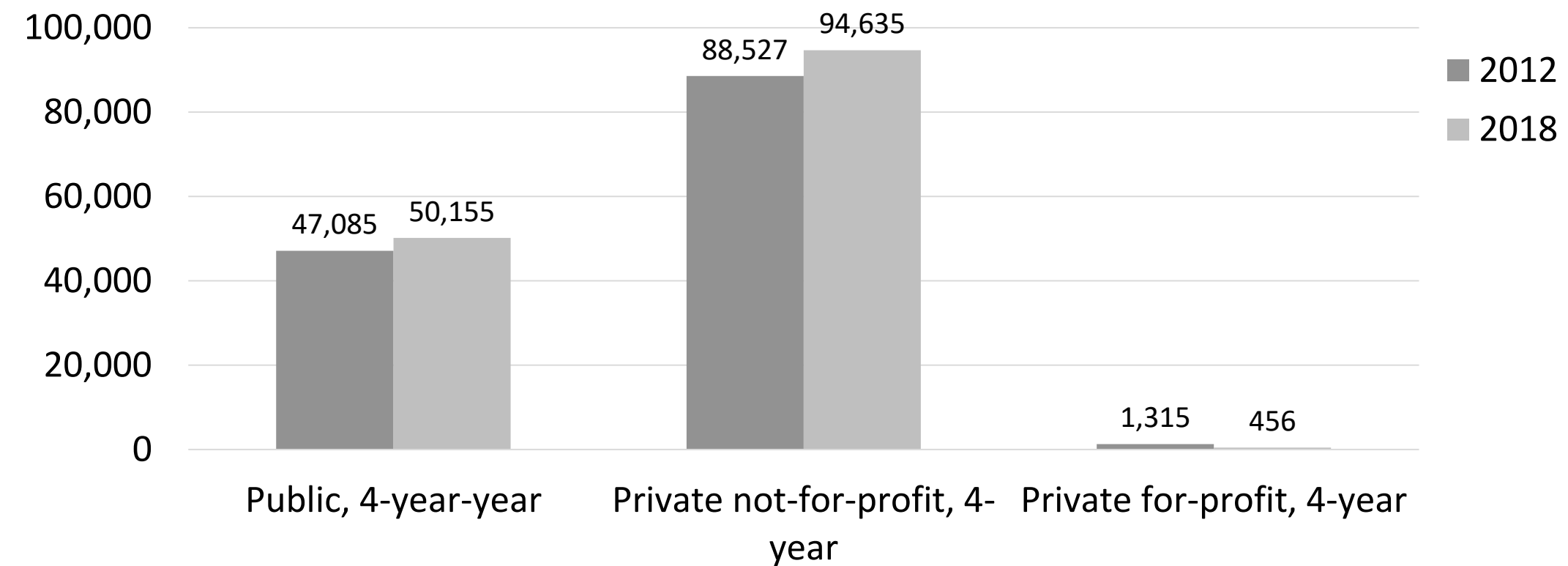
UNDERGRADUATE OVERALL ENROLLMENTS, 2012-2018



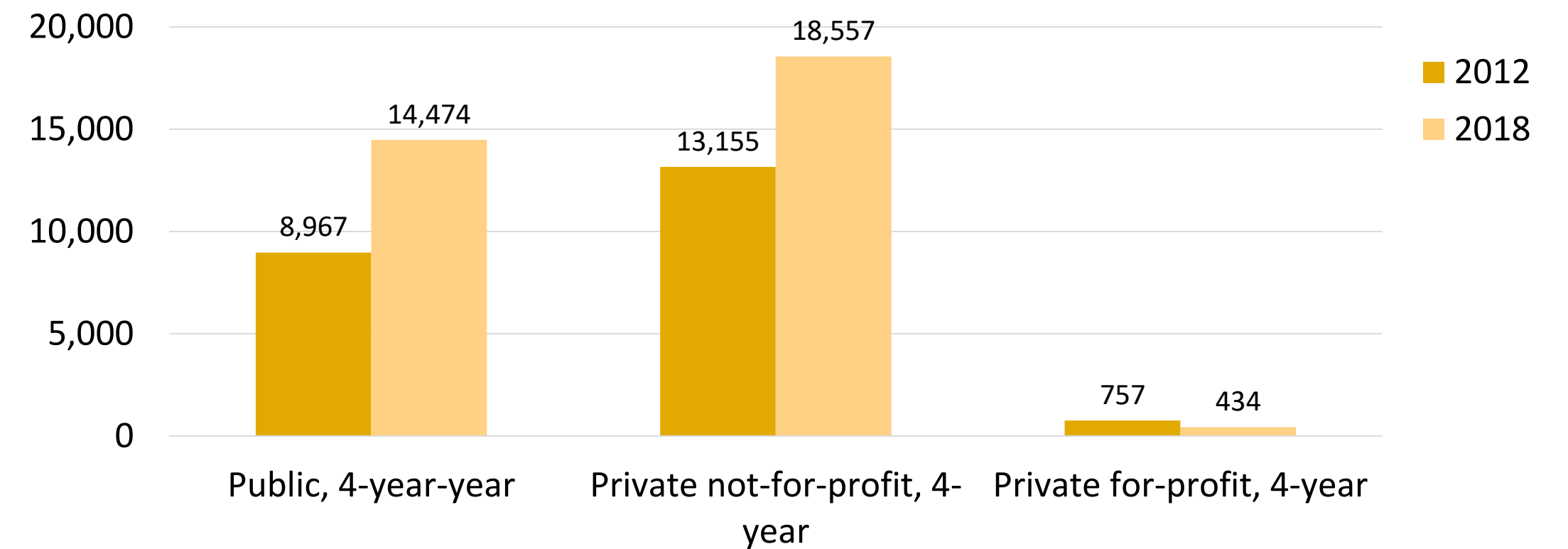
UNDERGRADUATE EXCLUSIVELY DISTANCE EDUCATION, 2012-2018



GRADUATE OVERALL ENROLLMENTS, 2012-2018



GRADUATE EXCLUSIVELY DISTANCE EDUCATION, 2012-2018



DEFINITIONS OF DATA USED IN REPORT

These definitions came directly from the IPEDS data files for fall 2018 from the *Institutional Characteristics* file (HD2018) and the *Fall Enrollment* file (EF2018A_DIST).

1. Distance Education Course - A course in which the instructional content is delivered exclusively via distance education. Requirements for coming to campus for orientation, testing, or academic support services do not exclude a course from being classified as distance education.
2. Distance Education - Education that uses one or more technologies to deliver instruction to students who are separated from the instructor and to support regular and substantive interaction between the students and the instructor synchronously or asynchronously. (This definition may also be referred to as DE in this report.)
 - a) Technologies used for instruction may include the following: Internet; one-way and two-way transmissions through open broadcasts, closed circuit, cable, microwave, broadband lines, fiber optics, satellite or wireless communication devices; audio conferencing; and video cassette, DVDs, and CD-ROMs, if the cassette, DVDs, and CD-ROMs are used in a course in conjunction with the technologies listed above
3. Degree Granting - Degree-granting institutions offer an associate's, bachelor's, master's, doctor's or a first- professional degree. Nondegree-granting offers certificates or other formal awards.
4. Level of Student - Level and degree-seeking/non degree-seeking status of student. This variable identifies the level of enrollment data for the institution. Enrollment counts are available by level of student (undergraduate or graduate). Undergraduate enrollments are disaggregated by degree-seeking and non- degree seeking status.
 - a) Full-time student Undergraduate: A student enrolled for 12 or more semester credits , or 12 or more quarter credits, or 24 or more contact hours a week each term. Graduate: A student enrolled for 9 or more semester credits, or 9 or more quarter credits, or a student involved in thesis or dissertation preparation that is considered full time by the institution. Doctor's degree - Professional practice - as defined by the institution.
 - b) Part-time student Undergraduate: A student enrolled for either less than 12 semester or quarter credits, or less than 24 contact hours a week each term. Graduate: A student enrolled for less than 9 semester or quarter credits.
5. Race/Ethnicity - Recognition of attendance or performance in an instructional activity (course or program) that can be applied by a recipient toward the requirements for a degree, diploma, certificate, or other formal award.
 - a) American Indian or Alaska Native - A person having origins in any of the original peoples of North and South America (including Central America) who maintains cultural identification through tribal affiliation or community attachment
 - b) Asian - A person having origins in any of the original peoples of the Far East, Southeast Asia, or the Indian Subcontinent, including, for example, Cambodia, China, India, Japan, Korea, Malaysia, Pakistan, the Philippine Islands, Thailand, and Vietnam.
 - c) Black or African American - A person having origins in any of the black racial groups of Africa
 - d) Hispanic or Latino - A person of Cuban, Mexican, Puerto Rican, South or Central American, or other Spanish culture or origin, regardless of race.
 - e) Native Hawaiian or Other Pacific Islanders - A person having origins in any of the original peoples of Hawaii, Guam, Samoa, or other Pacific Islands
 - f) White - A person having origins in any of the original peoples of Europe, the Middle East, or North Africa
6. Sector - One of nine institutional categories resulting from dividing the universe according to control and level. Control categories are public, private not-for-profit, and private for-profit. Level categories are 4-year and higher (4 year), 2-but-less-than 4-year (2 year), and less than 2-year. For example: public, 4-year institutions.

INTERNATIONAL DISTANCE EDUCATION BENCHMARK PROJECT

Assessing Core Indicators of Distance Education

We are very excited to share the launch of the very first benchmarking project for distance education. The International Distance Education Benchmark Project (<http://idebp.org/>) intends to become the first, most representative and comprehensive benchmarking initiative for higher education institutions around the world delivering distance education programs and courses. Please see the new page and let us know if you are interested in participating.

PARTNER OPPORTUNITIES

The Center for Distance Education Research (CDER) has several studies in which we are looking for institutional partners for data collection. Interested in being a CDER partner? The data collection may consist of CDER gathering institutional data and/or the administration of a survey to your distance education students.

- Students Exclusively Enrolled in Distance Education Demographic Research



ACCESS



ENGAGEMENT



SUCCESS