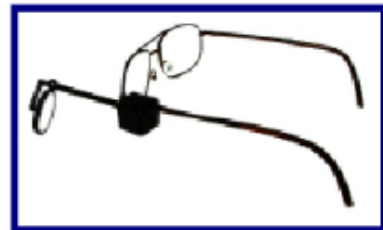
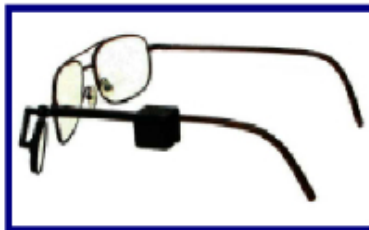



Mounting is as easy as 1, 2, 3.



On heavy bows, first slide the mounting block over the end and then slide it forward.



On thin bows, slide the mirror onto the bow anywhere, and then slide it forward.

Bending Instructions

To bend the Safety Sport Mirror for a custom fit:

1. Hold the mounting arm under hot water for about half a minute.
2. Bend 90° or more to the left for eyeglasses, as far as 180° to the right for use on a helmet visor.
3. Hold it under cold water to set the arm in the desired position.

The heat treatment is recommended, but I bend them at room temperature without heating them. I then hold them under cold water to set them. Don't be afraid of breaking the plastic. If it should break, email me a picture of it, and I'll mail you a new part at no charge.



Walkers can also mount the Safety Sport Mirror on the bill of a cap.