



WWW.WEIGHLIN.COM



**CUSTOM WEIGH PACK SOLUTION**



## ABOUT WELIN

# WOLIN

包  
焊  
裝  
麟

*We're committed to provide the clients  
and society with good quality products  
and service.*

*--Welin Packaging*

Located in Zhongshan, service for global! Found in 2011, after years' efforts and development, Welin have owned more modern working facility and obtained know-how and experience for various automatic packaging machinery R&D and full turnkey feeding weighing packaging and inspecting line. We're becoming a high-tech enterprise integrated with R&D, manufacturing marketing and service backup, main products are included auto weight filler, VFFS, mini doypack machine, weight checking sorting and inspecting, etc and whole turnkey solution, which is widely used in snack food, puffy food, fresh frozen food, agriculture, medical, chemical and hardware, etc field.

People-oriented, pioneering and innovative! Basing on years' insight and learning on the packaging industry status and trends as well as continue to explore, research and practice home and abroad advanced technology, fully develop and motivate R & D talent team, and constantly improve the internal training and management, and keep pace with the market development needs; Easy to operate, easy to clean, easy maintenance for the design concept, try our best to provide the users and the community with stable performance, cost-effective products to help the users reduce costs, improve efficiency, improve management and achieve maximum benefits!

Quality assurance and stable performance is always our foothold comply with European and American mechanical and electric safety standards, successfully passed CE certification, we have established long-term stable partnership with many distributors; Dedicated service, Customer first! Packaging itself is to carry deliver and create value. To provide quality weighing packaging solution is our original intention and purpose, we will continue to improve our products and services to be 100% satisfaction and success. All-round to provide pre-sales consulting, sales follow-up and after-sale technical support and training. According to the packaging project material nature, speed, accuracy, pack size, production capacity and budget, custom-built the best solution to solve the customers' worries and achieve win-win cooperation.



**We know you need simplicity**

**We also know you need smooth pack line**

**We can custom to design & build it for you**

**We know you need professional service**

**We also know you need innovative solution**

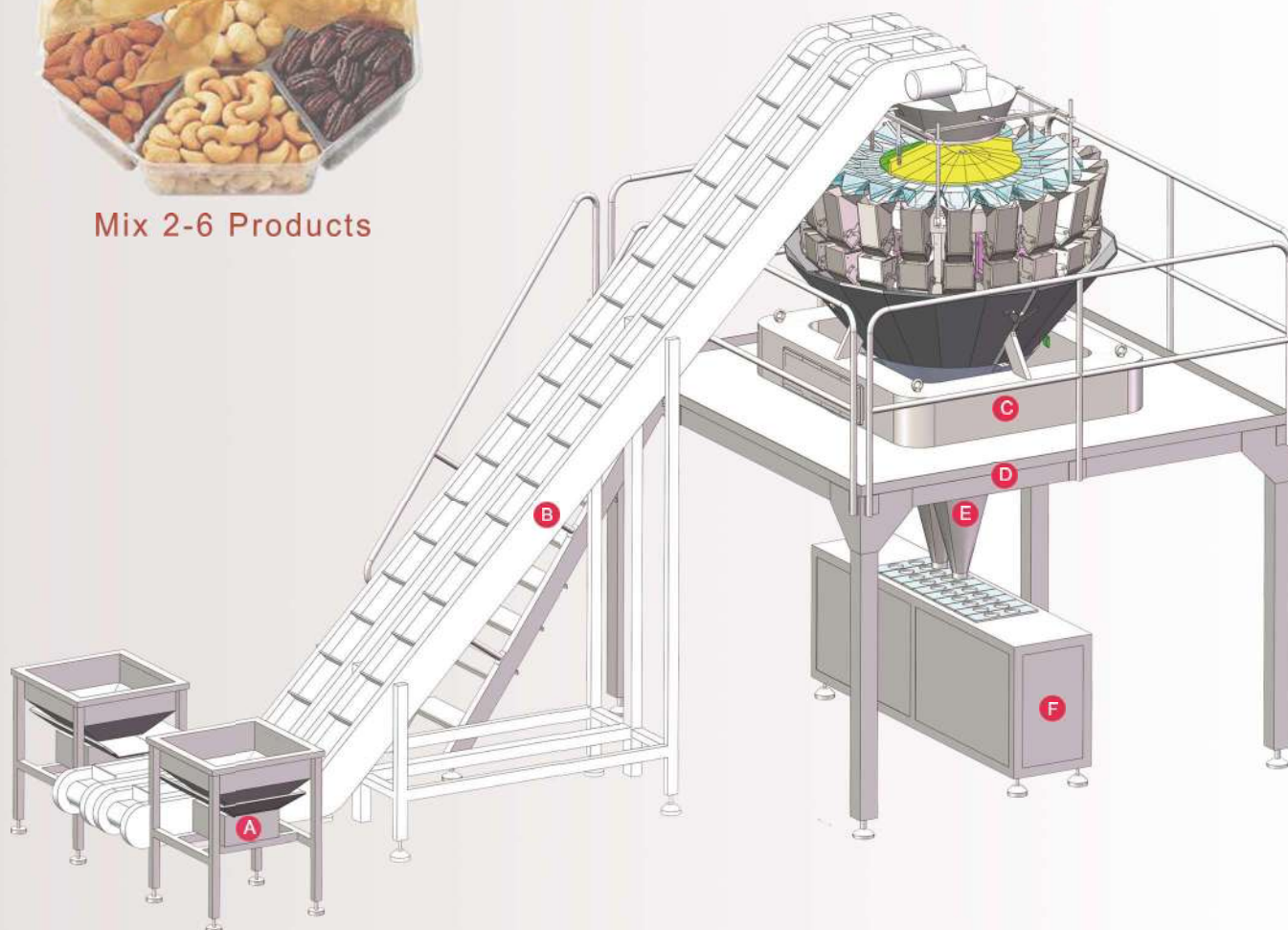
**We are your trustworthy partner and expert**







Mix 2-6 Products



NO.	DESCRIPTION	FUNCTION
A	Vibratory Feeder	Feed the bulk material evenly to downstream units through vibration
B	Inclined Cleat Belt Conveyor	Lift the bulk material to scale or packing machine by cleated-belt with motor drive
C	24 Head Mixed Weight Filler	Auto weighing each material and combine dump to the downstream units
D	Working Platform	Use to support the weigher and make daily operation and maintenance
E	Material Collecting & Dispense Device	Material collecting and dispensing to the cup form fill seal machine
F	Cup Form Fill Seal Machine	Auto finish cup forming-filling-sealing-printing, etc function
G	Other Options	Date Printing, labeling, weight checker, metal detector, X-ray machine

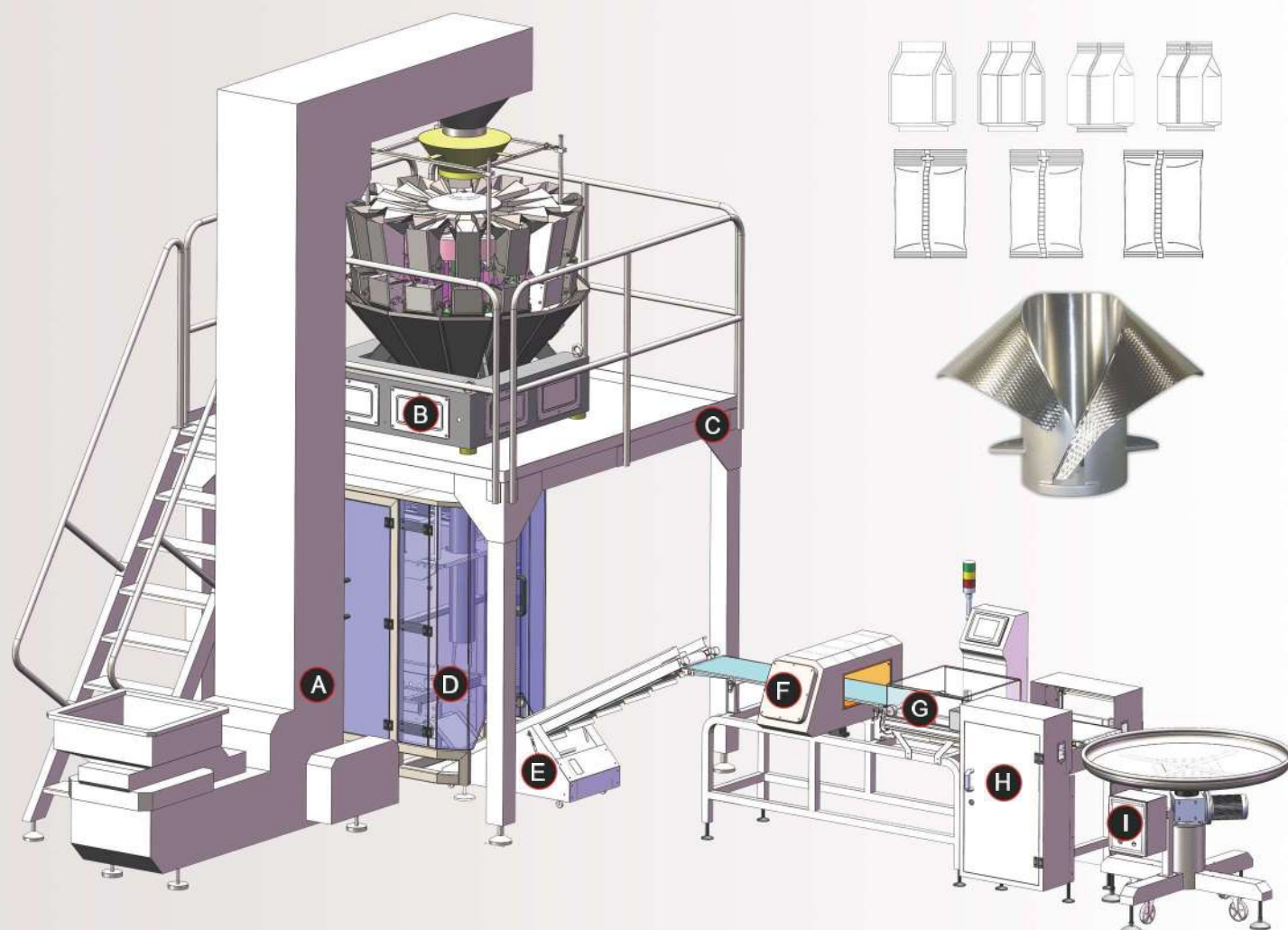


NO.	DESCRIPTION	FUNCTION
A	Auto Bottle Feeding Table	Rotating feed the bulk empty bottles evenly to the downstream units
B	Z Bucket Elevator	Lift the bulk material to the scale feed hopper by vibration and bucket moving
C	Hi-Speed Hi-Accuracy Portion Weight Filler	Auto high speed and accuracy finish weighing to the downstream units
D	Working Platform	Use to support the weigher and make daily operation and maintenance
E	Rotary Bottle Feeding Filling Machine	Auto Bottle loading, positioning and filling station
F	Auto Cap Feeder By Vibratory	Auto feed cap to the filled bottle by position photo-sensor
G	Cap-Press Machine	Auto press the metal or plastic cap to the filled bottle
H	Inductive Aluminum Sealing Machine	Auto finish the inner aluminum sealing
I	Labeling Machine	Auto Bottle labeling by roll label film
J	Bottle Collecting Table	Rotary collecting the finished bottle and ready for next step





NO.	DESCRIPTION	FUNCTION
A	Z Bucket Elevator	Vertically lift the bulk material to the scale feed hopper by bucket moving
B	2 Head Weight Filler	Auto dump the preset portion weight to the downstream units
C	Compact Platform	Used to support weight filler
D	Mini Doypack Machine	Auto finish preformed pouches pick up -open-fill-seal-output
E	Output Conveyor	Inclined output the finished products to downstream units
F	Metal Detector	Inspect if the package contains any metal or stainless steel
G	Weight Checker	Online Dynamic check if the package weight is acceptable
H	Rejector System	Retrieve the rejected package with over/less weight or metal parts
I	Collecting Table	Collect all the finished packages on the rotating table and prepare for next step

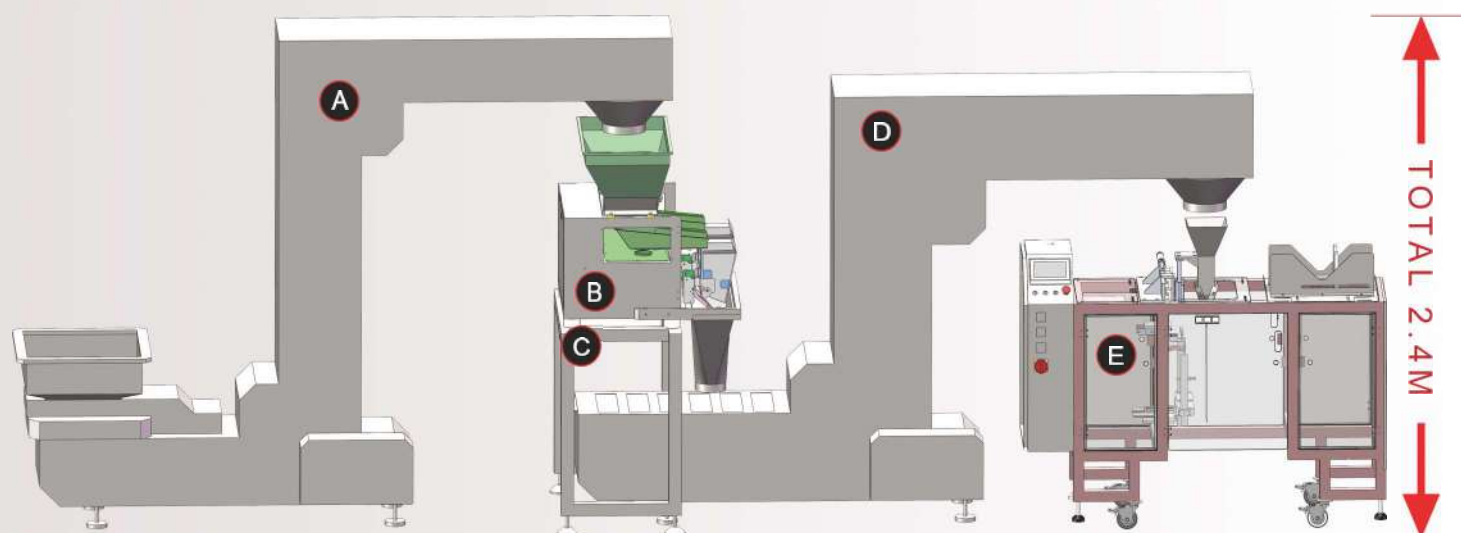


NO.	DESCRIPTION	FUNCTION
A	Z Bucket Elevator	Lift the bulk material to the scale feed hopper by vibration and bucket moving
B	Hi-speed 10 Head Portion Weight Filler	Auto dump the preset portion weight to the downstream units
C	Rigid Working Platform	Use to support weight filler and make daily operation and maintenance
D	Mini VFFS Machine	Auto finish plastic film pull-form-fill-seal, date printing and output
E	Output Conveyor	Inclined output the finished products to downstream units
F	Metal Detector	Inspect if the package contains any metal or stainless steel
G	Weight Checker	Online Dynamic check if the package weight is acceptable
H	Rejector System	Retrieve the rejected package with over/less weight or metal parts
I	Collecting Table	Collect all the finished packages on the rotating table and prepare for next





NO.	DESCRIPTION	FUNCTION
A	Z Bucket Elevator	Lift the bulk material to the scale feed hopper by vibration and bucket moving
B	Hi-Speed 14 Head Salad Weigher	Auto Quick dump the preset portion weight to the downstream units
C	Compact Platform	Used to support weight filler
D	Inclined Cleat Belt Conveyor	Lift the portion material to the packing machine by cleated-belt space
E	Mini Salad VFFS Machine	Auto finish plastic film pull-form-fill-seal, date printing and output
F	Output Conveyor	Inclined output the finished products to later units
G	Flat Conveyor	Help output conveyor to carry the package and easy for quality checking
H	Collecting Table	Collect all the finished packages on the rotating table and prepare for next step



NO.	DESCRIPTION	FUNCTION
A	Z Bucket Elevator	Lift the bulk material to the scale feed hopper by vibration and bucket moving
B	2 Head Weigher Filler	Auto dump the preset portion weight to the bucket of the Z conveyor
C	Compact Platform	Used to support weight filler
D	Z Bucket Conveyor	Lift the portion material to the packing machine by each bucket constantly
E	Mini Doypack Machine	Auto finish preformed pouches pick up-open-fill-seal-output

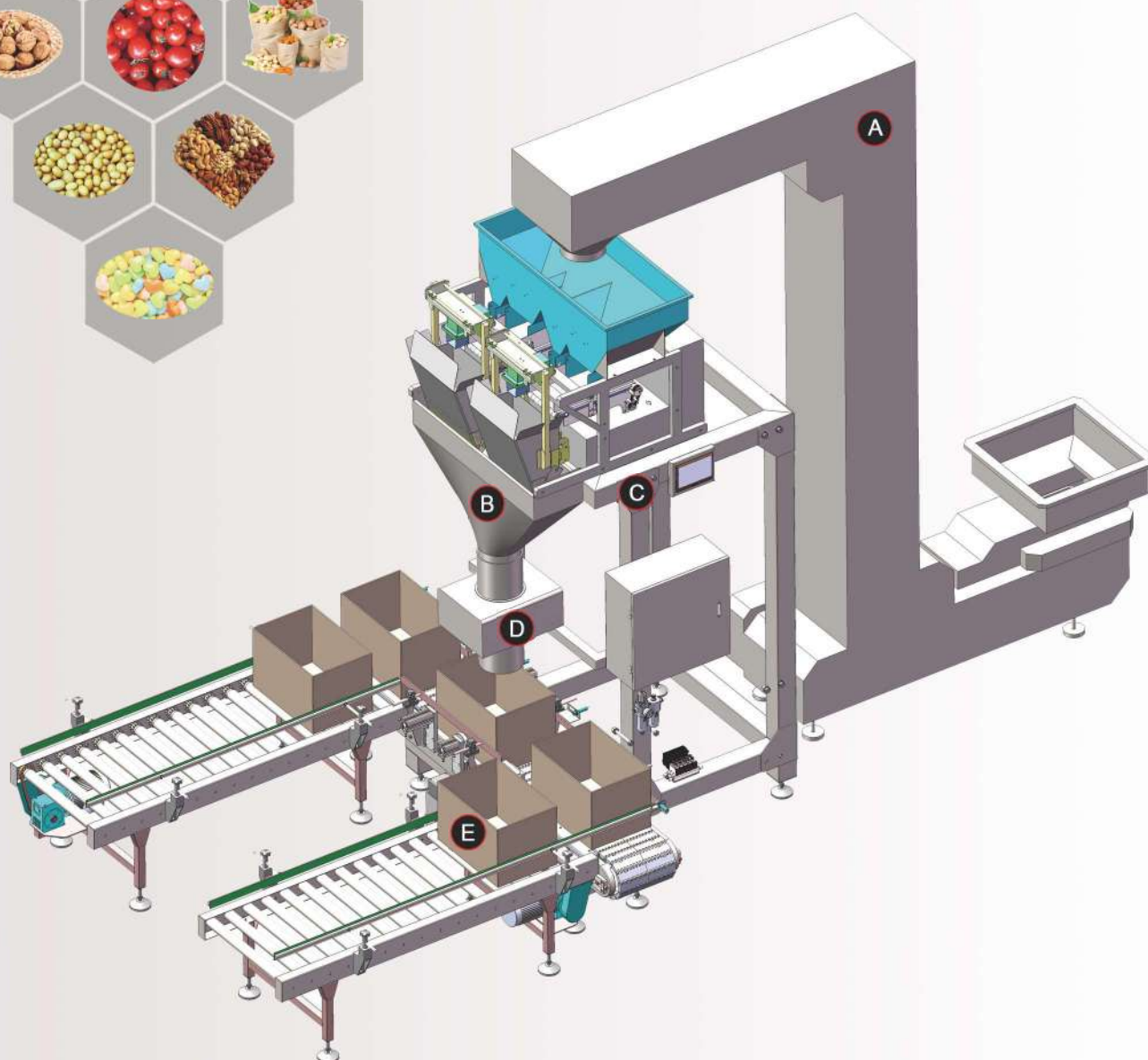




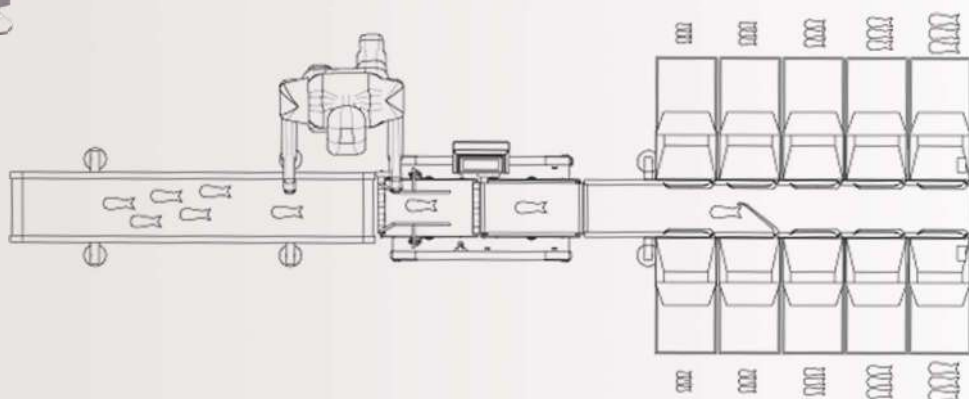
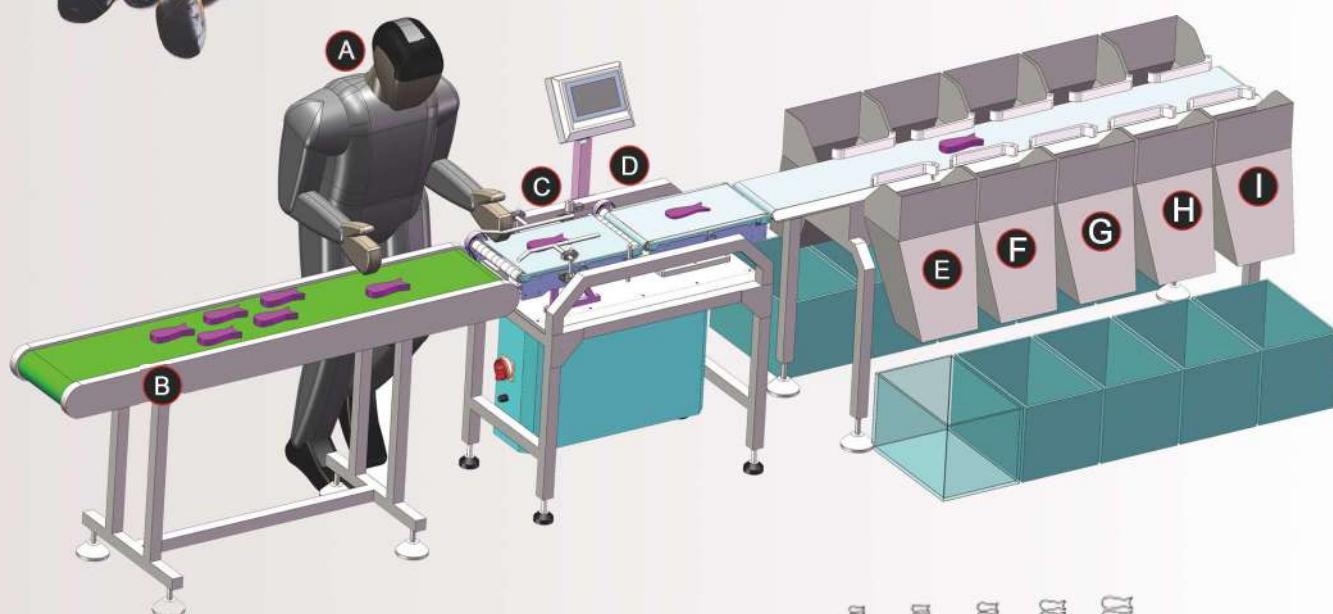
# SEMI-AUTO 1-15KG WEIGH BOX PACK LINE

WOLIN

包  
裝  
機



NO.	DESCRIPTION	FUNCTION
A	Z Bucket Elevator	Lift the bulk material to the scale feed hopper by vibration and bucket moving
B	2 Head 20L Weigh Filler	Auto dump the preset portion weight to the downstream bag-in-box line
C	Compact Platform	Used to support weight filler
D	Metal Detector	Check if the discharge material with metal
E	Bag-in-Box Line	Auto finish dumping material into the box or bag-in-box conveyor line and output



NO.	DESCRIPTION	FUNCTION
A	Onsite Worker	Put products on the flat belt conveyor evenly by hand at same distance
B	Flat Belt Conveyor	Auto transport the product to the loading belt section evenly
C	Feed-in Belt Section	Feed-in and lead the products evenly to the weighing belt section
D	Dynamic Weighing Section	Auto sample & analyze the weighing data according to preset weight and tolerance
E F G H I	Different Grading Section	Auto sorting/grading different weight product to the specified section





**Tray Packing Line**



**Mini Doypack Packing Line**



**Ton Bag Filling Weigher**



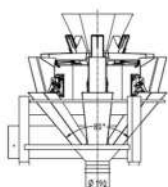
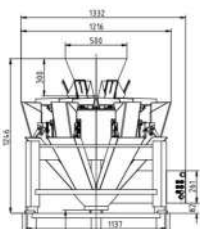
**Liquid Doypack Packing Line**



**Bottle&Jar Packing Line**



**Carton Packing Line**



## APPLICATION

Typically Weighing And Filling:  
Sugar, Salt, Rice, Beans, Seeds,  
And Other Small Granule ect.



## FEATURE

- 2G Auto Program Set Up
- 6 Heads For Fast Speed Filling
- Free tool install & release
- Independent PCB board



## SPECIFICATION

Weigh Head	6	6
Hopper Size	3. 0L	8. 0L
Weigh Range	10-2000g	10-5000g
Accuracy	1-2g	1-5g
Max Speed	60bpm	40bpm
Power Supply	220V±10%, 50、60Hz, 1Phase	
Control System	MCU+7" Touch Screen+Step Motor Driven	
Options	316SUS Buildings/Infeed Loading Conveyor/Support Stand	

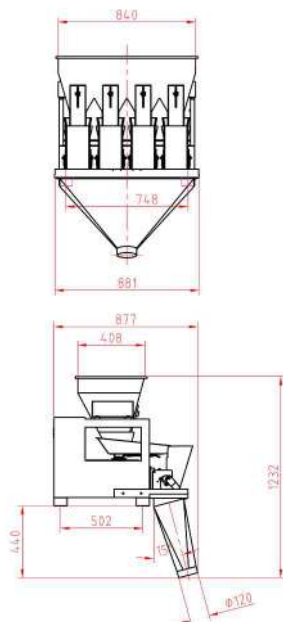
\*The actual performance is subject to different material requirements





# 3L linear Weigher

**WOLIN**

 包  
焊  
裝  
麟


## APPLICATION

Typically Weighing And Filling:  
Sugar, Salt, Seeds, Rice, Beans,  
Pet Food, Detergent Powder,  
And Other Granule Product.



## FEATURE

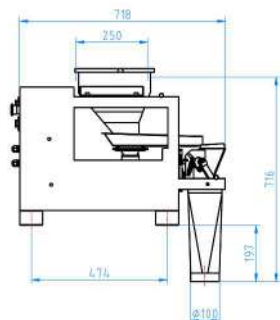
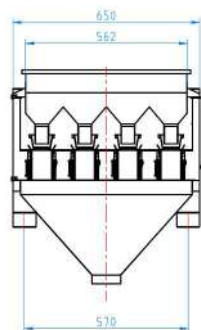
- 2g Auto Program Set Up
- Free Tool Install & Release
- Easy Operate And Maintenance
- Modular MCU Control System



## SPECIFICATION

Weigh Head	1	2	3	4
Hopper Size	3. 0L	3. 0L	3. 0L	3. 0L
Weigh Range	10-2000g	10-2000g	10-2000g	10-2000g
Accuracy	0. 2-2g	0. 2-2g	0. 2-2g	0. 2-2g
Max Speed	15bpm	30bpm	45bpm	60bpm
Power Supply	220V±10%, 50/60Hz, 1Phase			
Control System	MCU+7" Touch Screen+Step Motor Driven			
Options	316SUS Buildings/Infeed Loading Conveyor/Support Stand			

★ The actual performance is subject to different material requirements



## APPLICATION

Typically Weighing And Filling:  
Sugar, Salt, Seeds, Seasoning,  
Rice, Beans, Detergent Powder,  
And Other Granule Product.



## FEATURE

- 2g Auto Program Set Up
- Free Tool Install & Release
- Easy Operate And Maintenance
- Modular MCU Control System



## SPECIFICATION

Weigh Head	2	4
Hopper Size	0.5 L	0.5 L
Weigh Range	1-150g	1-150g
Accuracy	0. 2-1g	0. 2-1g
Max Speed	30bpm	60bpm
Power Supply	220V±10%, 50/60Hz, 1Phase	
Control System	MCU+7" Touch Screen+Step Motor Driven	
Options	316SUS Buildings/Infeed Loading Conveyor/Support Stand	

\* The actual performance is subject to different material requirements

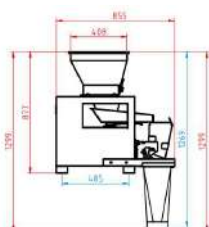
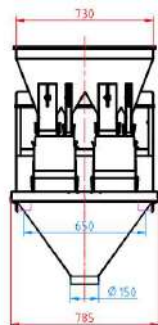




# 8L linear Weigher

WOLIN

包焊  
裝麟



## APPLICATION

Typically Weighing And Filling:  
Sugar, Salt, Seeds, Rice, Beans,  
Pet Food, Detergent Powder,  
And Other Granule Product.



## FEATURE

- 2G Auto Program Set Up
- Coarse & Fine vibrator feed
- Free tool install & release
- Large weight 1 - 5Kg



## SPECIFICATION

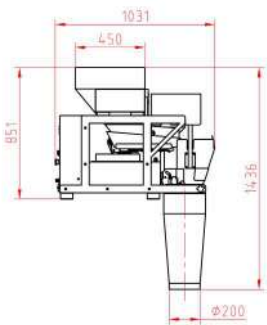
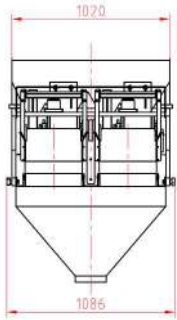

Weigh Head	1	2	4
Hopper Size	8.0 L	8.0 L	8.0 L
Weigh Range	100-5000g	100-5000g	100-5000g
Accuracy	1-5g	1-5g	1-5g
Max Speed	10bpm	20bpm	40bpm
Power Supply	220V $\pm$ 10%, 50/60Hz, 1Phase		
Control System	MCU+7" Touch Screen+Step Motor Driven		
Options	316SUS Buildings/Infeed Loading Conveyor/Support Stand		

\*The actual performance is subject to different material requirements



# 20L Weight linear Weigher

**WOLIN**

 包煒  
裝麟


## APPLICATION

Typically Weighing And Filling:  
Ice Cubes, Red Dates, Peanuts,  
Dried Chillies, Dried Fruit, Rice,  
Fodder, Fertilize Granule Product.

## FEATURE

- 2G Auto Program Set Up
- SUS304 Building
- Combine Dumping
- 10KG Large Weight Filling

## SPECIFICATION


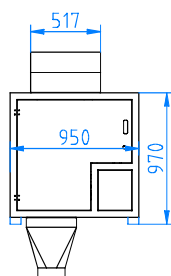
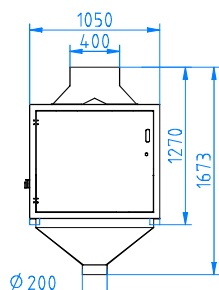
Weigh Head	1	2
Hopper Size	20.0 L	20.0 L
Weigh Range	100g-10Kg	100g-10Kg
Accuracy	1-20g or 1-3pcs	1-20g or 1-3pcs
Max Speed	10bpm	20bpm
Power Supply	220V±10%, 50/60Hz, 1Phase	
Control System	MCU+7" Touch Screen+Step Motor Driven	
Options	316SUS Buildings/Infeed Loading Conveyor/Support Stand	

\*The actual performance is subject to different material requirements



# Free Fall linear Weigher

**WOLIN**

 包煒  
裝麟


## APPLICATION

Typically Weighing And Filling:  
small granules such as rice,  
sugar, seed, salt, beans,  
detergent, pet food, etc



## FEATURE

- 2G Auto Program Set Up
- Free Drop Design
- Easy Operate And Maintenance
- Large Weight 1-10KG Filling



## SPECIFICATION

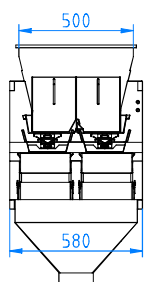
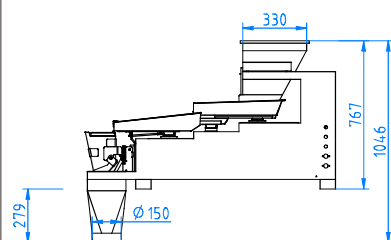
Weigh Head	1	2	4
Hopper Size	20 L	20 L	20 L
Weigh Range	1-10Kgs	1-10Kgs	1-10Kgs
Accuracy	1%-1‰	1%-1‰	1%-1‰
Max Speed	5bpm	10bpm	20bpm
Power Supply	220V±10%, 50、60Hz, 1Phase		
Control System	MCU+7" Touch Screen+Step Motor Driven		
Options	316SUS Buildings/Infeed Loading Conveyor/Support Stand		

\*The actual performance is subject to different material requirements



# Triple feeder linear Weigher

**WOLIN**

 包焊  
裝麟


## APPLICATION

Typically Weighing And Filling:  
Dried Fruit , Chips, Snack Nuts,  
Hardwre Screws, Metal Bolts,  
Blueberry , Olives And Ect.



## FEATURE

- 2G Auto Program Set Up
- Triple Feeder For Big Pc Material
- Easy Operate And Maintenance
- Easy And Quick Clean



## SPECIFICATION

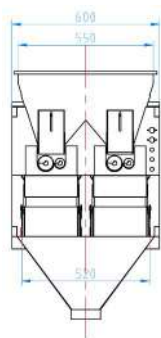
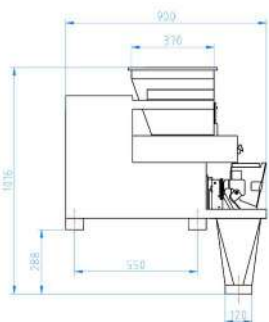
Weigh Head	2	4
Hopper Size	5. 0L	5. 0L
Weigh Range	10-3000g	10-3000g
Accuracy	1-5g or 1-3pcs	1-5g or 1-3pcs
Max Speed	12bpm	24bpm
Power Supply	220V±10%, 50、60Hz, 1Phase	
Control System	MCU+7" Touch Screen+Step Motor Driven	
Options	316SUS Buildings/Infeed Loading Conveyor/Support Stand	

\*The actual performance is subject to different material requirements



# Screw linear Weigher

**WOLIN**

 包焊  
裝麟


## APPLICATION

Typically Weighing And Filling:  
Sticky Sugar, Sticky Cha, Meat  
Cooked Rice, Shrimp, Pickle Ect



## FEATURE


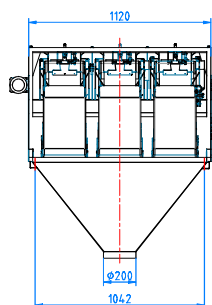
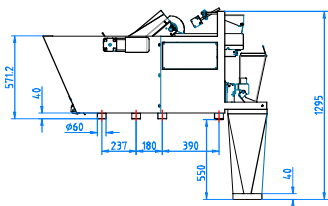
- 2G Auto Program Set Up
- Screw Feeder For Sticky Material
- Easy Operate And Maintenance
- Easy And Quick Clean



## SPECIFICATION

Weigh Head	2	4
Hopper Size	5. 0L	5. 0L
Weigh Range	10-3000g	10-3000g
Accuracy	1-10g	1-10g
Max Speed	20bpm	40bpm
Power Supply	220V±10%, 50、60Hz, 1Phase	
Control System	MCU+7" Touch Screen+Step Motor Driven	
Options	316SUS Buildings/Infeed Loading Conveyor/Support Stand	

\*The actual performance is subject to different material requirements



## APPLICATION

Belt Feeding For Weighing:  
Salad, Cut Vegetable Pc,  
Bean Sprout, Noodles Ect



## FEATURE

- 2G Auto Program Set Up
- Triple Feeder For Big Pc Material
- Easy Operate And Maintenance
- Easy And Quick Clean



## SPECIFICATION

Weigh Head	2	3
Hopper Size	12. 0L	12. 0L
Weigh Range	100-1000g	100-1000g
Accuracy	±10% or ±10-25g	±10% or ±10-25g
Max Speed	15bpm	20bpm
Power Supply	220V±10%, 50、60Hz, 1Phase	
Control System	MCU+7" Touch Screen+Step Motor Driven	
Options	316SUS Buildings/Infeed Loading Conveyor/Support Stand	

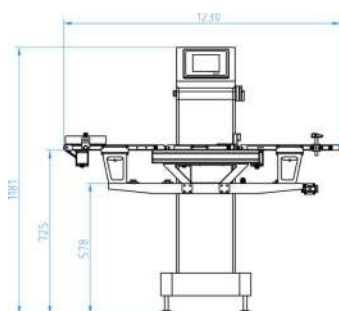
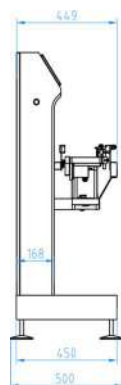
\*The actual performance is subject to different material requirements





# High Accuracy Check Weigher

**WOLIN**

 包煒  
裝麟


## APPLICATION

Suitable For Checking Small Items ,  
Such As Pills Pallet, Small Bag Pack Of  
Powder, Liquid, Snack, Medicine Over or  
under Target Weight, Detecting Unqualified  
Items.



## FEATURE

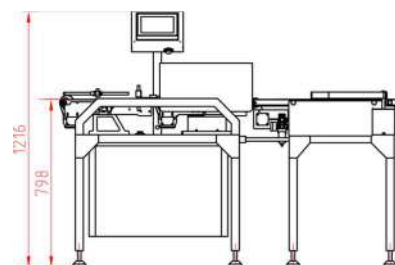
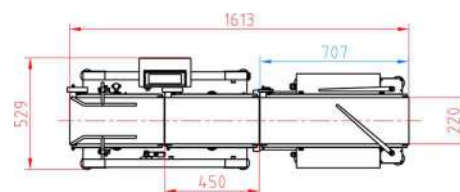
- Using High Accuracy Sensor
- Easy Assembly And Clean
- Free Setting During Running
- Self-diagnosis&reset Function
- Sus 304 Body Construction
- 7" H.m.i Touch Screen Control



## SPECIFICATION

Model		WL-CW100
Checking Range		5-200g
Accuracy		±0.2g~±0.5g
Belt Speed		25-42m/min
Check Size	Length	≤250mm
	Width	≤100mm
Weighing Belt	Length	450mm
	Width	100mm
Power Supply		220V±10%, 50/60Hz, 1Phase
Control System		High Speed A/D Sampling Module
Rejector		Air Blast

\*The actual performance is subject to different material and bag types



## APPLICATION

Check the weight of bags, bottle, tray, can, box, and single product piece, used in electronic, beverage, pharmaceutical, cosmetic, food, agricultural product etc.



## FEATURE

- Using high accuracy sensor
- Easy assembly and clean
- Free setting during running
- Self-diagnosis&reset function
- SUS 304 body construction
- 7" H.M.I touch screen control



## SPECIFICATION

Model		WL-CW220	WL-CW300
Checking Range		10-1000g	100-2000g
Accuracy		$\pm 0.3g \sim \pm 1g$	$\pm 0.5g \sim \pm 2g$
Belt Speed		30-60m/min	30-60m/min
Check Size	Length	$\leq 300mm$	$\leq 300$
	Width	$\leq 220mm$	$\leq 300$
Weighing Belt	Length	450mm	450mm
	Width	220mm	300mm
Power Supply		220V $\pm 10\%$ , 50/60Hz, 1Phase	220V $\pm 10\%$ , 50/60Hz, 1Phase
Control System		High Speed A/D Sampling Module	High Speed A/D Sampling Module
Rejector		Swing Arm	Swing Arm

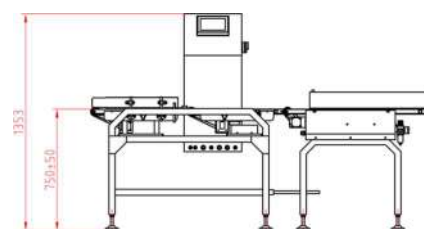
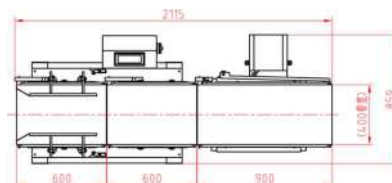
★ The actual performance is subject to different material and bag types





# Heavy Weight Check Weigher

**WOLIN**

 包煒  
裝麟


## APPLICATION

Suitable For Inspecting Large Package, Big Weight Of Bags, Box Package, Bottles, Widely Used In Express Logistics And Food Packing Industry.

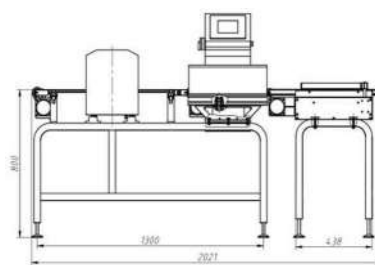
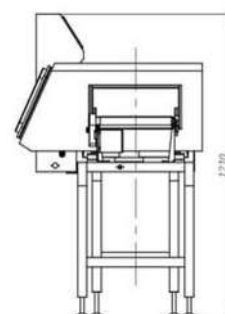
## FEATURE

- Using high accuracy sensor
- Easy assembly and clean
- Free setting during running
- Self-diagnosis&reset function
- SUS 304 body construction
- 7" H.M.I touch screen contro

## SPECIFICATION

Model		WL-CW400
Checking Range		1-10Kgs
Accuracy		±2g~±10g
Belt Speed		25-42m/min
Check Size	Length	≤450mm
	Width	≤400mm
Weighing Belt	Length	650mm
	Width	400mm
Power Supply		220V±10%, 50/60Hz, 1Phase
Control System		High Speed A/D Sampling Module
Rejector		Swing Arm/Air Blast/Pusher

✱The actual performance is subject to different material and bag types



## APPLICATION

Suitable For Weight Inspecting And Metal Detecting Of Bags, Tray, Can, Box Package Used In Electronic, Beverage, Pharmaceutical, Cosmetic, Food, Agricultural Product Etc.

## FEATURE

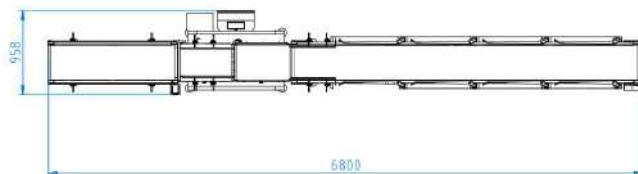
- Combo Metal Detector And Weight Check
- Compact Design And Build
- DSP Technology For High Precision
- Food Grade 304sus And Running Belt
- Free Setting During Running
- 7" H.m.i Touch Screen Control

## SPECIFICATION

Model		WL-COMBO4025
Checking Range		10-2000g
Accuracy		$\pm 2g \sim \pm 10g$ , $Fe \geq 1.2mm$ , $SUS \geq 2.5mm$ ; $Non Fe \geq 2.5mm$
Belt Speed		25-50m/min
Check Size	Length	$\leq 300$
	Width	$\leq 300$
Weighing Belt	Length	450
	Width	300
Power Supply		220V $\pm$ 10%, 50/60Hz, 1Phase
Control System		High Speed A/D Sampling Module
Rejector		Swing Arm/Air Blast/Pusher

✳ The actual performance is subject to different material and bag types





## APPLICATION

For Checking Product's Weight And Divide Them Into Outlets With Different Weight Range. Suitable For Seafood, Chicken Wing, Fillet, And Other Agricultural Product.



## FEATURE

- Professional Waterproof Design
- Free Setting The Value During Running
- Quick Dismantle And Mount For Easy-clean
- Self-diagnosis Alarm And Reset Feature
- Multi-language Screen Is Available



## SPECIFICATION

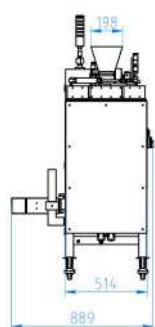
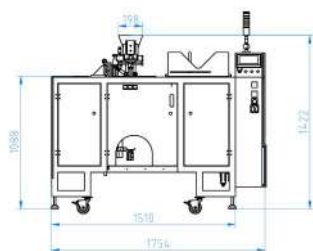
Model		WL-CWS4
Checking Range		1000g-5000g
Minimum Scale		±5g~±10g
Belt Speed		25-42m/min
Check Size	Length	≤450
	Width	≤400
Weighing Belt	Length	650
	Width	400
Power Supply		220V±10%, 50/60Hz, 1Phase
Control System		High Speed A/D Sampling Module
Rejector		Swing Arm/Air Blast/Pusher

\* The actual performance is subject to different material and bag types



# Mini Doypack Packing Machine

**WOLIN**

 包 煒  
裝 麟


## APPLICATION

Apply For Liquid, Powder And Granules, Pet Food, Hardware Parts, Workable For Standup, ziplock, 3-side Seal, Gusseted And Kraft Paper Open-window Pouch etc.



## FEATURE

- Auto Bag Pick-open-fill-seal
- Up Suction Design
- Bag Type And Size Adjustable
- No Pouch, No Dump
- Auto Trouble Shooting
- Interlock Safety, CE Standard



## SPECIFICATION


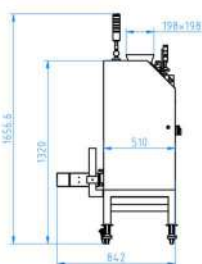
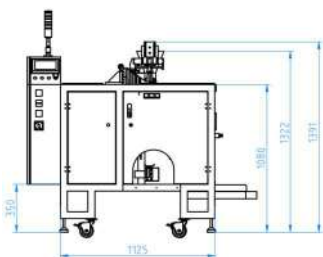
Work Station	1	2
Bag Size	100-300mm (W) /100-350mm(L)	100-300mm(W) /100-350mm(L)
Max Speed	4-10bpm	8-20bpm
Air Pressure	0.6-0.7Mpa	
Power Supply	220V±10%, 50/60Hz, 1Phase	
Control System	PLC+7" Touch Screen+Pneumatic Driven	
Options	Zipper Bag Open Device/Product Settler/Gas Flush/Grip Seal/Printer	

\*The actual performance is subject to different material and bag types



# Mini Doypack Packing Machine

**WOLIN**

 包  
焊  
裝  
機


## APPLICATION

Apply For Liquid, Powder And Granules, Pet Food, Hardware Parts, Workable For Standup, ziplock, 3-side Seal, Gusseted And Kraft Paper Open-window Pouch etc.



## FEATURE

- Auto Bag Pick-open-fill-seal
- Down Suction Design
- Bag Type And Size Adjustable
- No Pouch, No Dump
- Auto Trouble Shooting
- Interlock Safety, CE Standard

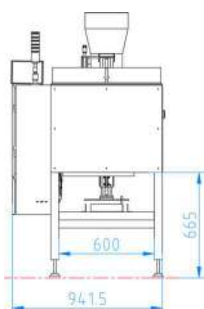
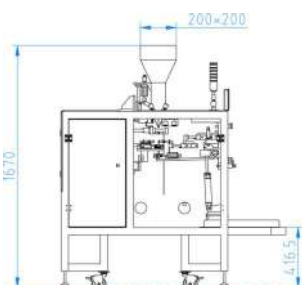


## SPECIFICATION

Work Station	1	2
Bag Size	100-300mm(W) / 100-350mm(L)	100-300mm(W) / 100-350mm(L)
Max Speed	4-10bpm	8-20bpm
Air Pressure	0.6-0.7Mpa	
Power Supply	220V $\pm$ 10%, 50/60Hz, 1Phase	
Control System	PLC+7" Touch Screen+Pneumatic Driven	
Options	Zipper Bag Open Device/Product Settler/Gas Flush/Grip Seal/Printer	

\* The actual performance is subject to different material and bag types





## APPLICATION

For Big Premade Standup , Ziplock Pouch, Pe Bag, Width Can Be Up To 450mm, Widely Used For Rice, Pet Food, Nuts, Dry Fruit, Or Frozen Fruit Packing



## FEATURE

- Auto Bag Pick-open-fill-seal
- Down suction for big pouch
- Bag Type And Size Adjustable
- No Pouch, No Dump
- Auto Trouble Shooting
- Interlock Safety, CE Standard



## SPECIFICATION

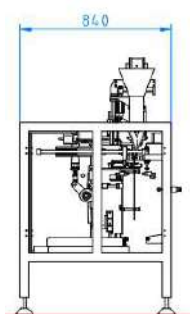
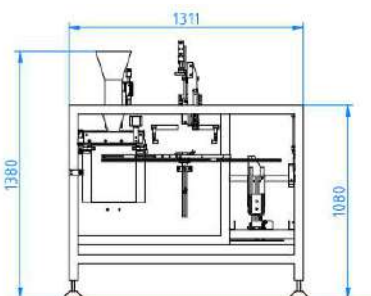
Work Station	1
Bag Size	250-450mm(W) /250-500mm(L)
Max Speed	5-10bpm
Air Pressure	0.6-0.7Mpa
Power Supply	220V±10%, 50/60Hz, 1Phase
Control System	PLC+7" Touch Screen+Pneumatic Driven
Options	Zipper Bag Open Device/PE Sealed Jaw/Gas Flush/Grip Seal/Printer

\* The actual performance is subject to different material and bag types



## 2 Station Packing Machine

**WOLIN**

 包  
焊  
裝  
機


### APPLICATION

For Big Premade Standup , Ziplock Pouch, Pe Bag, Expecially With Weight Feedback Device, Widely Used For Juice, Oil, Liquid, Powder or Mixed Product Packing.

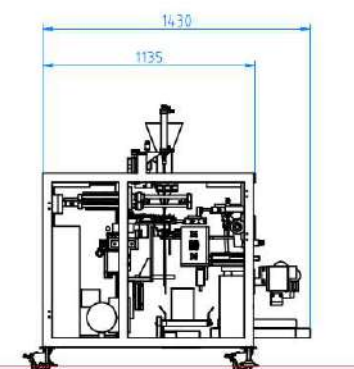
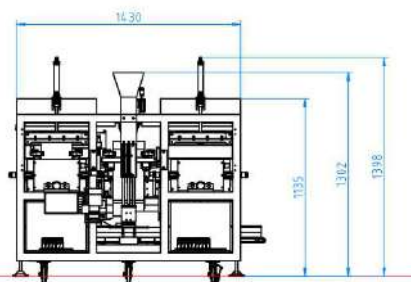
### FEATURE

- Auto Bag Pick-open-fill-seal
- Down Suction For Big Pouch
- No Pouch, No Dump
- Auto Trouble Shooting
- Interlock Safety, CE Standard

### SPECIFICATION

Work Station	2
Bag Size	100-300mm(W) / 100-350mm(L)
Max Speed	5-10bpm
Air Pressure	0.6-0.7Mpa
Power Supply	220V $\pm$ 10%, 50/60Hz, 1Phase
Control System	PLC+7" Touch Screen+Pneumatic Driven
Options	Zipper Bag Open Device/PE Sealed Jaw/Weight Feedback Device

\* The actual performance is subject to different material and bag types



## APPLICATION

For Big Premade Pouch Need Vacuum Packing, Width Can Be Up To 300mm, Widely Used For Rice, Pet Food, Nuts, Dry Fruit Pouch Vacuum Packing



## FEATURE

- Auto Bag Pick-open-fill-seal
- 2 Vacuum Station
- No Pouch, No Dump
- Auto Trouble Shooting
- Interlock Safety, CE Standard



## SPECIFICATION

Work Station	3
Bag Size	100-300mm(W) / 100-350mm(L)
Max Speed	5-10bpm
Air Pressure	0.6-0.7Mpa
Power Supply	220V $\pm$ 10%, 50/60Hz, 1Phase
Control System	PLC+7" Touch Screen+Pneumatic Driven
Options	Printer


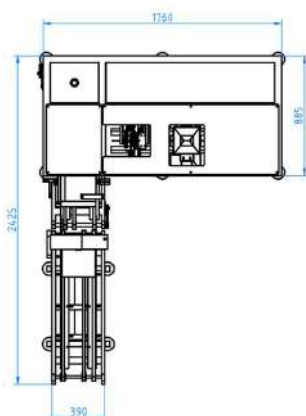
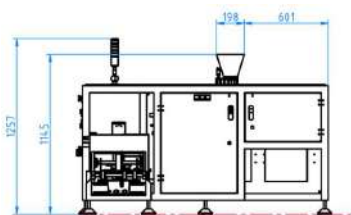
✳ The actual performance is subject to different material and bag types





# 4 Station Doypack Packing Machine

**WOLIN**

 包  
焊  
裝  
麟


## APPLICATION

Apply For Liquid, Powder And Granules, Pet Food, Hardware Parts, Workable For Standup, ziplock, 3-side Seal, Gusseted And Kraft Paper Open-window Pouch etc.



## FEATURE

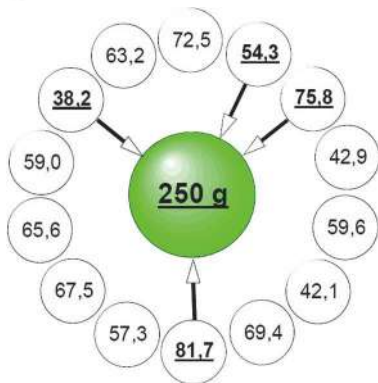
- High speed 4 station running
- Servo motor driven
- Auto bag width size adjust
- No Pouch, No Dump
- Auto Trouble Shooting
- Interlock Safety, CE Standard



## SPECIFICATION

Work Station	4
Bag Size	100-300mm(W) / 100-350mm(L)
Max Speed	10-15bpm
Air Pressure	0.6-0.7Mpa
Power Supply	220V $\pm$ 10%, 50/60Hz, 1Phase
Control System	PLC+7" Touch Screen+Pneumatic Driven
Options	Zipper Bag Open Device/PE Sealed Jaw/Gas Flush/Grip Seal/Printer

\* The actual performance is subject to different material and bag types



Welin's new modular multiple head combination weighing filler series is with the feature of hi-speed, hi-accuracy and reliable performance. Adopting numbers combination theory, CPU auto calculate and choose the closest target weight combination hoppers to dump to the downstream units, such as manual filling, various packing machine, tray/bottle/bucket/can filling device, also integrated with weight checker, metal detector or X-ray. Widely applied for food or non-food packing industry, such as rice, seeds, nuts candy, snack food, potatoes chips, IQF food, biscuits, bread, fresh vegetable and fruits, hardware or plastic parts, etc. Besides, as for fragile, hard-flowing, long-stick or mixed products, basing on years successful experience, we can custom mechanical and program to meet the project requirements, such as dimple plate, timing hopper, inclined feeder pan, piece counting, 1 to 2-3-4-5 points dump or IP65 waterproof design, etc.



## WL-MMW Mini 10/14 Head Filler Series

- ✓ Newly mini compact frame design, low noisy reliable performance
- ✓ Apply for small weight, hi-speed and hi-accuracy operation, such as tea
- ✓ Full 304SUS building, safety, hygiene, free-tool dismantle, easy clean
- ✓ 10/14 head version, 70/120 portion/min capacity
- ✓ 2g-150g weight range
- ✓ 0.1-1g accuracy

## WL-SMW Standard 10/14 Head Filler Series

- ✓ Modular hopper design, changeable, low noisy performance
- ✓ Apply for nuts, candy or pet food, or non-food depositor
- ✓ Full 304SUS building, safety, hygiene, free-tool dismantle
- ✓ Step motor driven, MCU/DSP control system, CE mark
- ✓ 10/14 head version, 70/120 portion/min capacity
- ✓ 10g-1500g weight range
- ✓ 0.1-1.5g accuracy



## WL-MWH 10/14 Head Manual Portion Weigher



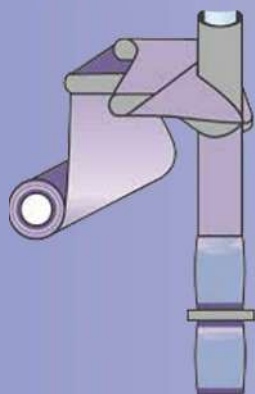
- ✓ Limited height, low drop distance, manual feeding material;
- ✓ Applied for big piece material, such as chicken, meat or onion, etc;
- ✓ Full 304SUS building, safety, hygiene, free-tool dismantle
- ✓ 10/12/14 head version, 40-60 portions per min.
- ✓ 20g-1500g weight range
- ✓ 0.1-3g accuracy

## WL-FFW 10/14Head Big FFW Weigher

- ✓ 5L weigh hopper capacity, powerful vibrator, dimple plate
- ✓ Applied for big weight or big material, such as potato, carrots
- ✓ Full 304SUS building, safety&hygiene, free-tool dismantle
- ✓ 10/14 head version, 14head high accuracy run mode
- ✓ 100g-5000g weight range
- ✓ 0.1-5g accuracy







WL-VFFS420



WL-VFFS520



WL-VFFS620

Model	WL-VFF420	WL-VFFS520	WL-VFFS620
Bag Width	60-200mm	80-250mm	100-300mm
Bag Length	60-300mm	80-350mm	200-400mm
Roll Film Width	420mm	520mm	620mm
Packing Speed	6-60BPM	5-60BPM	5-50BPM
Film Thickness	0.04 - 0.08mm	0.04 - 0.09mm	0.04 - 0.09mm
Air Consumption	0.65mps 0.3m <sup>3</sup> /min	0.85mps 0.4 <sup>3</sup> /min	0.90mps 0.5m <sup>3</sup> /min
Options	Apply for BOPP/CPP, BOPP/VMCPP, BOPP/PE, PE/VMPET/PE, PET/PE, ETC Former/Nitrogen Filler/Holer/Continuous Bag/Bag Holder/Weight Filler, etc.		







Volumetric Cup Filler



Stirring Piston Liquid Filler



Powder Auger Filler



Semi-Auto 10-50KG Fill Seal System



Hi-Sensitivity Metal Detector




X-RAY Inspecting Machine



One Lane Sticker Packing Machine



3-Side/4-Side FFS Machine



Metal Screw Counting Packing Machine



Multilane Sticker FFS Packing Machine



Auto Online Bottle Labelling Machine



Auto Carton Sealing Machine



Vacuum Loader



(Grains) Z Bucket Elevator



Inclined Cleat-Belt Conveyor



One Bucket Elevator



Output Conveyor



(Powder) Screw Conveyor



Rotary Collecting Table



Adjust-Movable Platform



Fixed Working Platform



E-Maganatic Vibratory Feeder





Rotary Bottle Feeding Table



Horizontal Fastback Feeder



Inclined Bucket Conveyor



Free-tool Screw Conveyor



Flat Belt Conveyor



Corner Belt Conveyor

(Tabletop)  
Vertical Continuous Sealer

Flow Continuous Sealer



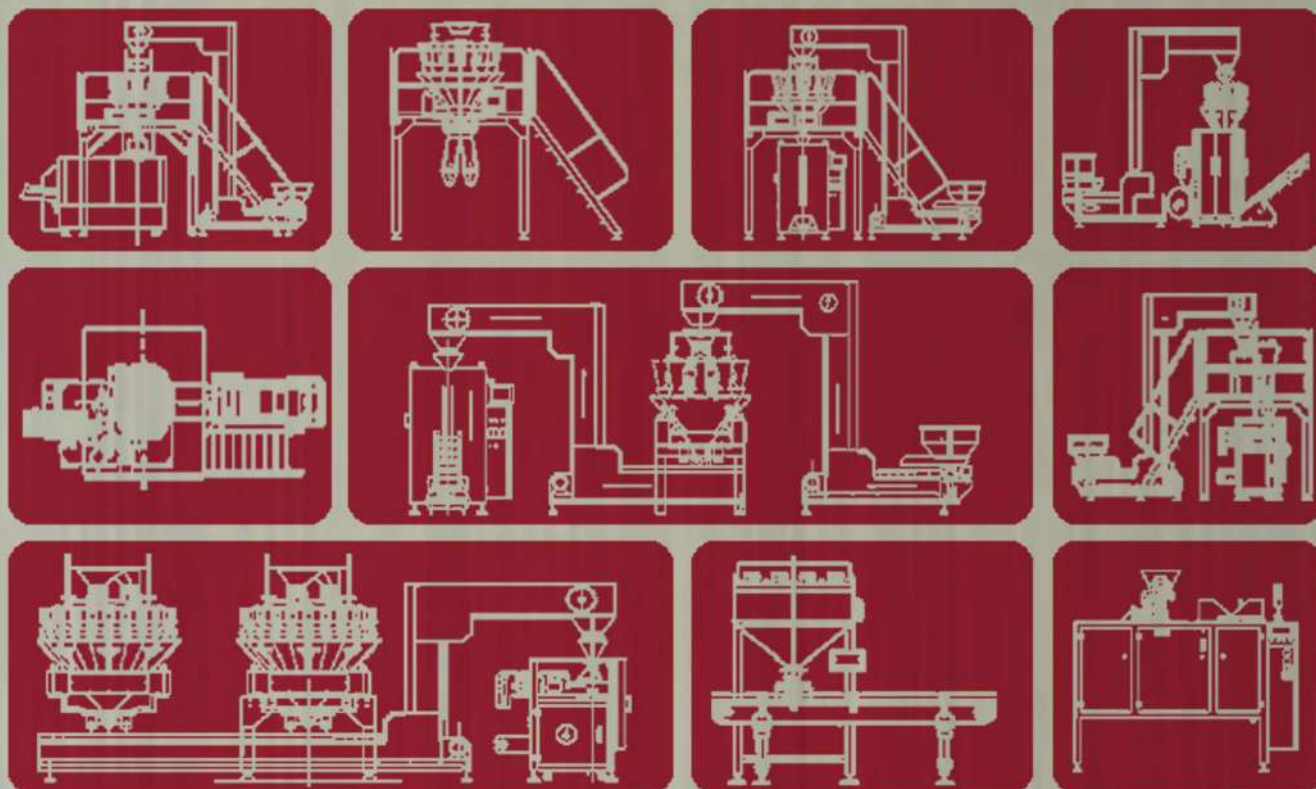
Lid Feeder Capper



Material Blending Machine

(Stand Alone)  
Vertical Continuous Sealer

# WE KNOW HOW...





*Packing Carry • Deliver • Create Value*

**中山市炜麟包装机械有限公司**


**ZHONGSHAN WEIGHLIN PACKAGING MACHINERY CO., LTD**


 No.68, Jichang West Road, Jichang Suburb,  
Dongfeng, Zhongshan, Guangdong, China.


 0086 760-2277 6072


 0086 760-2277 6071

 [www.weighlin.com](http://www.weighlin.com)


 [Info@weighlin.com](mailto:Info@weighlin.com)

 3559600541

 Youtube: Welin Packaging

 Facebook: Welin Packaging

 Whatsapp ID: 137 0236 9209

 Skype ID: [info@weighlin.com](https://www.skype.com/people/info@weighlin.com)