TETRA TECH

718685

Via Electronic and US Mail

April 18, 2023

Joseph A. Gowers
Remedial Project Manager
Emergency and Remedial Response Division
USEPA Region II
290 Broadway, 19th Floor
New York, New York 1007-1866

Re: Ringwood Mines Landfill Superfund Site
Interim Groundwater and Surface Water Monitoring Program Report
11th Sampling Event, February 2024

Dear Mr. Gowers:

During the period of February 19 through February 23, 2024, Tetra Tech Inc. (Tetra Tech), on behalf of Ford Motor Company (Ford), completed the 11th sampling event in accordance with the Interim Groundwater and Surface Water Monitoring Program (Interim Program) for the Ringwood Mines Landfill Superfund Site (Site). The Interim Program is detailed in the Final Remedial Design Report, Ringwood Mines/Landfill Superfund Site, Operable Unit Two (OU-2) (Cornerstone, Revised October 2017) and the Final Remedial Design Addendum, Ringwood Mines/Landfill Superfund Site, OU-2 (Cornerstone, October 2018). Both documents were approved by the United States Environmental Protection Agency (USEPA) via a letter dated October 22, 2018, and were required under the September 12, 2014, Administrative Order of Consent (AOC) and the August 5, 2020, Consent Decree for Remedial Action for OU-2.

In accordance with the OU-2 Final Remedial Design Report, and as summarized in the February 15, 2021, Work Plan, the Interim Program consists of the collection of groundwater and surface water samples from select locations on either a quarterly or semi-annual frequency. Quarterly sampling was planned from locations associated with the Peters Mine Pit (PMP) and surrounding area for a period of one year (i.e., four sampling events). Sampling would thereafter be conducted semi-annually, provided that the quarterly monitoring data indicated stable groundwater quality. However, the start of the OU-2 field activities was delayed until November 2021, so Ford recommended that quarterly sampling continue for one additional year in order to meet the objective of the quarterly sampling to monitor groundwater quality during the OU-2 field activities. Therefore, based on the OU-2 project schedule, quarterly sampling continued throughout 2022. As recommended following completion of the November 2022 quarterly sampling event, and subsequently approved by USEPA via email dated March 15, 2023, the Interim Program will continue with semi-annual sampling as provided for in the approved OU-2 Remedial Action Work Plan.

Semi-annual sampling is conducted at locations associated with the OU-2 land Areas of Concern (ACs,) including the PMP, O'Connor Disposal Area (OCDA), the Cannon Mine Pit (CMP), as well as the Sally's Pond Area (SPA), and nearby and downstream surface water locations. The Interim Program will be implemented until such time as a final Groundwater Monitoring Plan is developed and approved as part of Operable Unit Three (OU-3), Site-related Groundwater. The analytical work scope and methods are discussed in detail below.

TETRA TECH
100 Crystal Run Road, Suite 101, Middletown, NY 10941
Tel 877.294.9070 Fax 877.845.1456 tetratech.com

The 11th sampling event under the Interim Program was preceded by the collection of a synoptic round of water levels from accessible monitoring well locations on February 20, 2024. The sample locations, sampling procedures, analytical methods, and a discussion of the analytical results are presented in the sections that follow.

Sampling Locations

As part of the February 2024 semi-annual Interim Program event, sampling was conducted, or attempted, at the following 35 monitoring wells (18 monitoring wells at PMP, 5 monitoring wells at OCDA, 8 monitoring wells at CMP, and 4 monitoring wells at SPA) and 21 surface water locations. Sampling locations are illustrated on Figure 1 provided in Attachment A. In addition, groundwater monitoring well construction details are provided in Table 1 and water level measurements are provided in Table 2.

PMP				
OB-11R	OB-31	RW-3DD	RW-11S	RW-15S
OB-19^	OB-32	RW-5^	RW-11D	RW-15D
OB-20B	RW-3	RW-6	RW-14S^	
OB-27	RW-3DS	RW-6A	RW-14D^	

OCDA				
OB-14A	OB-16	OB-17	OB-24	RW-16

CMP		
RW-8S	RW-8D	RW-2
RW-2D	RW-9	RW-10S^
RW-10D^	OB-3^	

SPA			
OB-10^	OB-29^	RW-12S^	RW-12D^

Surface Water Locations				
PAB-00	PAB-04	MRB-03	SW-03	SR-3 Seep 2
PAB-01	SP-01	NOB-01	SW-04	
PAB-01A	MRB-00	NOB-02	SW-11	
PAB-02	MRB-01	PMB-01	SR3-Pond	
PAB-03	MRB-02	PMB-02	SR-3 Seep 1	

^ - Locations added to sampling program per OU-2 Final Remedial Design Addendum.

During the February 2024 sampling event, location SR-3 Seep 1 was dry, and therefore a sample could not be collected. This is not unusual, as SR-3 Seep 1 has been frequently dry following completion of the remedial actions within the PMP.

Sample Collection and Analyses

Groundwater samples were collected using low-flow sampling methodology consistent with previously approved and implemented practices. Field sampling data sheets are provided for reference in Attachment B. To maximize sample volume, purge rates established during prior sampling events were used. Details regarding purge rates and sampling dates are provided in Table 3 and field parameter measurements at the time of sampling are summarized in Table 4.

Following collection, the sample bottles were placed on ice in a cooler and sent under chain of custody to Eurofins Laboratories (Eurofins) for analysis of Target Compound List (TCL) Volatile Organic Compounds (VOCs), 1,4-dioxane, and total and dissolved arsenic and lead. The samples were analyzed using the following methods:

- VOCs – USEPA Method 8260B
- 1,4-dioxane – USEPA Method 8270D SIM with Isotope Dilution
- Arsenic and lead (total and dissolved) – USEPA Method 6020A

Upon receipt of the analytical data and reports, Cadena, Inc. (Cadena) conducted a level two validation of the laboratory analytical results for the sample delivery groups (SDGs) generated by Eurofins during this sampling event. Copies of the laboratory and data validation reports are provided in Attachments C and D, respectively.

Groundwater Elevation Data

Prior to sampling, a synoptic round of water levels at the groundwater monitoring wells was conducted on February 20, 2024. Groundwater elevation data from this round of water level measurements are presented on Figures 2 through 6 provided in Attachment A. These figures present groundwater contours as follows:

- Figure 2 – Overburden Well Locations and Overburden Groundwater Contours in the Peters Mine Pit – February 2024
- Figure 3 –Well Locations and Shallow Bedrock Potentiometric Surface Contours in the Peters Mine Pit – February 2024
- Figure 4 –Well Locations and Overburden Groundwater Elevation Contours in the Former OCDA
- Figure 5 –Well Locations and Shallow Bedrock Potentiometric Surface Contours in the CMP – February 2024
- Figure 6 – Well Locations and Deep Bedrock Potentiometric Surface Contours in the CMP – February 2024

As shown in Figures 2 and 4, the groundwater flow gradient in the overburden is generally to the southeast from the PMP Area towards OCDA. As shown in Figure 3, the groundwater flow gradient in the shallow bedrock in the PMP Area is generally to the southeast. As shown in Figures 5 and 6, the groundwater flow gradient in the shallow and deep bedrock in the CMP Area is primarily from the bedrock ridge towards the southeast with a component of flow to the southwest towards the Mine Brook. The flow gradients in each of the three land ACs are consistent with the findings of the OU-3 Site-Related Groundwater Remedial Investigation (RI) as outlined in the RI Report dated January 2015.

Analytical Data

The results of the February 2024 Interim Program are summarized in the enclosed data tables that are listed below.

Table 1 – Monitoring Well Construction Details

Table 2 – Site Wide Water Level Measurements – February 20, 2024

Table 3 – Summary of Well Purging and Sample Collection

Table 4 – Summary of Field Parameters at Sampling Time – Overburden/Bedrock Wells

Tables 5A – 5B – Summary of Detected Analytes – Summary of Analytical Results in Groundwater - PMP

Tables 6A – 6B – Summary of Detected Analytes – Summary of Analytical Results in Groundwater - OCDA

Tables 7A – 7B - Summary of Detected Analytes – Summary of Analytical Results in Groundwater - CMP

Tables 8A – 8B – Summary of Detected Analytes – Summary of Analytical Results in Groundwater - SPA

Tables 9A – 9B – Summary of Detected Analytes – Summary of Analytical Results in Surface Water

Table 10 – Summary of Analytical Results in Field and Trip Blanks

Table 11 – CADENA Valid Qualifiers

Table 12 – Summary of Benzene, Chloroethane, 1,4-dioxane, Arsenic and Lead

Table 13A – 13B - Summary of Historical (2004 – 2024) Groundwater and Surface Water Results for Benzene, Chloroethane, 1,4-dioxane, Arsenic and Lead.

As shown in the enclosed tables, analytical data are organized by providing summary tables of detected parameters (i.e., only those locations and parameters for which there were detected constituents), followed by tabulation of the complete data sets (i.e., all locations and parameters).

In addition, Table 12 provides a summary of water quality data for the Site Constituents of Concern (COCs), which includes benzene, 1,4-dioxane, chloroethane, arsenic, and lead for this sampling event.

Tables 13A and 13B summarize historical data for the Site COCs at monitoring well and surface water sampling locations from 2004 to the present. These data tables are provided for consistency with Table 13 from the OU-3 Site-Related Groundwater RI Report dated January 2015 for comparison of historical and current data for these parameters, and as required by the USEPA's April 14, 2021, letter providing comments on the first quarter 2021 sampling event report.

The results of the February 2024 Interim Program are also summarized in the enclosed figures that are listed below.

Figure 7 – Overburden Groundwater COC Concentrations in the Peters Mine Pit – February 2024

Figure 8 – Bedrock Groundwater COC Concentrations in the Peters Mine Pit – February 2024

Figure 9 – Overburden Groundwater COC Concentrations in the Former OCDA – February 2024

Figure 10 – Groundwater COC Concentrations in the CMP – February 2024

Figure 11 – Surface Water COC Concentrations – February 2024

Following the Tables, a set of Time-Series graphs illustrating the COC concentrations over time for monitoring well and surface water sampling locations included in the Interim Program are provided for which at least one COC exceeded an applicable groundwater or surface water quality standard more than twice. To facilitate the interpretation of the data, the Time-Series graphs are organized to depict upgradient wells/upstream locations to downgradient wells/downstream locations per Land AC, the SPA, and surface water areas. The upgradient wells/upstream locations to downgradient wells/downstream locations were determined using Figures 2 through 6 and Figure 11.

As requested by the New Jersey Department of Environmental Protection (NJDEP) via letter dated December 7, 2021, the graphs show data from only the last seven to eight sampling events (where available). The graphs show concentrations for each COC in micrograms per liter (ug/L) on the Y axis with each sampling event date on the X axis. Due to varying COC concentrations, two graphs, one for metals and one for VOCs, are presented for each location. However, two graphs have been prepared for VOC data for PMP Area overburden well OB-27 because chloroethene is reported at much higher concentrations in comparison to the other site-related VOCs.

Results Summary

The results of the February 2024 Interim Program are summarized in the following sections that are organized by Land ACs, the SPA, surface water, and quality control data. Note that the parenthetical depth intervals used in the following sections and throughout the remainder of this report represent the monitoring well sample depth in feet below ground surface (bgs). Analytical results are summarized on Tables 5 through 13, Figures 7 through 11, and the Time Series Graphs.

Peters Mine Pit Area – Groundwater

- As shown on Table 5A and on Figures 7 and 8, the laboratory reported all VOCs below their respective New Jersey Groundwater Quality Standard (NJGWQS) with the exception of an exceedance of benzene in monitoring well RW-11D (262-267') at a concentration of 17 ug/L.
    - As shown on Table 13A and in the Time-Series Graphs, benzene concentrations observed at RW-11D (262-267') have increased since 2012 and over the last three sampling events.
- As shown on Table 5A and on Figures 7 and 8, the laboratory reported all VOCs below their respective New Jersey Interim Groundwater Quality Criteria (NJIGWQC) with the exception of chloroethane which was reported in monitoring wells OB-11R OB-27, and RW-11D (262-267') at concentrations of 36 ug/L, 64 ug/L and 6.7 ug/L, respectively.
    - As shown on Table 13A and in the Time-Series Graphs, chloroethane concentrations reported at OB-11R have fluctuated over time with a range of 17 ug/L in February 2017 to 40 ug/L in August 2023. Concentrations declined over two sampling events beginning in November 2022, rebounded in August 2023, and are consistent with historical concentrations.
    - Chloroethane concentrations reported at OB-27 have fluctuated over time with a range of 48 ug/L in December 2015 to 208 ug/L in April 2012. The concentrations declined over two sampling events beginning in November 2022, rebounded slightly in August 2023, and remain within the historical range of results.
    - Chloroethane concentrations reported at RW-11D (262-267') have also fluctuated over time ranging from not detectable to 8.6 ug/L in August 2016, with the most recent result of 6.7 ug/L within the historical range of concentrations.
- As shown on Table 5A and on Figures 7 and 8, 1,4-dioxane was reported above its NJGWQS of 0.4 ug/L at 13 groundwater sampling locations. The detectable concentrations ranged from 0.31 ug/L in monitoring well RW-15D (127-137') to 48 ug/L in monitoring well RW-11D (262-267').
    - As shown on Table 13A and in the Time-Series Graphs, reported concentrations of 1,4-dioxane are observed to fluctuate over time with concentrations ranging from not detected to 15.5 ug/L in the PMP Area overburden wells and non-detected to 88.3 ug/L in the PMP Area bedrock wells. Additional observations are noted below:
        - Reported concentrations of 1,4-dioxane observed at monitoring wells OB-20B, OB-27, OB-32, RW-3 (77-87'), RW-3DS (155-160'), RW-3DD (175-180'), and RW-14D (175-185') exhibit an overall decline in concentration as compared to the 2017 analytical results.
        - Reported concentrations of 1,4-dioxane observed at monitoring well RW-6 also indicate an overall decline in comparison to 2016 and 2017 when the highest concentrations were observed, with concentrations slowly increasing since November 2020 before leveling off in May 2022 and declining slightly over the past three sampling events.

- Reported concentrations of 1,4-dioxane observed at monitoring well RW-11S (236-241') have generally increased over time with a range of 0.6 ug/L in March of 2016 to 3.1 ug/L in November 2021, before declining to concentrations between 1.5 ug/L and 2.0 ug/L over the last five sampling events.

- Reported concentrations of 1,4-dioxane observed at monitoring well RW-15S (110-120') illustrate an increasing trend since 2021, with the February and August 2023 results of 0.79 ug/L representing the highest reported concentration to date at this well location.

- Analyses were performed for both total (unfiltered) and dissolved (filtered) arsenic and lead. The collection, analysis, and comparison of unfiltered and filtered results are important because the nitric acid that is used and required as a preservative for samples collected for analysis of metals lowers the pH of the sample to less than 2 (SI units). If suspended particulates in the unfiltered sample are elevated, metals that may be associated with the suspended particulates can leach into the water sample thus resulting in a potential bias high for the reported metal concentration for that sample.

- A lower concentration of the metal in the filtered sample, as compared to the unfiltered sample, indicates that the unfiltered result is likely not representative of the natural conditions in groundwater (i.e., the sediment within the sample is increasing concentration levels).

- Conversely, unfiltered and filtered results which are close in reported concentration for that metal indicate that, there was no metal associated with suspended particulates, the suspended particulate level was not significant, and/or the nitric acid preservative did not leach metals from any suspended particulates in the sample such that the unfiltered results are representative of actual groundwater quality.

  - The results for these metals are shown in Table 5A and on Figures 7 and 8 and summarized as follows:

    - Total arsenic was reported above its NJGWQS of 3 ug/L in 8 groundwater samples with concentrations ranging from 25.8 ug/L in OB-27 to 7.4 ug/L in RW-3DD (175-180') and RW-5 (99-119').

      - Dissolved arsenic was reported above its NJGWQS of 3 ug/L in five samples with concentrations ranging from 13.9 ug/L in RW-3DS (155-160') to 3.1/3.5 ug/L (original/duplicate sample) in RW-15S (110-120').

    - As shown on the Time-Series Graphs and Table 13A, the reported concentrations of total arsenic observed at monitoring well RW-15S (110-120') has declined, except for an increase observed for the November 2022, while total arsenic results at RW-15D (127-137') and RW-5 (99-119') show fluctuating concentrations over time.

      - At all three locations, the total arsenic concentrations are generally comparable to the dissolved arsenic concentrations.

      - These concentrations typically occur at well locations where groundwater exhibits various degrees of reducing geochemical conditions and the fact that the total and dissolved concentrations are generally comparable is explained by the fact that the more soluble species of arsenic tends to occur under these conditions.

        - As shown on the Time-Series Graphs, the reported concentration of total arsenic at wells RW-3DS (155-160') and RW-3DD (175-180') exhibit a declining trend. Consistent with the observation noted above, total arsenic concentrations are generally comparable to the dissolved arsenic concentrations at these locations.
        - As shown on the Time-Series Graphs and Table 13A, the total arsenic concentrations at wells OB-11R, OB-27, OB-31 and OB-32 show fluctuating concentrations over time.
        - As previously discussed in the Site-Related Groundwater RI Report and other Groundwater Monitoring Reports for the Site, arsenic is naturally occurring in the native bedrock at the Site and the concentration trends are likely reflective of natural conditions at these bedrock well locations with fluctuations related to temporal geochemical conditions and variable suspended particulate levels in samples collected.
    - The laboratory reported total lead concentrations below its NJGWQS of 5 ug/L in all of the samples analyzed, and dissolved lead was not detected.

O'Connor Disposal Area - Groundwater

- As shown in Table 6A and Figure 9, the laboratory reported all VOC concentrations below their respective NJGWQS in all of the samples analyzed.
- As also shown in Table 6A and Figure 9, 1,4-dioxane was reported above its NJGWQS of 0.4 ug/L in monitoring well OB-17 at a concentration of 9 ug/L.
    - The reported 1,4-dioxane concentration at OB-17 is consistent with the declining concentration trend documented since February 2022.
    - These data continue to indicate that detections of 1,4-dioxane in the OCDA are persistent but sporadic with no detections of this constituent at any other OCDA monitoring wells. The data continue to indicate that 1,4-dioxane is generally localized to the immediate vicinity of OB-17.
        - Note that the August 2023 and February 2024 data, which both indicate that 1,4-dioxane was not detected at OCDA monitoring well OB-16, supports the conclusion that the February 2023 result of 8.8 ug/L was an anomaly.
- Analyses were performed for both total (unfiltered) and dissolved (filtered) arsenic and lead. The results for these metals are also shown in Table 6A and on Figure 9 and summarized as follows:
    - Total arsenic was reported above its NJGWQS of 3 ug/L in the sample collected from monitoring well OB-16 at a concentration of 8.7 ug/L.
        - As also shown on the Time-series Graphs and Table 13A, the total arsenic concentration at monitoring well OB-16 was unusually high in February 2022 but has since returned to concentrations more consistent with historical levels.
        - Notably, the total arsenic concentrations in groundwater are higher than the filtered/dissolved arsenic results indicating that the results are biased high due to elevated turbidity (see discussion of total vs. dissolved metal results above).
    - The laboratory reported dissolved arsenic concentrations below its NJGWQS in all of the samples analyzed indicating that the total arsenic concentrations are associated with particulates in the groundwater samples and not representative of groundwater quality.

- The laboratory reported total lead concentrations below its NJGWQS of 5 ug/L in all of the OCDA samples analyzed, dissolved lead was not detected.

Cannon Mine Pit Area - Groundwater

- As shown in Table 7A and Figure 10, the laboratory reported all VOCs below their respective NJGWQS with the exception of a slight exceedance of benzene at bedrock monitoring well RW-8 (204-214') reported at a concentration of 2 ug/L.
    - As shown on the Time-series Graphs and Table 13A, the benzene concentration reported in February 2024 is consistent with historical results.
- As shown in Table 7A and Figure 10, 1,4-dioxane was reported above its NJGWQS of 0.4 ug/L in groundwater at bedrock monitoring wells RW-2 (279-289') and RW-2 (452-462) at concentrations of 6.1 ug/L and 0.75 ug/L, respectively.
    - As shown on the Time-series Graphs and Table 13A, the 1,4-dioxane concentrations reported in February 2024 are consistent with historical results.
- Analyses were performed for both total (unfiltered) and dissolved (filtered) arsenic and lead. The results for these metals are also shown in Table 7A and Figure 10 and summarized as follows:
    - Total and dissolved arsenic concentrations were reported above its NJGWQS of 3 ug/L in groundwater at bedrock monitoring wells RW-2 (279-289'), RW-2 (452-662'), RW-10 (120-130') and RW-10 (185-195') at concentrations of 3.9/7.5 ug/L, 6.2/5 ug/L, 7.3/6.9 ug/L and 5.1/5.3 ug/L, respectively.
    - As shown on the Time Series Graphs and Table 13A, the reported concentrations of total and dissolved arsenic for each of these four wells show minor fluctuations over time with the February 2024 concentrations consistent with historical data.
    - The laboratory reported both total and dissolved lead below their NJGWQS of 5 ug/L in all of the groundwater samples analyzed.

Sally's Pond Area – Groundwater

- As shown on Table 8A, the laboratory reported all VOC concentrations below their respective NJGWQS in all samples analyzed.
- As shown on Table 8A, 1,4-dioxane was not detected in groundwater at any of the SPA monitoring well locations.
- Analyses were performed for both total (unfiltered) and dissolved (filtered) arsenic and lead. As shown on Table 8A, total and dissolved arsenic were reported above their NJGWQS of 3 ug/L in groundwater in bedrock monitoring wells RW-12 (130-140') and RW-12 (55-65') at concentrations of 6.8/8.3 ug/L and 7.9/8.8 ug/L, respectively.
    - As shown in the Time Series Graphs and Table 13, these concentrations are consistent with or slightly lower than historical results.

Overall, the collective February 2024 groundwater analytical results are consistent with historical data, and continue to demonstrate only sporadic, low-level, and localized Site-related constituents in groundwater and various inorganics in groundwater that are also naturally occurring in the mine tailings and aquifer systems at the Site.

Surface Water

- As noted above, location SR-3 Seep1 was dry at the time of sampling and a sample was therefore unable to be collected.
- As shown on Table 9A and Figure 11, benzene at location SR-3 Seep 2 was reported above its applicable New Jersey Surface Water Quality Standard (NJSWQS) of 0.15 ug/L at a concentration of 0.69 J ug/L.
- There is no NJSWQS for 1,4-dioxane; therefore, for purposes of comparison, a surrogate screening value of 22,000 ug/L from the Michigan Department of Environment, Great Lakes, and Energy (EGLE Rule 57 Water Quality Values) has been approved by USEPA for use as an Ecological Screening Benchmark (ESB) for the Site.
    - The laboratory reported 1,4-dioxane below the 22,000 ug/L ESB for in all of the surface water samples analyzed.
    - While not directly applicable to surface water, the concentration of 1,4-dioxane reported in the surface water samples in the PMP Area at the SR-3 Pond, SR-3 Seep 2, PAB-02, and PAB-03 locations were above the NJGWQS of 0.4 ug/L with concentrations ranging from 0.31 ug/L in Park Brook sample PAB-02 to 1.4 ug/L in the SR-3 Pond location.
    - Consistent with historic results, the February 2024 data indicate low concentrations in the immediate vicinity of the PMP Area with no detection of 1,4-dioxane in surface water downstream of Sally's Pond.
- As shown in Table 9A and Figure 11, the laboratory reported total and dissolved arsenic and lead below their respective NJSWQS in all of the samples analyzed.
- The February 2024 results are consistent with historical concentrations and the fact that neither arsenic or lead was reported in the dissolved phase indicates that the higher total concentrations of these metals (where reported) are reflective of the elevated particulates concentrations in the collected sample and not representative of actual surface water quality.

Quality Control Samples

Field and trip blanks were collected in accordance with the established protocols for Quality Assurance purposes. Table 10 summarizes the Groundwater/Surface Water Quality Control Sample Data and Table 11 summarizes the Data Validation Qualifiers. As shown in Table 10, bromoform and chlorodibromomethane were detected at 1.9 ug/L and 2.4 ug/L, respectively, in trip blank TB-04TB. In addition, chloromethane was also detected at low "J" qualified concentrations in three out of four field blanks and three out of six trip blanks, suggesting these compounds are associated with laboratory artifacts. Lead (Total) was also detected at a concentration of 0.46 J ug/L in field blank FB-02-022224FB.

The data validation prepared by Cadena supports the quality of the data and none of the data was rejected.

Closing

The results of the February 2024 Interim Program presented herein represent a semi-annual sampling event (i.e., a full set of monitoring locations as compared to a reduced list of locations sampled quarterly in 2021 and 2022), and the 11th sampling event under the OU-2 Interim Monitoring Plan. Overall, the results of the February 2024 sampling event are generally consistent with historical groundwater and surface water data as shown in Tables 13A and 13B and the enclosed Time-Series Graphs.

The next semi-annual Interim Program sampling event will be conducted in August of 2024.

Please do not hesitate to contact us with any questions or comments on this letter report.

Sincerely,

CORNERSTONE ENVIRONMENTAL GROUP, LLC – A TETRA TECH COMPANY

Timothy R. Roeper, P.G.
Client Services, Hydrogeology

Enclosure: Attachments A - D

cc: M. Zakkar, Ford
J. Lagrotteria, K&L Gates
D. Laguzza, K&L Gates
D. Zaliwski, NJDEP
L. Dodge, Excel Environmental Resources
E. Mertz, Excel Environmental Resources
W. Monahan, Monahan Law
C. Coslett, de maximis

Table 1
Monitoring Well Construction Details
Ringwood Mines/Landfill Superfund Site

Well ID	Old Well ID	Month/Year of Installation	Elevation Data		Location Data		Monitoring Well and Boring Data							
			Ground Surface (ft amsl)	Top of Protective Casing (ft amsl)	Northing (ft)	Easting (ft)	Well Type	Diameter (inches)	Well Material	Open Hole or Screened Interval (ft bgs)	Total Depth (ft bgs)	Bottom Elevation (ft amsl)	Depth to Bedrock (ft bgs)	Bedrock Elevation (ft amsl)
OB-1	OB-1	Jul-84	542.60	544.37	39,190	7,294	BR	6	SS	5 to 31	31	512	3	540
OB-2	OB-2	Jul-84	561.40	562.30	37,821	7,508	BR	6	SS	8 to 42	42	519	4	557
OB-3	OB-3	Jul-84	495.60	496.53	37,840	7,275	BR	6	SS	9 to 24	24	472	7	489
OB-4	OB-4	Jul-84	510.60	510.80	37,889	8,348	BR	6	SS	28 to 61	61	450	25	486
OB-5	OB-5	Jul-84	457.90	458.83	37,607	8,634	BR	6	SS	18 to 63	63	395	18 est.	440
OB-6	OB-6	Jul-84	605.00	607.28	39,828	8,053	BR	6	SS	10 to 36	36	569	8	597
OB-7	OB-7	Jul-84	503.40	503.91	40,068	9,003	BR	6	SS	14 to 42	42	461	11	492
OB-8	OB-8	Jul-84	572.50	574.25	43,461	8,737	UC	4	PVC	7 to 17	23	550	18 est.	555
OB-9*	OB-9*	Jul-84	507.60	508.56	41,191	9,759	UC	4	PVC	51 to 61	63	445	NE	---
OB-10	OB-10	Jul-84	349.70	352.04	39,683	12,200	UC	4	PVC	10 to 20	20	330	NE	---
OB-11**	OB-11**	Sep-84	529.60	530.25	42,601	9,614	UC	4	PVC	14 to 24	25	505	NE	---
OB-11R	OB-11**	Oct-09	530.20	532.10	842,498	555,994	UC	2	PVC	25 to 40	40	490.2	NE	---
OB-12	OB-12	Mar-86	557.60	558.36	37,360	7,685	BR	6	SS	9 to 40	40	518	6	552
OB-13	OB-13	Mar-86	499.10	500.35	37,180	8,195	BR	6	SS	8 to 60	60	439	5	494
OB-14A	OB-14A	Mar-86	500.80	501.40	41,855	10,070	UC	4	SS	4 to 14	20	481	NE	---
OB-14B	OB-14B	Mar-86	503.10	504.11	41,830	10,045	UC	4	SS	25 to 35	40	463	NE	---
OB-15A**	OB-15A***	Mar-86	515.00	515.82	42,520	9,990	UC	4	SS	2 to 12	20	495	NE	---
OB-15B	OB-15B	Mar-86	509.30	511.27	42,525	9,999	UC	4	SS	25 to 35	40	469	NE	---
OB-16	OB-16	Nov-91	488.60	492.30	41,525	10,020	UC	4	SS	5 to 15	15	474	NE	---
OB-17	OB-17	Nov-91	486.80	490.26	41,327	10,009	UC	4	SS	3 to 13	13	474	NE	---
OB-18	OB-18	Nov-91	494.60	496.26	41,183	9,965	UC	4	SS	10 to 20	20	475	NE	---
OB-19	MW-19 OB	Mar-06	530.70	532.39	842,739	555,930	UC	2	PVC	5 to 20	24	506.7	NE	---
OB-20A	MW-20 OB	Mar-06	532.10	533.67	842,589	555,816	UC	2	PVC	5 to 20	22	510.1	NE	---
OB-20B	MW-20 OB-34	Mar-06	532.10	534.03	842,575	555,812	UC	2	PVC	24 to 34	35	497.1	NE	---
OB-21	MW-21 OB	Mar-06	537.70	539.48	842,790	555,570	UC	2	PVC	6 to 21	22	515.7	NE	---
OB-22†	OB-19	Oct-06	515.46	518.36	841,207	556,108	UC	2	PVC	10 to 20	20	495.5	NE	---
OB-23†	OB-20	Oct-06	512.75	515.65	841,571	556,225	UC	2	PVC	10 to 20	20	492.8	NE	---
OB-24†	OB-21	Oct-06	497.99	500.89	841,911	556,256	UC	2	PVC	5 to 15	15	483.0	NE	---
OB-25†	OB-22	Oct-06	524.41	527.31	841,978	555,959	UC	2	PVC	10 to 20	20	504.4	NE	---
OB-26†		Dec-07	542.33	545.23	843,530	557,437	UC	2	PVC	9 to 24	24.5	517.8	21	521.3
OB-27		Oct-09	529.60	532.38	842,638	555,994	UC	2	PVC	24.5 to 39.5	39.5	490.1	NE	---
OB-28		Mar-10	483.60	485.91	841,254	556,420	UC	2	PVC	3 to 18	18	465.6	NE	---
OB-29		Dec-11	350.30	349.88	839,517	558,588	UC	2	PVC	18 to 35	35	315.3	NE	---
OB-30A		Apr-12	531.00	533.30	842,334	555,867	UC	2	PVC	8 to 18	18	513	NE	---
OB-30B		Apr-12	531.00	534.45	842,344	555,863	UC	2	PVC	21 to 36	36	495	NE	---
OB-30C		Apr-12	530.50	533.24	842,342	555,871	UC	2	PVC	40 to 50	50	480.5	NE	---
OB-31		Jan-16	530.14	533.26	842,659	555,938	UC	2	PVC	20 to 30	30	500.1	40	490.1

Table 1
Monitoring Well Construction Details
Ringwood Mines/Landfill Superfund Site

Well ID	Old Well ID	Month/Year of Installation	Elevation Data		Location Data		Monitoring Well and Boring Data							
			Ground Surface (ft amsl)	Top of Protective Casing (ft amsl)	Northing (ft)	Easting (ft)	Well Type	Diameter (inches)	Well Material	Open Hole or Screened Interval (ft bgs)	Total Depth (ft bgs)	Bottom Elevation (ft amsl)	Depth to Bedrock (ft bgs)	Bedrock Elevation (ft amsl)
OB-32		Jan-16	531.27	534.25	842,522	555,864	UC	2	PVC	10 to 20	20	511.3	20	511.3
OB-33		Mar-16	516.48	518.89	842,366	556,422	UC	2	PVC	65 to 75	75	441.5	85	431.48
OB-34S		Jul-23	527.00	530.36	842,431	555,923	UC	2	PVC	10 to 20	20	507.0	NE	---
OB-34D		Jun-23	527.60	530.34	842,436	555,922	UC	2	PVC	32 to 47	47	480.6	NE	---
OB-35S		Jun-23	529.00	532.05	842,527	556,066	UC	2	PVC	10 to 25	25	504.0	NE	---
OB-35D		Jun-23	529.10	531.90	842,527	556,063	UC	2	PVC	33 to 48	48	481.1	NE	---
SC-1[‡]	DB-1	Mar-06	531.03	532.53	842,621	555,819	SB	2	PVC	64.4 to70.9	70.9	435.03	144	387.03
SC-2	MW-1/CMI-S5	Dec-07	561.70	564.13	837,560	554,029	SB	2	PVC	47 to 67	67	494.7	NE	---
RW-1(64-74)	RW-1	Apr-10	548.20	549.38	839,093	553,653	BR	1	PVC/ZIST	64 to 74	74	474	4	544
RW-1(131-141)	RW-1	Apr-10	548.20	549.42	839,093	553,653	BR	1	PVC/ZIST	131 to 141	141	407	4	544
RW-2(279-289)	RW-2	Apr-10	512.60	512.23	837,788	554,659	BR	1	PVC/ZIST	279 to 289	289	224	6	507
RW-2(452-462)	RW-2	Apr-10	512.60	512.19	837,788	554,659	BR	1	PVC/ZIST	452 to 462	462	51	6	507
RW-3(77-87)		Apr-10	527.70	528.15	842,511	556,138	BR	1	PVC/ZIST	77 to 87	87	441	58	470
RW-3DS(155-160)		Mar-10	527.90	529.51	842,509	556,123	BR	1	PVC/ZIST	155 to 160	160	368	62	466
RW-3DD(175-180)		Mar-10	527.90	529.41	842,509	556,123	BR	1	PVC/ZIST	175 to 180	181	347	62	466
RW-4A(62-72)		Apr-10	539.00	541.41	842,669	556,738	BR	1	PVC/ZIST	62 to 72	72	467	30	509
RW-4A(113-123)		Apr-10	539.00	541.60	842,669	556,738	BR	1	PVC/ZIST	113 to 123	123	416	30	509
RW-4(333-343)	RW-4	Apr-10	539.20	540.01	842,661	556,725	BR	1	PVC/ZIST	333 to 343	343	196	54	485
RW-4(393-403)	RW-4	Apr-10	539.20	539.87	842,661	556,725	BR	1	PVC/ZIST	393 to 403	403	136	54	485
RW-5A		Sep-07	530.70	533.26	842,737	555,957	BR	2	PVC	54 to 74	75	456	30	500.7
RW-5	MW-19 BR	Mar-06	530.30	533.48	842,748	555,928	BR	2	PVC	99 to 119	119	411.3	28	502.3
RW-6A		Sep-07	531.81	534.32	842,586	555,835	BR	2	PVC	58 to 78	78.6	453	38	493.81
RW-6	MW-20 BR	Mar-06	531.90	533.96	842,583	555,819	BR	2	PVC	99 to 119	120	411.9	36	495.9
RW-7	MW-21 BR	Mar-06	537.60	539.43	842,793	555,573	BR	2	PVC	99 to 119	120	417.6	22	515.6
RW-8A(47-57)		Apr-10	568.10	569.55	837,499	553,942	BR	1	PVC/ZIST	47 to 57	57	511	3	565.1
RW-8(163-173)	RW-8	Apr-10	569.00	570.01	837,485	553,944	BR	1	PVC/ZIST	163 to 173	173	396	3	566.0
RW-8(204-214)	RW-8	Apr-10	569.00	570.01	837,485	553,944	BR	1	PVC/ZIST	204 to 214	214	355	3	566.0
RW-9A(25-35)		Apr-10	560.10	561.82	837,543	554,173	BR	1	PVC/ZIST	25 to 35	35	525	8	552.1
RW-9A(85-95)		Apr-10	560.10	561.73	837,543	554,173	BR	1	PVC/ZIST	85 to 95	95	465	8	552.1
RW-9(139-149)	RW-9	Apr-10	560.40	561.81	837,532	554,181	BR	1	PVC/ZIST	139 to 149	149	411	12	548.4
RW-9(206-216)	RW-9	Apr-10	560.40	561.91	837,532	554,181	BR	1	PVC/ZIST	206 to 216	216	344	12	548.4
RW-10A(51-61)		Apr-10	537.90	539.43	837,266	554,285	BR	1	PVC/ZIST	51 to 61	61	477	4	533.9
RW-10A(75-85)		Apr-10	537.90	539.45	837,266	554,285	BR	1	PVC/ZIST	75 to 85	85	453	4	533.9
RW-10(120-130)	RW-10	Apr-10	539.50	540.78	837,261	554,276	BR	1	PVC/ZIST	120 to 130	130	410	3	536.5
RW-10(185-195)	RW-10	Apr-10	539.50	540.76	837,261	554,276	BR	1	PVC/ZIST	185 to 195	195	345	3	536.5
RW-11(236-241)		Mar-10	527.80	529.81	842,825	556,002	BR	1	PVC/ZIST	236 to 241	241	286.8	9	518.8
RW-11(262-267)		Mar-10	527.80	529.80	842,825	556,002	BR	1	PVC/ZIST	262 to 267	267	260.8	9	518.8
RW-12(55-65)		Aug-14	350.50	350.30	839,517	558,588	BR	1	PVC/ZIST	55 to 65	65	286	38	312.5

Table 1
Monitoring Well Construction Details
Ringwood Mines/Landfill Superfund Site

Well ID	Old Well ID	Month/Year of Installation	Elevation Data		Location Data		Monitoring Well and Boring Data							
			Ground Surface (ft amsl)	Top of Protective Casing (ft amsl)	Northing (ft)	Easting (ft)	Well Type	Diameter (inches)	Well Material	Open Hole or Screened Interval (ft bgs)	Total Depth (ft bgs)	Bottom Elevation (ft amsl)	Depth to Bedrock (ft bgs)	Bedrock Elevation (ft amsl)
RW-12(130-140)		Aug-14	350.50	350.26	839,517	558,588	BR	1	PVC/ZIST	130 to 140	140	211	38	312.5
RW-13(71-91)		Aug-14	530.00	532.45	842,359	555,872	BR	2	PVC	71 to 91	91.35	439	58	472.0
RW-13(100-120)		Aug-14	530.60	533.23	842,356	555,862	BR	1	PVC/ZIST	100 to 120	120	411	58	472.6
RW-13(150-170)		Aug-14	530.60	533.30	842,356	555,862	BR	1	PVC/ZIST	150 to 170	170	360.6	58	472.6
RW-14S (135-153)		May-16	530.38	531.53	842,509	555,867	BR	1	PVC/ZIST	135 to 153	153	377	52	478.38
RW-14D (175-185)		May-16	530.38	531.62	842,509	555,867	BR	1	PVC/ZIST	175 to 185	185	345	52	478.38
RW-15S (110-120)		May-16	516.01	518.66	842,362	556,409	BR	1	PVC/ZIST	110 to 120	120	396	85	431.01
RW-15D (127-137)		May-16	516.01	518.64	842,362	556,409	BR	1	PVC/ZIST	127 to 137	137	379	85	431.01
RW-16 (52-62)		Mar-16	505.53	507.22	841,851	556,208	BR	2	PVC	52 to 62	62	444	35	470.53
RW-17S (96-111)		Oct-23	499.50	501.98	842,013	556,561	BR	1	PVC/ZIST	96 to 111	111	389	85	414.5
RW-17DS 120-130)		Oct-23	499.50	501.98	842,013	556,561	BR	1	PVC/ZIST	120 to 130	130	370	85	414.5
RW-18S (92-102)		Oct-23	513.00	515.48	842,093	556,699	BR	1	PVC/ZIST	92 to 102	102	411	78	435
RW-18DS (112-122)		Oct-23	513.00	515.48	842,093	556,699	BR	1	PVC/ZIST	112 to 122	122	391	78	435
RW-18DD (157-167)		Oct-23	513.00	515.48	842,093	556,699	BR	1	PVC/ZIST	157 to 167	167	346	78	435
RW-19S (113-123)		Oct-23	523.80	526.88	841,074	555,794	BR	1	PVC/ZIST	113 to 123	123	401	87	436.8
RW-19DS (131-137)		Jan-24	523.80	526.88	841,074	555,794	BR	1	PVC/ZIST	131 to 137	137	387	87	436.8
RW-19DD (144-154)		Oct-23	523.80	526.88	841,074	555,794	BR	1	PVC/ZIST	144 to 154	154	370	87	436.8

Notes:
Northing and easting are based on a site-specific plane coordinate system.
* = OB-9 was destroyed in October 1989 during land clearing and grading by a developer unrelated to remedial activities.
** = OB-11 was destroyed during SR-3 excavation work in 2006.
*** = OB-15A, which was screened across paint sludge, was decommissioned in 1987 during the paint sludge removal work at Location A.
† = Elevation data, ground surface (msl) not surveyed.
‡ = Elevation data based on a directional well extending 97.5 ft bgs and 150 ft in length.
--- = not available
BR = bedrock well
bgs = below ground surface
est. = uncertain about bedrock depth and elevation
ft = feet
amsl = above mean sea level
NE = not encountered
PVC = polyvinyl chloride
SS = stainless steel
UC = unconsolidated well
ZIST = zone isolation system technology

TABLE 2
SITE WIDE WATER LEVEL MEASUREMENTS
FEBRUARY 20, 2024
RINGWOOD MINES/LANDFILL SUPERFUND SITE

Well ID	Casing Elevation (ft amsl)	Date	Time	Depth to Water (ft btoc)	Groundwater Elevation (ft amsl)	Depth to Bottom (ft btoc)
OB-1	544.37	2/20/2024	11:51	6.15	538.22	33.1
OB-2	562.30	2/20/2024	13:38	17.96	544.34	42.35
OB-3	496.53	2/20/2024	13:48	4.58	491.95	23.5
OB-4	510.80	2/20/2024	12:34	16.75	494.05	60.45
OB-5	458.83	2/20/2024	10:48	2.37	456.46	63.8
OB-6	607.28	2/20/2024	11:40	4.61	602.67	34.2
OB-7	503.91	2/20/2024	10:52	4.29	499.62	42.1
OB-10	352.04	2/20/2024	11:00	6.52	345.52	21.1
OB-11R	532.10	2/20/2024	9:09	16.29	515.81	38.55
OB-12	558.36	2/20/2024	12:51	9.90	548.46	39.75
OB-13	500.35	2/20/2024	14:05	13.95	486.40	32.15
OB-14A*	501.40	2/20/2024	9:07	14.28	NA	16.3
OB-14B*	504.11	2/20/2024	9:05	20.95	NA	37.35
OB-15B	511.27	2/20/2024	10:04	1.11	510.16	31.2
OB-16*	492.30	2/20/2024	9:15	13.19	NA	17.7
OB-17	490.26	2/20/2024	9:20	5.13	485.13	16.7
OB-18	496.26	2/20/2024	14:49	3.28	492.98	21.75
OB-19	532.39	2/20/2024	9:04	11.87	520.52	21.3
OB-20A	533.67	2/20/2024	8:48	14.63	519.04	20.6
OB-20B	534.03	2/20/2024	8:47	14.28	519.75	36
OB-21	539.48	2/20/2024	8:54	6.53	532.95	20.2
OB-22*	518.36	2/20/2024	Casing extended			
OB-23*	515.65	2/20/2024	14:45	15.97	NA	21.44
OB-24*	500.89	2/20/2024	8:55	14.55	NA	18.05
OB-25	527.31	2/20/2024	8:25	11.26	516.05	18.5
OB-27	532.38	2/20/2024	9:12	14.60	517.78	40.15
OB-28	485.91	2/20/2024	9:25	1.54	484.37	18.2
OB-29	349.88	2/20/2024	11:05	5.52	344.36	34.66
OB-30A	533.30	2/20/2024	8:31	18.25	515.05	20.65
OB-30B	534.14	2/20/2024	8:30	19.07	515.07	38.5
OB-30C	532.71	2/20/2024	8:29	17.56	515.15	52.05
OB-31	533.26	2/20/2024	9:04	14.53	518.73	33
OB-32	534.25	2/20/2024	8:43	17.00	517.25	20
OB-33	518.89	2/20/2024	9:58	7.62	511.27	76
OB-34S	529.91	2/20/2024	8:40	13.24	516.67	20
OB-34D	529.66	2/20/2024	8:41	14.57	515.09	47
OB-35S	531.38	2/20/2024	8:51	15.36	516.02	25
OB-35D	531.38	2/20/2024	8:53	16.73	514.65	48
RW-1S	549.38	2/20/2024	11:47	10.18	539.20	74
RW-1D	549.42	2/20/2024	11:45	10.04	539.38	141
RW-2S	512.23	2/20/2024	12:28	9.77	502.46	289
RW-2D	512.19	2/20/2024	12:30	9.05	503.14	462
RW-3	528.15	2/20/2024	10:45	12.75	515.40	87
RW-3DS	529.51	2/20/2024	10:48	14.81	514.70	165
RW-3DD	529.41	2/20/2024	10:51	14.85	514.56	185
RW-4A-S	541.41	2/20/2024	9:32	15.74	525.67	72
RW-4A-D	541.60	2/20/2024	9:30	29.51	512.09	123
RW-4S	540.01	2/20/2024	9:37	27.98	512.03	343
RW-4D	539.87	2/20/2024	9:35	28.12	511.75	403
RW-5A	533.26	2/20/2024	9:01	11.82	521.44	75.6
RW-5	533.48	2/20/2024	9:07	12.09	521.39	100
RW-6A	534.32	2/20/2024	8:52	13.25	521.07	80.25
RW-6	533.96	2/20/2024	8:49	12.63	521.33	122.1
RW-7	539.43	2/20/2024	8:57	2.90	536.53	100
RW-8A	569.55	2/20/2024	Well Dry			57
RW-8S	570.01	2/20/2024	13:03	52.80	517.21	173
RW-8D	570.01	2/20/2024	13:05	59.45	510.56	214

TABLE 2
SITE WIDE WATER LEVEL MEASUREMENTS
FEBRUARY 20, 2024
RINGWOOD MINES/LANDFILL SUPERFUND SITE

Well ID	Casing Elevation (ft amsl)	Date	Time	Depth to Water (ft btoc)	Groundwater Elevation (ft amsl)	Depth to Bottom (ft btoc)
RW-9A-S	561.82	2/20/2024	Well Dry			35
RW-9A-D	561.73	2/20/2024	13:18	56.10	505.63	95
RW-9S	561.81	2/20/2024	13:20	64.10	497.71	149
RW-9D	561.91	2/20/2024	13:22	43.90	518.01	216
RW-10A-S	539.43	2/20/2024	12:45	33.25	506.18	61
RW-10A-D	539.45	2/20/2024	12:48	35.95	503.50	85
RW-10S	540.78	2/20/2024	12:51	38.81	501.97	130
RW-10D	540.76	2/20/2024	12:54	38.34	502.42	195
RW-11S	529.81	2/20/2024	10:34	8.61	521.20	241
RW-11D	529.80	2/20/2024	10:31	9.95	519.85	267
RW-12S	350.30	2/20/2024	15:30	0.00	350.30	65
RW-12D	350.26	2/20/2024	15:30	0.00	350.26	140
RW-13 (71-91)	532.45	2/20/2024	8:40	11.48	520.97	91
RW-13 (100-120)	533.23	2/20/2024	8:42	0.00	533.23	120
RW-13 (150-170)	533.30	2/20/2024	8:42	0.00	533.30	170
RW-14S	531.53	2/20/2024	10:55	9.99	521.54	153
RW-14D	531.62	2/20/2024	10:58	7.21	524.41	185
RW-15S	518.66	2/20/2024	10:00	7.68	510.98	120
RW-15D	518.64	2/20/2024	10:02	8.30	510.34	137
RW-16*	507.22	2/20/2024	8:50	10.83	NA	62
RW-17S (96-111)	501.76	2/20/2024	9:53	10.75	491.01	111
RW-17DS 120-130)	501.75	2/20/2024	9:55	10.79	490.96	130
RW-18S (92-102)	515.07	2/20/2024	9:43	22.93	492.14	102
RW-18DS (112-122)	514.97	2/20/2024	9:45	17.25	497.72	122
RW-18DD (157-167)	515.02	2/20/2024	9:50	22.32	492.70	167
RW-19S (113-123)	526.74	2/20/2024	11:05	10.55	516.19	123
RW-19DS (131-137)	526.60	2/20/2024	11:07	10.33	516.27	137
RW-19DD (144-154)	526.66	2/20/2024	11:09	10.34	516.32	154

Notes:
ft amsl = feet above mean sea level
ft btoc = feet below top of casing
NA= not available - well damaged or blocked preventing measurement
*Wells have been extended and will be resurveyed following completion of the recycling center

TABLE 3
SUMMARY OF WELL PURGING AND SAMPLE COLLECTION
FEBRUARY 2024
RINGWOOD MINES/LANDFILL SUPERFUND SITE

Well ID	Well Diameter	Date Sampled	Purge Rate ^ (discharge seconds/ recharge seconds)	Volume Purged (ml) Prior to Sample Collection	Analytical Samples Collected	Purge Time (minutes)	Purge Rate (milliliters per minute)
Peters Mine Pit Area							
RW-3 (77-87)	1" ZIST	2/22/2024	10 sec/60 sec	1600	Full Suite	20	80
RW-3DS (155-160)	1" ZIST	2/22/2024	15 sec/60 sec	800	Full Suite	10	80
RW-3DD (175-180)	1" ZIST	2/22/2024	10 sec/60 sec	800	Full Suite	10	100
RW-5 (99-119)	2"	2/22/2024	5 sec/10 sec	5200**	Full Suite	35	150
RW-6A (58-78)	2"	2/21/2024	5 sec/10 sec	6300**	Full Suite	35	180
RW-6 (99-119)	2"	2/21/2024	5 sec/10 sec	4500**	Full Suite	30	150
RW-11S (236-241)	1" ZIST	2/22/2024	15 sec/60 sec	800	Full Suite	10	90
RW-11D (262-267)	1" ZIST	2/22/2024	15 sec/60 sec	800	Full Suite	10	90
RW-14S (135-153)	ZIST	2/23/2024	10 sec/60 sec	3200	Full Suite	25	150
RW-14D (175-185)	ZIST	2/23/2024	10 sec/60 sec	1600	Full Suite	12	130
RW-15S (110-120)	ZIST	2/23/2024	10 sec/60 sec	1600	Full Suite	15	100
RW-15D (127-137)	ZIST	2/23/2024	10 sec/60 sec	1600	Full Suite	15	100
OB-11R	2"	2/26/2024	5 sec/10 sec	9900**	Full Suite	45	220
OB-19	2"	2/22/2024	5 sec/10 sec	7700**	Full Suite	35	220
OB-20B	2"	2/22/2024	5 sec/10 sec	6400**	Full Suite	40	160
OB-27	2"	2/26/2024	5 sec/10 sec	9600**	Full Suite	40	240
OB-31	2"	2/22/2024	5 sec/10 sec	8400**	Full Suite	35	240
OB-32	2"	2/22/2024	5 sec/10 sec	9800**	Full Suite	35	280
Cannon Mine Pit Area							
RW-2 (279-289)	1" ZIST	2/21/2024	20 sec/60 sec	1600	Full Suite	20	60
RW-2 (452-462)	1" ZIST	2/21/2024	20 sec/60 sec	1600	Full Suite	20	90
RW-8 (163-173)	1" ZIST	2/21/2024	10 sec/60 sec	1600	Full Suite	20	80
RW-8 (204-214)	1" ZIST	2/21/2024	15 sec/60 sec	1600	Full Suite	20	80
RW-8A (47-57	1" ZIST	NS	WELL DRY	NS	NS	NS	NS
RW-9 (139-149)	1" ZIST	2/21/2024	20 sec/60 sec	600 (went dry)	Full Suite	10	60
RW-9 (206-216)	1" ZIST	2/21/2024	20 sec/60 sec	1600	Full Suite	30	60
RW-10 (120-130)	1" ZIST	2/21/2024	10 sec/60 sec	800 (went dry, sampled)	Full Suite	13	75
RW-10 (185-195)	1" ZIST	2/21/2024	10 sec/60 sec	1600	Full Suite	15	100
OB-3	6"	2/22/2024	5 sec/10 sec	14000**	Full Suite	70	200
O'Connor Disposal Area/Sally's Pond Area							
OB-10	4"	2/22/2024	5 sec/10 sec	8000**	Full Suite	40	200
OB-14A	4"	2/21/2024	5 sec/10 sec	6000**	Full Suite	30	200
OB-16	4"	2/21/2024	5 sec/10 sec	8000**	Full Suite	40	200
OB-17	4"	2/21/2024	5 sec/10 sec	8000**	Full Suite	40	200
OB-24	2"	2/21/2024	5 sec/10 sec	8000**	Full Suite	40	200
OB-29	2"	2/22/2024	5 sec/10 sec	15000**	Full Suite	75	200
RW-12 (55-65)	1" ZIST	2/22/2024	20 sec/60 sec	1600	Full Suite	20	80
RW-12 (130-140)	1" ZIST	2/22/2024	20 sec/60sec	1600	Full Suite	15	100
RW-16 (52-62)	2"	2/21/2024	5 sec/10 sec	7500**	Full Suite	30	250

Notes:

^ - Purge rates dictated by individual recharge rates and prior purging and sampling experience
ZIST - Zone Isolation System Technology monitoring well
** - Indicates monitoring well was purged with a bladder pump utilizing low-flow sample procedures
NS - Well not sampled due to no recharge, damage or obstruction
ml - mililiters

TABLE 4
SUMMARY OF FIELD PARAMETERS AT SAMPLING TIME - OVERBURDEN/BEDROCK WELLS
FEBRUARY 2024
RINGWOOD MINES/LANDFILL SUPERFUND SITE

Well ID	Intake Interval (feet btoc)	Sample Date	Sample Time	Sample Method	Minutes elapsed	Rate (mL/m)	Turbidity (NTUs)	ORP (mV)	pH (SI Units)	Conductivity (mmhos/cm)	Temp (ºC)	Depth to Water (feet)	Diss. Oxygen (mg/L)
OB Series Wells													
OB-3*	9 to 24	2/22/2024	10:10	Low Flow	70	200	24.30	141.0	6.35	0.155	8.24	4.02	2.19
OB-10	10 to 20	2/22/2024	12:15	Low Flow	40	200	1.20	149.0	6.26	0.127	10.29	6.69	1.62
OB-11R	25 to 40	2/26/2024	11:45	Low Flow	45	220	6.40	-103.0	6.48	0.641	10.57	16.21	0.00
OB-14A	**4 to 14**	2/21/2024	11:20	Low Flow	30	200	2.50	-80.0	6.33	0.621	10.00	15.74	0.00
OB-16	**5 to 15**	2/21/2024	11:00	Low Flow	40	200	0.00	-83.0	6.50	1.340	10.36	13.64	0.00
OB-17	3 to 13	2/21/2024	12:20	Low Flow	40	200	24.00	25.0	6.66	0.716	7.04	7.02	0.00
OB-19	5 to 20	2/22/2024	10:35	Low Flow	35	220	0.00	-75.0	6.46	0.375	9.46	12.85	4.36
OB-20B	24 to 34	2/22/2024	13:10	Low Flow	40	160	48.20	-57.0	6.34	0.485	11.19	15.00	0.23
OB-24	**5 to 15**	2/21/2024	9:30	Low Flow	40	200	5.20	50.0	6.98	0.757	10.35	14.71	0.00
OB-27	24.5 to 39.5	2/26/2024	13:10	Low Flow	40	240	24.50	-100.0	6.49	0.499	10.92	14.54	0.00
OB-29	18 to 35	2/22/2024	14:05	Low Flow	75	200	37.00	126.0	6.23	0.126	9.93	5.56	1.27
OB-31	20 to 30	2/22/2024	11:50	Low Flow	35	240	45.60	-97.0	6.55	0.528	10.85	14.57	2.72
OB-32	10 to 20	2/22/2024	14:10	Low Flow	35	280	4.80	-94.0	6.54	0.497	11.96	17.01	4.14
RW Series Wells													
RW-2	279 to 289	2/21/2024	15:15	ZIST	20	60	0.0	-133.0	9.33	0.927	10.99	9.77	9.80
RW-2	452 to 462	2/21/2024	14:45	ZIST	20	90	0.0	-116.0	11.25	1.740	10.80	9.05	11.22
RW-3	77 to 87	2/22/2024	12:50	ZIST	20	80	0.0	-82.0	8.41	0.390	10.31	12.75	3.24
RW-3DS	155 to 160	2/22/2024	11:50	ZIST	10	80	0.0	-139.0	10.87	0.817	10.20	14.81	1.16
RW-3DD	175 to 180	2/22/2024	12:15	ZIST	10	100	11.0	-143.0	10.1	0.204	10.34	14.85	3.17
RW-5	99 to 119	2/22/2024	9:25	Low Flow	35	150	52.7	-52.0	11.22	0.548	8.81	13.01	0.00
RW-6	99 to 119	2/21/2024	14:05	Low Flow	30	150	22.00	-53.0	6.36	0.632	9.66	12.59	3.33
RW-6A	58 to 78	2/21/2024	12:55	Low Flow	35	180	0.00	-36.0	6.48	0.673	9.59	13.90	0.63
RW-8A	47 to 57			ZIST	Well dry, no sample collected								
RW-8S	163 to 173	2/21/2024	12:15	ZIST	20	80	0.0	-84.0	8.25	0.425	9.95	52.80	7.85
RW-8D	204 to 214	2/21/2024	11:40	ZIST	20	80	1.2	-116	8.61	0.695	10.06	59.45	3.46
RW-9S	139 to 149	2/21/2024	12:50	ZIST	10	60	0.00	-108.0	7.97	1.140	8.80	64.10	5.12
RW-9D	206 to 216	2/21/2024	13:35	ZIST	30	60	0.00	-184.0	13.08	1.980	9.25	43.9	3.67
RW-10S	120 to 130	2/21/2024	10:30	ZIST	13	75	0.0	-87.0	9.74	0.464	7.60	38.81	2.76
RW-10D	185 to 195	2/21/2024	10:55	ZIST	15	100	6.7	-89.0	9.53	0.330	8.48	38.34	3.36
RW-11S	236 to 241	2/22/2024	14:00	ZIST	10	90	0.0	-165.0	9.46	0.145	9.60	8.61	3.36
RW-11D	262 to 267	2/22/2024	13:25	ZIST	10	90	24.9	-141.0	12.50	0.744	9.39	9.95	2.13
RW-12S	55 to 65	2/22/2024	10:00	ZIST	20	80	0.0	-161.0	9.19	0.591	10.50	0	4.33
RW-12D	130 to 140	2/22/2024	10:30	ZIST	15	100	2.3	-93.0	8.56	0.157	9.45	0	3.66
RW-14S	135 to 155	2/23/2024	9:30	ZIST	25	150	0.0	-158.0	8.31	0.369	11.87	9.99	9.96
RW-14D	175 to 185	2/23/2024	10:00	ZIST	12	130	0.0	-133.0	8.19	0.823	9.67	7.21	8.15
RW-15S	110 to 120	2/23/2024	10:50	ZIST	15	100	0.0	-212.0	9.67	0.226	9.14	9.91	3.19
RW-15D	127 to 137	2/23/2024	11:25	ZIST	15	100	45.6	-239.0	11.17	0.485	9.01	8.30	4.77
RW-16	**52 to 62**	2/21/2024	10:20	Low Flow	30	250	0.00	163.0	6.69	0.531	10.74	10.28	0.00

Notes:
btoc = below top of casing
°C = degrees Celsius
mg/L = milligrams per liter
mL/m = milliliters per minute
mmhos/cm = millimhos per centimeter
mV = millivolts
NTU = Nephelometric Turbidity Unit
ORP = oxidation-reduction potential
SI = Standard Units
OB = Overburden Wells
RW = Rock Wells
* Well OB-3 was completed as a bedrock well due to thin overburden deposits.
Wells in bold have been extended and will be resurveyed following completion of the recycling center.

TABLE 5A
SUMMARY OF DETECTED ANALYTES IN GROUNDWATER
PETERS MINE PIT (PMP)
FEBRUARY 2024
RINGWOOD MINES/LANDFILL SUPERFUND SITE

Parameter	Units	NJGWQS	OB-11R	OB-19	OB-19 DUP	OB-20B	OB-27	OB-31	OB-32	RW-11D (262-267)	RW-11S (236-241)	RW-14D (175-185)	RW-14S (135-155)	RW-15D (127-137)	RW-15S (110-120)	RW-15S DUP	RW-3 (77-87)	RW-3DD (175-180)	RW-3DS (155-160)	RW-5 (99-119)	RW-6
VOCs																					
1,1-Dichloroethane	ug/l	50					0.45 J											0.89 J	1.6		
1,3-Dichlorobenzene	ug/l	600								0.42 J											
1,4-Dichlorobenzene	ug/l	75								1.1											
2-Butanone (MEK)	ug/l	300												2 J					2.2 J		
Acetone	ug/l	6000												15					8.3		
Benzene	ug/l	1	0.57 J	0.25 J	0.28 J					17											
Carbon disulfide	ug/l	700								6				3.7	0.9 J	0.98 J		0.91 J	1.5		
Chlorobenzene	ug/l	50								8.2											
Chloroethane	ug/l	5^	36	0.74 J	1.2		64	3.8		6.7											1.4
cis-1,2-Dichloroethene	ug/l	70	0.44 J				0.33 J														
Cyclohexane	ug/l		3.1	0.46 J	0.55 J	0.4 J	1.6	0.41 J		0.61 J											0.33 J
Isopropylbenzene	ug/l	700	0.83 J	0.49 J	0.51 J		2.4			2.2											
Methylcyclohexane	ug/l		0.85 J				1														
Toluene	ug/l	600												0.87 J	1	1					
Vinyl chloride	ug/l	1												0.53 J							
SVOCs																					
1,4-Dioxane	ug/l	0.4	4.2	0.51	0.53		4.2	0.83		48	1.6			0.31	0.55	0.51	6.3	7.4	7.4	0.57	0.56
Metals																					
Total Arsenic	ug/l	3	25.7	1.4 J	1.3 J	1.2 J	25.8	22.2	15.4	1.2 J		2.3		9.7	2.8	2.2		7.4	14.8	7.4	1.3 J
Dissolved Arsenic	ug/l	3							1.3 J			1.6 J		9.2	3.1	3.5		7.7	13.9	6	
Total Lead	ug/l	5	0.46 J	0.44 UB		0.93 UB	0.6 J			0.65 J	0.49 J		0.51 J	0.61 J			0.83 J	1 J	0.64 J	4.7	0.87 J

See Table 11 for validation qualifiers.
Result exceeds NJGWQS (NJAC 7:9C August 2018)

Notes:
ug/l = micrograms per liter
NJGWQS = New Jersey Ground Water Quality Standards
SVOCs = Semivolatile Organic Compounds
VOCs = Volatile Organic Compounds
^ = NJGWQS for this compound is an Interim Specific Standard

TABLE 5B
SUMMARY OF ANALYTICAL RESULTS IN GROUNDWATER
PETERS MINE PIT (PMP)
FEBRUARY 2024
RINGWOOD MINES/LANDFILL SUPERFUND SITE

Parameter	Units	NJGWQS	OB-11R	OB-19	OB-19 DUP	OB-20B	OB-27	OB-31	OB-32	RW-11D (262-267)	RW-11S (236-241)	RW-14D (175-185)	RW-14S (135-155)	RW-15D (127-137)	RW-15S (110-120)	RW-15S DUP	RW-3 (77-87)	RW-3DD (175-180)	RW-3DS (155-160)	RW-5 (99-119)	RW-6	RW-6A
VOCs																						
1,1,1-Trichloroethane	ug/l	30	0.24 U	0.24 U	0.24 U	0.24 U	0.24 U	0.24 U	0.24 UJ	0.24 U	0.24 U	0.24 U	0.24 U	0.24 U	0.24 U	0.24 U	0.24 U	0.24 U	0.24 U	0.24 U	0.24 U	0.24 U
1,1,2,2-Tetrachloroethane	ug/l	1	0.37 U	0.37 U	0.37 U	0.37 U	0.37 U	0.37 U	0.37 UJ	0.37 U	0.37 U	0.37 U	0.37 U	0.37 U	0.37 U	0.37 U	0.37 U	0.37 U	0.37 U	0.37 U	0.37 U	0.37 U
1,1,2-Trichloro-1,2,2-trifluoroethane	ug/l		0.31 U	0.31 U	0.31 U	0.31 U	0.31 U	0.31 U	0.31 UJ	0.31 U	0.31 U	0.31 U	0.31 U	0.31 U	0.31 U	0.31 U	0.31 U	0.31 U	0.31 U	0.31 U	0.31 U	0.31 U
1,1,2-Trichloroethane	ug/l	3	0.2 U	0.2 U	0.2 U	0.2 U	0.2 U	0.2 U	0.2 UJ	0.2 U	0.2 U	0.2 U	0.2 U	0.2 U	0.2 U	0.2 U	0.2 U	0.2 U	0.2 U	0.2 U	0.2 U	0.2 U
1,1-Dichloroethane	ug/l	50	0.26 U	0.26 U	0.26 U	0.26 U	0.45 J	0.26 U	0.26 UJ	0.26 U	0.26 U	0.26 U	0.26 U	0.26 U	0.26 U	0.26 U	0.26 U	0.89 J	1.6	0.26 U	0.26 U	0.26 U
1,1-Dichloroethene	ug/l	1	0.26 U	0.26 U	0.26 U	0.26 U	0.26 U	0.26 U	0.26 UJ	0.26 U	0.26 U	0.26 U	0.26 U	0.26 U	0.26 U	0.26 U	0.26 U	0.26 U	0.26 U	0.26 U	0.26 U	0.26 U
1,2,3-Trichlorobenzene	ug/l		0.36 U	0.36 U +	0.36 U +	0.36 U +	0.36 U	0.36 U F +	0.36 UJ	0.36 U	0.36 U	0.36 U F +	0.36 U +	0.36 U +	0.36 U +	0.36 U +	0.36 U	0.36 U	0.36 U	0.36 U +	0.36 U +	0.36 U +
1,2,3-Trichloropropane	ug/l	0.03	0.012 U	0.012 U	0.012 U	0.012 U	0.012 U	0.012 U	0.012 U	0.012 U	0.012 U	0.012 U	0.012 U	0.012 U	0.012 U	0.012 U	0.012 U	0.012 U	0.012 U	0.012 U	0.012 U	0.012 U
1,2,4-Trichlorobenzene	ug/l	9	0.37 U	0.37 U	0.37 U	0.37 U	0.37 U	0.37 U	0.37 UJ	0.37 U	0.37 U	0.37 U	0.37 U	0.37 U	0.37 U	0.37 U	0.37 U	0.37 U	0.37 U	0.37 U	0.37 U	0.37 U
1,2-Dibromo-3-Chloropropane	ug/l	0.02	0.01 U	0.01 U	0.01 U	0.01 U	0.01 U	0.01 U	0.01 U	0.01 U	0.01 U	0.01 U	0.01 U	0.01 U	0.01 U	0.01 U	0.01 U	0.01 U	0.01 U	0.01 U	0.01 U	0.01 U
1,2-Dichlorobenzene	ug/l	600	0.21 U	0.21 U	0.21 U	0.21 U	0.21 U	0.21 U	0.21 UJ	0.21 U	0.21 U	0.21 U	0.21 U	0.21 U	0.21 U	0.21 U	0.21 U	0.21 U	0.21 U	0.21 U	0.21 U	0.21 U
1,2-Dichloroethane	ug/l	2	0.43 U	0.43 U	0.43 U	0.43 U	0.43 U	0.43 U	0.43 UJ	0.43 U	0.43 U	0.43 U	0.43 U	0.43 U	0.43 U	0.43 U	0.43 U	0.43 U	0.43 U	0.43 U	0.43 U	0.43 U
1,2-Dichloropropane	ug/l	1	0.35 U	0.35 U	0.35 U	0.35 U	0.35 U	0.35 U	0.35 UJ	0.35 U	0.35 U	0.35 U	0.35 U	0.35 U	0.35 U	0.35 U	0.35 U	0.35 U	0.35 U	0.35 U	0.35 U	0.35 U
1,3-Dichlorobenzene	ug/l	600	0.34 U	0.34 U	0.34 U	0.34 U	0.34 U	0.34 U	0.34 UJ	0.42 J	0.34 U	0.34 U	0.34 U	0.34 U	0.34 U	0.34 U	0.34 U	0.34 U	0.34 U	0.34 U	0.34 U	0.34 U
1,4-Dichlorobenzene	ug/l	75	0.33 U	0.33 U	0.33 U	0.33 U	0.33 U	0.33 U	0.33 UJ	1.1	0.33 U	0.33 U	0.33 U	0.33 U	0.33 U	0.33 U	0.33 U	0.33 U	0.33 U	0.33 U	0.33 U	0.33 U
2-Butanone (MEK)	ug/l	300	1.9 U	1.9 U	1.9 U	1.9 U	1.9 U	1.9 U	1.9 UJ	1.9 U	1.9 U	1.9 U	1.9 U	2 J	1.9 U	1.9 U	1.9 U	1.9 U	2.2 J	1.9 U	1.9 U	1.9 U
2-Hexanone	ug/l	40	1.1 U	1.1 U	1.1 U	1.1 U	1.1 U	1.1 U	1.1 UJ	1.1 U	1.1 U	1.1 U	1.1 U	1.1 U	1.1 U	1.1 U	1.1 U	1.1 U	1.1 U	1.1 U	1.1 U	1.1 U
4-Methyl-2-pentanone (MIBK)	ug/l		1.3 U	1.3 U	1.3 U	1.3 U	1.3 U	1.3 U	1.3 UJ	1.3 U	1.3 U	1.3 U	1.3 U	1.3 U	1.3 U	1.3 U	1.3 U	1.3 U	1.3 U	1.3 U	1.3 U	1.3 U
Acetone	ug/l	6000	4.4 U	4.4 U	4.4 U	4.4 U	4.4 U	4.4 U	4.4 UJ	4.4 U	4.4 U	4.4 U	4.4 U	15	4.4 U	4.4 U	4.4 U	4.4 U	8.3	4.4 U	4.4 U	4.4 U
Benzene	ug/l	1	0.57 J	0.25 J	0.28 J	0.2 U	0.2 U	0.2 U	0.2 UJ	17	0.2 U	0.2 U	0.2 U	0.2 U	0.2 U	0.2 U	0.2 U	0.2 U	0.2 U	0.2 U	0.2 U	0.38 J
Bromoform	ug/l	4	0.54 U	0.54 U	0.54 U	0.54 U	0.54 U	0.54 U	0.54 UJ	0.54 U	0.54 U	0.54 U	0.54 U	0.54 U	0.54 U	0.54 U	0.54 U	0.54 U	0.54 U	0.54 U	0.54 U	0.54 U
Bromomethane	ug/l	10	0.55 U	0.55 U	0.55 U	0.55 U	0.55 U	0.55 U F	0.55 UJ	0.55 U 1	0.55 U 1	0.55 U F	0.55 U	0.55 U	0.55 U	0.55 U	0.55 U 1	0.55 U	0.55 U 1	0.55 U	0.55 U	0.55 U
Carbon disulfide	ug/l	700	0.82 U	0.82 U	0.82 U	0.82 U	0.82 U	0.82 U	0.82 UJ	6	0.82 U	0.82 U	0.82 U	3.7	0.9 J	0.98 J	0.82 U	0.91 J	1.5	0.82 U	0.82 U	0.82 U
Carbon tetrachloride	ug/l	1	0.21 U	0.21 U	0.21 U	0.21 U	0.21 U	0.21 U	0.21 UJ	0.21 U	0.21 U	0.21 U	0.21 U	0.21 U	0.21 U	0.21 U	0.21 U	0.21 U	0.21 U	0.21 U	0.21 U	0.21 U
Chlorobenzene	ug/l	50	0.38 U	0.38 U	0.38 U	0.38 U	0.38 U	0.38 U	0.38 UJ	8.2	0.38 U	0.38 U	0.38 U	0.38 U	0.38 U	0.38 U	0.38 U	0.38 U	0.38 U	0.38 U	0.38 U	0.38 U
Chlorobromomethane	ug/l		0.41 U	0.41 U	0.41 U	0.41 U	0.41 U	0.41 U	0.41 UJ	0.41 U	0.41 U	0.41 U	0.41 U	0.41 U	0.41 U	0.41 U	0.41 U	0.41 U	0.41 U	0.41 U	0.41 U	0.41 U
Chlorodibromomethane	ug/l	1	0.28 U	0.28 U	0.28 U	0.28 U	0.28 U	0.28 U	0.28 UJ	0.28 U	0.28 U	0.28 U	0.28 U	0.28 U	0.28 U	0.28 U	0.28 U	0.28 U	0.28 U	0.28 U	0.28 U	0.28 U
Chloroethane	ug/l	5^	36	0.74 J	1.2	0.32 U	64	3.8	0.32 UJ	6.7	0.32 U	0.32 U	0.32 U	0.32 U	0.32 U	0.32 U	0.32 U	0.32 U	0.32 U	0.32 U	1.4	0.39 J
Chloroform	ug/l	70	0.33 U	0.33 U	0.33 U	0.33 U	0.33 U	0.33 U	0.33 UJ	0.33 U	0.33 U	0.33 U	0.33 U	0.33 U	0.33 U	0.33 U	0.33 U	0.33 U	0.33 U	0.33 U	0.33 U	0.33 U
Chloromethane	ug/l		0.4 U	0.4 U	0.4 U	0.4 U	0.4 U	0.4 U	0.4 UJ	0.4 U	0.4 U	0.4 U	0.4 U	0.4 U	0.4 U	0.4 U	0.4 U	0.4 U	0.4 U	0.4 U	0.4 U	0.4 U
cis-1,2-Dichloroethene	ug/l	70	0.44 J	0.22 U	0.22 U	0.22 U	0.33 J	0.22 U	0.22 UJ	0.22 U	0.22 U	0.22 U	0.22 U	0.22 U	0.22 U	0.22 U	0.22 U	0.22 U	0.22 U	0.22 U	0.22 U	0.22 U
cis-1,3-Dichloropropene	ug/l		0.22 U	0.22 U	0.22 U	0.22 U	0.22 U	0.22 U	0.22 UJ	0.22 U	0.22 U	0.22 U	0.22 U	0.22 U	0.22 U	0.22 U	0.22 U	0.22 U	0.22 U	0.22 U	0.22 U	0.22 U
Cyclohexane	ug/l		3.1	0.46 J	0.55 J	0.4 J	1.6	0.41 J	0.32 UJ	0.61 J	0.32 U	0.32 U	0.32 U	0.32 U	0.32 U	0.32 U	0.32 U	0.32 U	0.32 U	0.32 U	0.33 J	0.73 J
Dichlorobromomethane	ug/l	1	0.34 U	0.34 U	0.34 U	0.34 U	0.34 U	0.34 U	0.34 UJ	0.34 U	0.34 U	0.34 U	0.34 U	0.34 U	0.34 U	0.34 U	0.34 U	0.34 U	0.34 U	0.34 U	0.34 U	0.34 U
Dichlorodifluoromethane	ug/l	1000	0.31 U	0.31 U	0.31 U	0.31 U	0.31 U	0.31 U	0.31 UJ	0.31 U	0.31 U	0.31 U	0.31 U	0.31 U	0.31 U	0.31 U	0.31 U	0.31 U	0.31 U	0.31 U	0.31 U	0.31 U
Ethylbenzene	ug/l	700	0.3 U	0.3 U	0.3 U	0.3 U	0.3 U	0.3 U	0.3 UJ	0.3 U	0.3 U	0.3 U	0.3 U	0.3 U	0.3 U	0.3 U	0.3 U	0.3 U	0.3 U	0.3 U	0.3 U	0.3 U
Ethylene Dibromide	ug/l	0.03	0.0079 U	0.0079 U	0.0079 U	0.0079 U	0.0079 U	0.0079 U	0.0079 U	0.0079 U	0.0079 U	0.0079 U	0.0079 U	0.0079 U	0.0079 U	0.0079 U	0.0079 U	0.0079 U	0.0079 U	0.0079 U	0.0079 U	0.0079 U
Isopropylbenzene	ug/l	700	0.83 J	0.49 J	0.51 J	0.34 U	2.4	0.34 U	0.34 UJ	2.2	0.34 U	0.34 U	0.34 U	0.34 U	0.34 U	0.34 U	0.34 U	0.34 U	0.34 U	0.34 U	0.34 U	0.95 J
Methyl acetate	ug/l	7000	0.79 U	0.79 U	0.79 U	0.79 U	0.79 U	0.79 U	0.79 UJ	0.79 U	0.79 U	0.79 U	0.79 U	0.79 U	0.79 U	0.79 U	0.79 U	0.79 U	0.79 U	0.79 U	0.79 U	0.79 U
Methyl tert-butyl ether	ug/l	70	0.22 U	0.22 U	0.22 U	0.22 U	0.22 U	0.22 U	0.22 UJ	0.22 U	0.22 U	0.22 U	0.22 U	0.22 U	0.22 U	0.22 U	0.22 U	0.22 U	0.22 U	0.22 U	0.22 U	0.22 U
Methylcyclohexane	ug/l		0.85 J	0.71 U	0.71 U	0.71 U	1	0.71 U	0.71 UJ	0.71 U	0.71 U	0.71 U	0.71 U	0.71 U	0.71 U	0.71 U	0.71 U	0.71 U	0.71 U	0.71 U	0.71 U	0.71 U
Methylene Chloride	ug/l	3	0.32 U	0.32 U	0.32 U	0.32 U	0.32 U	0.32 U	0.32 UJ	0.32 U	0.32 U	0.32 U	0.32 U	0.32 U	0.32 U	0.32 U	0.32 U	0.32 U	0.32 U	0.32 U	0.32 U	0.32 U
Styrene	ug/l	100	0.42 U	0.42 U	0.42 U	0.42 U	0.42 U	0.42 U	0.42 UJ	0.42 U	0.42 U	0.42 U	0.42 U	0.42 U	0.42 U	0.42 U	0.42 U	0.42 U	0.42 U	0.42 U	0.42 U	0.42 U
Tetrachloroethene	ug/l	1	0.25 U	0.25 U	0.25 U	0.25 U	0.25 U	0.25 U	0.25 UJ	0.25 U	0.25 U	0.25 U	0.25 U	0.25 U	0.25 U	0.25 U	0.25 U	0.25 U	0.25 U	0.25 U	0.25 U	0.25 U
Toluene	ug/l	600	0.38 U	0.38 U	0.38 U	0.38 U	0.38 U	0.38 U	0.38 UJ	0.38 U	0.38 U	0.38 U	0.38 U	0.87 J	1	1	0.38 U	0.38 U	0.38 U	0.38 U	0.38 U	0.38 U
trans-1,2-Dichloroethene	ug/l	100	0.24 U	0.24 U	0.24 U	0.24 U	0.24 U	0.24 U	0.24 UJ	0.24 U	0.24 U	0.24 U	0.24 U	0.24 U	0.24 U	0.24 U	0.24 U	0.24 U	0.24 U	0.24 U	0.24 U	0.24 U
trans-1,3-Dichloropropene	ug/l		0.22 U	0.22 U	0.22 U	0.22 U	0.22 U	0.22 U	0.22 UJ	0.22 U	0.22 U	0.22 U	0.22 U	0.22 U	0.22 U	0.22 U	0.22 U	0.22 U	0.22 U	0.22 U	0.22 U	0.22 U
Trichloroethene	ug/l	1	0.31 U	0.31 U	0.31 U	0.31 U	0.31 U	0.31 U	0.31 UJ	0.31 U	0.31 U	0.31 U	0.31 U	0.31 U	0.31 U	0.31 U	0.31 U	0.31 U	0.31 U	0.31 U	0.31 U	0.31 U
Trichlorofluoromethane	ug/l	2000	0.32 U	0.32 U	0.32 U	0.32 U	0.32 U	0.32 U	0.32 UJ	0.32 U	0.32 U	0.32 U	0.32 U	0.32 U	0.32 U	0.32 U	0.32 U	0.32 U	0.32 U	0.32 U	0.32 U	0.32 U
Vinyl chloride	ug/l	1	0.17 U	0.17 U	0.17 U	0.17 U	0.17 U	0.17 U	0.17 UJ	0.17 U	0.17 U	0.17 U	0.17 U	0.53 J	0.17 U	0.17 U	0.17 U	0.17 U	0.17 U	0.17 U	0.17 U	0.17 U
Xylenes, Total	ug/l	1000	0.65 U	0.65 U	0.65 U	0.65 U	0.65 U	0.65 U	0.65 UJ	0.65 U	0.65 U	0.65 U	0.65 U	0.65 U	0.65 U	0.65 U	0.65 U	0.65 U	0.65 U	0.65 U	0.65 U	0.65 U

TABLE 5B
SUMMARY OF ANALYTICAL RESULTS IN GROUNDWATER
PETERS MINE PIT (PMP)
FEBRUARY 2024
RINGWOOD MINES/LANDFILL SUPERFUND SITE

Parameter	Units	NJGWQS	OB-11R	OB-19	OB-19 DUP	OB-20B	OB-27	OB-31	OB-32	RW-11D (262-267)	RW-11S (236-241)	RW-14D (175-185)	RW-14S (135-155)	RW-15D (127-137)	RW-15S (110-120)	RW-15S DUP	RW-3 (77-87)	RW-3DD (175-180)	RW-3DS (155-160)	RW-5 (99-119)	RW-6	RW-6A
SVOCs																						
1,4-Dioxane	ug/l	0.4	4.2	0.51	0.53	0.072 U	4.2	0.83	0.072 U	48	1.6	0.072 U	0.072 U	0.31	0.55	0.51	6.3	7.4	7.4	0.57	0.56	1.8
Metals																						
Total Arsenic	ug/l	3	25.7	1.4 J	1.3 J	1.2 J	25.8	22.2	15.4	1.2 J	1.2 U	2.3	1.2 U	9.7	2.8	2.2	1.2 U	7.4	14.8	7.4	1.3 J	1.2 U
Dissolved Arsenic	ug/l	3	1.2 U	1.2 U	1.2 U	1.2 U	1.2 U	1.2 U	1.3 J	1.2 U	1.2 U	1.6 J	1.2 U	9.2	3.1	3.5	1.2 U	7.7	13.9	6	1.2 U	1.2 U
Total Lead	ug/l	5	0.46 J	0.44 UB	0.42 U	0.93 UB	0.6 J	0.42 U	0.42 U	0.65 J	0.49 J	0.42 U	0.51 J	0.61 J	0.42 U	0.42 U	0.83 J	1 J	0.64 J	4.7	0.87 J	0.69 J
Dissolved Lead	ug/l	5	0.42 U	0.42 U	0.42 U	0.42 U	0.42 U	0.42 U	0.42 U	0.42 U	0.42 U	0.42 U	0.42 U	0.42 U	0.42 U	0.42 U	0.42 U	0.42 U	0.42 U	0.42 U	0.42 U	0.42 U

See Table 11 for validation qualifiers.

Result exceeds NJGWQS (NJAC 7:9C August 2018)

Notes:
ug/l = micrograms per liter
NJGWQS = New Jersey Ground Water Quality Standards
SVOCs = Semivolatile Organic Compounds
VOCs = Volatile Organic Compounds

TABLE 6A
SUMMARY OF DETECTED ANALYTES IN GROUNDWATER
O'CONNOR DISPOSAL AREA (OCDA)
FEBRUARY 2024
RINGWOOD MINES/LANDFILL SUPERFUND SITE

Parameter	Units	NJGWQS	OB-14A	OB-16	OB-17
VOCs					
1,1-Dichloroethane	ug/l	50			0.36 J
SVOCs					
1,4-Dioxane	ug/l	0.4			9
Metals					
Total Arsenic	ug/l	3		8.7	
Total Lead	ug/l	5	1.2		

See Table 11 for validation qualifiers.
Result exceeds NJGWQS (NJAC 7:9C August 2018)

Notes:
ug/l = micrograms per liter
NJGWQS = New Jersey Ground Water Quality Standards
SVOCs = Semivolatile Organic Compounds
VOCs = Volatile Organic Compounds

TABLE 6B
SUMMARY OF ANALYTICAL RESULTS IN GROUNDWATER
O'CONNOR DISPOSAL AREA (OCDA)
FEBRUARY 2024
RINGWOOD MINES/LANDFILL SUPERFUND SITE

Parameter	Units	NJGWQS	OB-14A	OB-16	OB-17	OB-24	RW-16
VOCs							
1,1,1-Trichloroethane	ug/l	30	0.24 U	0.24 U	0.24 U	0.24 U	0.24 U
1,1,2,2-Tetrachloroethane	ug/l	1	0.37 U	0.37 U	0.37 U	0.37 U	0.37 U
1,1,2-Trichloro-1,2,2-trifluoroethane	ug/l		0.31 U	0.31 U	0.31 U	0.31 U	0.31 U
1,1,2-Trichloroethane	ug/l	3	0.2 U	0.2 U	0.2 U	0.2 U	0.2 U
1,1-Dichloroethane	ug/l	50	0.26 U	0.26 U	0.36 J	0.26 U	0.26 U
1,1-Dichloroethene	ug/l	1	0.26 U	0.26 U	0.26 U	0.26 U	0.26 U
1,2,3-Trichlorobenzene	ug/l		0.36 U +	0.36 U +	0.36 U +	0.36 U +	0.36 U +
1,2,3-Trichloropropane	ug/l	0.03	0.012 U	0.012 U	0.012 U	0.012 U	0.012 U
1,2,4-Trichlorobenzene	ug/l	9	0.37 U	0.37 U	0.37 U	0.37 U	0.37 U
1,2-Dibromo-3-Chloropropane	ug/l	0.02	0.01 U	0.01 U	0.01 U	0.01 U	0.01 U
1,2-Dichlorobenzene	ug/l	600	0.21 U	0.21 U	0.21 U	0.21 U	0.21 U
1,2-Dichloroethane	ug/l	2	0.43 U	0.43 U	0.43 U	0.43 U	0.43 U
1,2-Dichloropropane	ug/l	1	0.35 U	0.35 U	0.35 U	0.35 U	0.35 U
1,3-Dichlorobenzene	ug/l	600	0.34 U	0.34 U	0.34 U	0.34 U	0.34 U
1,4-Dichlorobenzene	ug/l	75	0.33 U	0.33 U	0.33 U	0.33 U	0.33 U
2-Butanone (MEK)	ug/l	300	1.9 U	1.9 U	1.9 U	1.9 U	1.9 U
2-Hexanone	ug/l	40	1.1 U	1.1 U	1.1 U	1.1 U	1.1 U
4-Methyl-2-pentanone (MIBK)	ug/l		1.3 U	1.3 U	1.3 U	1.3 U	1.3 U
Acetone	ug/l	6000	4.4 U	4.4 U	4.4 U	4.4 U	4.4 U
Benzene	ug/l	1	0.2 U	0.2 U	0.2 U	0.2 U	0.2 U
Bromoform	ug/l	4	0.54 U	0.54 U	0.54 U	0.54 U	0.54 U
Bromomethane	ug/l	10	0.55 U	0.55 U	0.55 U	0.55 U	0.55 U
Carbon disulfide	ug/l	700	0.82 U	0.82 U	0.82 U	0.82 U	0.82 U
Carbon tetrachloride	ug/l	1	0.21 U	0.21 U	0.21 U	0.21 U	0.21 U
Chlorobenzene	ug/l	50	0.38 U	0.38 U	0.38 U	0.38 U	0.38 U
Chlorobromomethane	ug/l		0.41 U	0.41 U	0.41 U	0.41 U	0.41 U
Chlorodibromomethane	ug/l	1	0.28 U	0.28 U	0.28 U	0.28 U	0.28 U
Chloroethane	ug/l	5^	0.32 U	0.32 U	0.32 U	0.32 U	0.32 U
Chloroform	ug/l	70	0.33 U	0.33 U	0.33 U	0.33 U	0.33 U
Chloromethane	ug/l		0.4 U	0.4 U	0.4 U	0.4 U	0.4 U
cis-1,2-Dichloroethene	ug/l	70	0.22 U	0.22 U	0.22 U	0.22 U	0.22 U
cis-1,3-Dichloropropene	ug/l		0.22 U	0.22 U	0.22 U	0.22 U	0.22 U
Cyclohexane	ug/l		0.32 U	0.32 U	0.32 U	0.32 U	0.32 U
Dichlorobromomethane	ug/l	1	0.34 U	0.34 U	0.34 U	0.34 U	0.34 U
Dichlorodifluoromethane	ug/l	1000	0.31 U	0.31 U	0.31 U	0.31 U	0.31 U
Ethylbenzene	ug/l	700	0.3 U	0.3 U	0.3 U	0.3 U	0.3 U
Ethylene Dibromide	ug/l	0.03	0.0079 U	0.0079 U	0.0079 U	0.0079 U	0.0079 U
Isopropylbenzene	ug/l	700	0.34 U	0.34 U	0.34 U	0.34 U	0.34 U
Methyl acetate	ug/l	7000	0.79 U	0.79 U	0.79 U	0.79 U	0.79 U
Methyl tert-butyl ether	ug/l	70	0.22 U	0.22 U	0.22 U	0.22 U	0.22 U
Methylcyclohexane	ug/l		0.71 U	0.71 U	0.71 U	0.71 U	0.71 U
Methylene Chloride	ug/l	3	0.32 U	0.32 U	0.32 U	0.32 U	0.32 U
Styrene	ug/l	100	0.42 U	0.42 U	0.42 U	0.42 U	0.42 U
Tetrachloroethene	ug/l	1	0.25 U	0.25 U	0.25 U	0.25 U	0.25 U
Toluene	ug/l	600	0.38 U	0.38 U	0.38 U	0.38 U	0.38 U
trans-1,2-Dichloroethene	ug/l	100	0.24 U	0.24 U	0.24 U	0.24 U	0.24 U
trans-1,3-Dichloropropene	ug/l		0.22 U	0.22 U	0.22 U	0.22 U	0.22 U
Trichloroethene	ug/l	1	0.31 U	0.31 U	0.31 U	0.31 U	0.31 U
Trichlorofluoromethane	ug/l	2000	0.32 U	0.32 U	0.32 U	0.32 U	0.32 U
Vinyl chloride	ug/l	1	0.17 U	0.17 U	0.17 U	0.17 U	0.17 U
Xylenes, Total	ug/l	1000	0.65 U	0.65 U	0.65 U	0.65 U	0.65 U

TABLE 6B
SUMMARY OF ANALYTICAL RESULTS IN GROUNDWATER
O'CONNOR DISPOSAL AREA (OCDA)
FEBRUARY 2024
RINGWOOD MINES/LANDFILL SUPERFUND SITE

Parameter	Units	NJGWQS	OB-14A	OB-16	OB-17	OB-24	RW-16
SVOCs							
1,4-Dioxane	ug/l	0.4	0.072 U	0.072 U	9	0.072 U	0.072 U
Metals							
Total Arsenic	ug/l	3	1.2 U	8.7	1.2 U	1.2 U	1.2 U
Dissolved Arsenic	ug/l	3	1.2 U	1.2 U	1.2 U	1.2 U	1.2 U
Total Lead	ug/l	5	1.2	0.42 U	0.42 U	0.42 U	0.42 U
Dissolved Lead	ug/l	5	0.42 U	0.42 U	0.42 U	0.42 U	0.42 U

See Table 11 for validation qualifiers.
Result exceeds NJGWQS (NJAC 7:9C August 2018)

Notes:
ug/l = micrograms per liter
NJGWQS = New Jersey Ground Water Quality Standards
SVOCs = Semivolatile Organic Compounds
VOCs = Volatile Organic Compounds
^ = NJGWQS for this compound is an Interim Specific Standard

TABLE 7A
SUMMARY OF DETECTED ANALYTES IN GROUNDWATER
CANNON MINE PIT (CMP)
FEBRUARY 2024
RINGWOOD MINES/LANDFILL SUPERFUND SITE

Parameter	Units	NJGWQS	RW-10 (120-130)	RW-10 (185-195)	RW-2 (279-289)	RW-2 (452-462)	RW-8 (163-173)	RW-8 (204-214)	RW-9 (139-149)	RW-9 (206-216)
VOCs										
2-Butanone (MEK)	ug/l	300	4.7 J							2 J
Acetone	ug/l	6000	44			14				16
Benzene	ug/l	1			0.25 J		0.57 J	2		
Carbon disulfide	ug/l	700			1.1	1.6			1.6	
Chlorobenzene	ug/l	50			2.8					
Chloromethane	ug/l			0.5 UB	0.47 UB	0.62 UB				
Methyl tert-butyl ether	ug/l	70			0.23 J	0.43 J				
Toluene	ug/l	600		0.53 J	0.95 J	0.8 J				0.43 J
Vinyl chloride	ug/l	1		0.23 J	0.28 J	0.27 J				
SVOCs										
1,4-Dioxane	ug/l	0.4			6.1	0.75				
Metals										
Total Arsenic	ug/l	3	7.3	5.1	3.9	6.2	1.2 J			1.5 J
Dissolved Arsenic	ug/l	3	6.9	5.3	7.5	5		1.3 J		1.5 J
Total Lead	ug/l	5	1.3		0.58 J				0.57 J	

See Table 11 for validation qualifiers.
Result exceeds NJGWQS (NJAC 7:9C August 2018)

Notes:
ug/l = micrograms per liter
NJGWQS = New Jersey Ground Water Quality Standards
SVOCs = Semivolatile Organic Compounds
VOCs = Volatile Organic Compounds

TABLE 7B
SUMMARY OF ANALYTICAL RESULTS IN GROUNDWATER
CANNON MINE PIT (CMP)
FEBRUARY 2024
RINGWOOD MINES/LANDFILL SUPERFUND SITE

Parameter	Units	NJGWQS	OB-3	RW-10 (120-130)	RW-10 (185-195)	RW-2 (279-289)	RW-2 (452-462)	RW-8 (163-173)	RW-8 (204-214)	RW-9 (139-149)	RW-9 (206-216)
VOCs											
1,1,1-Trichloroethane	ug/l	30	0.24 U	0.24 U	0.24 U	0.24 U	0.24 U	0.24 U	0.24 U	0.24 U	0.24 U
1,1,2,2-Tetrachloroethane	ug/l	1	0.37 U	0.37 U	0.37 U	0.37 U	0.37 U	0.37 U	0.37 U	0.37 U	0.37 U
1,1,2-Trichloro-1,2,2-trifluoroethane	ug/l		0.31 U	0.31 U	0.31 U	0.31 U	0.31 U	0.31 U	0.31 U	0.31 U	0.31 U
1,1,2-Trichloroethane	ug/l	3	0.2 U	0.2 U	0.2 U	0.2 U	0.2 U	0.2 U	0.2 U	0.2 U	0.2 U
1,1-Dichloroethane	ug/l	50	0.26 U	0.26 U	0.26 U	0.26 U	0.26 U	0.26 U	0.26 U	0.26 U	0.26 U
1,1-Dichloroethene	ug/l	1	0.26 U	0.26 U	0.26 U	0.26 U	0.26 U	0.26 U	0.26 U	0.26 U	0.26 U
1,2,3-Trichlorobenzene	ug/l		0.36 U +	0.36 U	0.36 U	0.36 U	0.36 U	0.36 U	0.36 U	0.36 U	0.36 U
1,2,3-Trichloropropane	ug/l	0.03	0.012 U	0.012 U	0.012 U	0.012 U	0.012 U	0.012 U	0.012 U	0.012 U	0.012 U
1,2,4-Trichlorobenzene	ug/l	9	0.37 U	0.37 U	0.37 U	0.37 U	0.37 U	0.37 U	0.37 U	0.37 U	0.37 U
1,2-Dibromo-3-Chloropropane	ug/l	0.02	0.01 U	0.01 U	0.01 U	0.01 U	0.01 U	0.01 U	0.01 U	0.01 U	0.01 U
1,2-Dichlorobenzene	ug/l	600	0.21 U	0.21 U	0.21 U	0.21 U	0.21 U	0.21 U	0.21 U	0.21 U	0.21 U
1,2-Dichloroethane	ug/l	2	0.43 U	0.43 U	0.43 U	0.43 U	0.43 U	0.43 U	0.43 U	0.43 U	0.43 U
1,2-Dichloropropane	ug/l	1	0.35 U	0.35 U	0.35 U	0.35 U	0.35 U	0.35 U	0.35 U	0.35 U	0.35 U
1,3-Dichlorobenzene	ug/l	600	0.34 U	0.34 U	0.34 U	0.34 U	0.34 U	0.34 U	0.34 U	0.34 U	0.34 U
1,4-Dichlorobenzene	ug/l	75	0.33 U	0.33 U	0.33 U	0.33 U	0.33 U	0.33 U	0.33 U	0.33 U	0.33 U
2-Butanone (MEK)	ug/l	300	1.9 U	4.7 J	1.9 U	1.9 U	1.9 U	1.9 U	1.9 U	1.9 U	2 J
2-Hexanone	ug/l	40	1.1 U	1.1 U	1.1 U	1.1 U	1.1 U	1.1 U	1.1 U	1.1 U	1.1 U
4-Methyl-2-pentanone (MIBK)	ug/l		1.3 U	1.3 U	1.3 U	1.3 U	1.3 U	1.3 U	1.3 U	1.3 U	1.3 U
Acetone	ug/l	6000	4.4 U	44	4.4 U	4.4 U	14	4.4 U	4.4 U	4.4 U	16
Benzene	ug/l	1	0.2 U	0.2 U	0.2 U	0.25 J	0.2 U	0.57 J	2	0.2 U	0.2 U
Bromoform	ug/l	4	0.54 U	0.54 U	0.54 U	0.54 U	0.54 U	0.54 U	0.54 U	0.54 U	0.54 U
Bromomethane	ug/l	10	0.55 U	0.55 U	0.55 U	0.55 U	0.55 U	0.55 U	0.55 U	0.55 U	0.55 U
Carbon disulfide	ug/l	700	0.82 U	0.82 U	0.82 U	1.1	1.6	0.82 U	0.82 U	1.6	0.82 U
Carbon tetrachloride	ug/l	1	0.21 U	0.21 U	0.21 U	0.21 U	0.21 U	0.21 U	0.21 U	0.21 U	0.21 U
Chlorobenzene	ug/l	50	0.38 U	0.38 U	0.38 U	2.8	0.38 U	0.38 U	0.38 U	0.38 U	0.38 U
Chlorobromomethane	ug/l		0.41 U	0.41 U	0.41 U	0.41 U	0.41 U	0.41 U	0.41 U	0.41 U	0.41 U
Chlorodibromomethane	ug/l	1	0.28 U	0.28 U	0.28 U	0.28 U	0.28 U	0.28 U	0.28 U	0.28 U	0.28 U
Chloroethane	ug/l	5^	0.32 U	0.32 U	0.32 U	0.32 U	0.32 U	0.32 U	0.32 U	0.32 U	0.32 U
Chloroform	ug/l	70	0.33 U	0.33 U	0.33 U	0.33 U	0.33 U	0.33 U	0.33 U	0.33 U	0.33 U
Chloromethane	ug/l		0.4 U	0.4 U	0.5 UB	0.47 UB	0.62 UB	0.4 U	0.4 U	0.4 U	0.4 U
cis-1,2-Dichloroethene	ug/l	70	0.22 U	0.22 U	0.22 U	0.22 U	0.22 U	0.22 U	0.22 U	0.22 U	0.22 U
cis-1,3-Dichloropropene	ug/l		0.22 U	0.22 U	0.22 U	0.22 U	0.22 U	0.22 U	0.22 U	0.22 U	0.22 U
Cyclohexane	ug/l		0.32 U	0.32 U	0.32 U	0.32 U	0.32 U	0.32 U	0.32 U	0.32 U	0.32 U
Dichlorobromomethane	ug/l	1	0.34 U	0.34 U	0.34 U	0.34 U	0.34 U	0.34 U	0.34 U	0.34 U	0.34 U
Dichlorodifluoromethane	ug/l	1000	0.31 U	0.31 U	0.31 U	0.31 U	0.31 U	0.31 U	0.31 U	0.31 U	0.31 U
Ethylbenzene	ug/l	700	0.3 U	0.3 U	0.3 U	0.3 U	0.3 U	0.3 U	0.3 U	0.3 U	0.3 U
Ethylene Dibromide	ug/l	0.03	0.0079 U	0.0079 U	0.0079 U	0.0079 U	0.0079 U	0.0079 U	0.0079 U	0.0079 U	0.0079 U
Isopropylbenzene	ug/l	700	0.34 U	0.34 U	0.34 U	0.34 U	0.34 U	0.34 U	0.34 U	0.34 U	0.34 U
Methyl acetate	ug/l	7000	0.79 U	0.79 U	0.79 U	0.79 U	0.79 U	0.79 U	0.79 U	0.79 U	0.79 U
Methyl tert-butyl ether	ug/l	70	0.22 U	0.22 U	0.22 U	0.23 J	0.43 J	0.22 U	0.22 U	0.22 U	0.22 U
Methylcyclohexane	ug/l		0.71 U	0.71 U	0.71 U	0.71 U	0.71 U	0.71 U	0.71 U	0.71 U	0.71 U
Methylene Chloride	ug/l	3	0.32 U	0.32 U	0.32 U	0.32 U	0.32 U	0.32 U	0.32 U	0.32 U	0.32 U
Styrene	ug/l	100	0.42 U	0.42 U	0.42 U	0.42 U	0.42 U	0.42 U	0.42 U	0.42 U	0.42 U
Tetrachloroethene	ug/l	1	0.25 U	0.25 U	0.25 U	0.25 U	0.25 U	0.25 U	0.25 U	0.25 U	0.25 U
Toluene	ug/l	600	0.38 U	0.38 U	0.53 J	0.95 J	0.8 J	0.38 U	0.38 U	0.38 U	0.43 J
trans-1,2-Dichloroethene	ug/l	100	0.24 U	0.24 U	0.24 U	0.24 U	0.24 U	0.24 U	0.24 U	0.24 U	0.24 U
trans-1,3-Dichloropropene	ug/l		0.22 U	0.22 U	0.22 U	0.22 U	0.22 U	0.22 U	0.22 U	0.22 U	0.22 U
Trichloroethene	ug/l	1	0.31 U	0.31 U	0.31 U	0.31 U	0.31 U	0.31 U	0.31 U	0.31 U	0.31 U
Trichlorofluoromethane	ug/l	2000	0.32 U	0.32 U	0.32 U	0.32 U	0.32 U	0.32 U	0.32 U	0.32 U	0.32 U
Vinyl chloride	ug/l	1	0.17 U	0.17 U	0.23 J	0.28 J	0.27 J	0.17 U	0.17 U	0.17 U	0.17 U
Xylenes, Total	ug/l	1000	0.65 U	0.65 U	0.65 U	0.65 U	0.65 U	0.65 U	0.65 U	0.65 U	0.65 U

TABLE 7B
SUMMARY OF ANALYTICAL RESULTS IN GROUNDWATER
CANNON MINE PIT (CMP)
FEBRUARY 2024
RINGWOOD MINES/LANDFILL SUPERFUND SITE

Parameter	Units	NJGWQS	OB-3	RW-10 (120-130)	RW-10 (185-195)	RW-2 (279-289)	RW-2 (452-462)	RW-8 (163-173)	RW-8 (204-214)	RW-9 (139-149)	RW-9 (206-216)
SVOCs											
1,4-Dioxane	ug/l	0.4	0.072 U	0.072 U	0.072 U	6.1	0.75	0.072 U	0.072 U	0.072 U	0.072 U
Metals											
Total Arsenic	ug/l	3	1.2 U	7.3	5.1	3.9	6.2	1.2 J	1.2 U	1.2 U	1.5 J
Dissolved Arsenic	ug/l	3	1.2 U	6.9	5.3	7.5	5	1.2 U	1.3 J	1.2 U	1.5 J
Total Lead	ug/l	5	0.42 U	1.3	0.42 U	0.58 J	0.42 U	0.42 U	0.42 U	0.57 J	0.42 U
Dissolved Lead	ug/l	5	0.42 U	0.42 U	0.42 U	0.42 U	0.42 U	0.42 U	0.42 U	0.42 U	0.42 U

See Table 11 for validation qualifiers.
Result exceeds NJGWQS (NJAC 7:9C August 2018)

Notes:
ug/l = micrograms per liter
NJGWQS = New Jersey Ground Water Quality Standards
SVOCs = Semivolatile Organic Compounds
VOCs = Volatile Organic Compounds
^ = NJGWQS for this compound is an Interim Specific Standard

TABLE 8A
SUMMARY OF DETECTED ANALYTES IN GROUNDWATER
SALLY'S POND AREA (SPA)
FEBRUARY 2024
RINGWOOD MINES/LANDFILL SUPERFUND SITE

Parameter	Units	NJGWQS	OB-29	RW-12 (130-140)	RW-12 (55-65)
VOCs					
Acetone	ug/l	6000			6.8
Toluene	ug/l	600			0.6 J
Metals					
Total Arsenic	ug/l	3		7.9	6.8
Dissolved Arsenic	ug/l	3		8.8	8.3
Total Lead	ug/l	5	0.43 UB	4.2	2.3
Dissolved Lead	ug/l	5		0.98 J	

See Table 11 for validation qualifiers.
Result exceeds NJGWQS (NJAC 7:9C August 2018)

Notes:
ug/l = micrograms per liter
NJGWQS = New Jersey Ground Water Quality Standards
SVOCs = Semivolatile Organic Compounds
VOCs = Volatile Organic Compounds

TABLE 8B
SUMMARY OF ANALYTICAL RESULTS IN GROUNDWATER
SALLY'S POND AREA (SPA)
FEBRUARY 2024
RINGWOOD MINES/LANDFILL SUPERFUND SITE

Parameter	Units	NJGWQS	OB-10	OB-29	RW-12 (130-140)	RW-12 (55-65)
VOCs						
1,1,1-Trichloroethane	ug/l	30	0.24 U	0.24 U	0.24 U	0.24 U
1,1,2,2-Tetrachloroethane	ug/l	1	0.37 U	0.37 U	0.37 U	0.37 U
1,1,2-Trichloro-1,2,2-trifluoroethane	ug/l		0.31 U	0.31 U	0.31 U	0.31 U
1,1,2-Trichloroethane	ug/l	3	0.2 U	0.2 U	0.2 U	0.2 U
1,1-Dichloroethane	ug/l	50	0.26 U	0.26 U	0.26 U	0.26 U
1,1-Dichloroethene	ug/l	1	0.26 U	0.26 U	0.26 U	0.26 U
1,2,3-Trichlorobenzene	ug/l		0.36 U +	0.36 U +	0.36 U	0.36 U
1,2,3-Trichloropropane	ug/l	0.03	0.012 U	0.012 U	0.012 U	0.012 U
1,2,4-Trichlorobenzene	ug/l	9	0.37 U	0.37 U	0.37 U	0.37 U
1,2-Dibromo-3-Chloropropane	ug/l	0.02	0.01 U	0.01 U	0.01 U	0.01 U
1,2-Dichlorobenzene	ug/l	600	0.21 U	0.21 U	0.21 U	0.21 U
1,2-Dichloroethane	ug/l	2	0.43 U	0.43 U	0.43 U	0.43 U
1,2-Dichloropropane	ug/l	1	0.35 U	0.35 U	0.35 U	0.35 U
1,3-Dichlorobenzene	ug/l	600	0.34 U	0.34 U	0.34 U	0.34 U
1,4-Dichlorobenzene	ug/l	75	0.33 U	0.33 U	0.33 U	0.33 U
2-Butanone (MEK)	ug/l	300	1.9 U	1.9 U	1.9 U	1.9 U
2-Hexanone	ug/l	40	1.1 U	1.1 U	1.1 U	1.1 U
4-Methyl-2-pentanone (MIBK)	ug/l		1.3 U	1.3 U	1.3 U	1.3 U
Acetone	ug/l	6000	4.4 U	4.4 U	4.4 U	6.8
Benzene	ug/l	1	0.2 U	0.2 U	0.2 U	0.2 U
Bromoform	ug/l	4	0.54 U	0.54 U	0.54 U	0.54 U
Bromomethane	ug/l	10	0.55 U	0.55 U	0.55 U 1	0.55 U 1
Carbon disulfide	ug/l	700	0.82 U	0.82 U	0.82 U	0.82 U
Carbon tetrachloride	ug/l	1	0.21 U	0.21 U	0.21 U	0.21 U
Chlorobenzene	ug/l	50	0.38 U	0.38 U	0.38 U	0.38 U
Chlorobromomethane	ug/l		0.41 U	0.41 U	0.41 U	0.41 U
Chlorodibromomethane	ug/l	1	0.28 U	0.28 U	0.28 U	0.28 U
Chloroethane	ug/l	5	0.32 U	0.32 U	0.32 U	0.32 U
Chloroform	ug/l	70	0.33 U	0.33 U	0.33 U	0.33 U
Chloromethane	ug/l		0.4 U	0.4 U	0.4 U	0.4 U
cis-1,2-Dichloroethene	ug/l	70	0.22 U	0.22 U	0.22 U	0.22 U
cis-1,3-Dichloropropene	ug/l		0.22 U	0.22 U	0.22 U	0.22 U
Cyclohexane	ug/l		0.32 U	0.32 U	0.32 U	0.32 U
Dichlorobromomethane	ug/l	1	0.34 U	0.34 U	0.34 U	0.34 U
Dichlorodifluoromethane	ug/l	1000	0.31 U	0.31 U	0.31 U	0.31 U
Ethylbenzene	ug/l	700	0.3 U	0.3 U	0.3 U	0.3 U
Ethylene Dibromide	ug/l	0.03	0.0079 U	0.0079 U	0.0079 U	0.0079 U
Isopropylbenzene	ug/l	700	0.34 U	0.34 U	0.34 U	0.34 U
Methyl acetate	ug/l	7000	0.79 U	0.79 U	0.79 U	0.79 U
Methyl tert-butyl ether	ug/l	70	0.22 U	0.22 U	0.22 U	0.22 U

TABLE 8B
SUMMARY OF ANALYTICAL RESULTS IN GROUNDWATER
SALLY'S POND AREA (SPA)
FEBRUARY 2024
RINGWOOD MINES/LANDFILL SUPERFUND SITE

Parameter	Units	NJGWQS	OB-10	OB-29	RW-12 (130-140)	RW-12 (55-65)
Methylcyclohexane	ug/l		0.71 U	0.71 U	0.71 U	0.71 U
Methylene Chloride	ug/l	3	0.32 U	0.32 U	0.32 U	0.32 U
Styrene	ug/l	100	0.42 U	0.42 U	0.42 U	0.42 U
Tetrachloroethene	ug/l	1	0.25 U	0.25 U	0.25 U	0.25 U
Toluene	ug/l	600	0.38 U	0.38 U	0.38 U	0.6 J
trans-1,2-Dichloroethene	ug/l	100	0.24 U	0.24 U	0.24 U	0.24 U
trans-1,3-Dichloropropene	ug/l		0.22 U	0.22 U	0.22 U	0.22 U
Trichloroethene	ug/l	1	0.31 U	0.31 U	0.31 U	0.31 U
Trichlorofluoromethane	ug/l	2000	0.32 U	0.32 U	0.32 U	0.32 U
Vinyl chloride	ug/l	1	0.17 U	0.17 U	0.17 U	0.17 U
Xylenes, Total	ug/l	1000	0.65 U	0.65 U	0.65 U	0.65 U
SVOCs						
1,4-Dioxane	ug/l	0.4	0.072 U	0.072 U	0.072 U	0.072 U
Metals						
Total Arsenic	ug/l	3	1.2 U	1.2 U	7.9	6.8
Dissolved Arsenic	ug/l	3	1.2 U	1.2 U	8.8	8.3
Total Lead	ug/l	5	0.42 U	0.43 UB	4.2	2.3
Dissolved Lead	ug/l	5	0.42 U	0.42 U	0.98 J	0.42 U

See Table 11 for validation qualifiers.
Result exceeds NJGWQS (NJAC 7:9C August 2018)

Notes:
ug/l = micrograms per liter
NJGWQS = New Jersey Ground Water Quality Standards
SVOCs = Semivolatile Organic Compounds
VOCs = Volatile Organic Compounds
^ = NJGWQS for this compound is an Interim Specific Standard

TABLE 9A
SUMMARY OF DETECTED ANALYTES IN SURFACE WATER
FEBRUARY 2024
RINGWOOD MINES/LANDFULL SUPERFUND SITE

Parameter	Units	NJSWQS	SR-3 POND	SR-3 SEEP 2	SW-MRB-00	SW-MRB-02	SW-NOB-01	SW-NOB-02	SW-PAB-01	SW-PAB-01A	SW-PAB-02	SW-PAB-03	SW-PMB-02	SW-SP-01
VOCs														
Benzene	ug/l	0.15		0.69 J										
Chloroethane	ug/l		1	1.6										
Chloromethane	ug/l						0.42 UB	0.72 UB	0.43 UB	0.53 UB		0.63 UB		0.51 UB
cis-1,2-Dichloroethe	ug/l			0.32 J										
Toluene	ug/l	1300		0.54 J										
SVOCs														
1,4-Dioxane	ug/l		1.4	0.97							0.31	0.44		
Metals														
Total Lead	ug/l	5			0.56 J	0.68 J							0.91 J	

See Table 11 for validation qualifiers.
Result exceeds NJSWQS (NJAC 7:9C August 2018)

Notes:
ug/l = micrograms per liter
NJGWQS = New Jersey Ground Water Quality Standards
SVOCs = Semivolatile Organic Compounds
VOCs = Volatile Organic Compounds

TABLE 9B
SUMMARY OF ANALYTICAL RESULTS IN SURFACE WATER
FEBRUARY 2024
RINGWOOD MINES/LANDFILL SUPERFUND SITE

Parameter	Units	NJSWQS	SR-3 POND	SR-3 SEEP 2	SW-03	SW-04	SW-11	SW-11 DUP	SW-MRB-00	SW-MRB-01	SW-MRB-02	SW-MRB-03	SW-NOB-01	SW-NOB-02	SW-PAB-00	SW-PAB-01	SW-PAB-01A	SW-PAB-02	SW-PAB-03	SW-PAB-04	SW-PMB-01	SW-PMB-02	SW-SP-01
VOCs																							
1,1,1-Trichloroethane	ug/l	120	0.24 U	0.24 U	0.24 U	0.24 U	0.24 U	0.24 U	0.24 U	0.24 U	0.24 U	0.24 U	0.24 U	0.24 U	0.24 U	0.24 U	0.24 U	0.24 U	0.24 U	0.24 U	0.24 U	0.24 U	0.24 U
1,1,2,2-Tetrachloroethane	ug/l	4.7	0.37 U	0.37 U	0.37 U	0.37 U	0.37 U	0.37 U	0.37 U	0.37 U	0.37 U	0.37 U	0.37 U	0.37 U	0.37 U	0.37 U	0.37 U	0.37 U	0.37 U	0.37 U	0.37 U	0.37 U	0.37 U
1,1,2-Trichloro-1,2,2-trifluoroethane	ug/l		0.31 U	0.31 U	0.31 U	0.31 U	0.31 U	0.31 U	0.31 U	0.31 U	0.31 U	0.31 U	0.31 U	0.31 U	0.31 U	0.31 U	0.31 U	0.31 U	0.31 U	0.31 U	0.31 U	0.31 U	0.31 U
1,1,2-Trichloroethane	ug/l	13	0.2 U	0.2 U	0.2 U	0.2 U	0.2 U	0.2 U	0.2 U	0.2 U	0.2 U	0.2 U	0.2 U	0.2 U	0.2 U	0.2 U	0.2 U	0.2 U	0.2 U	0.2 U	0.2 U	0.2 U	0.2 U
1,1-Dichloroethane	ug/l		0.26 U	0.26 U	0.26 U	0.26 U	0.26 U	0.26 U	0.26 U	0.26 U	0.26 U	0.26 U	0.26 U	0.26 U	0.26 U	0.26 U	0.26 U	0.26 U	0.26 U	0.26 U	0.26 U	0.26 U	0.26 U
1,1-Dichloroethene	ug/l	4.7	0.26 U	0.26 U	0.26 U	0.26 U	0.26 U	0.26 U	0.26 U	0.26 U	0.26 U	0.26 U	0.26 U	0.26 U	0.26 U	0.26 U	0.26 U	0.26 U	0.26 U	0.26 U	0.26 U	0.26 U	0.26 U
1,2,3-Trichlorobenzene	ug/l		0.36 U	0.36 U	0.36 U	0.36 U	0.36 U	0.36 U	0.36 U	0.36 U	0.36 U	0.36 U	0.36 U	0.36 U	0.36 U	0.36 U	0.36 U	0.36 U	0.36 U	0.36 U	0.36 U	0.36 U	0.36 U
1,2,3-Trichloropropane	ug/l		0.012 U	0.012 U	0.012 U	0.012 U	0.012 U	0.012 U	0.012 U	0.012 U	0.012 U	0.012 U	0.012 U	0.012 U	0.012 U	0.012 U	0.012 U	0.012 U	0.012 U	0.012 U	0.012 U	0.012 U	0.012 U
1,2,4-Trichlorobenzene	ug/l	21	0.37 U	0.37 U	0.37 U	0.37 U	0.37 U	0.37 U	0.37 U	0.37 U	0.37 U	0.37 U	0.37 U	0.37 U	0.37 U	0.37 U	0.37 U	0.37 U	0.37 U	0.37 U	0.37 U	0.37 U	0.37 U
1,2-Dibromo-3-Chloropropane	ug/l		0.01 U	0.01 U	0.01 U	0.01 U	0.01 U	0.01 U	0.01 U	0.01 U	0.01 U	0.01 U	0.01 U	0.01 U	0.01 U	0.01 U	0.01 U	0.01 U	0.01 U	0.01 U	0.01 U	0.01 U	0.01 U
1,2-Dichlorobenzene	ug/l	2000	0.21 U	0.21 U	0.21 U	0.21 U	0.21 U	0.21 U	0.21 U	0.21 U	0.21 U	0.21 U	0.21 U	0.21 U	0.21 U	0.21 U	0.21 U	0.21 U	0.21 U	0.21 U	0.21 U	0.21 U	0.21 U
1,2-Dichloroethane	ug/l	0.29	0.43 U	0.43 U	0.43 U	0.43 U	0.43 U	0.43 U	0.43 U	0.43 U	0.43 U	0.43 U	0.43 U	0.43 U	0.43 U	0.43 U	0.43 U	0.43 U	0.43 U	0.43 U	0.43 U	0.43 U	0.43 U
1,2-Dichloropropane	ug/l	0.5	0.35 U	0.35 U	0.35 U	0.35 U	0.35 U	0.35 U	0.35 U	0.35 U	0.35 U	0.35 U	0.35 U	0.35 U	0.35 U	0.35 U	0.35 U	0.35 U	0.35 U	0.35 U	0.35 U	0.35 U	0.35 U
1,3-Dichlorobenzene	ug/l	2200	0.34 U	0.34 U	0.34 U	0.34 U	0.34 U	0.34 U	0.34 U	0.34 U	0.34 U	0.34 U	0.34 U	0.34 U	0.34 U	0.34 U	0.34 U	0.34 U	0.34 U	0.34 U	0.34 U	0.34 U	0.34 U
1,4-Dichlorobenzene	ug/l	550	0.33 U	0.33 U	0.33 U	0.33 U	0.33 U	0.33 U	0.33 U	0.33 U	0.33 U	0.33 U	0.33 U	0.33 U	0.33 U	0.33 U	0.33 U	0.33 U	0.33 U	0.33 U	0.33 U	0.33 U	0.33 U
2-Butanone (MEK)	ug/l		1.9 U	1.9 U	1.9 U	1.9 U	1.9 U	1.9 U	1.9 U	1.9 U	1.9 U	1.9 U	1.9 U	1.9 U	1.9 U	1.9 U	1.9 U	1.9 U	1.9 U	1.9 U	1.9 U	1.9 U	1.9 U
2-Hexanone	ug/l		1.1 U	1.1 U	1.1 U	1.1 U	1.1 U	1.1 U	1.1 U	1.1 U	1.1 U	1.1 U	1.1 U	1.1 U	1.1 U	1.1 U	1.1 U	1.1 U	1.1 U	1.1 U	1.1 U	1.1 U	1.1 U
4-Methyl-2-pentanone (MIBK)	ug/l		1.3 U	1.3 U	1.3 U	1.3 U	1.3 U	1.3 U	1.3 U	1.3 U	1.3 U	1.3 U	1.3 U	1.3 U	1.3 U	1.3 U	1.3 U	1.3 U	1.3 U	1.3 U	1.3 U	1.3 U	1.3 U
Acetone	ug/l		4.4 U	4.4 U	4.4 U	4.4 U	4.4 U	4.4 U	4.4 U	4.4 U	4.4 U	4.4 U	4.4 U	4.4 U	4.4 U	4.4 U	4.4 U	4.4 U	4.4 U	4.4 U	4.4 U	4.4 U	4.4 U
Benzene	ug/l	0.15	0.2 U	0.2 U	0.2 U	0.2 U	0.2 U	0.2 U	0.2 U	0.2 U	0.2 U	0.2 U	0.2 U	0.2 U	0.2 U	0.2 U	0.2 U	0.2 U	0.2 U	0.2 U	0.2 U	0.2 U	0.2 U
Bromoform	ug/l	4.3	0.54 U	0.54 U	0.54 U	0.54 U	0.54 U	0.54 U	0.54 U	0.54 U	0.54 U	0.54 U	0.54 U	0.54 U	0.54 U	0.54 U	0.54 U	0.54 U	0.54 U	0.54 U	0.54 U	0.54 U	0.54 U
Bromomethane	ug/l	47	0.55 U	0.55 U	0.55 U	0.55 U	0.55 U	0.55 U	0.55 U	0.55 U	0.55 U	0.55 U	0.55 U	0.55 U	0.55 U	0.55 U	0.55 U	0.55 U	0.55 U	0.55 U	0.55 U	0.55 U	0.55 U
Carbon disulfide	ug/l		0.82 U	0.82 U	0.82 U +	0.82 U	0.82 U +	0.82 U +	0.82 U	0.82 U	0.82 U +	0.82 U +	0.82 U	0.82 U +	0.82 U +	0.82 U	0.82 U +	0.82 U	0.82 U	0.82 U +	0.82 U +	0.82 U +	0.82 U +
Carbon tetrachloride	ug/l	0.33	0.21 U	0.21 U	0.21 U	0.21 U	0.21 U	0.21 U	0.21 U	0.21 U	0.21 U	0.21 U	0.21 U	0.21 U	0.21 U	0.21 U	0.21 U	0.21 U	0.21 U	0.21 U	0.21 U	0.21 U	0.21 U
Chlorobenzene	ug/l	210	0.38 U	0.38 U	0.38 U	0.38 U	0.38 U	0.38 U	0.38 U	0.38 U	0.38 U	0.38 U	0.38 U	0.38 U	0.38 U	0.38 U	0.38 U	0.38 U	0.38 U	0.38 U	0.38 U	0.38 U	0.38 U
Chlorobromomethane	ug/l		0.41 U	0.41 U	0.41 U	0.41 U	0.41 U	0.41 U	0.41 U	0.41 U	0.41 U	0.41 U	0.41 U	0.41 U	0.41 U	0.41 U	0.41 U	0.41 U	0.41 U	0.41 U	0.41 U	0.41 U	0.41 U
Chlorodibromomethane	ug/l	0.4	0.28 U	0.28 U	0.28 U	0.28 U	0.28 U	0.28 U	0.28 U	0.28 U	0.28 U	0.28 U	0.28 U	0.28 U	0.28 U	0.28 U	0.28 U	0.28 U	0.28 U	0.28 U	0.28 U	0.28 U	0.28 U
Chloroethane	ug/l		0.32 U	0.32 U	0.32 U	0.32 U	0.32 U	0.32 U	0.32 U	0.32 U	0.32 U	0.32 U	0.32 U	0.32 U	0.32 U	0.32 U	0.32 U	0.32 U	0.32 U	0.32 U	0.32 U	0.32 U	0.32 U
Chloroform	ug/l	68	0.33 U	0.33 U	0.33 U	0.33 U	0.33 U	0.33 U	0.33 U	0.33 U	0.33 U	0.33 U	0.33 U	0.33 U	0.33 U	0.33 U	0.33 U	0.33 U	0.33 U	0.33 U	0.33 U	0.33 U	0.33 U
Chloromethane	ug/l		0.4 U	0.4 U	0.4 U	0.4 U	0.4 U	0.4 U	0.4 U	0.4 U	0.4 U	0.4 U	0.42 UB	0.72 UB	0.4 U	0.4 U	0.53 UB	0.4 U	0.63 UB	0.4 U	0.4 U	0.4 U	0.51 UB
cis-1,2-Dichloroethene	ug/l		0.22 U	0.22 U	0.22 U	0.22 U	0.22 U	0.22 U	0.22 U	0.22 U	0.22 U	0.22 U	0.22 U	0.22 U	0.22 U	0.22 U	0.22 U	0.22 U	0.22 U	0.22 U	0.22 U	0.22 U	0.22 U
cis-1,3-Dichloropropene	ug/l		0.22 U	0.22 U	0.22 U	0.22 U	0.22 U	0.22 U	0.22 U	0.22 U	0.22 U	0.22 U	0.22 U	0.22 U	0.22 U	0.22 U	0.22 U	0.22 U	0.22 U	0.22 U	0.22 U	0.22 U	0.22 U
Cyclohexane	ug/l		0.32 U	0.32 U	0.32 U	0.32 U	0.32 U	0.32 U	0.32 U	0.32 U	0.32 U	0.32 U	0.32 U	0.32 U	0.32 U	0.32 U	0.32 U	0.32 U	0.32 U	0.32 U	0.32 U	0.32 U	0.32 U
Dichlorobromomethane	ug/l	0.55	0.34 U	0.34 U	0.34 U	0.34 U	0.34 U	0.34 U	0.34 U	0.34 U	0.34 U	0.34 U	0.34 U	0.34 U	0.34 U	0.34 U	0.34 U	0.34 U	0.34 U	0.34 U	0.34 U	0.34 U	0.34 U
Dichlorodifluoromethane	ug/l		0.31 U	0.31 U	0.31 U	0.31 U	0.31 U	0.31 U	0.31 U	0.31 U	0.31 U	0.31 U	0.31 U	0.31 U	0.31 U	0.31 U	0.31 U	0.31 U	0.31 U	0.31 U	0.31 U	0.31 U	0.31 U
Ethylbenzene	ug/l	530	0.3 U	0.3 U	0.3 U	0.3 U	0.3 U	0.3 U	0.3 U	0.3 U	0.3 U	0.3 U	0.3 U	0.3 U	0.3 U	0.3 U	0.3 U	0.3 U	0.3 U	0.3 U	0.3 U	0.3 U	0.3 U
Ethylene Dibromide	ug/l		0.0079 U	0.0079 U	0.0079 U	0.0079 U	0.0079 U	0.0079 U	0.0079 U	0.0079 U	0.0079 U	0.0079 U	0.0079 U	0.0079 U	0.0079 U	0.0079 U	0.0079 U	0.0079 U	0.0079 U	0.0079 U	0.0079 U	0.0079 U	0.0079 U
Isopropylbenzene	ug/l		0.34 U	0.34 U	0.34 U	0.34 U	0.34 U	0.34 U	0.34 U	0.34 U	0.34 U	0.34 U	0.34 U	0.34 U	0.34 U	0.34 U	0.34 U	0.34 U	0.34 U	0.34 U	0.34 U	0.34 U	0.34 U
Methyl acetate	ug/l		0.79 U	0.79 U	0.79 U	0.79 U	0.79 U	0.79 U	0.79 U	0.79 U	0.79 U	0.79 U	0.79 U	0.79 U	0.79 U	0.79 U	0.79 U	0.79 U	0.79 U	0.79 U	0.79 U	0.79 U	0.79 U
Methyl tert-butyl ether	ug/l	70	0.22 U	0.22 U	0.22 U	0.22 U	0.22 U	0.22 U	0.22 U	0.22 U	0.22 U	0.22 U	0.22 U	0.22 U	0.22 U	0.22 U	0.22 U	0.22 U	0.22 U	0.22 U	0.22 U	0.22 U	0.22 U
Methylcyclohexane	ug/l		0.71 U	0.71 U	0.71 U	0.71 U	0.71 U	0.71 U	0.71 U	0.71 U	0.71 U	0.71 U	0.71 U	0.71 U	0.71 U	0.71 U	0.71 U	0.71 U	0.71 U	0.71 U	0.71 U	0.71 U	0.71 U
Methylene Chloride	ug/l	2.5	0.32 U	0.32 U	0.32 U	0.32 U	0.32 U	0.32 U	0.32 U	0.32 U	0.32 U	0.32 U	0.32 U	0.32 U	0.32 U	0.32 U	0.32 U	0.32 U	0.32 U	0.32 U	0.32 U	0.32 U	0.32 U
Styrene	ug/l		0.42 U	0.42 U	0.42 U	0.42 U	0.42 U	0.42 U	0.42 U	0.42 U	0.42 U	0.42 U	0.42 U	0.42 U	0.42 U	0.42 U	0.42 U	0.42 U	0.42 U	0.42 U	0.42 U	0.42 U	0.42 U
Tetrachloroethene	ug/l	0.34	0.25 U	0.25 U	0.25 U	0.25 U	0.25 U	0.25 U	0.25 U	0.25 U	0.25 U	0.25 U	0.25 U	0.25 U	0.25 U	0.25 U	0.25 U	0.25 U	0.25 U	0.25 U	0.25 U	0.25 U	0.25 U
Toluene	ug/l	1300	0.38 U	0.38 U	0.38 U	0.38 U	0.38 U	0.38 U	0.38 U	0.38 U	0.38 U	0.38 U	0.38 U	0.38 U	0.38 U	0.38 U	0.38 U	0.38 U	0.38 U	0.38 U	0.38 U	0.38 U	0.38 U
trans-1,2-Dichloroethene	ug/l	590	0.24 U	0.24 U	0.24 U	0.24 U	0.24 U	0.24 U	0.24 U	0.24 U	0.24 U	0.24 U	0.24 U	0.24 U	0.24 U	0.24 U	0.24 U	0.24 U	0.24 U	0.24 U	0.24 U	0.24 U	0.24 U
trans-1,3-Dichloropropene	ug/l		0.22 U	0.22 U	0.22 U	0.22 U	0.22 U	0.22 U	0.22 U	0.22 U	0.22 U	0.22 U	0.22 U	0.22 U	0.22 U	0.22 U	0.22 U	0.22 U	0.22 U	0.22 U	0.22 U	0.22 U	0.22 U
Trichloroethene	ug/l	1	0.31 U	0.31 U	0.31 U	0.31 U	0.31 U	0.31 U	0.31 U	0.31 U	0.31 U	0.31 U	0.31 U	0.31 U	0.31 U	0.31 U	0.31 U	0.31 U	0.31 U	0.31 U	0.31 U	0.31 U	0.31 U
Trichlorofluoromethane	ug/l		0.32 U	0.32 U	0.32 U	0.32 U	0.32 U	0.32 U	0.32 U	0.32 U	0.32 U	0.32 U	0.32 U	0.32 U	0.32 U	0.32 U	0.32 U	0.32 U	0.32 U	0.32 U	0.32 U	0.32 U	0.32 U
Vinyl chloride	ug/l	0.082	0.17 U	0.17 U	0.17 U	0.17 U	0.17 U	0.17 U	0.17 U	0.17 U	0.17 U	0.17 U	0.17 U	0.17 U	0.17 U	0.17 U	0.17 U	0.17 U	0.17 U	0.17 U	0.17 U	0.17 U	0.17 U
Xylenes, Total	ug/l		0.65 U	0.65 U	0.65 U	0.65 U	0.65 U	0.65 U	0.65 U	0.65 U	0.65 U	0.65 U	0.65 U	0.65 U	0.65 U	0.65 U	0.65 U	0.65 U	0.65 U	0.65 U	0.65 U	0.65 U	0.65 U

TABLE 9B
SUMMARY OF ANALYTICAL RESULTS IN SURFACE WATER
FEBRUARY 2024
RINGWOOD MINES/LANDFILL SUPERFUND SITE

Parameter	Units	NJSWQS	SR-3 POND	SR-3 SEEP 2	SW-03	SW-04	SW-11	SW-11 DUP	SW-MRB-00	SW-MRB-01	SW-MRB-02	SW-MRB-03	SW-NOB-01	SW-NOB-02	SW-PAB-00	SW-PAB-01	SW-PAB-01A	SW-PAB-02	SW-PAB-03	SW-PAB-04	SW-PMB-01	SW-PMB-02	SW-SP-01
1,4-Dioxane	ug/l		1.4	0.97	0.072 U	0.072 U	0.072 U	0.072 U	0.072 U	0.072 U	0.072 U	0.072 U	0.072 U	0.072 U	0.072 U	0.072 U	0.072 U	0.31	0.44	0.072 U	0.072 U	0.072 U	0.072 U
Total Arsenic	ug/l	0.017	0.89 U	1.2 U	1.2 U	1.2 U	1.2 U	1.2 U	1.2 U	1.2 U	1.2 U	1.2 U	1.2 U	1.2 U	1.2 U	1.2 U	1.2 U	1.2 U	1.2 U	1.2 U	1.2 U	1.2 U	1.2 U
Dissolved Arsenic	ug/l	0.017	0.89 U	0.89 U	1.2 U	1.2 U	1.2 U	1.2 U	1.2 U	1.2 U	1.2 U	1.2 U	1.2 U	1.2 U	1.2 U	0.89 U	1.2 U	1.2 U	1.2 U	1.2 U	1.2 U	1.2 U	1.2 U
Total Lead	ug/l	5	0.42 U	0.42 U	0.42 U	0.42 U	0.42 U	0.42 U	0.56 J	0.42 U	0.68 J	0.42 U	0.42 U	0.42 U	0.42 U	0.42 U	0.42 U	0.42 U	0.42 U	0.42 U	0.42 U	0.91 J	0.42 U
Dissolved Lead	ug/l	5	0.42 U	0.42 U	0.42 U	0.42 U	0.42 U	0.42 U	0.42 U	0.42 U	0.42 U	0.42 U	0.42 U	0.42 U	0.42 U	0.42 U	0.42 U	0.42 U	0.42 U	0.42 U	0.42 U	0.42 U	0.42 U

See Table 11 for validation qualifiers.
Result exceeds NJSWQS (NJAC 7:9C August 2018)

Notes:
ug/l = micrograms per liter
NJGWQS = New Jersey Ground Water Quality Standards
SVOCs = Semivolatile Organic Compounds
VOCs = Volatile Organic Compounds

TABLE 10
SUMMARY OF ANALYTICAL RESULTS IN FIELD AND TRIP BLANKS
FEBRUARY 2024
RINGWOOD MINES/LANDFILL SUPERFUND SITE

Parameter	Units	FB-01-022024FB	FB-01-022624FB	FB-02-022224FB	FB-03-022324	TB-01-022324TB	TB-01TB	TB-02-022624TB	TB-02TB	TB-03TB	TB-04TB
VOCs											
1,1,1-Trichloroethane	ug/l	0.24 U	0.24 U	0.24 U	0.24 U	0.24 U	0.24 U	0.24 U	0.24 U	0.24 U	0.24 U
1,1,2,2-Tetrachloroethane	ug/l	0.37 U	0.37 U	0.37 U	0.37 U	0.37 U	0.37 U	0.37 U	0.37 U	0.37 U	0.37 U
1,1,2-Trichloro-1,2,2-trifluoroethane	ug/l	0.31 U	0.31 U	0.31 U	0.31 U	0.31 U	0.31 U	0.31 U	0.31 U	0.31 U	0.31 U
1,1,2-Trichloroethane	ug/l	0.2 U	0.2 U	0.2 U	0.2 U	0.2 U	0.2 U	0.2 U	0.2 U	0.2 U	0.2 U
1,1-Dichloroethane	ug/l	0.26 U	0.26 U	0.26 U	0.26 U	0.26 U	0.26 U	0.26 U	0.26 U	0.26 U	0.26 U
1,1-Dichloroethene	ug/l	0.26 U	0.26 U	0.26 U	0.26 U	0.26 U	0.26 U	0.26 U	0.26 U	0.26 U	0.26 U
1,2,3-Trichlorobenzene	ug/l	0.36 U	0.36 U	0.36 U +	0.36 U +	0.36 U +	0.36 U	0.36 U	0.36 U	0.36 U	0.36 U
1,2,3-Trichloropropane	ug/l	0.012 U	0.012 U	0.012 U	0.012 U	0.012 U	0.012 U	0.012 U	0.012 U	0.012 U	0.012 U
1,2,4-Trichlorobenzene	ug/l	0.37 U	0.37 U	0.37 U	0.37 U	0.37 U	0.37 U	0.37 U	0.37 U	0.37 U	0.37 U
1,2-Dibromo-3-Chloropropane	ug/l	0.01 U	0.01 U	0.01 U	0.01 U	0.01 U	0.01 U	0.01 U	0.38 U	0.01 U	0.01 U
1,2-Dichlorobenzene	ug/l	0.21 U	0.21 U	0.21 U	0.21 U	0.21 U	0.21 U	0.21 U	0.21 U	0.21 U	0.21 U
1,2-Dichloroethane	ug/l	0.43 U	0.43 U	0.43 U	0.43 U	0.43 U	0.43 U	0.43 U	0.43 U	0.43 U	0.43 U
1,2-Dichloropropane	ug/l	0.35 U	0.35 U	0.35 U	0.35 U	0.35 U	0.35 U	0.35 U	0.35 U	0.35 U	0.35 U
1,3-Dichlorobenzene	ug/l	0.34 U	0.34 U	0.34 U	0.34 U	0.34 U	0.34 U	0.34 U	0.34 U	0.34 U	0.34 U
1,4-Dichlorobenzene	ug/l	0.33 U	0.33 U	0.33 U	0.33 U	0.33 U	0.33 U	0.33 U	0.33 U	0.33 U	0.33 U
1,4-Dioxane	ug/l	0.33 U	0.33 U	0.33 U	0.33 U	0.33 U	0.33 U	0.33 U	0.33 U	0.33 U	0.33 U
2-Butanone (MEK)	ug/l	1.9 U	1.9 U	1.9 U	1.9 U	1.9 U	1.9 U	1.9 U	1.9 U	1.9 U	1.9 U
2-Hexanone	ug/l	1.1 U	1.1 U	1.1 U	1.1 U	1.1 U	1.1 U	1.1 U	1.1 U	1.1 U	1.1 U
4-Methyl-2-pentanone (MIBK)	ug/l	1.3 U	1.3 U	1.3 U	1.3 U	1.3 U	1.3 U	1.3 U	1.3 U	1.3 U	1.3 U
Acetone	ug/l	4.4 U	4.4 U	4.4 U	4.4 U	4.4 U	4.4 U	4.4 U	4.4 U	4.4 U	4.4 U
Benzene	ug/l	0.2 U	0.2 U	0.2 U	0.2 U	0.2 U	0.2 U	0.2 U	0.2 U	0.2 U	0.2 U
Bromoform	ug/l	0.54 U	0.54 U	0.54 U	0.54 U	0.54 U	0.55 J	0.54 U	0.54 U	0.54 U	1.9
Bromomethane	ug/l	0.55 U	0.55 U	0.55 U	0.55 U	0.55 U	0.55 U	0.55 U	0.55 U	0.55 U 1	0.55 U
Carbon disulfide	ug/l	0.82 U +	0.82 U	0.82 U	0.82 U	0.82 U	0.82 U +	0.82 U	0.82 U	0.82 U	0.82 U
Carbon tetrachloride	ug/l	0.21 U	0.21 U	0.21 U	0.21 U	0.21 U	0.21 U	0.21 U	0.21 U	0.21 U	0.21 U
Chlorobenzene	ug/l	0.38 U	0.38 U	0.38 U	0.38 U	0.38 U	0.38 U	0.38 U	0.38 U	0.38 U	0.38 U
Chlorobromomethane	ug/l	0.41 U	0.41 U	0.41 U	0.41 U	0.41 U	0.41 U	0.41 U	0.41 U	0.41 U	0.41 U
Chlorodibromomethane	ug/l	0.28 U	0.28 U	0.28 U	0.28 U	0.28 U	0.39 J	0.8 J	0.28 U	0.28 U	2.4
Chloroethane	ug/l	0.32 U	0.32 U	0.32 U	0.32 U	0.32 U	0.32 U	0.32 U	0.32 U	0.32 U	0.32 U
Chloroform	ug/l	0.33 U	0.33 U	0.33 U	0.33 U	0.33 U	0.33 U	0.33 U	0.33 U	0.33 U	0.33 U
Chloromethane	ug/l	0.58 J	0.48 J	0.43 J	0.4 U	0.44 J	0.4 U	0.61 J	0.4 U	0.4 U	0.53 J

TABLE 10
SUMMARY OF ANALYTICAL RESULTS IN FIELD AND TRIP BLANKS
FEBRUARY 2024
RINGWOOD MINES/LANDFILL SUPERFUND SITE

Parameter	Units	FB-01-022024FB	FB-01-022624FB	FB-02-022224FB	FB-03-022324	TB-01-022324TB	TB-01TB	TB-02-022624TB	TB-02TB	TB-03TB	TB-04TB
cis-1,2-Dichloroethene	ug/l	0.22 U	0.22 U	0.22 U	0.22 U	0.22 U	0.22 U	0.22 U	0.22 U	0.22 U	0.22 U
cis-1,3-Dichloropropene	ug/l	0.22 U	0.22 U	0.22 U	0.22 U	0.22 U	0.22 U	0.22 U	0.22 U	0.22 U	0.22 U
Cyclohexane	ug/l	0.32 U	0.32 U	0.32 U	0.32 U	0.32 U	0.32 U	0.32 U	0.32 U	0.32 U	0.32 U
Dichlorobromomethane	ug/l	0.34 U	0.34 U	0.34 U	0.34 U	0.34 U	0.34 U	0.34 U	0.34 U	0.34 U	0.45 J
Dichlorodifluoromethane	ug/l	0.31 U	0.31 U	0.31 U	0.31 U	0.31 U	0.31 U	0.31 U	0.31 U	0.31 U	0.31 U
Ethylbenzene	ug/l	0.3 U	0.3 U	0.3 U	0.3 U	0.3 U	0.3 U	0.3 U	0.3 U	0.3 U	0.3 U
Ethylene Dibromide	ug/l	0.0079 U	0.0079 U	0.0079 U	0.0079 U	0.0079 U	0.0079 U	0.0079 U	0.5 U	0.0079 U	0.0079 U
Isopropylbenzene	ug/l	0.34 U	0.34 U	0.34 U	0.34 U	0.34 U	0.34 U	0.34 U	0.34 U	0.34 U	0.34 U
Methyl acetate	ug/l	0.79 U	0.79 U	0.79 U	0.79 U	0.79 U	0.79 U	0.79 U	0.79 U	0.79 U	0.79 U
Methyl tert-butyl ether	ug/l	0.22 U	0.22 U	0.22 U	0.22 U	0.22 U	0.22 U	0.22 U	0.22 U	0.22 U	0.22 U
Methylcyclohexane	ug/l	0.71 U	0.71 U	0.71 U	0.71 U	0.71 U	0.71 U	0.71 U	0.71 U	0.71 U	0.71 U
Methylene Chloride	ug/l	0.32 U	0.32 U	0.32 U	0.32 U	0.32 U	0.32 U	0.32 U	0.34 J	0.32 U	0.32 U
Styrene	ug/l	0.42 U	0.42 U	0.42 U	0.42 U	0.42 U	0.42 U	0.42 U	0.42 U	0.42 U	0.42 U
Tetrachloroethene	ug/l	0.25 U	0.25 U	0.25 U	0.25 U	0.25 U	0.25 U	0.25 U	0.25 U	0.25 U	0.25 U
Toluene	ug/l	0.38 U	0.38 U	0.38 U	0.38 U	0.38 U	0.38 U	0.38 U	0.38 U	0.38 U	0.38 U
trans-1,2-Dichloroethene	ug/l	0.24 U	0.24 U	0.24 U	0.24 U	0.24 U	0.24 U	0.24 U	0.24 U	0.24 U	0.24 U
trans-1,3-Dichloropropene	ug/l	0.22 U	0.22 U	0.22 U	0.22 U	0.22 U	0.22 U	0.22 U	0.22 U	0.22 U	0.22 U
Trichloroethene	ug/l	0.31 U	0.31 U	0.31 U	0.31 U	0.31 U	0.31 U	0.31 U	0.31 U	0.31 U	0.31 U
Trichlorofluoromethane	ug/l	0.32 U	0.32 U	0.32 U	0.32 U	0.32 U	0.32 U	0.32 U	0.32 U	0.32 U	0.32 U
Vinyl chloride	ug/l	0.17 U	0.17 U	0.17 U	0.17 U	0.17 U	0.17 U	0.17 UJ	0.17 U +	0.17 U	0.17 U
Xylenes, Total	ug/l	0.65 U	0.65 U	0.65 U	0.65 U	0.65 U	0.65 U	0.65 U	0.65 U	0.65 U	0.65 U
SVOCs											
1,4-Dioxane	ug/l	0.072 U	0.072 U	0.072 U	0.072 U						
Metals											
Arsenic	ug/l	1.2 U	1.2 U	1.2 U	1.2 U						
Lead	ug/l	0.42 U	0.42 U	0.46 J	0.42 U						

See Table 11 for validation qualifiers.

Notes:
ug/l = micrograms per liter
SVOCs = Semivolatile Organic Compounds
VOCs = Volatile Organic Compounds

TABLE 11

CADENA Valid Qualifiers

Valid Qualifiers	Description
<	Less than the reported concentration.
>	Greater than the reported concentration.
B	The analyte / compound was detected in the associated blank. For Organic methods the sample concentration was greater than the RDL and less than 5x (or 10x for common lab contaminates) the blank concentration and is considered non-detect at the reported concentration. For Inorganic methods the sample concentration was greater than the RDL and less than 10x the blank concentration and is considered non-detect at the reported concentration.
E	The analyte / Compound reported exceeds the calibration range and is considered estimated.
EMPC	Estimated Minimum Potential Contamination - Dioxin/Furan analyses only.
J	Indicates an estimated value. This flag is used either when estimating a concentration for a tentatively identified compound or when the data indicates the presence of an analyte / compound but the result is less than the sample Quantitation limit, but greater than zero. The flag is also used in data validation to indicate a reported value should be considered estimated due to associated quality assurance deficiencies.
J-	The result is an estimated quantity, but the result may be biased low.
JB	NON-DETECT AT THE CONCENTRATION REPORTED AND ESTIMATED
JH	The sample result is considered estimated and is potentially biased high.
JL	The sample result is considered estimated and is potentially biased low.
JUB	NON-DETECT AT THE REPORTING LIMIT AND ESTIMATED
NJ	Tentatively identified compound with approximated concentration.
R	Indicates the value is considered to be unusable. (Note: The analyte / compound may or may not be present.)
TNTC	Too Numerous to Count - Asbestos and Microbiological Results.
U	Indicates that the analyte / compound was analyzed for, but not detected.
UB	The analyte / compound was detected in the associated blank. For Organic methods the sample concentration was less than the RDL and less than 5x (or 10x for common lab contaminates) the blank concentration and is considered non-detect at the RDL. For Inorganic methods the sample concentration was less than the RDL and less than 10x the blank concentration and is considered non-detect at the RDL.
UJ	The analyte / compound was not detected above the reported sample Quantitation limit. However, the Quantitation limit is considered to be approximate due to associated quality assurance results and may or may not represent the actual limit of Quantitation to accurately and precisely report the analyte in the sample.

TABLE 12
SUMMARY OF BENZENE, CHLOROETHANE, 1,4-DIOXANE, ARSENIC AND LEAD
FEBRUARY 2024
RINGWOOD MINES/LANDFILL SUPERFUND SITE

Sampling Location	Sample Date	Benzene	Chloroethane	1,4-Dioxane	Total Arsenic	Dissolved Arsenic	Total Lead	Dissolved Lead
Groundwater		ug/l	ug/l	ug/l	ug/l	ug/l	ug/l	ug/l
NJGWQS		1	5^	0.4	3	3	5	5
OB-3	2/22/2024	< 0.2	< 0.32	< 0.072	< 1.2	< 1.2	< 0.42	< 0.42
OB-10	2/22/2024	< 0.2	< 0.32	< 0.072	< 1.2	< 1.2	< 0.42	< 0.42
OB-11R	2/26/2024	0.57 J	36	4.2	25.7	< 1.2	0.46 J	< 0.42
OB-14A	2/21/2024	< 0.2	< 0.32	< 0.072	< 1.2	< 1.2	1.2	< 0.42
OB-16	2/21/2024	< 0.2	< 0.32	< 0.072	8.7	< 1.2	< 0.42	< 0.42
OB-17	2/21/2024	< 0.2	< 0.32	9	< 1.2	< 1.2	< 0.42	< 0.42
OB-19	2/22/2024	0.25 J	0.74 J	0.51	1.4 J	< 1.2	0.44 UB	< 0.42
OB-19 DUP	2/22/2024	0.28 J	1.2	0.53	1.3 J	< 1.2	< 0.42	< 0.42
OB-20B	2/22/2024	< 0.2	< 0.32	< 0.072	1.2 J	< 1.2	0.93 UB	< 0.42
OB-24	2/21/2024	< 0.2	< 0.32	< 0.072	< 1.2	< 1.2	< 0.42	< 0.42
OB-27	2/26/2024	< 0.2	64	4.2	25.8	< 1.2	0.6 J	< 0.42
OB-29	2/22/2024	< 0.2	< 0.32	< 0.072	< 1.2	< 1.2	0.43 UB	< 0.42
OB-31	2/22/2024	< 0.2	3.8	0.83	22.2	< 1.2	< 0.42	< 0.42
OB-32	2/22/2024	< 0.2	< 0.32	< 0.072	15.4	1.3 J	< 0.42	< 0.42
RW-2 (279-289)	2/21/2024	0.25 J	< 0.32	6.1	3.9	7.5	0.58 J	< 0.42
RW-2 (452-462)	2/21/2024	< 0.2	< 0.32	0.75	6.2	5	< 0.42	< 0.42
RW-3 (77-87)	2/22/2024	< 0.2	< 0.32	6.3	< 1.2	< 1.2	0.83 J	< 0.42
RW-3DS (155-160)	2/22/2024	< 0.2	< 0.32	7.4	14.8	13.9	0.64 J	< 0.42
RW-3DD (175-180)	2/22/2024	< 0.2	< 0.32	7.4	7.4	7.7	1 J	< 0.42
RW-5 (99-119)	2/22/2024	< 0.2	< 0.32	0.57	7.4	6	4.7	< 0.42
RW-6	2/21/2024	< 0.2	1.4	0.56	1.3 J	< 1.2	0.87 J	< 0.42
RW-6A	2/21/2024	0.38 J	0.39 J	1.8	< 1.2	< 1.2	0.69 J	< 0.42
RW-8 (163-173)	2/21/2024	0.57 J	< 0.32	< 0.072	1.2 J	< 1.2	< 0.42	< 0.42
RW-8 (204-214)	2/21/2024	2	< 0.32	< 0.072	< 1.2	1.3 J	< 0.42	< 0.42
RW-9 (139-149)	2/21/2024	< 0.2	< 0.32	< 0.072	< 1.2	< 1.2	0.57 J	< 0.42
RW-9 (206-216)	2/21/2024	< 0.2	< 0.32	< 0.072	1.5 J	1.5 J	< 0.42	< 0.42
RW-10 (120-130)	2/21/2024	< 0.2	< 0.32	< 0.072	7.3	6.9	1.3	< 0.42
RW-10 (185-195)	2/21/2024	< 0.2	< 0.32	< 0.072	5.1	5.3	< 0.42	< 0.42
RW-11S (236-241)	2/22/2024	< 0.2	< 0.32	1.6	< 1.2	< 1.2	0.49 J	< 0.42
RW-11D (262-267)	2/22/2024	17	6.7	48	1.2 J	< 1.2	0.65 J	< 0.42
RW-12 (55-65)	2/22/2024	< 0.2	< 0.32	< 0.072	6.8	8.3	2.3	< 0.42
RW-12 (130-140)	2/22/2024	< 0.2	< 0.32	< 0.072	7.9	8.8	4.2	0.98 J
RW-14S (135-155)	2/23/2024	< 0.2	< 0.32	< 0.072	< 1.2	< 1.2	0.51 J	< 0.42
RW-14D (175-185)	2/23/2024	< 0.2	< 0.32	< 0.072	2.3	1.6 J	< 0.42	< 0.42
RW-15S (110-120)	2/23/2024	< 0.2	< 0.32	0.55	2.8	3.1	< 0.42	< 0.42
RW-15S DUP	2/23/2024	< 0.2	< 0.32	0.51	2.2	3.5	< 0.42	< 0.42
RW-15D (127-137)	2/23/2024	< 0.2	< 0.32	0.31	9.7	9.2	0.61 J	< 0.42
RW-16	2/21/2024	< 0.2	< 0.32	< 0.072	< 1.2	< 1.2	< 0.42	< 0.42

TABLE 12
SUMMARY OF BENZENE, CHLOROETHANE, 1,4-DIOXANE, ARSENIC AND LEAD
FEBRUARY 2024
RINGWOOD MINES/LANDFILL SUPERFUND SITE

Sampling Location	Sample Date	Benzene	Chloroethane	1,4-Dioxane	Total Arsenic	Dissolved Arsenic	Total Lead	Dissolved Lead
Surface Water		ug/l	ug/l	ug/l	ug/l	ug/l	ug/l	ug/l
NJSWQS		0.15			0.017	0.017	5	5
SR-3 POND	2/20/2024	< 0.2	1	1.4	< 1.2	< 1.2	< 0.42	< 0.42
SR-3 SEEP 2	2/20/2024	0.69 J	1.6	0.97	< 1.2	< 1.2	< 0.42	< 0.42
SW-03	2/20/2024	< 0.2	< 0.32	< 0.072	< 1.2	< 1.2	< 0.42	< 0.42
SW-04	2/20/2024	< 0.2	< 0.32	< 0.072	< 1.2	< 1.2	< 0.42	< 0.42
SW-11	2/20/2024	< 0.2	< 0.32	< 0.072	< 1.2	< 1.2	< 0.42	< 0.42
SW-11 DUP	2/20/2024	< 0.2	< 0.32	< 0.072	< 1.2	< 1.2	< 0.42	< 0.42
SW-MRB-00	2/20/2024	< 0.2	< 0.32	< 0.072	< 1.2	< 1.2	0.56 J	< 0.42
SW-MRB-01	2/20/2024	< 0.2	< 0.32	< 0.072	< 1.2	< 1.2	< 0.42	< 0.42
SW-MRB-02	2/20/2024	< 0.2	< 0.32	< 0.072	< 1.2	< 1.2	0.68 J	< 0.42
SW-MRB-03	2/20/2024	< 0.2	< 0.32	< 0.072	< 1.2	< 1.2	< 0.42	< 0.42
SW-NOB-01	2/20/2024	< 0.2	< 0.32	< 0.072	< 1.2	< 1.2	< 0.42	< 0.42
SW-NOB-02	2/20/2024	< 0.2	< 0.32	< 0.072	< 1.2	< 1.2	< 0.42	< 0.42
SW-PAB-00	2/20/2024	< 0.2	< 0.32	< 0.072	< 1.2	< 1.2	< 0.42	< 0.42
SW-PAB-01	2/20/2024	< 0.2	< 0.32	< 0.072	< 1.2	< 1.2	< 0.42	< 0.42
SW-PAB-01A	2/20/2024	< 0.2	< 0.32	< 0.072	< 1.2	< 1.2	< 0.42	< 0.42
SW-PAB-02	2/20/2024	< 0.2	< 0.32	0.31	< 1.2	< 1.2	< 0.42	< 0.42
SW-PAB-03	2/20/2024	< 0.2	< 0.32	0.44	< 1.2	< 1.2	< 0.42	< 0.42
SW-PAB-04	2/20/2024	< 0.2	< 0.32	< 0.072	< 1.2	< 1.2	< 0.42	< 0.42
SW-PMB-01	2/20/2024	< 0.2	< 0.32	< 0.072	< 1.2	< 1.2	< 0.42	< 0.42
SW-PMB-02	2/20/2024	< 0.2	< 0.32	< 0.072	< 1.2	< 1.2	0.91 J	< 0.42
SW-SP-01	2/20/2024	< 0.2	< 0.32	< 0.072	< 1.2	< 1.2	< 0.42	< 0.42

See Table 11 for validation qualifiers.
Result exceeds NJGWQS (NJAC 7:9C August 2018) or NJSWQS
Notes:
ug/l = micrograms per liter
NJGWQS = New Jersey Ground Water Quality Standards
< = not detected - value is method detection limit
^ = NJGWQS for this compound is an Interim Specific Standard
NJSWQS = New Jersey Surface Water Quality Standards

TABLE 13A
SUMMARY OF HISTORICAL GROUNDWATER RESULTS FOR BENZENE, CHLOROETHANE, 1,4-DIOXANE, ARSENIC AND LEAD
RINGWOOD MINES/LANDFILL SUPERFUND SITE
(all values ug/L)

Well ID	Sample Date	Benzene	Chloro ethane	1,4-Dioxane	Total Arsenic	Dissolved Arsenic	Total Lead	Dissolved Lead
NJGWQS		1	5^	0.4	3	3	5	5
OB-03	10/13/2004	< 0.5	< 1		< 5	< 5	< 3	< 3
OB-03	9/28/2006	< 0.21	< 0.56		< 1.5	< 1.5	< 2.6	< 2.6
OB-03	4/3/2007	< 0.21	< 0.56		< 1.5	< 1.5	< 2.8	< 2.8
OB-03	10/8/2007	< 0.19	< 0.67		< 1.1	< 1.1	< 0.94	< 0.94
OB-03	4/28/2008	< 0.26	< 0.22		< 1.7	< 1.7	< 1.4	< 1.4
OB-03	9/9/2008	< 0.26	< 0.22		< 1.7	< 1.7	< 1.4	< 1.4
OB-03	6/30/2009	< 0.23	< 0.37		< 2.4	< 2.4	< 1.7	< 1.7
OB-03	10/20/2009	< 0.23	< 0.37		< 2.4	< 2.4	< 1.7	< 1.7
OB-03	5/25/2010	< 0.23	< 0.37		< 1.4	< 1.4	< 1.9	< 1.9
OB-03	5/17/2011	< 0.26	< 0.25		< 0.92	< 0.92	< 0.94	< 0.94
OB-03	4/23/2012	< 0.22	< 0.37		< 0.97	< 0.97	< 1.7	< 1.7
OB-03	11/15/2013	< 0.28	< 0.39		< 1.5	< 1.5	< 2.4	< 2.4
OB-03	9/8/2014	< 0.21	< 0.56		< 2.6	< 2.6	< 1.3	< 1.3
OB-03	8/10/2015	< 0.2	< 0.36	< 0.27	< 0.5	< 0.5	< 0.2	< 0.2
OB-03	8/16/2016	< 0.09	< 0.37	< 0.0735	< 0.71	< 0.71	< 0.44	< 0.44
OB-03	8/21/2017	< 0.09	< 0.37	< 0.0781	< 0.64	< 0.64	< 0.38	< 0.38
OB-03 DUP	8/21/2017	< 0.09	< 0.37	< 0.0833	< 0.64	< 0.64	< 0.38	< 0.38
OB-03	8/22/2018	< 0.43	< 0.32	< 0.017	< 0.77	< 0.77	< 0.37	< 0.37
OB-03	11/10/2020	< 0.2	< 0.32	< 0.016	< 0.89	< 0.89	0.13 UB	< 0.11
OB-3	8/19/2021	< 0.2	< 0.32	< 0.016	< 0.89	< 0.89	< 0.84	< 0.84
OB-3	2/10/2022	< 0.2	< 0.32	< 0.072	< 0.89	< 0.89	< 0.84	< 0.84
OB-3	8/4/2022	< 0.2	< 0.32	< 0.072	< 0.89	< 0.89	< 0.84	< 0.84
OB-3	2/21/2023	< 0.2	< 0.32	< 0.072	< 0.89	< 0.89	< 0.84	< 0.84
OB-3 DUP	2/21/2023	< 0.2	< 0.32	< 0.072	< 0.89	< 0.89	< 0.84	< 0.84
OB-3	8/9/2023	< 0.2	< 0.32	< 0.072	< 1.2	< 1.2	< 0.42	< 0.42
OB-3	2/22/2024	< 0.2	< 0.32	< 0.072	< 1.2	< 1.2	< 0.42	< 0.42
OB-10	10/14/2004	< 0.5	< 1		< 5	< 5	< 3	< 3
OB-10	10/2/2006	< 0.21	< 0.56		< 1.5	< 1.5	< 2.6	< 2.6
OB-10	4/2/2007	< 0.21	< 0.56		< 1.5	< 1.5	< 2.8	< 2.8
OB-10	10/12/2007	< 0.19	< 0.67		< 1.1	< 1.1	< 0.94	< 0.94
OB-10	4/29/2008	< 0.26	< 0.22		< 1.7	< 1.7	< 1.4	< 1.4
OB-10	9/10/2008	< 0.26	< 0.22		< 1.7	< 1.7	< 1.4	< 1.4
OB-10	7/1/2009	< 0.23	< 0.37		< 2.4	< 2.4	< 1.7	< 1.7
OB-10	10/21/2009	< 0.23	< 0.37		< 2.4	< 2.4	< 1.7	< 1.7
OB-10	5/26/2010	< 0.23	< 0.37		< 1.4	< 1.4	< 1.9	< 1.9
OB-10	5/17/2011	< 0.26	< 0.25		< 0.92	< 0.92	< 0.94	< 0.94
OB-10	4/20/2012	< 0.22	< 0.37		< 0.97	< 0.97	< 1.7	< 1.7
OB-10	11/14/2013	< 0.28	< 0.39		< 1.5	< 1.5	< 2.4	< 2.4
OB-10	9/9/2014	< 0.21	< 0.56		< 2.6	< 2.6	< 1.3	< 1.3
OB-10	8/14/2015	< 0.2	< 0.36	< 0.27	1.3 J B	< 0.5	< 0.2	< 0.2
OB-10	8/16/2016	< 0.09	< 0.37	0.172	< 0.71	< 0.71	< 0.44	< 0.44
OB-10	8/18/2017	< 0.09	< 0.37	0.155	< 0.64	< 0.64	< 0.38	< 0.38
OB-10	8/22/2018	< 0.43	< 0.32	< 0.016	< 0.77	< 0.77	< 0.37	< 0.37
OB-10	11/11/2020	< 0.2	< 0.32	< 0.016	2.2	< 0.89	1 UB	< 0.11
OB-10	8/18/2021	< 0.2	< 0.32	< 0.016	< 0.89	< 0.89	< 0.84	< 0.84

TABLE 13A
SUMMARY OF HISTORICAL GROUNDWATER RESULTS FOR BENZENE, CHLOROETHANE, 1,4-DIOXANE, ARSENIC AND LEAD
RINGWOOD MINES/LANDFILL SUPERFUND SITE
(all values ug/L)

Well ID	Sample Date	Benzene	Chloro ethane	1,4-Dioxane	Total Arsenic	Dissolved Arsenic	Total Lead	Dissolved Lead
NJGWQS		1	5^	0.4	3	3	5	5
OB-10	2/10/2022	< 0.2	< 0.32	0.092 J	< 0.89	< 0.89	< 0.84	< 0.84
OB-10	8/4/2022	< 0.2	< 0.32	< 0.072	< 0.89	< 0.89	< 0.84	< 0.84
OB-10	2/22/2023	< 0.2	< 0.32	< 0.072	< 0.89	< 0.89	< 0.84	< 0.84
OB-10	8/9/2023	< 0.2	< 0.32	< 0.072	< 1.2	< 1.2	< 0.42	< 0.42
OB-10	2/22/2024	< 0.2	< 0.32	< 0.072	< 1.2	< 1.2	< 0.42	< 0.42
OB-11R	6/11/2010	5.2	39.1		24.9	3.8	< 1.9	< 1.9
OB-11R	5/18/2011	3.7	20.2		23.9	19.5	7.4	2.4 B
OB-11R	4/26/2012	3.7	37.9 J		21	7.5 J	4.5	3.7 J
OB-11R	11/8/2013	4.7	30.2		25.3	7.3	< 2.4	< 2.4
OB-11R	9/11/2014	3.5	21.2		31.2	6.1	< 1.3	< 1.3
OB-11R	3/20/2015	3.2	24.3					
OB-11R	4/21/2015	2.9	21.2					
OB-11R	6/1/2015	2.9	22					
OB-11R	8/6/2015	2.9	23	4.3 J	25 B	0.89 J B	< 0.2	< 0.2
OB-11R	12/15/2015	3.1	30	1.3				
OB-11R	5/25/2016	2.5	20	1.8				
OB-11R	8/17/2016	3.2	24	5.97	23.8	< 0.71	< 0.44	< 0.44
OB-11R	2/3/2017	2.2	17	3.57	24.4	< 0.64	< 0.38	< 0.38
OB-11R	8/17/2017	2.5	17	6.11	27.3	< 0.64	0.4 J	< 0.38
OB-11R	8/22/2018	2	27	3.7	25.8	< 0.77	< 0.37	< 0.37
OB-11R	11/10/2020	0.88 J	22	3.1	27.9	< 0.89	0.44 UB	< 0.11
OB-11R	3/9/2021	0.71 J	19	1.8	33.9	< 0.89	< 0.84	< 0.84
OB-11R	8/19/2021	0.74 J	24	2.5	27.3	< 0.89	< 0.84	< 0.84
OB-11R	11/16/2021	0.77 J	23	4.3	29.4	< 0.89	< 0.84	< 0.84
OB-11R	2/9/2022	0.65 J	23	3.8	22.5	< 0.89	< 0.84	< 0.84
OB-11R	5/17/2022	0.52 J	25	5.7	21.8	< 0.89	< 0.84	< 0.84
OB-11R	8/3/2022	0.48 J	38	3.6	27.8	< 0.89	< 0.84	< 0.84
OB-11R	11/17/2022	0.43 J	27	2.4	32.2	< 0.89	< 0.84	< 0.84
OB-11R	2/21/2023	0.55 J	24	3.5	27.2	< 0.89	< 0.84	< 0.84
OB-11R	8/10/2023	0.36 J	40	4.2	29.1	< 1.2	< 0.42	< 0.42
OB-11R DUP	8/10/2023	0.4 J	35	3.8	28.3	< 1.2	< 0.42	< 0.42
OB-11R	2/26/2024	0.57 J	36	4.2	25.7	< 1.2	0.46 J	< 0.42
OB-14A	10/12/2004	< 0.5	< 1		16.7	19.6	< 3	< 3
OB-14A	9/27/2006	< 0.21	< 0.56		4.5 J	5.5 J	< 2.6	< 2.6
OB-14A	4/9/2007	< 0.21	< 0.56		2.4	< 1.5	3.3	2.9 B
OB-14A	10/11/2007	< 0.19	< 0.67		23.1	5.6	1.4 B	< 0.94
OB-14A	4/30/2008	< 0.26	< 0.22		14.4	3.8	4	2.7 B
OB-14A	9/11/2008	< 0.26	< 0.22		2.3 BJ	< 1.7	< 1.4	< 1.4
OB-14A	7/6/2009	< 0.23	< 0.37		< 3	< 3	< 1.7	< 1.7
OB-14A	10/23/2009	< 0.23	< 0.37		< 2.4	< 2.4	< 1.7	< 1.7
OB-14A	5/28/2010	< 0.23	< 0.37		1.8 B	< 1.4	< 1.9	< 1.9
OB-14A	5/19/2011	< 0.26	< 0.25		< 0.92	< 0.92	3.8 J	< 3
OB-14A	4/18/2012	< 0.22	< 0.37		< 0.97	< 0.97	< 1.7	< 1.7
OB-14A	11/6/2013	< 0.28	< 0.39		2.8 B	< 1.5	< 3.6	< 2.4
OB-14A	9/3/2014	< 0.21	< 0.56		< 2.6	< 2.6	< 1.3	< 1.3

TABLE 13A
SUMMARY OF HISTORICAL GROUNDWATER RESULTS FOR BENZENE, CHLOROETHANE, 1,4-DIOXANE, ARSENIC AND LEAD
RINGWOOD MINES/LANDFILL SUPERFUND SITE
(all values ug/L)

Well ID	Sample Date	Benzene	Chloro ethane	1,4-Dioxane	Total Arsenic	Dissolved Arsenic	Total Lead	Dissolved Lead
NJGWQS		1	5^	0.4	3	3	5	5
OB-14A	9/11/2014	< 0.21	< 0.56		5.2	3.5	< 1.3	< 1.3
OB-14A	8/13/2015	< 0.2	< 0.36	< 0.27	9.2	1.2 J	0.86 J	< 0.2
OB-14A	5/23/2016	< 0.09	< 0.37	< 0.16				
OB-14A	8/16/2016	< 0.09	< 0.37	< 0.0833	1 J	< 0.71	0.56 J	< 0.44
OB-14A	8/23/2017	< 0.09	< 0.37	< 0.0781	3.5	< 0.64	< 0.38	< 0.38
OB-14A	8/24/2017	< 0.09	< 0.37	< 0.0781	3.5	< 0.64	< 0.38	< 0.38
OB-14A DUP	8/24/2017	< 0.09	< 0.37	< 0.0781	3	< 0.64	0.9 J	< 0.38
OB-14A	8/21/2018	< 0.43	< 0.32	< 0.016	< 0.77	< 0.77	3.1	< 0.37
OB-14A	11/10/2020	< 0.2	< 0.32	< 0.016	< 0.89	< 0.89	4.1 B	< 0.11
OB-14A	3/8/2021	< 0.2	< 0.32	0.045 J	< 0.89	< 0.89	3.9	< 0.84
OB-14A	8/20/2021	< 0.2	< 0.32	< 0.016	< 0.89	< 0.89	3.4	< 0.84
OB-14A	11/15/2021	< 0.2	< 0.32	< 0.016	< 0.89	< 0.89	1.4	< 0.84
OB-14A	2/11/2022	< 0.2	< 0.32	< 0.072	< 0.89	< 0.89	4.4	< 0.84
OB-14A	5/18/2022	< 0.2	< 0.32	< 0.072	6.6	< 0.89	< 0.84	< 0.84
OB-14A	8/3/2022	< 0.2	< 0.32	< 0.072	2.7	< 0.89	1.2	< 0.84
OB-14A DUP	8/3/2022	< 0.2	< 0.32	< 0.072	3.7	< 0.89	1.3	< 0.84
OB-14A	11/16/2022	< 0.2	< 0.32	0.094 J	14.2	1 J	1.6	< 0.84
OB-14A	2/20/2023	< 0.2	< 0.32	< 0.072	< 0.89	< 0.89	2.6	< 0.84
OB-14A	8/10/2023	< 0.2	< 0.32	< 0.072	8.4	< 1.2	< 0.42	< 0.42
OB-14A	2/21/2024	< 0.2	< 0.32	< 0.072	< 1.2	< 1.2	1.2	< 0.42
OB-16	10/12/2004	< 0.5	< 1		7.6	6.3	< 3	< 3
OB-16	9/27/2006	< 0.21	< 0.56		6.2	4.2	< 2.6	< 2.6
OB-16	4/10/2007	< 0.21	< 0.56		4.4	3.3	< 2.8	< 2.8
OB-16	10/10/2007	< 0.19	< 0.67		8.8	3.6	< 0.94	< 0.94
OB-16	5/1/2008	< 0.26	< 0.22		4.6	< 1.7	3.7	1.6 B
OB-16	9/11/2008	< 0.26	< 0.22		7.4	2.6 BJ	< 1.4	< 1.4
OB-16	7/8/2009	< 0.23	< 0.37		5.1	< 2.4	< 1.7	< 1.7
OB-16	10/23/2009				6.1	< 2.4	< 1.7	< 1.7
OB-16	10/29/2009	< 0.23	< 0.37					
OB-16	5/27/2010	< 0.23	< 0.37		7.8	< 1.4	< 1.9	< 1.9
OB-16	5/19/2011	< 0.26	< 0.25		9.1	6	< 3	< 3
OB-16	4/17/2012	< 0.22	< 0.37		6.9 J	< 3	< 1.7	1.8 B
OB-16	11/6/2013	< 0.28	< 0.39		9.9	6.4	< 2.4	< 2.4
OB-16	9/10/2014	< 0.21	< 0.56		4.7	0.8 J	1.3 B	1.8 B
OB-16	8/13/2015	< 0.2	< 0.36	< 0.27	12	2.3	< 0.2	< 0.2
OB-16	5/23/2016	< 0.09	< 0.37	< 0.15				
OB-16	8/16/2016	< 0.09	< 0.37	< 0.0781	7.9	< 0.71	< 0.44	< 0.44
OB-16	2/3/2017	< 0.09	< 0.37	< 0.0735	6.9	0.7 J	< 0.38	< 0.38
OB-16	8/24/2017	< 0.09	< 0.37	< 0.0735	9.3	1.2 J	< 0.38	< 0.38
OB-16	8/21/2018	< 0.43	< 0.32	< 0.016	8.9	2.1	< 0.37	< 0.37
OB-16	11/10/2020	< 0.2	< 0.32	< 0.016	26.4	1.3 J	< 0.11	< 0.11
OB-16	3/8/2021	< 0.2	< 0.32	< 0.016	< 0.89	< 0.89	< 0.84	< 0.84
OB-16	8/20/2021	< 0.2	< 0.32	< 0.016	10.1	2.3	< 0.84	< 0.84
OB-16	11/15/2021	< 0.2	< 0.32	< 0.016	10.2	< 0.89	< 0.84	< 0.84
OB-16	2/10/2022	< 0.2	< 0.32	0.096 J	90.6	< 0.89	1.6	< 0.84

TABLE 13A
SUMMARY OF HISTORICAL GROUNDWATER RESULTS FOR BENZENE, CHLOROETHANE, 1,4-DIOXANE, ARSENIC AND LEAD
RINGWOOD MINES/LANDFILL SUPERFUND SITE
(all values ug/L)

Well ID	Sample Date	Benzene	Chloro ethane	1,4-Dioxane	Total Arsenic	Dissolved Arsenic	Total Lead	Dissolved Lead
NJGWQS		1	5^	0.4	3	3	5	5
OB-16	5/18/2022	< 0.2	< 0.32	< 0.072	12.8	< 0.89	< 0.84	< 0.84
OB-16	8/3/2022	< 0.2	< 0.32	< 0.072	17.5	1.1 J	< 0.84	< 0.84
OB-16	11/16/2022	< 0.2	< 0.32	< 0.072	18.4	1.9 J	< 0.84	< 0.84
OB-16	2/20/2023	< 0.2	< 0.32	8.8	11.6	1.1 J	< 0.84	< 0.84
OB-16	8/10/2023	< 0.2	< 0.32	< 0.072	12.4	< 1.2	< 0.42	< 0.42
OB-16	2/21/2024	< 0.2	< 0.32	< 0.072	8.7	< 1.2	< 0.42	< 0.42
OB-17	10/11/2004	< 0.5	< 1		< 5	< 5	< 3	< 3
OB-17	9/27/2006	< 0.21	< 0.56		< 1.5	< 1.5	< 2.6	< 2.6
OB-17	4/10/2007	< 0.21	< 0.56		< 1.5	< 1.5	3.5	< 2.8
OB-17	10/10/2007	< 0.19	< 0.67		2.5 B	< 1.1	1.7 B	< 0.94
OB-17	5/1/2008	< 0.26	< 0.22		< 1.7	< 1.7	2.3 B	2.4 B
OB-17	9/11/2008	< 0.26	< 0.22		< 1.7	< 1.7	< 1.4	< 1.4
OB-17	7/8/2009	< 0.23	< 0.37		< 2.4	< 2.4	< 1.7	< 1.7
OB-17	10/23/2009	< 0.23	< 0.37		< 2.4	< 2.4	< 1.7	< 1.7
OB-17	5/27/2010	< 0.23	< 0.37		1.9 B	< 1.4	< 1.9	< 1.9
OB-17	5/19/2011	< 0.26	< 0.25		< 0.92	< 0.92	< 3	< 3
OB-17	4/17/2012	< 0.22	< 0.37		< 0.97	< 0.97	< 1.7	< 1.7
OB-17	11/6/2013	< 0.28	< 0.39		1.9 B	< 1.5	< 2.4	< 2.4
OB-17	9/3/2014	< 0.21	< 0.56		3.5	< 2.6	< 1.3	< 1.3
OB-17	8/13/2015	< 0.2	< 0.36	17	5 B	0.58 J	0.36 J	< 0.2
OB-17	5/24/2016	< 0.09	< 0.37	2.9				
OB-17	8/16/2016	< 0.09	< 0.37	17.5	< 0.71	< 0.71	< 0.44	< 0.44
OB-17	2/2/2017	< 0.09	< 0.37	16	< 0.64	< 0.64	< 0.38	< 0.38
OB-17	8/24/2017	< 0.09	< 0.37	20.7	< 0.64	< 0.64	< 0.38	< 0.38
OB-17	8/21/2018	< 0.43	< 0.32	11	< 0.77	< 0.77	< 0.37	< 0.37
OB-17	11/10/2020	< 0.2	< 0.32	7.1	< 0.89	< 0.89	0.22 UB	< 0.11
OB-17	3/8/2021	< 0.2	< 0.32	8.2	< 0.89	< 0.89	< 0.84	< 0.84
OB-17	8/20/2021	< 0.2	< 0.32	8.3	< 0.89	< 0.89	< 0.84	< 0.84
OB-17	11/15/2021	< 0.2	< 0.32	9	< 0.89	< 0.89	< 0.84	< 0.84
OB-17	2/10/2022	< 0.2	< 0.32	14	3.4	< 0.89	< 0.84	< 0.84
OB-17 DUP	2/10/2022	< 0.2	< 0.32	17	3.2	< 0.89	0.89 J	< 0.84
OB-17	5/18/2022	< 0.2	< 0.32	13	1.9 J	< 0.89	< 0.84	< 0.84
OB-17	8/4/2022	< 0.2	< 0.32	10	< 0.89	< 0.89	< 0.84	< 0.84
OB-17	11/16/2022	< 0.2	< 0.32	6.5	< 0.89	< 0.89	< 0.84	< 0.84
OB-17	2/20/2023	< 0.2	< 0.32	8.5	1.9 J	< 0.89	< 0.84	< 0.84
OB-17	8/10/2023	< 0.2	< 0.32	7.2	< 1.2	< 1.2	< 0.42	< 0.42
OB-17	2/21/2024	< 0.2	< 0.32	9	< 1.2	< 1.2	< 0.42	< 0.42
OB-19	10/3/2006	0.55 J	3.1		3.1	< 1.5	9.4	< 2.6
OB-19	4/9/2007	0.59 J	1.5		< 1.5	< 1.5	< 2.8	< 2.8
OB-19	10/15/2007	< 0.19	< 0.67		1.9 B	< 1.1	1.3 B	1.1 B
OB-19	4/29/2008	0.56 J	1.5		< 1.7	< 1.7	1.4 B	< 1.4
OB-19	9/12/2008	0.37 J	4.3		4 J	< 1.7	< 1.4	< 1.4
OB-19	7/7/2009	1.2	6.2		< 2.4	< 2.4	< 1.7	< 1.7
OB-19	10/27/2009	0.39 J	1.4 J		< 2.4	< 2.4	< 1.7	< 1.7
OB-19	6/1/2010	0.29 J	< 0.37		< 1.4	< 1.4	< 1.9	< 1.9

TABLE 13A
SUMMARY OF HISTORICAL GROUNDWATER RESULTS FOR BENZENE, CHLOROETHANE, 1,4-DIOXANE, ARSENIC AND LEAD
RINGWOOD MINES/LANDFILL SUPERFUND SITE
(all values ug/L)

Well ID	Sample Date	Benzene	Chloro ethane	1,4-Dioxane	Total Arsenic	Dissolved Arsenic	Total Lead	Dissolved Lead
NJGWQS		1	5^	0.4	3	3	5	5
OB-19	5/20/2011	0.9 J	2.8		< 0.92	< 0.92	3.5	1 B
OB-19	4/25/2012	0.32 J	2.3		< 0.97	< 0.97	< 1.7	< 1.7
OB-19	11/11/2013	< 0.28	< 0.39		< 1.5	< 1.5	< 2.4	< 2.4
OB-19	9/4/2014	< 0.21	< 0.56		6	< 2.6	< 1.3	< 1.3
OB-19	8/5/2015	< 0.2	0.39 J	< 0.27	1.6 J B	0.87 J B	0.44 J	< 0.2
OB-19	12/15/2015	1.4	8.7	1.89				
OB-19	5/25/2016	1.3	6.8	1.3				
OB-19	8/17/2016	0.23 J	1.5	0.878	0.9 J	< 0.71	0.47 J	< 0.44
OB-19	2/3/2017	0.89 J	4	3.14	< 0.64	< 0.64	0.4 J	< 0.38
OB-19	8/25/2017	< 0.09	< 0.37	0.184	1.6 J	< 0.64	1.3	< 0.38
OB-19	8/22/2018	< 0.43	1.2	0.97	0.82 J	< 0.77	1.8	< 0.37
OB-19	11/10/2020	0.69 J	4.5	2.8	< 0.89	< 0.89	0.51 J	< 0.11
OB-19	3/9/2021	0.84 J	4.8	2	< 0.89	< 0.89	< 0.84	< 0.84
OB-19	8/19/2021	< 0.2	1.2	0.51	1.3 J	< 0.89	1.8	< 0.84
OB-19	11/16/2021	0.74 J	3.3	2.9	< 0.89	< 0.89	< 0.84	< 0.84
OB-19	2/10/2022	1.1	7.2	4.1	< 0.89	< 0.89	< 0.84	< 0.84
OB-19	5/16/2022	0.83 J	2.6	1.7	1.5 J	< 0.89	1.9	< 0.84
OB-19	8/3/2022	< 0.2	1.7	0.59	2.6	< 0.89	1 J	< 0.84
OB-19	11/16/2022	1	5.9	2.8	< 0.89	< 0.89	1.3	< 0.84
OB-19	2/20/2023	1.2	7.2	2.5	< 0.89	< 0.89	1.1 J	< 0.84
OB-19	8/10/2023	< 0.2	2	0.67	3.2	< 1.2	< 0.42	< 0.42
OB-19	2/22/2024	0.25 J	0.74 J	0.51	1.4 J	< 1.2	0.44 UB	< 0.42
OB-19 DUP	2/22/2024	0.28 J	1.2	0.53	1.3 J	< 1.2	< 0.42	< 0.42
OB-20B	10/4/2006	2	4.5		1.9 B	1.6 B	3.5	< 2.6
OB-20B	4/5/2007	1.4	1.8		1.5 B	< 1.5	< 2.8	2.9 B
OB-20B	10/11/2007	1.5	2.8		1.2 B	< 1.1	1.1 B	1 B
OB-20B	4/29/2008	1.4	2.1		< 1.7	< 1.7	3.8	2.4 B
OB-20B	9/15/2008	0.9 J	1.9		3.8	< 1.7	< 1.4	< 1.4
OB-20B	7/9/2009	0.83 J	1.6		< 3	< 2.4	< 1.7	< 1.7
OB-20B	10/28/2009	0.77 J	1.2		< 2.4	< 2.4	< 1.7	< 1.7
OB-20B	6/2/2010	1.1	1.3		< 1.4	< 1.4	< 1.9	< 1.9
OB-20B	5/18/2011	0.86 J	1.5		< 0.92	< 0.92	2.5 B	2.2 B
OB-20B	4/27/2012	0.66 J	1.6 J		< 0.97	< 0.97	2.8 J	< 1.7
OB-20B	11/8/2013	0.52 J	1.5		< 1.5	< 1.5	< 2.4	< 2.4
OB-20B	9/5/2014	0.37 J	1.1		2.7 B	2.9 B	< 1.3	< 1.3
OB-20B	10/9/2014	0.4 J	1.6		3.9	3.1	< 1.3	< 1.3
OB-20B	3/19/2015	0.46 J	3.6					
OB-20B	4/21/2015	0.36 J	2.4					
OB-20B	6/1/2015	0.27 J	1.7					
OB-20B	8/5/2015	0.27 J	1.8	0.95 J	1.5 J	1.1 J B	0.28 J	< 0.2
OB-20B	12/14/2015	0.5 J	4.4	1.25				
OB-20B	5/26/2016	0.28 J	2.6	1				
OB-20B	8/18/2016	0.15 J	3.9	1.26	1.6 J	< 0.71	< 0.44	< 0.44
OB-20B	2/3/2017	0.35 J	< 0.37	3.08	1.5 J	< 0.64	0.74 J	< 0.38
OB-20B	8/29/2017	0.13 J	1.6	1.05	1.3 J	< 0.64	0.45 J	< 0.38

TABLE 13A
SUMMARY OF HISTORICAL GROUNDWATER RESULTS FOR BENZENE, CHLOROETHANE, 1,4-DIOXANE, ARSENIC AND LEAD
RINGWOOD MINES/LANDFILL SUPERFUND SITE
(all values ug/L)

Well ID	Sample Date	Benzene	Chloro ethane	1,4-Dioxane	Total Arsenic	Dissolved Arsenic	Total Lead	Dissolved Lead
NJGWQS		1	5^	0.4	3	3	5	5
OB-20B DUP	8/29/2017	0.13 J	< 0.37	1.05	1.5 J	< 0.64	0.47 J	< 0.38
OB-20B	8/23/2018			0.59 B	1.1 J	< 0.77	0.43 UB	< 0.37
OB-20B	9/5/2018	< 0.43	1.1					
OB-20B	11/11/2020	< 0.2	1.1	0.26	< 0.89	< 0.89	0.7 UB	< 0.11
OB-20B	3/9/2021	< 0.2	1.9	0.59	1.9 J	< 0.89	< 0.84	< 0.84
OB-20B	8/18/2021	< 0.2	1.1	0.24	1.1 J	< 0.89	< 0.84	< 0.84
OB-20B	11/15/2021	< 0.2	1.6	0.58	1.3 J	< 0.89	< 0.84	< 0.84
OB-20B	2/9/2022	< 0.2	1.4	0.7	1.3 J	< 0.89	< 0.84	< 0.84
OB-20B	5/16/2022	< 0.2	< 0.32	0.52	< 0.89	< 0.89	< 0.84	< 0.84
OB-20B	8/3/2022	< 0.2	< 0.32	< 0.072	1.7 J	< 0.89	2.1	< 0.84
OB-20B	11/15/2022	< 0.2	0.75 J	0.31	1.7 J	< 0.89	1.4	< 0.84
OB-20B	2/20/2023	< 0.2	0.77 J	0.37	1.7 J	< 0.89	3.7	< 0.84
OB-20B	8/9/2023	< 0.2	0.61 J	< 0.072	1.7 J	< 1.2	1.2	< 0.42
OB-20B	2/22/2024	< 0.2	< 0.32	< 0.072	1.2 J	< 1.2	0.93 UB	< 0.42
OB-24	11/28/2006	< 0.21	< 0.56		< 1.5	< 1.5	2.8 B	< 2.8
OB-24	4/11/2007	< 0.21	< 0.56		< 1.5	< 1.5	< 2.8	< 2.8
OB-24	10/12/2007	< 0.19	< 0.67		1.9 B	< 1.1	1.2 BJ	1.5 BJ
OB-24	4/30/2008	< 0.26	< 0.22		1.7 B	< 1.7	1.5 B	< 1.4
OB-24	9/11/2008	< 0.26	< 0.22		2.5 BJ	< 1.7	< 1.4	< 1.4
OB-24	7/8/2009	< 0.23	< 0.37		< 2.4	< 2.4	< 1.7	< 1.7
OB-24	10/26/2009	< 0.23	< 0.37		< 2.4	< 2.4	< 1.7	< 1.7
OB-24	5/28/2010	< 0.23	< 0.37		< 1.4	< 1.4	< 1.9	< 1.9
OB-24	5/19/2011	< 0.26	< 0.25		< 0.92	< 0.92	4.2 J	< 3
OB-24	4/18/2012	< 0.22	< 0.37		< 0.97	< 0.97	< 1.7	< 1.7
OB-24	11/6/2013	< 0.28	< 0.39		< 1.5	< 1.5	< 3	< 2.4
OB-24	9/3/2014	0.5	< 0.56		< 2.6	< 2.6	< 1.3	< 1.3
OB-24	8/13/2015	< 0.2	< 0.36	< 0.27	1.8 J	0.64 J	0.24 J	< 0.2
OB-24	5/24/2016	< 0.09	< 0.37	< 0.15				
OB-24	8/16/2016	< 0.09	< 0.37	< 0.075	< 0.71	< 0.71	< 0.44	< 0.44
OB-24	8/17/2017	< 0.09	< 0.37	< 0.0742	< 0.64	< 0.64	< 0.38	< 0.38
OB-24 DUP	8/17/2017	< 0.09	< 0.37	< 0.075	0.94 J	< 0.64	0.87 J	< 0.38
OB-24	8/22/2018	< 0.43	< 0.32	< 0.016	< 0.77	< 0.77	< 0.37	< 0.37
OB-24	11/10/2020	< 0.2	< 0.32	< 0.016	< 0.89	< 0.89	< 0.11	< 0.11
OB-24	3/8/2021	< 0.2	< 0.32	< 0.016	< 0.89	< 0.89	< 0.84	< 0.84
OB-24	8/20/2021	< 0.2	< 0.32	0.052 J	11.8	< 0.89	37.5	< 0.84
OB-24	11/15/2021	< 0.2	< 0.32	< 0.016	< 0.89	< 0.89	< 0.84	< 0.84
OB-24 DUP	11/15/2021	< 0.2	< 0.32	< 0.016	< 0.89	< 0.89	< 0.84	< 0.84
OB-24	11/16/2022	< 0.2	< 0.32	< 0.072	< 0.89	< 0.89	0.92 J	< 0.84
OB-24	2/20/2023	< 0.2	< 0.32	< 0.072	< 0.89	< 0.89	< 0.84	< 0.84
OB-24	8/9/2023	< 0.2	< 0.32	< 0.072	< 1.2	< 1.2	< 0.42	< 0.42
OB-24	2/21/2024	< 0.2	< 0.32	< 0.072	< 1.2	< 1.2	< 0.42	< 0.42
OB-27	6/1/2010	5.9	159		20.5	2.9 B	< 1.9	< 1.9
OB-27	5/18/2011	6.5	176					
OB-27	4/25/2012	5.5	208		21.5	18	< 1.7	< 1.7
OB-27	11/11/2013	3.5	80.8		25.5	5.6	< 2.4	< 2.4

TABLE 13A
SUMMARY OF HISTORICAL GROUNDWATER RESULTS FOR BENZENE, CHLOROETHANE, 1,4-DIOXANE, ARSENIC AND LEAD
RINGWOOD MINES/LANDFILL SUPERFUND SITE
(all values ug/L)

Well ID	Sample Date	Benzene	Chloro ethane	1,4-Dioxane	Total Arsenic	Dissolved Arsenic	Total Lead	Dissolved Lead
NJGWQS		1	5^	0.4	3	3	5	5
OB-27	9/10/2014	2.6	89.4		28	4.5	1.4 B	< 1.3
OB-27	3/20/2015	2.8	76.7					
OB-27	4/21/2015	3.1	87.2					
OB-27	6/1/2015	3	79					
OB-27	8/6/2015	3	83	6.2 J	26 B	0.92 J B	< 0.2	< 0.2
OB-27	12/15/2015	1.9	48 F	1.28				
OB-27	5/25/2016	2.1	55	1.2				
OB-27	8/17/2016	2.3	61	6.47	22.5	< 0.71	1.1 J	< 0.44
OB-27	2/2/2017	2	50	5.81	36.1	< 0.64	1.1 J	< 0.38
OB-27	8/22/2017	2.1	79	15.5	23.1	< 0.64	< 0.38	< 0.38
OB-27	8/22/2018	3.3	180	17	25.4	< 0.77	1.1 J	< 0.37
OB-27	11/11/2020	0.95 J	100	3.8	18.9	1.6 J	0.53 UB	< 0.11
OB-27	3/9/2021	0.87 J	120	5.8	40.2	< 0.89	< 0.84	< 0.84
OB-27	8/19/2021	1.4	200	15	28	< 0.89	< 0.84	< 0.84
OB-27	11/16/2021	0.54 J	150	14	31.3	< 0.89	< 0.84	< 0.84
OB-27	2/9/2022	0.23 J	110	12	21	< 0.89	< 0.84	< 0.84
OB-27	5/17/2022	< 0.2	100	7.7	20.3	< 0.89	< 0.84	< 0.84
OB-27 DUP	5/17/2022	< 0.2	100	6.4	24.5	< 0.89	< 0.84	< 0.84
OB-27	8/4/2022	0.38 J	170	9	26.7	< 0.89	0.97 J	< 0.84
OB-27	11/17/2022	< 0.2	64	2.2	38.2	15.6	10.8	< 0.84
OB-27	2/21/2023	< 0.2	53	3.7	30.2	< 0.89	0.99 J	< 0.84
OB-27	8/10/2023	< 0.2	92	5	28.2	< 1.2	< 0.42	< 0.42
OB-27	2/26/2024	< 0.2	64	4.2	25.8	< 1.2	0.6 J	< 0.42
OB-29	5/11/2012	< 0.22	< 0.37		< 0.97	< 0.97	< 1.7	< 1.7
OB-29	11/14/2013	< 0.28	< 0.39		< 1.5	< 1.5	< 2.4	< 2.4
OB-29	9/9/2014	< 0.21	< 0.56		< 2.6	< 2.6	< 1.3	1.6 B
OB-29	8/12/2015	< 0.2	< 0.36	< 0.27	1.5 J B	12	0.54 J	< 0.2
OB-29	8/16/2016	< 0.09	< 0.37	0.156	< 0.71	< 0.71	< 0.44	< 0.44
OB-29	8/18/2017	< 0.09	< 0.37	0.17	< 0.64	< 0.64	< 0.38	< 0.38
OB-29	8/22/2018	< 0.43	< 0.32	< 0.016	< 0.77	< 0.77	0.42 J	< 0.37
OB-29	11/11/2020	< 0.2	< 0.32	< 0.016	< 0.89	< 0.89	1.1 UB	< 0.11
OB-29	8/18/2021	< 0.2	< 0.32	< 0.016	< 0.89	< 0.89	< 0.84	< 0.84
OB-29	2/10/2022	< 0.2	< 0.32	< 0.072	< 0.89	< 0.89	< 0.84	< 0.84
OB-29	8/4/2022	< 0.2	< 0.32	< 0.072	0.99 J	< 0.89	1.4	< 0.84
OB-29	2/22/2023	< 0.2	< 0.32	< 0.072	< 0.89	< 0.89	< 0.84	< 0.84
OB-29	8/9/2023	< 0.2	< 0.32	< 0.072	< 1.2	< 1.2	< 0.42	< 0.42
OB-29	2/22/2024	< 0.2	< 0.32	< 0.072	< 1.2	< 1.2	0.43 UB	< 0.42
OB-31	1/28/2016	0.1 J	2.5	0.414				
OB-31	5/25/2016	< 0.09	2.7	0.41				
OB-31	8/17/2016	0.14 J	4.9	1.9	12.8	< 0.71	0.66 J	< 0.44
OB-31	2/6/2017	< 0.09	4.2	2.31	18.1	< 0.64	0.93 J	< 0.38
OB-31	8/25/2017	< 0.09	15	2.1	14.2	< 0.64	< 0.38	< 0.38
OB-31	8/22/2018	< 0.43	6.4	1.1	15	< 0.77	< 0.37	< 0.37
OB-31	11/9/2020	< 0.2	6	0.84	16.5	< 0.89	0.12 J	< 0.11
OB-31 DUP	11/9/2020	< 0.2	6	0.8	17.2	< 0.89	0.19 J	< 0.11

TABLE 13A
SUMMARY OF HISTORICAL GROUNDWATER RESULTS FOR BENZENE, CHLOROETHANE, 1,4-DIOXANE, ARSENIC AND LEAD
RINGWOOD MINES/LANDFILL SUPERFUND SITE
(all values ug/L)

Well ID	Sample Date	Benzene	Chloro ethane	1,4-Dioxane	Total Arsenic	Dissolved Arsenic	Total Lead	Dissolved Lead
NJGWQS		1	5^	0.4	3	3	5	5
OB-31	3/9/2021	< 0.2	4	1.2	23.8	< 0.89	< 0.84	< 0.84
OB-31 DUP	3/9/2021	< 0.2	3.9	1.2	22.6	< 0.89	< 0.84	< 0.84
OB-31	8/19/2021	< 0.2	8.9	1.9	16.8	8.8	0.92 J	< 0.84
OB-31	11/16/2021	< 0.2	5.4	2.3	21.7	< 0.89	< 0.84	< 0.84
OB-31	2/9/2022	< 0.2	4.9	2.5	19.8	< 0.89	< 0.84	< 0.84
OB-31	5/17/2022	< 0.2	4.2	2	19.2	< 0.89	< 0.84	< 0.84
OB-31	8/3/2022	< 0.2	15	2	18	< 0.89	< 0.84	< 0.84
OB-31	11/15/2022	< 0.2	4.3	1.3	22.9	< 0.89	< 0.84	< 0.84
OB-31 DUP	11/15/2022	< 0.2	4.3	1.1	4.5	3.2	< 0.84	< 0.84
OB-31	2/20/2023	< 0.2	4.1	1.7	26	< 0.89	2	< 0.84
OB-31	8/10/2023	< 0.2	7.3	1.3	19	< 1.2	< 0.42	< 0.42
OB-31	2/22/2024	< 0.2	3.8	1.9	22.2	< 1.2	< 0.42	< 0.42
OB-32	1/28/2016	<	<	<				
OB-32	5/25/2016	< 0.09	< 0.37	< 0.15				
OB-32	8/17/2016	< 0.09	< 0.37	0.422	15.2	< 0.71	< 0.44	< 0.44
OB-32	2/2/2017	< 0.09	< 0.37	0.454	3.1	< 0.64	0.67 J	< 0.38
OB-32 DUP	2/2/2017			0.434				
OB-32-020217 DUP	2/2/2017	< 0.09	< 0.37		3.3	< 0.64	0.65 J	< 0.38
OB-32	8/17/2017	< 0.09	< 0.37	0.56	17.7	< 0.64	< 0.38	< 0.38
OB-32	8/22/2018	< 0.43	< 0.32	< 0.016	14.8	< 0.77	< 0.37	< 0.37
OB-32	11/9/2020	< 0.2	< 0.32	0.1 J	17	< 0.89	0.82 UB	< 0.11
OB-32	3/9/2021	< 0.2	< 0.32	< 0.016	5.1	< 0.89	< 0.84	< 0.84
OB-32	8/18/2021	< 0.2	< 0.32	0.1 J	15.8	< 0.89	< 1.7	< 0.84
OB-32	11/15/2021	< 0.2	< 0.32	< 0.016	18.8	< 0.89	< 0.84	< 0.84
OB-32	2/9/2022	< 0.2	< 0.32	0.18 J	14.3	< 0.89	< 0.84	< 0.84
OB-32	5/17/2022	< 0.2	< 0.32	< 0.072	15.9	< 0.89	< 0.84	< 0.84
OB-32	11/16/2022	< 0.2	< 0.32	< 0.072	25.7	3.1	< 0.84	< 0.84
OB-32	2/20/2023	< 0.2	< 0.32	< 0.072	19.5	< 0.89	< 0.84	< 0.84
OB-32	8/10/2023	< 0.2	< 0.32	< 0.072	18.4	< 1.2	< 0.42	< 0.42
OB-32	2/22/2024	< 0.2	< 0.32	< 0.072	15.4	1.3 J	< 0.42	< 0.42
RW-2 (279-289)	6/29/2010	< 0.23	< 0.37		3	3.7	< 1.9	< 1.9
RW-2 (279-289)	5/24/2011	< 0.22	< 0.37		< 0.92	< 0.92	< 0.94	< 0.94
RW-2 (279-289)	5/8/2012	< 0.22	< 0.37		< 0.97	1.3 J	< 1.7	< 1.7
RW-2 (279-289)	11/19/2013	< 0.28	< 0.39		3.8	< 1.5	< 2.4	< 2.4
RW-2 (279-289)	9/26/2014	< 0.21	< 0.56		5.2	4.1	< 1.3	< 1.3
RW-2 (279-289)	8/21/2015	0.22 J	< 0.36	10	1.9 J	2.1	< 0.2	< 0.2
RW-2 (279-289)	8/22/2016	0.34 J	< 0.37	11.9	1.7 J	1.9 J	< 0.44	< 0.44
RW-2 (279-289)	2/7/2017	0.27 J	< 0.37	10.6	1.5 J	< 0.64	< 0.38	< 0.38
RW-2 (279-289)	8/23/2017	0.3 J	< 0.37	13.6	1.4 J	1.3 J	< 0.38	< 0.38
RW-2 (279-289)	8/28/2018	< 0.43	< 0.32	8.1	7.1	1.2 J	< 0.37	< 0.37
RW-2 (279-289)	11/12/2020	< 0.2	< 0.32	4.3	10.7	4.2	1 UB	< 0.11
RW-2 (279-289)	8/20/2021	< 0.2	< 0.32	6.1	9.2	8.2	< 0.84	< 0.84
RW-2 (279-289)	5/18/2022	0.24 J	< 0.32	10	8.4	8.9	< 0.84	< 0.84
RW-2 (279-289)	8/4/2022	0.23 J	< 0.32	7.3	7.4	5.4	< 0.84	< 0.84
RW-2 (279-289)	2/22/2023	0.33 J	< 0.32	5.8	8.8	6.5	< 0.84	< 0.84

TABLE 13A
SUMMARY OF HISTORICAL GROUNDWATER RESULTS FOR BENZENE, CHLOROETHANE, 1,4-DIOXANE, ARSENIC AND LEAD
RINGWOOD MINES/LANDFILL SUPERFUND SITE
(all values ug/L)

Well ID	Sample Date	Benzene	Chloro ethane	1,4-Dioxane	Total Arsenic	Dissolved Arsenic	Total Lead	Dissolved Lead
NJGWQS		1	5^	0.4	3	3	5	5
RW-2 (279-289)	8/9/2023	< 0.2	< 0.32	5.6	8.7	6.6 J	< 0.42	< 0.42
RW-2 (279-289)	2/21/2024	0.25 J	< 0.32	6.1	3.9	7.5	0.58 J	< 0.42
RW-2 (452-462)	6/29/2010	< 0.23	< 0.37					
RW-2 (452-462)	6/3/2011	0.24 J	< 0.37		< 3	2.2 J	< 3	< 3
RW-2 (452-462)	5/10/2012	0.23 J	< 0.37		2.5 B	< 3	< 1.7	< 1.7
RW-2 (452-462)	11/19/2013	< 0.28	< 0.39		< 1.5	3.4	< 2.4	< 2.4
RW-2 (452-462)	9/26/2014	< 0.21	< 0.56		8.3	7.2	5.8	1.8 B
RW-2 (452-462)	8/25/2015	0.24 J	< 0.36	4.7 J	5.4	5.6 J	0.2 J	< 1
RW-2 (452-462)	8/22/2016	0.2 J	< 0.37	0.901	4.3	4.8	< 0.44	< 0.44
RW-2 (452-462)	2/8/2017	0.2 J	< 0.37	1.18	4.7	4.8	< 0.38	< 0.38
RW-2 (452-462)	8/23/2017	< 0.09	< 0.37	1.23	4.9	4.2	< 0.38	< 0.38
RW-2 (452-462)	8/28/2018	< 0.43	< 0.32	0.82	4.4	5.1	< 0.37	< 0.37
RW-2 (452-462)	11/12/2020	< 0.2	< 0.32	0.53	5.5	4.8	1 UB	< 0.11
RW-2 (452-462)	8/20/2021	< 0.2	< 0.32	0.69	5.4	5.5	< 0.84	< 0.84
RW-2 (452-462)	5/18/2022	< 0.2	< 0.32	1.1	5.1	5.5	< 0.84	< 0.84
RW-2 (452-462)	8/4/2022	< 0.2	< 0.32	0.74	5.9	5.5	< 0.84	< 0.84
RW-2 (452-462)	2/22/2023	< 0.2	< 0.32	0.62	5.8	5.8	< 0.84	< 0.84
RW-2 (452-462)	8/9/2023	< 0.2	< 0.32	0.7	5.7	4.8 J	< 0.42	< 0.42
RW-2 (452-462)	2/21/2024	< 0.2	< 0.32	0.75	6.2	5	< 0.42	< 0.42
RW-3 (77-87)	6/28/2010	< 0.23	< 0.37		< 1.4	< 1.4	< 1.9	< 1.9
RW-3 (77-87)	4/27/2012	< 0.22	< 0.37		< 0.97	< 0.97	< 1.7	< 1.7
RW-3 (77-87)	11/11/2013	< 0.28	< 0.39		< 1.5	< 1.5	< 2.4	< 2.4
RW-3 (77-87)	9/15/2014	< 0.21	< 0.56		< 2.6	< 2.6	< 1.3	< 1.3
RW-3 (77-87)	8/6/2015	< 0.2	< 0.36	22	0.88 J B	< 0.5	0.26 J	< 0.2
RW-3 (77-87)	12/18/2015	< 0.09	< 0.37	8.27				
RW-3 (77-87)	5/27/2016	< 0.09	< 0.37	8.6 D				
RW-3 (77-87)	8/24/2016	< 0.09	< 0.37	29.1	< 0.64	< 0.64	< 0.38	< 0.38
RW-3 (77-87) DUP	8/24/2016	< 0.09	< 0.37	29	< 0.64	< 0.64	< 0.38	< 0.38
RW-3 (77-87)	8/17/2017	< 0.09	< 0.37	29.4	< 0.64	< 0.64	0.38 J	< 0.38
RW-3 (77-87)	8/30/2018	< 0.43	< 0.32	14	< 0.77	< 0.77	< 0.37	< 0.37
RW-3 (77-87)	11/10/2020	< 0.2	< 0.32	18	< 0.89	< 0.89	0.38 UB	< 0.11
RW-3 (77-87)	3/10/2021	< 0.2	< 0.32	16	< 0.89	< 0.89	< 0.84	< 0.84
RW-3 (77-87)	8/19/2021	< 0.2	< 0.32	11	< 0.89	< 0.89	< 0.84	< 0.84
RW-3 (77-87)	11/16/2021	< 0.2	< 0.32	11	< 0.89	< 0.89	< 0.84	< 0.84
RW-3 (77-87)	2/10/2022	< 0.2	< 0.32	17	< 0.89	< 0.89	< 0.84	< 0.84
RW-3 (77-87)	5/17/2022	< 0.2	< 0.32	15	< 0.89	< 0.89	1.4	< 0.84
RW-3 (77-87)	8/3/2022	< 0.2	< 0.32	11	< 0.89	< 0.89	< 0.84	< 0.84
RW-3 (77-87)	11/15/2022	< 0.2	< 0.32	13	< 0.89	< 0.89	< 0.84	< 0.84
RW-3 (77-87)	2/17/2023	< 0.2	< 0.32	9.3	< 0.89	< 0.89	< 0.84	< 0.84
RW-3 (77-87)	8/14/2023	< 0.2	< 0.32	11	< 1.2	< 1.2	< 0.42	< 0.42
RW-3 (77-87)	2/22/2024	< 0.2	< 0.32	6.3	< 1.2	< 1.2	0.83 J	< 0.42
RW-3DS (155-160)	4/30/2012	< 0.22	< 0.37		7.4	3.3	< 1.7	< 1.7
RW-3DS (155-160)	11/12/2013	< 0.28	< 0.39		< 5.9	8.1 J	3.5	< 3
RW-3DS (155-160)	9/11/2014	< 0.21	< 0.56		9.6	11.8	< 1.3	< 1.3
RW-3DS (155-160)	8/25/2015	< 0.2	< 0.36	38	12	14	< 0.2	< 1

TABLE 13A
SUMMARY OF HISTORICAL GROUNDWATER RESULTS FOR BENZENE, CHLOROETHANE, 1,4-DIOXANE, ARSENIC AND LEAD
RINGWOOD MINES/LANDFILL SUPERFUND SITE
(all values ug/L)

Well ID	Sample Date	Benzene	Chloro ethane	1,4-Dioxane	Total Arsenic	Dissolved Arsenic	Total Lead	Dissolved Lead
NJGWQS		1	5^	0.4	3	3	5	5
RW-3DS (155-160)	12/17/2015	0.12 J	< 0.37	5.25				
RW-3DS (155-160)	5/27/2016	0.093 J	< 0.37	3.3 D				
RW-3DS (155-160)	8/23/2016	0.13 J	< 0.37	25.1	14.7	13.5	< 0.38	< 0.38
RW-3DS (155-160)	2/8/2017	< 0.09	< 0.37	24.8	13.9	12.9	< 0.38	< 0.38
RW-3DS (155-160)	8/17/2017	0.1 J	< 0.37	23.8	16.1	15.8	< 0.38	< 0.38
RW-3DS (155-160)	8/30/2018	< 0.43	< 0.32	12	12.4	15.7	< 0.37	< 0.37
RW-3DS (155-160)	11/10/2020	< 0.2	< 0.32	14	15	14.9	1.4 B	0.2 UB
RW-3DS (155-160)	3/10/2021	< 0.2	< 0.32	15	18.2	17	< 0.84	< 0.84
RW-3DS (155-160)	8/18/2021	< 0.2	< 0.32	12	17.3	17.3	< 0.84	< 0.84
RW-3DS (155-160)	11/16/2021	< 0.2	< 0.32	14	22.4	16.6	8	< 0.84
RW-3DS (155-160)	2/11/2022	< 0.2	< 0.32	24	18.5	16	1.8	< 0.84
RW-3DS (155-160)	5/17/2022	< 0.2	< 0.32	15	17.8	17.7	< 0.84	< 0.84
RW-3DS (155-160)	8/3/2022	< 0.2	< 0.32	12	17	12.5	3	< 0.84
RW-3DS (155-160)	11/15/2022	< 0.2	< 0.32	11	19.6	14.9	0.87 J	< 0.84
RW-3DS (155-160)	2/20/2023	< 0.2	< 0.32	8.6	15.8	14.9	2.9	< 0.84
RW-3DS (155-160)	8/10/2023	< 0.2	< 0.32	8.6	14.6	14.6 J	5.6	< 0.42
RW-3DS (155-160)	2/22/2024	< 0.2	< 0.32	7.4	14.8	13.9	0.64 J	< 0.42
RW-3DD (175-180)	4/30/2012	< 0.22	< 0.37		10.4	5.4	< 1.7	< 1.7
RW-3DD (175-180)	11/12/2013	< 0.28	< 0.39		21.4	23.1	< 2.4	< 2.4
RW-3DD (175-180)	9/12/2014	1.1	< 0.56		19.2	18.7 J	< 1.3	< 4.5
RW-3DD (175-180)	8/10/2015	0.44 J	< 0.36	20	20	19	< 0.2	< 0.2
RW-3DD (175-180)	12/17/2015	0.25 J	< 0.37	8.95				
RW-3DD (175-180)	5/31/2016	0.25 J	< 0.37	4.9				
RW-3DD (175-180)	8/23/2016	0.26 J	< 0.37	29.2 J	16.8	16.6	< 0.38	< 0.38
RW-3DD (175-180)	2/8/2017	0.35 J	< 0.37	27.7	16.6	17.5	0.99 J	< 0.38
RW-3DD (175-180)	8/17/2017	0.39 J	< 0.37	26.1	20.9	18.1	< 0.38	< 0.38
RW-3DD (175-180)	8/30/2018	< 0.43	< 0.32	12	18.8	17.1	< 0.37	< 0.37
RW-3DD (175-180)	11/10/2020	< 0.2	< 0.32	15	17.3	17.6	0.27 UB	< 0.11
RW-3DD (175-180)	3/10/2021	< 0.2	< 0.32	13	14.7	13.9	< 0.84	< 0.84
RW-3DD (175-180)	8/18/2021	< 0.2	< 0.32	12	13	14.1	< 0.84	< 0.84
RW-3DD (175-180)	11/16/2021	< 0.2	< 0.32	16	13.6	10.9	1.4	< 0.84
RW-3DD (175-180)	2/10/2022	< 0.2	< 0.32	15	12.3	11.8	< 0.84	< 0.84
RW-3DD (175-180)	5/17/2022	< 0.2	< 0.32	14	10.3	12	2	< 0.84
RW-3DD (175-180)	8/3/2022	< 0.2	< 0.32	12	9.6	11.1	< 0.84	< 0.84
RW-3DD (175-180)	11/15/2022	< 0.2	< 0.32	12	9.9	9.3	< 0.84	< 0.84
RW-3DD (175-180)	2/20/2023	< 0.2	< 0.32	< 0.072	8.5	5.7	< 0.84	< 0.84
RW-3DD (175-180)	8/10/2023	< 0.2	< 0.32	7.8	6.9	7.1 J	< 0.42	< 0.42
RW-3DD (175-180)	2/22/2024	< 0.2	< 0.32	7.4	7.4	7.7	1 J	< 0.42
RW-5 (99-119)	5/16/2006	3.4	13.9		17.7		39.8	
RW-5 (99-119)	5/17/2006	3	17.7		< 3.1	< 3.1	3.3	< 2.6
RW-5 (99-119)	9/27/2006	1	6.5		1.7 B	< 1.5	68.4	< 2.6
RW-5 (99-119)	9/29/2006	< 0.21	< 0.56		< 1.5	< 1.5	24.7	< 7.8
RW-5 (99-119)	10/5/2006	1.8	18.7		4.7	< 1.5	32.7	< 2.6
RW-5 (99-119)	4/12/2007	2.6	22.2		< 1.5	< 1.5	7	4.6
RW-5 (99-119)	4/13/2007	1.9	14.9		< 1.5	< 0.94	44.3	< 2.8

TABLE 13A
SUMMARY OF HISTORICAL GROUNDWATER RESULTS FOR BENZENE, CHLOROETHANE, 1,4-DIOXANE, ARSENIC AND LEAD
RINGWOOD MINES/LANDFILL SUPERFUND SITE
(all values ug/L)

Well ID	Sample Date	Benzene	Chloro ethane	1,4-Dioxane	Total Arsenic	Dissolved Arsenic	Total Lead	Dissolved Lead
NJGWQS		1	5^	0.4	3	3	5	5
RW-5 (99-119)	10/15/2007	1.8	24		< 1.1	< 1.1	1.5 B	1 B
RW-5 (99-119)	5/2/2008	0.89 J	17.8		4.1	< 1.7	< 1.4	< 1.4
RW-5 (99-119)	9/17/2008	0.41 J	17.6		2.4 B	1.8 B	< 1.4	< 1.4
RW-5 (99-119)	7/7/2009	0.26 J	18.6		< 2.4	< 2.4	< 1.7	< 1.7
RW-5 (99-119)	10/27/2009	< 0.23	7.4		< 2.4	< 2.4	< 1.7	< 1.7
RW-5 (99-119)	6/2/2010				2.1 B	< 1.4	< 1.9	< 1.9
RW-5 (99-119)	6/4/2010	0.24 J	9.1					
RW-5 (99-119)	5/20/2011	< 0.26	7.2		1.1 B	< 0.92	< 0.94	1.3 B
RW-5 (99-119)	4/26/2012	< 0.22	5.1 J		< 3	< 3	1.9 J	< 1.7
RW-5 (99-119)	11/14/2013	< 0.28	1.9 J		< 1.5	< 1.5	< 2.4	< 2.4
RW-5 (99-119)	9/4/2014	< 0.21	1.7		9.4	7.9	4.7	1.4 B
RW-5 (99-119)	8/5/2015	< 0.2	1.4	6.7 J	8.9 B	7.2 B	6.6	2.4
RW-5 (99-119)	12/15/2015	0.13 J	1.9	3.28				
RW-5 (99-119)	5/25/2016	< 0.09	< 0.37	3.6				
RW-5 (99-119)	8/18/2016	< 0.09	2.6	10.8	8	7.9	1.5	< 0.44
RW-5 (99-119)	2/3/2017	< 0.09	1.2	10.6	7	7.5	2.4	< 0.38
RW-5 (99-119)	8/30/2017	< 0.09	1	10.2	14.1	12.8	4.1	< 0.38
RW-5 (99-119)	8/24/2018	< 0.43	1.2	6.8	14.3	16.9	3.1	< 0.37
RW-5 (99-119)	11/11/2020	< 0.2	1	4.4	15	15.8	1 UB	< 0.11
RW-5 (99-119)	3/9/2021	< 0.2	0.84 J	3.7	16.1	15.5	< 0.84	< 0.84
RW-5 (99-119)	8/19/2021	< 0.2	0.74 J	5.2	13	13	< 0.84	< 0.84
RW-5 (99-119)	11/16/2021	< 0.2	< 0.32	7.1	13.1	13.7	< 0.84	< 0.84
RW-5 (99-119)	2/10/2022	< 0.2	< 0.32	7.8	14	12	< 0.84	< 0.84
RW-5 (99-119)	5/16/2022	< 0.2	< 0.32	4.8	6.3	6.7	< 0.84	< 0.84
RW-5 (99-119)	8/3/2022	< 0.2	0.62 J	5.6	11.8	11.5	1.9	< 0.84
RW-5 (99-119)	11/16/2022	< 0.2	< 0.32	5.4	14.5	12.7	1.2	< 0.84
RW-5 (99-119)	2/20/2023	< 0.2	0.51 J	4.3	9	7.9	1.6	< 0.84
RW-5 (99-119)	8/10/2023	< 0.2	< 0.32	5	10.8	11.1 J	1.1 J	< 0.42
RW-5 (99-119)	2/22/2024	< 0.2	< 0.32	0.57	7.4	6	4.7	< 0.42
RW-6	5/11/2006	2.9	6.5		< 8	< 8	3.2	< 3
RW-6	5/12/2006	3.8	11.3		< 8		16.1	
RW-6	9/27/2006	3	6		< 1.5	< 1.5	< 2.6	< 2.6
RW-6	10/10/2006	4	15		< 1.5	< 1.5	6.9 J	3.1 J
RW-6	4/2/2007	2.6	6.9		1.7 B	< 1.5	4.5	2.9 B
RW-6	4/3/2007	1.9	4.5		< 1.5	< 1.5	32.3 J	< 2.8
RW-6	4/6/2007	2.7	11.2		< 1.5	< 1.5	4.6	< 2.8
RW-6	10/11/2007	2.6	8.5		2.5 B	1.2 B	< 0.94	1.3 B
RW-6	5/2/2008	1.7	7.9		3.8	2.5 B	1.5 B	< 1.4
RW-6	9/15/2008	2.1	7.7		2.4 B	2.1 B	< 1.4	< 1.4
RW-6	7/9/2009	2	6.4		4.1 J	< 2.4	< 1.7	< 1.7
RW-6	10/28/2009	1.5	4.3		< 2.4	< 2.4	< 1.7	< 1.7
RW-6	6/2/2010				2.1 B	< 1.4	< 1.9	< 1.9
RW-6	6/4/2010	1.5	4.2					
RW-6	5/18/2011	1.6	4.5		< 0.92	< 0.92	1.8 J	2.2 B
RW-6	4/27/2012	0.74 J	2.5 J		< 3	< 0.97	2.3 J	2.6 J

TABLE 13A
SUMMARY OF HISTORICAL GROUNDWATER RESULTS FOR BENZENE, CHLOROETHANE, 1,4-DIOXANE, ARSENIC AND LEAD
RINGWOOD MINES/LANDFILL SUPERFUND SITE
(all values ug/L)

Well ID	Sample Date	Benzene	Chloro ethane	1,4-Dioxane	Total Arsenic	Dissolved Arsenic	Total Lead	Dissolved Lead
NJGWQS		1	5^	0.4	3	3	5	5
RW-6	11/18/2013	2.3	5.9		3.6	3.2	4.9	3.6
RW-6	9/5/2014	2.1	3.5		2.6 B	< 2.6	1.3 B	< 1.3
RW-6	10/9/2014	15.7	1.3		3.6	3.3	< 1.3	< 1.3
RW-6	3/19/2015	344	< 1.1					
RW-6	4/22/2015	2.2	1.7					
RW-6	6/2/2015	1.7	1.4					
RW-6	8/5/2015	1.2	3.3	1.5 J	1.5 J B	1.1 J B	0.25 J	< 0.2
RW-6	12/14/2015	1.5	5.3	1.09				
RW-6	5/26/2016	2.1	2.8	0.37 J				
RW-6	8/18/2016	1.9	10	3.7	1.2 J	< 0.71	< 0.44	< 0.44
RW-6	2/3/2017	2.1	5.4	4.44	1.3 J	< 0.64	0.39 J	< 0.38
RW-6	8/16/2017	1.4	6.1	4.01	0.7 J	< 0.64	0.55 J	< 0.38
RW-6	8/23/2018			2.1	1.1 J	< 0.77	< 0.37	< 0.37
RW-6	9/5/2018	1.3	3.5					
RW-6	11/11/2020	0.45 J	3.7	0.76	2.2	< 0.89	1.1 UB	< 0.11
RW-6	3/9/2021	1.1	4	0.87	1.3 J	< 0.89	< 0.84	< 0.84
RW-6	8/18/2021	< 0.2	4.6	1 F	0.91 J	< 0.89	< 0.84	< 0.84
RW-6	11/15/2021	0.91 J	3.3	1.4	1.7 J	< 0.89	< 0.84	< 0.84
RW-6	2/9/2022	< 0.2	3.8	1.6	< 0.89	< 0.89	< 0.84	< 0.84
RW-6	5/16/2022	0.28 J	2.8	1.6	1.8 J	< 0.89	1.3	< 0.84
RW-6	8/3/2022	0.47 J	3.6	1.1	2.7	< 0.89	1.9	< 0.84
RW-6	11/14/2022	0.56 J	3.6	2	1.1 J	< 0.89	< 0.84	< 0.84
RW-6	2/17/2023	0.33 J	3.4	0.99	1.5 J	< 0.89	0.97 J	< 0.84
RW-6	8/9/2023	0.71 J	2.5	0.73	2.8	< 1.2	2.2	< 0.42
RW-6	2/21/2024	< 0.2	1.4	0.56	1.3 J	< 1.2	0.87 J	< 0.42
RW-6A	10/16/2007	5.5	2.4		< 1.1	< 1.1	< 0.94	< 0.94
RW-6A	5/2/2008	1.7	1.9		2.9 B	< 1.7	2.8 B	1.8 B
RW-6A	9/15/2008	2.9	2.3		1.9 B	1.7 B	< 1.4	< 1.4
RW-6A	7/9/2009	1.3	1.3		< 3	< 2.4	< 1.7	< 1.7
RW-6A	10/28/2009	2.4	1		< 2.4	< 2.4	< 1.7	< 1.7
RW-6A	6/2/2010	1.9	1.4		< 1.4	< 1.4	< 1.9	< 1.9
RW-6A	5/18/2011	1.5	0.95 J		< 0.92	< 0.92	3.1	2.4 B
RW-6A	4/27/2012	2	1.7 J		< 0.97	< 0.97	1.8 J	< 1.7
RW-6A	11/8/2013	15	1.6		< 1.5	< 1.5	< 2.4	< 2.4
RW-6A	9/5/2014	88.1	1.1		< 2.6	< 2.6	< 1.3	< 1.3
RW-6A	10/9/2014	6.8	1.5		< 5.1	< 5.1	< 1.3	< 1.3
RW-6A	3/19/2015	13.3	2.9					
RW-6A	4/21/2015	8.7	2.3					
RW-6A	6/1/2015	9.1	1.8					
RW-6A	8/4/2015	7.7	2	2.7 J	1.4 J B	1.1 J B	< 0.2	< 0.2
RW-6A	12/14/2015	5.9	4.6	1.28				
RW-6A	5/26/2016	5.7	3	2.4				
RW-6A	8/18/2016	8	5.7	3.1	< 0.71	< 0.71	< 0.44	< 0.44
RW-6A	2/3/2017	8.7	3	3.59	< 0.64	< 0.64	< 0.38	< 0.38
RW-6A	8/29/2017	6.1	1.4	2.72	0.65 J	< 0.64	< 0.38	< 0.38

TABLE 13A
SUMMARY OF HISTORICAL GROUNDWATER RESULTS FOR BENZENE, CHLOROETHANE, 1,4-DIOXANE, ARSENIC AND LEAD
RINGWOOD MINES/LANDFILL SUPERFUND SITE
(all values ug/L)

Well ID	Sample Date	Benzene	Chloro ethane	1,4-Dioxane	Total Arsenic	Dissolved Arsenic	Total Lead	Dissolved Lead
NJGWQS		1	5^	0.4	3	3	5	5
RW-6A	8/23/2018			3.1	< 0.77	< 0.77	< 0.37	< 0.37
RW-6A	9/5/2018	0.9 J	1.4					
RW-6A	11/11/2020	4.8	1.3	0.85	< 0.89	< 0.89	0.12 UB	< 0.11
RW-6A	3/9/2021	3.5	1.6	1.1	< 0.89	< 0.89	< 0.84	< 0.84
RW-6A	8/18/2021	5.7	1.1	1.2	< 0.89	< 0.89	< 0.84	< 0.84
RW-6A DUP	8/18/2021	4.3	1.3	1	< 0.89	< 0.89	< 0.84	< 0.84
RW-6A	11/15/2021	3.6	2.2	1.4	< 0.89	< 0.89	< 0.84	< 0.84
RW-6A	2/9/2022	3.1	2.4	2.7	< 0.89	< 0.89	< 0.84	< 0.84
RW-6A	5/16/2022	2.1	2	1.7	< 0.89	< 0.89	< 0.84	< 0.84
RW-6A	8/3/2022	0.72 J	1.1	1.3	< 0.89	< 0.89	< 0.84	< 0.84
RW-6A	11/15/2022	0.9 J	0.81 J	0.94	< 0.89	< 0.89	1.1 J	< 0.84
RW-6A	2/20/2023	0.7 J	0.78 J	1.5	< 0.89	< 0.89	1.6	< 0.84
RW-6A	8/9/2023	< 0.2	0.56 J	1.9	< 1.2	< 1.2	< 0.42	< 0.42
RW-6A	2/21/2024	0.38 J	0.39 J	1.8	< 1.2	< 1.2	0.69 J	< 0.42
RW-8 (163-173)	6/23/2010	< 0.23	< 0.37					
RW-8 (163-173)	6/25/2010				2.1 B		< 1.9	
RW-8 (163-173)	5/31/2011	< 0.22	< 0.37		2.1 B	1.1 B	< 0.94	< 0.94
RW-8 (163-173)	5/3/2012	< 0.22	< 0.37		2 J	1.7 J	< 1.7	< 1.7
RW-8 (163-173)	11/15/2013	0.34 J	< 0.39		2.4 B	2 B	< 3	< 2.4
RW-8 (163-173)	9/22/2014	< 0.21	< 0.56		4.2	5.2	< 1.3	< 1.3
RW-8 (163-173)	8/18/2015	0.27 J	< 0.36	< 0.27	3.6 B	2.1	< 0.2	< 0.2
RW-8 (163-173)	8/25/2016	0.35 J	< 0.37	< 0.0781	1.5 J	1.6 J	< 0.38	< 0.38
RW-8 (163-173)	8/21/2017	0.22 J	< 0.37	< 0.0798	< 0.64	2.2	< 0.38	< 0.38
RW-8 (163-173)	8/29/2018	1.4	< 0.32	< 0.016	1.8 J	1.1 J	< 0.37	< 0.37
RW-8 (163-173)	11/11/2020	2.3	< 0.32	< 0.016	1.7 J	2	0.11 UB	< 0.11
RW-8 (163-173)	8/23/2021	< 0.2	< 0.32	< 0.016	1.8 J	1.7 J	< 0.84	< 0.84
RW-8 (163-173)	2/10/2022	< 0.2	< 0.32	< 0.072	1.4 J	1.6 J	< 0.84	< 0.84
RW-8 (163-173)	8/4/2022	< 0.2	< 0.32	< 0.072	1.5 J	1.2 J	< 0.84	< 0.84
RW-8 (163-173)	2/21/2023	1.3	< 0.32	< 0.072	1.7 J	2	< 0.84	< 0.84
RW-8 (163-173)	8/9/2023	0.69 J	< 0.32	< 0.072	1.2 J	1.4 J	< 0.42	< 0.42
RW-8 (163-173)	2/21/2024	0.57 J	< 0.32	< 0.072	1.2 J	< 1.2	< 0.42	< 0.42
RW-8 (204-214)	6/23/2010	< 0.23	< 0.37					
RW-8 (204-214)	6/25/2010				5.9		< 1.9	
RW-8 (204-214)	6/1/2011	< 0.22	< 0.37		5.1		< 0.94	
RW-8 (204-214)	11/14/2013	2.2 J	< 0.39		1.5 B		< 2.4	
RW-8 (204-214)	11/15/2013					< 1.5		< 2.4
RW-8 (204-214)	9/23/2014	0.58	< 0.56		3.6	4.2	2.3 B	< 1.3
RW-8 (204-214)	8/20/2015	0.57 J	< 0.36	< 0.27	2	1.9 J	0.97 J	< 0.2
RW-8 (204-214)	8/25/2016	3.8	< 0.37	0.121 J	1.8 J	1.7 J	< 0.38	< 0.38
RW-8 (204-214)	8/22/2017	1	< 0.37	< 0.0781	2	2	< 0.38	< 0.38
RW-8 (204-214)	8/29/2018	2.8	< 0.32	0.44	1.8 J	1.7 J	2.1	< 0.37
RW-8 (204-214)	11/11/2020	3	< 0.32	< 0.016	1.9 J	2.7	0.24 UB	< 0.11
RW-8 (204-214)	8/23/2021	< 0.2	< 0.32	< 0.016	2.5	1.3 J	< 0.84	< 0.84
RW-8 (204-214)	2/10/2022	1.5	< 0.32	< 0.072	1.8 J	1.1 J	< 0.84	< 0.84
RW-8 (204-214)	8/4/2022	1.3	< 0.32	< 0.072	1.7 J	1.9 J	1 J	< 0.84

TABLE 13A
SUMMARY OF HISTORICAL GROUNDWATER RESULTS FOR BENZENE, CHLOROETHANE, 1,4-DIOXANE, ARSENIC AND LEAD
RINGWOOD MINES/LANDFILL SUPERFUND SITE
(all values ug/L)

Well ID	Sample Date	Benzene	Chloro ethane	1,4-Dioxane	Total Arsenic	Dissolved Arsenic	Total Lead	Dissolved Lead
NJGWQS		1	5^	0.4	3	3	5	5
RW-8 (204-214)	2/21/2023	1.7	< 0.32	< 0.072	2.5	2	< 0.84	< 0.84
RW-8 (204-214)	8/9/2023	1.1	< 0.32	< 0.072	1.8 J	1.8 J	< 0.42	< 0.42
RW-8 (204-214)	2/21/2024	2	< 0.32	< 0.072	< 1.2	1.3 J	< 0.42	< 0.42
RW-9 (139-149)	11/20/2013	< 0.28	< 0.39					
RW-9 (139-149)	2/21/2023	0.22 J	< 0.32		< 0.89	< 0.89	< 0.84	< 0.84
RW-9 (139-149)	8/10/2023	0.22 J	< 0.32		< 1.2	< 1.2	< 0.42	< 0.42
RW-9 (139-149)	2/21/2024	< 0.2	< 0.32	< 0.072	< 1.2	< 1.2	0.57 J	< 0.42
RW-9 (206-216)	6/23/2010	< 0.23	< 0.37					
RW-9 (206-216)	6/28/2010				4.6 J		< 1.9	
RW-9 (206-216)	5/26/2011	< 0.22	< 0.37					
RW-9 (206-216)	5/27/2011				3.3		< 0.94	
RW-9 (206-216)	4/20/2012	< 0.22	< 0.37		< 3	< 0.97	< 1.7	< 1.7
RW-9 (206-216)	11/20/2013	< 0.28	< 0.39		2.2 B	< 1.5	3	< 2.4
RW-9 (206-216)	9/25/2014	< 0.21	< 0.56		7.3	8.9	< 1.3	< 1.3
RW-9 (206-216)	8/21/2015	< 0.2	< 0.36	< 0.27	3		< 0.2	
RW-9 (206-216)	8/30/2016	0.15 J	< 0.37	< 0.0915	2.8		< 0.38	
RW-9 (206-216)	8/16/2017	< 0.09	< 0.37	< 0.11	3	2	< 0.38	< 0.38
RW-9 (206-216)	8/29/2018	< 0.43	< 0.32	< 0.016	2.5	2.2	< 0.37	< 0.37
RW-9 (206-216)	11/11/2020	< 0.2	< 0.32	< 0.016	3	3.4	2 B	< 0.11
RW-9 (206-216)	8/23/2021	< 0.2	< 0.32	0.04 J	2.9	2.1	< 0.84	< 0.84
RW-9 (206-216)	2/11/2022	< 0.2	< 0.32	< 0.072	2.3	2.9	< 0.84	< 0.84
RW-9 (206-216)	8/4/2022	< 0.2	< 0.32	< 0.072	1.7 J	2.7	< 0.84	< 0.84
RW-9 (206-216)	2/21/2023	< 0.2	< 0.32	< 0.072	2.7	2.2	< 0.84	< 0.84
RW-9 (206-216)	8/10/2023	< 0.2	< 0.32	< 0.072	2.2	< 1.2	< 0.42	< 0.42
RW-9 (206-216)	2/21/2024	< 0.2	< 0.32	< 0.072	1.5 J	1.5 J	< 0.42	< 0.42
RW-10 (120-130)	6/23/2010	< 0.23	< 0.37					
RW-10 (120-130)	6/25/2010				4.3		< 1.9	
RW-10 (120-130)	5/31/2011	< 0.22	< 0.37		4.8		2.5 B	
RW-10 (120-130)	6/1/2011					4.1		2.3 B
RW-10 (120-130)	4/19/2012	< 0.22	< 0.37		3.7 J	3.6 J	< 1.7	< 1.7
RW-10 (120-130)	11/15/2013	< 0.28	< 0.39		9.5	8	5 J	5.1 J
RW-10 (120-130)	9/17/2014	< 0.21	< 0.56		8.2	9.1	6.3	< 3
RW-10 (120-130)	9/18/2014				8.6	8.5		
RW-10 (120-130)	8/19/2015	< 0.2	< 0.36	< 0.27	7.5 B	6.7	< 0.2	< 0.2
RW-10 (120-130)	8/29/2016	< 0.09	< 0.37	0.0883 J	6.6	7.2	< 0.38	< 0.38
RW-10 (120-130)	8/23/2017	0.092 J	< 0.37	< 0.0833	7	7.8	0.94 J	< 0.38
RW-10 (120-130)	8/28/2018	< 0.43	< 0.32	< 0.016	8.1	7.5	1.2	< 0.37
RW-10 (120-130)	11/12/2020	< 0.2	< 0.32	< 0.016	8.9	7.6	3.1 B	< 0.11
RW-10 (120-130)	8/23/2021	< 0.2	< 0.32	0.12 J	8.2	8.9	< 0.84	< 0.84
RW-10 (120-130)	2/11/2022	< 0.2	< 0.32	< 0.072	8.9	7.7	< 0.84	< 0.84
RW-10 (120-130)	8/2/2022	< 0.2	< 0.32	< 0.072	8.3	8.6	< 0.84	< 0.84
RW-10 (120-130)	2/21/2023	< 0.2	< 0.32	< 0.072	8.5	8.5	< 0.84	< 0.84
RW-10 (120-130)	8/9/2023	< 0.2	< 0.32	< 0.072	8.2	8 J	< 0.42	< 0.42
RW-10 (120-130)	2/21/2024	< 0.2	< 0.32	< 0.072	7.3	6.9	1.3	< 0.42
RW-10 (185-195)	6/9/2010	< 0.23	< 0.37		< 1.4	< 1.4	< 1.9	< 1.9

TABLE 13A
SUMMARY OF HISTORICAL GROUNDWATER RESULTS FOR BENZENE, CHLOROETHANE, 1,4-DIOXANE, ARSENIC AND LEAD
RINGWOOD MINES/LANDFILL SUPERFUND SITE
(all values ug/L)

Well ID	Sample Date	Benzene	Chloro ethane	1,4-Dioxane	Total Arsenic	Dissolved Arsenic	Total Lead	Dissolved Lead
NJGWQS		1	5^	0.4	3	3	5	5
RW-10 (185-195)	6/23/2010	< 0.23	< 0.37					
RW-10 (185-195)	6/25/2010				2.2 B		< 1.9	
RW-10 (185-195)	6/28/2010					< 1.4		< 1.9
RW-10 (185-195)	5/31/2011	< 0.22	< 0.37		< 0.92	< 0.92	1 B	1.4 B
RW-10 (185-195)	4/18/2012	< 0.22	< 0.37		3.6 J	3.6 J	< 1.7	< 1.7
RW-10 (185-195)	11/13/2013	< 0.28	< 0.39		7.9	6.6	< 4.2	< 3.2
RW-10 (185-195)	9/17/2014	< 0.21	< 0.56		7.9	9.7	3.5	2.5 B
RW-10 (185-195)	8/18/2015	< 0.2	< 0.36	< 0.27	6.7 B	5.2	< 0.2	< 0.2
RW-10 (185-195)	8/26/2016	< 0.09	< 0.37	< 0.0798	4.6	4	< 0.38	< 0.38
RW-10 (185-195) DUP	8/26/2016	< 0.09	< 0.37	< 0.0815	4.3	5.1	< 0.38	< 0.38
RW-10 (185-195)	8/22/2017	< 0.09	< 0.37	< 0.0765	5.7	6.2	< 0.38	< 0.38
RW-10 (185-195)	8/28/2018	< 0.43	< 0.32	< 0.016	3.9	5.3	< 0.37	< 0.37
RW-10 (185-195)	11/12/2020	< 0.2	< 0.32	< 0.016	6.8	7	1.2 B	< 0.11
RW-10 (185-195)	8/23/2021	< 0.2	< 0.32	< 0.016	6.6	5.8	< 0.84	< 0.84
RW-10 (185-195)	2/10/2022	< 0.2	< 0.32	< 0.072	6	5.7	< 0.84	< 0.84
RW-10 (185-195)	8/2/2022	< 0.2	< 0.32	< 0.072	6.4	5.1	< 0.84	< 0.84
RW-10 (185-195)	2/21/2023	< 0.2	< 0.32	< 0.072	7.1	6.4	< 0.84	< 0.84
RW-10 (185-195)	8/9/2023	< 0.2	< 0.32	< 0.072	4.6	4.2 J	< 0.42	< 0.42
RW-10 (185-195)	2/21/2024	< 0.2	< 0.32	< 0.072	5.1	5.3	< 0.42	< 0.42
RW-11S (236-241)	5/1/2012	< 0.22	< 0.37		< 0.97	< 0.97	< 1.7	< 1.7
RW-11S (236-241)	11/13/2013	< 0.28	< 0.39		< 1.5	< 1.5	< 2.4	< 2.4
RW-11S (236-241)	9/12/2014	< 0.21	< 0.56		< 2.6	< 2.6	< 1.3	< 1.3
RW-11S (236-241)	8/17/2015	< 0.2	< 0.36	1.1 J *	1 J	< 0.5	< 0.2	< 0.2
RW-11S (236-241)	12/17/2015	< 0.09	< 0.37	1.88				
RW-11S (236-241)	5/27/2016	< 0.09	< 0.37	0.6				
RW-11S (236-241)	8/23/2016	< 0.09	< 0.37	1.08	< 0.64	< 0.64	< 0.38	< 0.38
RW-11S (236-241)	2/7/2017	0.12 J	< 0.37	1.34	< 0.64	< 0.64	< 0.38	< 0.38
RW-11S (236-241) DUP	2/7/2017	0.12 J	< 0.37	1.39	< 0.64	< 0.64	< 0.38	< 0.38
RW-11S (236-241)	8/25/2017	< 0.09	< 0.37	1.63	< 0.64	< 0.64	< 0.38	< 0.38
RW-11S (236-241)	8/31/2018	< 0.43	< 0.32	0.9	< 0.77	< 0.77	0.44 UB	< 0.37
RW-11S (236-241)	11/10/2020	< 0.2	< 0.32	1.8	< 0.89	< 0.89	0.14 UB	< 0.11
RW-11S (236-241) DUP	11/10/2020	< 0.2	< 0.32	1.2	< 0.89	< 0.89	< 0.11	< 0.11
RW-11S (236-241)	3/10/2021	< 0.2	< 0.32	1.5	< 0.89	< 0.89	< 0.84	< 0.84
RW-11S (236-241)	8/19/2021	< 0.2	< 0.32	1.5	< 0.89	< 0.89	1.6	< 0.84
RW-11S (236-241)	11/16/2021	< 0.2	< 0.32	3.1	< 0.89	< 0.89	< 0.84	< 0.84
RW-11S (236-241) DUP	11/16/2021	< 0.2	< 0.32	2.3	< 0.89	< 0.89	< 0.84	< 0.84
RW-11S (236-241)	2/9/2022	< 0.2	< 0.32	2.3	< 0.89	< 0.89	< 0.84	< 0.84
RW-11S (236-241)	5/16/2022	< 0.2	< 0.32	2.2	< 0.89	< 0.89	< 0.84	< 0.84
RW-11S (236-241)	8/3/2022	< 0.2	< 0.32	1.3	< 0.89	< 0.89	< 0.84	< 0.84
RW-11S (236-241)	11/14/2022	< 0.2	< 0.32	2	< 0.89	< 0.89	< 0.84	< 0.84
RW-11S (236-241)	2/17/2023	< 0.2	< 0.32	1.5	< 0.89	< 0.89	< 0.84	< 0.84
RW-11S (236-241)	8/14/2023	0.25 J	< 0.32	2	< 1.2	< 1.2	< 0.42	< 0.42
RW-11S (236-241)	2/22/2024	< 0.2	< 0.32	1.6	< 1.2	< 1.2	0.49 J	< 0.42
RW-11D (262-267)	5/1/2012	< 0.22	< 0.37					
RW-11D (262-267)	11/14/2013	0.56 J	< 0.39		< 1.5	< 1.5	3.3	< 2.4

TABLE 13A
SUMMARY OF HISTORICAL GROUNDWATER RESULTS FOR BENZENE, CHLOROETHANE, 1,4-DIOXANE, ARSENIC AND LEAD
RINGWOOD MINES/LANDFILL SUPERFUND SITE
(all values ug/L)

Well ID	Sample Date	Benzene	Chloro ethane	1,4-Dioxane	Total Arsenic	Dissolved Arsenic	Total Lead	Dissolved Lead
NJGWQS		1	5^	0.4	3	3	5	5
RW-11D (262-267)	9/15/2014	2	< 0.56		< 3	< 2.6	< 1.3	< 1.3
RW-11D (262-267)	8/26/2015	1.6	< 0.36	26	2.4	< 2.5	0.69 J	< 1
RW-11D (262-267)	12/17/2015	2.4	< 0.37	17.9				
RW-11D (262-267)	5/27/2016	3	1.6	16 D				
RW-11D (262-267)	8/23/2016	6.4	8.6	73.4	0.88 J	0.92 J	< 0.38	< 0.38
RW-11D (262-267)	2/7/2017	1.5	< 0.37	86.6	0.68 J	0.67 J	< 0.38	< 0.38
RW-11D (262-267)	8/29/2017	6.3	4.6	88.3	0.76 J	0.68 J	< 0.38	< 0.38
RW-11D (262-267)	8/31/2018	11	5.5	41	0.93 J	< 0.77	0.59 UB	< 0.37
RW-11D (262-267)	11/10/2020	5.7	2.2	62	1 J	1.5 J	0.83 UB	< 0.11
RW-11D (262-267)	3/10/2021	8.3	3.7	61	< 0.89	2.2	< 0.84	< 0.84
RW-11D (262-267)	8/19/2021	13	3.2	50	< 0.89	< 0.89	< 0.84	< 0.84
RW-11D (262-267)	11/16/2021	9.4	< 0.32	59	< 0.89	< 0.89	< 0.84	< 0.84
RW-11D (262-267)	2/9/2022	7.5	< 0.32	69	< 0.89	1.5 J	< 0.84	< 0.84
RW-11D (262-267)	5/16/2022	8.3	2.8	57	< 0.89	< 0.89	< 0.84	< 0.84
RW-11D (262-267)	8/3/2022	8.8	2.2	55	< 0.89	< 0.89	< 0.84	< 0.84
RW-11D (262-267)	11/14/2022	9	3	63	1.1 J	< 0.89	< 0.84	< 0.84
RW-11D (262-267)	2/17/2023	13	3.3	50	< 0.89	< 0.89	< 0.84	< 0.84
RW-11D (262-267)	8/14/2023	15	5	72	< 1.2	< 1.2	< 0.42	< 0.42
RW-11D (262-267)	2/22/2024	17	6.7	48	1.2 J	< 1.2	0.65 J	< 0.42
RW-12 (55-65)	9/19/2014	< 0.21	< 0.56		< 2.6	2.6 B	< 3	< 3
RW-12 (55-65)	8/17/2015	< 0.2	< 0.36	< 0.27	13	12	< 0.2	< 0.2
RW-12 (55-65)	8/22/2016	< 0.09	< 0.37	< 0.0815	12	13.9	< 0.44	< 0.44
RW-12 (55-65)	8/18/2017	< 0.09	< 0.37	< 0.0815	16.4	17.4	< 0.38	< 0.38
RW-12 (55-65)	8/29/2018	< 0.43	< 0.32	< 0.016	14.8	16	0.57 J	< 0.37
RW-12 (55-65)	11/11/2020	< 0.2	< 0.32	< 0.016	19.8	26.8	0.5 UB	< 0.11
RW-12 (55-65)	8/18/2021	< 0.2	< 0.32	< 0.016	21.8	24.4	1.3	< 0.84
RW-12 (55-65)	5/18/2022	< 0.2	< 0.32	< 0.072	15.4	17.3	1.6	< 0.84
RW-12 (55-65)	8/4/2022	< 0.2	< 0.32	< 0.072	11.9	10.9	0.87 J	< 0.84
RW-12 (55-65)	2/22/2023	< 0.2	< 0.32	< 0.072	7.2	10.4	< 0.84	< 0.84
RW-12 (55-65)	8/9/2023	< 0.2	< 0.32	< 0.072	10	11.3 J	< 0.42	< 0.42
RW-12 (55-65)	2/22/2024	< 0.2	< 0.32	< 0.072	6.8	8.3	2.3	< 0.42
RW-12 (130-140)	9/19/2014	< 0.21	< 0.56		< 2.6	< 2.6	< 3	< 3
RW-12 (130-140)	8/12/2015	< 0.2	< 0.36	< 0.27	13 B	< 0.5	< 0.2	< 0.2
RW-12 (130-140)	8/25/2016	< 0.09	< 0.37	< 0.0781	13.5	15	0.41 J	< 0.38
RW-12 (130-140)	8/18/2017	< 0.09	< 0.37	< 0.0781	8.2	7	4.5	< 0.38
RW-12 (130-140)	8/29/2018	< 0.43	< 0.32	< 0.016	5.6	5.7	0.93 J	< 0.37
RW-12 (130-140)	11/11/2020	< 0.2	< 0.32	< 0.016	8.3	11.2	2	< 0.11
RW-12 (130-140)	8/18/2021	< 0.2	< 0.32	< 0.016	9.9	11.5	2.1	< 0.84
RW-12 (130-140)	5/18/2022	< 0.2	< 0.32	< 0.072	7	10.7	1.8	< 0.84
RW-12 (130-140)	8/4/2022	< 0.2	< 0.32	< 0.072	5.1	9.3	3.3	< 0.84
RW-12 (130-140)	2/22/2023	< 0.2	< 0.32	< 0.072	10.1	11.2	< 0.84	< 0.84
RW-12 (130-140)	8/9/2023	< 0.2	< 0.32	< 0.072	9.5	11.6 J	1.5	< 0.42
RW-12 (130-140)	2/22/2024	< 0.2	< 0.32	< 0.072	7.9	8.8	4.2	0.98 J
RW-14S (135-155)	8/29/2016	< 0.09	< 0.37	0.251	14	11.3	0.81 J	< 0.38
RW-14S (135-155)	2/8/2017	< 0.09	< 0.37	< 0.0735	6.6	7	< 0.38	< 0.38

TABLE 13A
SUMMARY OF HISTORICAL GROUNDWATER RESULTS FOR BENZENE, CHLOROETHANE, 1,4-DIOXANE, ARSENIC AND LEAD
RINGWOOD MINES/LANDFILL SUPERFUND SITE
(all values ug/L)

Well ID	Sample Date	Benzene	Chloro ethane	1,4-Dioxane	Total Arsenic	Dissolved Arsenic	Total Lead	Dissolved Lead
NJGWQS		1	5^	0.4	3	3	5	5
RW-14S (135-155)	8/18/2017	< 0.09	< 0.37	0.163	4.8	4.7	< 0.38	< 0.38
RW-14S (135-155)	8/31/2018	< 0.43	< 0.32	< 0.016	1.4 J	2.1	< 0.37	< 0.37
RW-14S (135-155)	11/10/2020	< 0.2	< 0.32	0.13 J	< 0.89	< 0.89	< 0.11	< 0.11
RW-14S (135-155)	3/10/2021	< 0.2	< 0.32	< 0.016	< 0.89	< 0.89	< 0.84	< 0.84
RW-14S (135-155)	8/19/2021	< 0.2	< 0.32	0.17 J	< 0.89	< 0.89	< 0.84	< 0.84
RW-14S (135-155)	11/15/2021	< 0.2	< 0.32	0.29	< 0.89	< 0.89	< 0.84	< 0.84
RW-14S (135-155)	2/10/2022	< 0.2	< 0.32	0.13 J	< 0.89	< 0.89	< 0.84	< 0.84
RW-14S (135-155)	5/17/2022	< 0.2	< 0.32	0.32	< 0.89	< 0.89	< 0.84	< 0.84
RW-14S (135-155)	8/5/2022	< 0.2	< 0.32	< 0.072	< 0.89	< 0.89	< 0.84	< 0.84
RW-14S (135-155)	11/15/2022	< 0.2	< 0.32	< 0.072	< 0.89	< 0.89	< 0.84	< 0.84
RW-14S (135-155)	2/20/2023	< 0.2	< 0.32	< 0.072	< 0.89	1.6 J	< 0.84	< 0.84
RW-14S (135-155)	8/10/2023	< 0.2	< 0.32	< 0.072	< 1.2	< 1.2	< 0.42	< 0.42
RW-14S (135-155)	2/23/2024	< 0.2	< 0.32	< 0.072	< 1.2	< 1.2	0.51 J	< 0.42
RW-14D (175-185)	8/29/2016	0.31 J	< 0.37	0.973	8.8	1.1 J	< 0.38	< 0.38
RW-14D (175-185)	2/8/2017	0.21 J	< 0.37	0.834	13.8	0.88 J	< 0.38	< 0.38
RW-14D (175-185)	8/16/2017	0.31 J	1.3	0.719	8.9	1.4 J	< 0.38	< 0.38
RW-14D (175-185)	8/31/2018	< 0.43	0.6 J	0.36	5.2	1.3 J	< 0.37	< 0.37
RW-14D (175-185)	11/10/2020	< 0.2	< 0.32	0.33	4.2	2.1	< 0.11	< 0.11
RW-14D (175-185)	3/10/2021	< 0.2	< 0.32	< 0.016	3.5	1.1 J	< 0.84	< 0.84
RW-14D (175-185)	8/19/2021	< 0.2	< 0.32	0.23	2.7	2.5	< 0.84	< 0.84
RW-14D (175-185)	11/15/2021	< 0.2	< 0.32	< 0.016	2.7	< 0.89	< 0.84	< 0.84
RW-14D (175-185)	2/10/2022	< 0.2	< 0.32	< 0.072	2.5	< 0.89	< 0.84	< 0.84
RW-14D (175-185)	5/17/2022	< 0.2	< 0.32	< 0.072	2.7	1.1 J	< 0.84	< 0.84
RW-14D (175-185)	8/5/2022	< 0.2	< 0.32	< 0.072	2.8	1.4 J	< 0.84	< 0.84
RW-14D (175-185)	11/15/2022	< 0.2	< 0.32	0.2	2.7	1.8 J	< 0.84	< 0.84
RW-14D (175-185)	2/20/2023	< 0.2	0.35 J	< 0.072	2.2	1.3 J	< 0.84	< 0.84
RW-14D (175-185)	8/10/2023	< 0.2	< 0.32	< 0.072	2.3	1.9 J	< 0.42	< 0.42
RW-14D (175-185)	2/23/2024	< 0.2	< 0.32	< 0.072	2.3	1.6 J	< 0.42	< 0.42
RW-15S (110-120)	8/24/2016	< 0.09	< 0.37	0.277 B	12.7	7.8	0.58 J	< 0.38
RW-15S (110-120)	2/8/2017	< 0.09	< 0.37	0.252	25.6	12.6	< 0.38	< 0.38
RW-15S (110-120)	8/17/2017	< 0.09	< 0.37	< 0.0773	36.8	27.9	< 0.38	< 0.38
RW-15S (110-120)	8/31/2018	< 0.43	< 0.32	< 0.016	23.5	31	0.51 UB	< 0.37
RW-15S(110-120) DUP	8/31/2018	< 0.43	< 0.32	< 0.016	20.8	28.3	< 0.37	< 0.37
RW-15S (110-120)	11/10/2020	< 0.2	< 0.32	0.087 J	27.8	23.9	0.45 UB	0.17 UB
RW-15S (110-120)	3/10/2021	< 0.2	< 0.32	< 0.016	16.9	18.4	< 0.84	< 0.84
RW-15S(110-120) DUP	3/10/2021	< 0.2	< 0.32	< 0.016	16.2	17.7	< 0.84	< 0.84
RW-15S (110-120)	8/20/2021	< 0.2	< 0.32	0.17 J	10.2	13.1	< 0.84	< 0.84
RW-15S (110-120) DUP	8/20/2021	< 0.2	< 0.32	0.19 J	12.4	13.2	< 0.84	< 0.84
RW-15S (110-120)	11/16/2021	< 0.2	< 0.32	< 0.016	12.1	10.1	< 0.84	< 0.84
RW-15S (110-120)	2/9/2022	< 0.2	< 0.32	0.36	11.7	10.6	< 0.84	< 0.84
RW-15S-(110-120) DUP	2/9/2022	< 0.2	< 0.32	0.35	12.6	10.7	< 0.84	< 0.84
RW-15S (110-120)	5/17/2022	< 0.2	< 0.32	0.4	9.5	10.9	< 0.84	< 0.84
RW-15S-(110-120) DUP	5/17/2022	< 0.2	< 0.32	0.31	8.9	11	< 0.84	< 0.84
RW-15S (110-120)	8/3/2022	< 0.2	< 0.32	0.35	8	7.4	< 0.84	< 0.84
RW-15S-(110-120) DUP	8/3/2022	< 0.2	< 0.32	0.45	7.7	6.8	< 0.84	< 0.84

TABLE 13A
SUMMARY OF HISTORICAL GROUNDWATER RESULTS FOR BENZENE, CHLOROETHANE, 1,4-DIOXANE, ARSENIC AND LEAD
RINGWOOD MINES/LANDFILL SUPERFUND SITE
(all values ug/L)

Well ID	Sample Date	Benzene	Chloro ethane	1,4-Dioxane	Total Arsenic	Dissolved Arsenic	Total Lead	Dissolved Lead
NJGWQS		1	5^	0.4	3	3	5	5
RW-15S (110-120)	11/15/2022	< 0.2	< 0.32	0.76	4.2	3.5	< 0.84	< 0.84
RW-15S(110-120) DUP	11/15/2022	< 0.2	< 0.32	0.76	22.1	< 0.89	< 0.84	< 0.84
RW-15S (110-120)	2/20/2023	< 0.2	< 0.32	0.53	4	4.7	< 0.84	< 0.84
RW-15S (110-120) DUP	2/20/2023	< 0.2	< 0.32	0.79	4.3	3.1	< 0.84	< 0.84
RW-15S (110-120)	8/14/2023	< 0.2	< 0.32	0.75	3.2	3.7 J	< 0.42	< 0.42
RW-15S(110-120) DUP	8/14/2023	< 0.2	< 0.32	0.79	2.9	3.3 J	< 0.42	< 0.42
RW-15S (110-120)	2/23/2024	< 0.2	< 0.32	0.55	2.8	3.1	< 0.42	< 0.42
RW-15S DUP	2/23/2024	< 0.2	< 0.32	0.51	2.2	3.5	< 0.42	< 0.42
RW-15D (127-137)	8/24/2016	< 0.09	< 0.37	0.86	2.2	1.2 J	< 0.38	< 0.38
RW-15D (127-137)	2/8/2017	< 0.09	< 0.37	0.846	4.4	4.2	< 0.38	< 0.38
RW-15D (127-137)	8/17/2017	< 0.09	< 0.37	0.982	5.3	4.7	< 0.38	< 0.38
RW-15D (127-137)	8/31/2018	< 0.43	< 0.32	0.49	6.8	8.2	< 0.37	< 0.37
RW-15D (127-137)	11/10/2020	< 0.2	< 0.32	0.58	8.1	11.2	0.24 UB	0.12 UB
RW-15D (127-137)	3/10/2021	< 0.2	< 0.32	0.74	12.1	17.8	< 0.84	< 0.84
RW-15D (127-137)	8/20/2021	< 0.2	< 0.32	0.49	12	14.3	< 0.84	< 0.84
RW-15D (127-137)	11/16/2021	< 0.2	< 0.32	< 0.016	14.4	12.9	< 0.84	< 0.84
RW-15D (127-137)	2/9/2022	< 0.2	< 0.32	0.59	9.6	10	< 0.84	< 0.84
RW-15D (127-137)	5/17/2022	< 0.2	< 0.32	0.74	13.1	12.5	< 0.84	< 0.84
RW-15D (127-137)	8/3/2022	< 0.2	< 0.32	0.55	11.3	12.6	< 0.84	< 0.84
RW-15D (127-137)	11/15/2022	< 0.2	< 0.32	0.88	16.1	13.3	< 0.84	< 0.84
RW-15D (127-137)	2/20/2023	< 0.2	< 0.32	0.8	15.8	13.6	< 0.84	< 0.84
RW-15D (127-137)	8/14/2023	< 0.2	< 0.32	0.65	15.4	12.3 J	< 0.42	< 0.42
RW-15D (127-137)	2/23/2024	< 0.2	< 0.32	0.31	9.7	9.2	0.61 J	< 0.42
RW-16	5/24/2016	< 0.09	< 0.37	< 0.16				
RW-16	8/16/2016	< 0.09	< 0.37	< 0.075	< 0.71	< 0.71	< 0.44	< 0.44
RW-16	2/2/2017	< 0.09	< 0.37	< 0.075	< 0.64	< 0.64	< 0.38	< 0.38
RW-16	8/17/2017	< 0.09	< 0.37	< 0.0765	< 0.64	< 0.64	< 0.38	< 0.38
RW-16	8/21/2018	< 0.43	< 0.32	< 0.016	< 0.77	< 0.77	< 0.37	< 0.37
RW-16	11/10/2020	< 0.2	< 0.32	< 0.016	< 0.89	< 0.89	< 0.11	< 0.11
RW-16	8/20/2021	< 0.2	< 0.32	< 0.016	< 0.89	< 0.89	< 0.84	< 0.84
RW-16	2/11/2022	< 0.2	< 0.32	< 0.072	< 0.89	< 0.89	< 0.84	< 0.84
RW-16	8/3/2022	< 0.2	< 0.32	< 0.072	< 0.89	< 0.89	< 0.84	< 0.84
RW-16	2/20/2023	< 0.2	< 0.32	< 0.072	< 0.89	< 0.89	< 0.84	< 0.84
RW-16	8/9/2023	< 0.2	< 0.32	< 0.072	< 1.2	< 1.2	< 0.42	< 0.42
RW-16	2/21/2024	< 0.2	< 0.32	< 0.072	< 1.2	< 1.2	< 0.42	< 0.42

See Table 11 for validation qualifiers.
Result exceeds NJGWQS (NJAC 7:9C August 2018)
< = not detected - value is method detection limit
Blank cells - Not Analyzed
NJGWQS = New Jersey Groundwater Quality Standards
^ = NJGWQS for this compound is an Interim Specific Standard

TABLE 13B
SUMMARY OF HISTORICAL SURFACE WATER RESULTS FOR BENZENE, CHLOROETHANE, 1,4-DIOXANE, ARSENIC AND LEAD
RINGWOOD MINES/LANDFILL SUPERFUND SITE
(all values ug/L)

Location	Sample Date	Benzene	Chloro ethane	1,4-Dioxane	Total Arsenic	Dissolved Arsenic	Total Lead	Dissolved Lead
NJSWQS		0.15			0.017	0.017	5	5
SR-3 Pond	8/19/2015	< 0.2	< 0.36	1.6 J	1.8 J B	< 0.5	0.28 J	< 0.2
SR-3 Pond	12/16/2015	0.51 J	2.8	1.9				
SR-3 POND	5/20/2016	0.32 J	1.6	1.9				
SR-3 Pond	8/19/2016	< 0.09	< 0.37	2.94	< 0.71	< 0.71	< 0.44	< 0.44
SR-3 Pond	8/14/2017	< 0.09	0.47 J	2.34	< 0.64	< 0.64	< 0.38	< 0.38
SR-3 POND	8/27/2018	< 0.43	< 0.32	1.4	< 0.77	< 0.77	< 0.37	< 0.37
SR-3 Pond	11/9/2020	< 0.2	< 0.32	0.84 B	< 0.89	< 0.89	0.11 J	< 0.11
SR-3 Pond	3/8/2021	0.43 J	1.2	0.91	< 0.89	< 0.89	< 0.84	< 0.84
SR-3 Pond	8/17/2021	< 0.2	< 0.32	0.54	< 0.89	< 0.89	< 0.84	< 0.84
SR-3 POND	11/16/2021	< 0.2	0.69 J	1.2	< 0.89	< 0.89	< 0.84	< 0.84
SR-3 POND	2/8/2022	< 0.2	2.2	1	< 0.89	< 0.89	< 0.84	< 0.84
SR-3 Pond	5/17/2022	0.32 J	0.8 J	0.71	0.94 J	< 0.89	< 0.84	< 0.84
SR-3 POND	8/2/2022	< 0.2	0.73 J	0.59	1.1 J	< 0.89	1.6	< 0.84
SR-3 Pond	11/14/2022	< 0.2	0.77 J	1.2	< 0.89	< 0.89	< 0.84	< 0.84
SR-3 Pond	2/16/2023	< 0.2	< 0.32	1	3.4	< 0.89	9.8	< 0.84
SR3 Pond DUP	2/16/2023	< 0.2	< 0.32	< 0.072	2.4	< 0.89	7.3	< 0.84
SR-3 Pond	8/8/2023	< 0.2	0.69 J	0.84 F	1.4 J	< 1.2	< 0.42	< 0.42
SR-3 POND	2/20/2024	< 0.2	1	1.4	< 1.2	< 1.2	< 0.42	< 0.42
SR-3 SEEP 1	6/6/2011	0.48 J	< 0.37		< 0.92	< 0.92	1.6 J	< 0.94
SR-3 SEEP 1	5/3/2012	0.85 J	2.6		0.73 J		< 1.7	
SR-3 Seep 1	4/22/2015	< 0.24	< 0.34					
SR-3 Seep 1	6/1/2015	< 0.2	< 0.36					
SR-3 Seep 1	8/19/2015	0.33 J	0.83 J	2 J	4.7 B	< 0.5	4.3	< 0.2
SR-3 Seep 1	12/16/2015	0.75 J	3.6	2.16				
SR-3 Seep 1	5/20/2016	< 0.09	< 0.37	0.24 J				
SR-3 SEEP 1	8/19/2016	0.38 J	2.5	3.43	1.4 J	< 0.71	17	< 0.44
SR-3 SEEP 1	2/6/2017	0.31 J	1.3	3.85	< 0.64	< 0.64	< 0.38	< 0.38
SR-3 Seep 1	8/14/2017	0.31 J	< 0.37	1.6	5.1	< 0.64	6.8	< 0.38
SR-3 SEEP 1	8/27/2018	0.53 J	1.9	1.5	1.4 J	< 0.77	1.1 J	< 0.37
SR-3 Seep 1	11/9/2020	< 0.2	< 0.32	0.8 B	< 0.89	< 0.89	< 0.11	< 0.11
SR-3 Seep 1	3/8/2021	< 0.2	< 0.32	< 0.016	< 0.89	< 0.89	1.4	< 0.84
SR-3 Seep 1	8/17/2021	< 0.2	< 0.32	0.39	< 0.89	< 0.89	< 0.84	< 0.84
SR-3 SEEP 1	11/16/2021	< 0.2	< 0.32	< 0.016	< 0.89	< 0.89	< 0.84	< 0.84
SR-3 SEEP 1	2/8/2022	< 0.2	< 0.32	1.8	0.9 J	< 0.89	< 0.84	< 0.84
SR-3 Seep 1	8/8/2023	< 0.2	0.86 J	1.5	< 1.2	< 1.2	0.52 J	< 0.42
SR-3 SEEP 2	5/4/2012	< 0.22	< 0.37		2.5		2.1 B	
SR-3 Seep 2	8/19/2015	0.67 J	1.8	1.3 J	2.7 B	< 0.5	0.81 J	< 0.2
SR-3 Seep 2	12/16/2015	2.4	11	3.56				
SR-3 Seep 2	5/20/2016	1.7	5.9	0.67				
SR-3 SEEP 2	8/19/2016	0.61 J	4.1	3.5	0.8 J	< 0.71	0.9 J	< 0.44
SR-3 SEEP 2	2/6/2017	0.91 J	3.6	4.78	3.3	< 0.64	5.1	< 0.38
SR-3 Seep 2	8/14/2017	0.76 J	< 0.37	1.65	1.3 J	< 0.64	0.84 J	< 0.38

TABLE 13B
SUMMARY OF HISTORICAL SURFACE WATER RESULTS FOR BENZENE, CHLOROETHANE, 1,4-DIOXANE, ARSENIC AND LEAD
RINGWOOD MINES/LANDFILL SUPERFUND SITE
(all values ug/L)

Location	Sample Date	Benzene	Chloro ethane	1,4-Dioxane	Total Arsenic	Dissolved Arsenic	Total Lead	Dissolved Lead
NJSWQS		0.15			0.017	0.017	5	5
SR-3 SEEP 2	8/27/2018	0.72 J	2.9	1.6	1.2 J	< 0.77	0.96 J	< 0.37
SR-3 Seep 2	11/9/2020	< 0.2	2	0.86 B	< 0.89	< 0.89	0.88 J	< 0.11
SR-3 Seep 2	3/8/2021	1.3	3.2	1.1	< 0.89	< 0.89	1.1 J	< 0.84
SR-3 Seep 2	8/17/2021	< 0.2	< 0.32	2	12	< 0.89	< 0.84	< 0.84
SR-3 SEEP 2	11/16/2021	0.54 J	1.4	1.4	< 0.89	< 0.89	< 0.84	< 0.84
SR-3 SEEP 2	2/8/2022	< 0.2	1.3	0.83	< 0.89	< 0.89	< 0.84	< 0.84
SR-3 SEEP 2	5/17/2022	0.6 J	1.3	0.8	< 0.89	< 0.89	< 0.84	< 0.84
SR-3 SEEP 2	8/2/2022	0.35 J	1.5 *1	< 0.072	1.1 J	< 0.89	3.1	< 0.84
SR-3 Seep 2	11/14/2022	0.33 J	1.3	1.6	1.1 J	< 0.89	0.95 J	< 0.84
SR-3 Seep 2	2/16/2023	1.5	3.8	2.5	< 0.89	< 0.89	< 0.84	< 0.84
SR-3 Seep 2	8/8/2023	< 0.2	0.59 J	1.1	< 1.2	< 1.2	< 0.42	< 0.42
SR-3 SEEP 2	2/20/2024	0.69 J	1.6	0.97	< 1.2	< 1.2	< 0.42	< 0.42
SW-03	5/4/2012	< 0.22	< 0.37		< 1		< 1.7	
SW-03	8/20/2015	< 0.2	< 0.36	< 0.27	< 0.5	< 0.5	< 0.2	< 0.2
SW-03	5/19/2016	< 0.09	< 0.37	< 0.16				
SW-03	8/19/2016	< 0.09	< 0.37	< 0.0735	< 0.71	< 0.71	< 0.44	< 0.44
SW-03	8/15/2017	< 0.09	< 0.37	< 0.0781	< 0.64	< 0.64	0.5 J	< 0.38
SW-03	8/27/2018	< 0.43	< 0.32	< 0.016	< 0.77	< 0.77	< 0.37	< 0.37
SW-03	11/9/2020	< 0.2	< 0.32	< 0.016	< 0.89	< 0.89	0.12 J	< 0.11
SW-03	8/17/2021	< 0.2	< 0.32	0.083 J	< 0.89	< 0.89	1.3	< 0.84
SW-03	2/8/2022	< 0.2	< 0.32	< 0.072	< 0.89	< 0.89	< 0.84	< 0.84
SW-03	8/2/2022	< 0.2	< 0.32	< 0.072	< 0.89	< 0.89	< 0.84	< 0.84
SW-03	2/16/2023	< 0.2	< 0.32	< 0.072	< 0.89	< 0.89	< 0.84	< 0.84
SW-03	8/8/2023	< 0.2	< 0.32	< 0.072	< 1.2	< 1.2	0.46 J	< 0.42
SW-03	2/20/2024	< 0.2	< 0.32	<0.072	< 1.2	< 1.2	< 0.42	< 0.42
SW-04	11/3/2004	< 0.31	< 0.73		< 5		< 3	
SW-04	5/19/2016	< 0.09	< 0.37	< 0.16				
SW-04	8/19/2016	< 0.09	< 0.37	< 0.0735	< 0.71	< 0.71	< 0.44	< 0.44
SW-04	2/6/2017	< 0.09	< 0.37	< 0.0798	< 0.64	< 0.64	< 0.38	< 0.38
SW-04	8/15/2017	< 0.09	< 0.37	< 0.075	< 0.64	< 0.64	< 0.38	0.56 J
SW-04	8/27/2018	< 0.43	< 0.32	< 0.016	< 0.77	< 0.77	< 0.37	< 0.37
SW-04	11/9/2020	< 0.2	< 0.32	< 0.016	< 0.89	< 0.89	< 0.11	< 0.11
SW-04	8/17/2021	< 0.2	< 0.32	< 0.016	< 0.89	< 0.89	< 0.84	< 0.84
SW-04	2/8/2022	< 0.2	< 0.32	< 0.072	1.1 J	< 0.89	< 0.84	< 0.84
SW-04	8/2/2022	< 0.2	< 0.32	< 0.072	< 0.89	< 0.89	< 0.84	< 0.84
SW-04	2/16/2023	< 0.2	< 0.32	< 0.072	< 0.89	< 0.89	< 0.84	< 0.84
SW-04	8/8/2023	< 0.2	< 0.32	< 0.072	< 1.2	< 1.2	0.82 J	< 0.42
SW-04	2/20/2024	< 0.2	< 0.32	<0.072	< 1.2	< 1.2	< 0.42	< 0.42
SW-11	5/3/2012	< 0.22	< 0.37		< 1		< 1.7	
SW-11	8/21/2015	< 0.2	< 0.36	< 0.27	< 0.5	< 0.5	< 0.2	< 0.2
SW-11	8/19/2016	< 0.09	< 0.37	< 0.0798	< 0.71	< 0.71	< 0.44	< 0.44
SW-11	8/14/2017	< 0.09	< 0.37	< 0.0781	< 0.64	< 0.64	< 0.38	< 0.38

TABLE 13B
SUMMARY OF HISTORICAL SURFACE WATER RESULTS FOR BENZENE, CHLOROETHANE, 1,4-DIOXANE, ARSENIC AND LEAD
RINGWOOD MINES/LANDFILL SUPERFUND SITE
(all values ug/L)

Location	Sample Date	Benzene	Chloro ethane	1,4-Dioxane	Total Arsenic	Dissolved Arsenic	Total Lead	Dissolved Lead
NJSWQS		0.15			0.017	0.017	5	5
SW-11	8/27/2018	< 0.43	< 0.32	< 0.016	< 0.77	< 0.77	< 0.37	< 0.37
SW-11 DUP	8/27/2018	< 0.43	< 0.32	< 0.016	< 0.77	< 0.77	< 0.37	< 0.37
SW-11	11/9/2020	< 0.2	< 0.32	< 0.016	< 0.89	< 0.89	< 0.11	< 0.11
SW-11	8/17/2021	< 0.2	< 0.32	< 0.016	< 0.89	< 0.89	< 0.84	< 0.84
SW-11 DUP	8/17/2021	< 0.2	< 0.32	< 0.016	< 0.89	< 0.89	< 0.84	< 0.84
SW-11	2/8/2022	< 0.2	< 0.32	< 0.072	< 0.89	< 0.89	< 0.84	< 0.84
SW-11	2/16/2023	< 0.2	< 0.32	< 0.072	< 0.89	< 0.89	< 0.84	< 0.84
SW-11	8/8/2023	< 0.2	< 0.32	< 0.072	< 1.2	< 1.2	< 0.42	< 0.42
SW-11	2/20/2024	< 0.2	< 0.32	<0.072	< 1.2	< 1.2	< 0.42	< 0.42
SW-11 DUP	2/20/2024	< 0.2	< 0.32	<0.072	< 1.2	< 1.2	< 0.42	< 0.42
SW-MRB-00	6/8/2011	< 0.05	< 0.37		< 1		< 3	
SW-MRB-00	5/4/2012	< 0.22	< 0.37		< 1		< 1.7	
SW-MRB-00	8/20/2015	< 0.2	< 0.36	< 0.27	0.65 J	0.6 J	0.87 J	0.23 J
SW-MRB-00	8/19/2016	< 0.09	< 0.37	< 0.075	< 0.71	< 0.71	< 0.44	< 0.44
SW-MRB-00	8/15/2017	< 0.09	< 0.37	< 0.0781	< 0.64	< 0.64	0.54 J	< 0.38
SW-MRB-00	8/27/2018	< 0.43	< 0.32	< 0.016	< 0.77	< 0.77	0.47 J	< 0.37
SW-MRB-00	11/9/2020	< 0.2	< 0.32	< 0.016	< 0.89	< 0.89	0.14 J	< 0.11
SW-MRB-00	8/17/2021	< 0.2	< 0.32	< 0.016	< 0.89	< 0.89	< 0.84	< 0.84
SW-MRB-00	2/8/2022	< 0.2	< 0.32	< 0.072	< 0.89	< 0.89	< 0.84	< 0.84
SW-MRB-00	2/16/2023	< 0.2	< 0.32	< 0.072	< 0.89	< 0.89	< 0.84	< 0.84
SW-MRB-00	8/8/2023	< 0.2	< 0.32	< 0.072	< 1.2	< 1.2	0.49 J	< 0.42
SW-MRB-00	2/20/2024	< 0.2	< 0.32	<0.072	< 1.2	< 1.2	0.56 J	< 0.42
SW-MRB-01	11/16/2005	< 0.23	< 0.99		< 5		< 3	
SW-MRB-01	6/8/2011	< 0.05	< 0.37		< 1		< 3	
SW-MRB-01	5/2/2012	< 0.22	< 0.37		1.2 J		5.6	
SW-MRB-01	8/20/2015	< 0.2	< 0.36	< 0.27	0.76 J	0.59 J	1.2 J	< 0.2
SW-MRB-01	8/22/2016	< 0.09	< 0.37	< 0.0735	< 0.71	< 0.71	< 0.44	< 0.44
SW-MRB-01	8/15/2017	< 0.09	< 0.37	< 0.075	< 0.64	< 0.64	0.62 J	< 0.38
SW-MRB-01	8/27/2018	< 0.43	< 0.32	< 0.016	< 0.77	< 0.77	< 0.37	< 0.37
SW-MRB-01	11/9/2020	< 0.2	< 0.32	< 0.016	< 0.89	< 0.89	< 0.11	< 0.11
SW-MRB-01	8/17/2021	< 0.2	< 0.32	< 0.016	< 0.89	< 0.89	2.8	< 0.84
SW-MRB-01	2/8/2022	< 0.2	< 0.32	< 0.072	< 0.89	< 0.89	< 0.84	< 0.84
SW-MRB-01	2/16/2023	< 0.2	< 0.32	< 0.072	< 0.89	< 0.89	< 0.84	< 0.84
SW-MRB-01	8/8/2023	< 0.2	< 0.32	< 0.072	< 1.2	< 1.2	< 0.42	< 0.42
SW-MRB-01	2/20/2024	< 0.2	< 0.32	<0.072	< 1.2	< 1.2	< 0.42	< 0.42
SW-MRB-02	11/15/2005	< 0.23	< 0.99		< 5		< 3	
SW-MRB-02	6/8/2011	< 0.05	< 0.37		< 1		< 3	
SW-MRB-02	5/1/2012	< 0.22	< 0.37		< 1		< 1.7	
SW-MRB-02	8/20/2015	< 0.2	< 0.36	< 0.27	0.8 J	0.54 J	0.91 J	< 0.2
SW-MRB-02	5/19/2016	< 0.09	< 0.37	< 0.15				
SW-MRB-02	8/19/2016	< 0.09	< 0.37	< 0.075	< 0.71	< 0.71	0.68 J	< 0.44
SW-MRB-02	8/15/2017	< 0.09	< 0.37	< 0.075	< 0.64	< 0.64	0.72 J	< 0.38

TABLE 13B
SUMMARY OF HISTORICAL SURFACE WATER RESULTS FOR BENZENE, CHLOROETHANE, 1,4-DIOXANE, ARSENIC AND LEAD
RINGWOOD MINES/LANDFILL SUPERFUND SITE
(all values ug/L)

Location	Sample Date	Benzene	Chloro ethane	1,4-Dioxane	Total Arsenic	Dissolved Arsenic	Total Lead	Dissolved Lead
NJSWQS		0.15			0.017	0.017	5	5
SW-MRB-02	8/27/2018	< 0.43	< 0.32	< 0.016	< 0.77	< 0.77	0.38 J	< 0.37
SW-MRB-02	11/9/2020	< 0.2	< 0.32	0.97 B	1.1 J	< 0.89	5.2	< 0.11
SW-MRB-02	8/17/2021	< 0.2	< 0.32	< 0.016	1.5 J	< 0.89	< 0.84	< 0.84
SW-MRB-02	2/8/2022	< 0.2	< 0.32	< 0.072	< 0.89	< 0.89	< 0.84	< 0.84
SW-MRB-02	2/16/2023	< 0.2	< 0.32	< 0.072	< 0.89	< 0.89	< 0.84	< 0.84
SW-MRB-02	8/8/2023	< 0.2	< 0.32	< 0.072	< 1.2	< 1.2	0.63 J	< 0.42
SW-MRB-02	2/20/2024	< 0.2	< 0.32	<0.072	< 1.2	< 1.2	0.68 J	< 0.42
SW-MRB-03	11/15/2005	< 0.23	< 0.99		< 5		< 3	
SW-MRB-03	6/8/2011	< 0.05	< 0.37		< 1		< 0.94	
SW-MRB-03	5/1/2012	< 0.22	< 0.37		< 1		< 1.7	
SW-MRB-03	8/20/2015	< 0.2	< 0.36	< 0.27	< 0.5	< 0.5	0.29 J	< 0.2
SW-MRB-03	5/19/2016	< 0.09	< 0.37	< 0.16				
SW-MRB-03	8/19/2016	< 0.09	< 0.37	< 0.075	< 0.71	< 0.71	< 0.44	< 0.44
SW-MRB-03	2/6/2017	< 0.09	< 0.37	< 0.0815	< 0.64	< 0.64	< 0.38	< 0.38
SW-MRB-03	8/15/2017	< 0.09	< 0.37	< 0.0765	< 0.64	< 0.64	< 0.38	< 0.38
SW-MRB-03	8/27/2018	< 0.43	< 0.32	< 0.016	< 0.77	< 0.77	< 0.37	< 0.37
SW-MRB-03	11/9/2020	< 0.2	< 0.32	< 0.016	< 0.89	< 0.89	0.19 J	< 0.11
SW-MRB-03	8/17/2021	< 0.2	< 0.32	< 0.016	< 0.89	< 0.89	< 0.84	< 0.84
SW-MRB-03	2/8/2022	< 0.2	< 0.32	< 0.072	< 0.89	< 0.89	< 0.84	< 0.84
SW-MRB-03	8/2/2022	< 0.2	< 0.32	< 0.072	< 0.89	< 0.89	< 0.84	< 0.84
SW-MRB-03	2/16/2023	< 0.2	< 0.32	< 0.072	< 0.89	< 0.89	< 0.84	< 0.84
SW-MRB-03	8/8/2023	< 0.2	< 0.32	< 0.072	< 1.2	< 1.2	0.95 J	< 0.42
SW-MRB-03	2/20/2024	< 0.2	< 0.32	<0.072	< 1.2	< 1.2	< 0.42	< 0.42
SW-NOB-01	11/16/2005	< 0.23	< 0.99		< 5		< 3	
SW-NOB-01	6/9/2011	< 0.09	< 0.37		< 1		2 B	
SW-NOB-01	5/4/2012	< 0.22	< 0.37		0.91 J		5.6	
SW-NOB-01	8/22/2016	< 0.09	< 0.37	< 0.0815	< 0.71	< 0.71	0.67 J	< 0.44
SW-NOB-01	8/27/2018	< 0.43	< 0.32	< 0.016	< 0.77	< 0.77	9.5	< 0.37
SW-NOB-01	11/9/2020	< 0.2	< 0.32	< 0.016	< 0.89	< 0.89	0.11 J	< 0.11
SW-NOB-01	8/17/2021	< 0.2	< 0.32	< 0.016	< 0.89	< 0.89	< 0.84	< 0.84
SW-NOB-01	2/8/2022	< 0.2	< 0.32	< 0.072	< 0.89	< 0.89	< 0.84	< 0.84
SW-NOB-01	8/2/2022	< 0.2	< 0.32	< 0.072	< 0.89	< 0.89	< 0.84	< 0.84
SW-NOB-01	2/16/2023	< 0.2	< 0.32	< 0.072	< 0.89	< 0.89	< 0.84	< 0.84
SW-NOB-01	8/8/2023	< 0.2	< 0.32	< 0.072	< 1.2	< 1.2	< 0.42	< 0.42
SW-NOB-01	2/20/2024	< 0.2	< 0.32	<0.072	< 1.2	< 1.2	< 0.42	< 0.42
SW-NOB-02	11/15/2005	< 0.23	< 0.99		< 5		< 3	
SW-NOB-02	6/7/2011	< 0.05	< 0.37		< 1		< 3	
SW-NOB-02	5/1/2012	< 0.22	< 0.37		< 1		< 1.7	
SW-NOB-02	8/19/2015	< 0.2	< 0.36	< 0.27	1.5 J B	< 0.5	1.2 J	< 0.2
SW-NOB-02	5/19/2016	< 0.09	< 0.37	< 0.16				
SW-NOB-02	8/19/2016	< 0.09	< 0.37	< 0.075	< 0.71	< 0.71	< 0.44	< 0.44
SW-NOB-02	8/15/2017	< 0.09	< 0.37	< 0.0781	< 0.64	< 0.64	1.1 J	< 0.38

TABLE 13B
SUMMARY OF HISTORICAL SURFACE WATER RESULTS FOR BENZENE, CHLOROETHANE, 1,4-DIOXANE, ARSENIC AND LEAD
RINGWOOD MINES/LANDFILL SUPERFUND SITE
(all values ug/L)

Location	Sample Date	Benzene	Chloro ethane	1,4-Dioxane	Total Arsenic	Dissolved Arsenic	Total Lead	Dissolved Lead
NJSWQS		0.15			0.017	0.017	5	5
SW-NOB-02	8/27/2018	< 0.43	< 0.32	< 0.016	< 0.77	< 0.77	0.46 J	< 0.37
SW-NOB-02	11/9/2020	< 0.2	< 0.32	0.25 B	< 0.89	< 0.89	< 0.11	< 0.11
SW-NOB-02	8/17/2021	< 0.2	< 0.32	0.22	< 0.89	< 0.89	0.92 J	< 0.84
SW-NOB-02	2/8/2022	< 0.2	< 0.32	< 0.072	< 0.89	< 0.89	< 0.84	< 0.84
SW-NOB-02	8/2/2022	< 0.2	< 0.32	< 0.072	< 0.89	< 0.89	< 0.84	< 0.84
SW-NOB-02 DUP	8/2/2022	< 0.2	< 0.32	< 0.072	< 0.89	< 0.89	2	< 0.84
SW-NOB-02	2/16/2023	< 0.2	< 0.32	< 0.072	< 0.89	< 0.89	< 0.84	< 0.84
SW-NOB-02	8/8/2023	< 0.2	< 0.32	< 0.072	< 1.2	< 1.2	< 0.42	< 0.42
SW-NOB-02	2/20/2024	< 0.2	< 0.32	<0.072	< 1.2	< 1.2	< 0.42	< 0.42
SW-PAB-00	6/10/2011	< 0.05	< 0.37		< 1		1.5 B	
SW-PAB-00	5/4/2012	< 0.22	< 0.37		< 1		< 1.7	
SW-PAB-00	4/22/2015	< 0.24	< 0.34					
SW-PAB-00	6/2/2015	< 0.2	< 0.36					
SW-PAB-00	8/21/2015	< 0.2	< 0.36	< 0.27	< 0.5	< 0.5	0.36 J	< 0.2
SW-PAB-00	12/16/2015	< 0.09	< 0.37	< 0.056				
SW-PAB-00	5/20/2016	< 0.09	< 0.37	< 0.16				
SW-PAB-00	8/19/2016	< 0.09	< 0.37	< 0.0735	< 0.71	< 0.71	< 0.44	< 0.44
SW-PAB-00	8/14/2017	< 0.09	< 0.37	< 0.0765	< 0.64	< 0.64	0.39 J	< 0.38
SW-PAB-00	8/27/2018	< 0.43	< 0.32	0.41	< 0.77	< 0.77	< 0.37	< 0.37
SW-PAB-00	11/9/2020	< 0.2	< 0.32	< 0.016	< 0.89	< 0.89	< 0.11	< 0.11
SW-PAB-00 DUP	11/9/2020	< 0.2	< 0.32	< 0.016	< 0.89	< 0.89	< 0.11	< 0.11
SW-PAB-00	8/17/2021	< 0.2	< 0.32	< 0.016	< 0.89	< 0.89	2.2	< 0.84
SW-PAB-00	2/8/2022	< 0.2	< 0.32	< 0.072	< 0.89	< 0.89	< 0.84	< 0.84
SW-PAB-00	8/2/2022	< 0.2	< 0.32	< 0.072	< 0.89	< 0.89	< 0.84	< 0.84
SW-PAB-00	2/16/2023	< 0.2	< 0.32	< 0.072	< 0.89	< 0.89	< 0.84	< 0.84
SW-PAB-00	8/8/2023	< 0.2	< 0.32	< 0.072	< 1.2	< 1.2	< 0.42	< 0.42
SW-PAB-00	2/20/2024	< 0.2	< 0.32	<0.072	< 1.2	< 1.2	< 0.42	< 0.42
SW-PAB-01	11/16/2005	< 0.23	< 0.99		< 8		< 3	
SW-PAB-01	6/13/2011	< 0.05	< 0.37		< 1		< 3	
SW-PAB-01	5/3/2012	< 0.22	< 0.37		< 1		< 1.7	
SW-PAB-01	4/22/2015	< 0.24	< 0.34					
SW-PAB-01	6/2/2015	< 0.2	< 0.36					
SW-PAB-01	8/21/2015	< 0.2	< 0.36	< 0.27	0.52 J	< 0.5	0.61 J	< 0.2
SW-PAB-01	12/16/2015	0.33 J	1.2	0.813				
SW-PAB-01	5/20/2016	0.35 J	1.3	0.55				
SW-PAB-01	8/19/2016	0.12 J	1.5	1.4	1.1 J	< 0.71	0.66 J	< 0.44
SW-PAB-01	2/6/2017	0.2 J	0.89 J	1.44	< 0.64	< 0.64	< 0.38	< 0.38
SW-PAB-01	8/14/2017	0.21 J	< 0.37	0.67	0.71 J	< 0.64	< 0.38	< 0.38
SW-PAB-01	8/27/2018	< 0.43	< 0.32	< 0.016	< 0.77	< 0.77	< 0.37	< 0.37
SW-PAB-01	11/9/2020	< 0.2	1.9	0.53 B	< 0.89	< 0.89	0.12 J	< 0.11
SW-PAB-01	8/17/2021	< 0.2	< 0.32	0.35	1 J	< 0.89	1.3	< 0.84
SW-PAB-01	2/8/2022	< 0.2	0.5 J	< 0.072	< 0.89	< 0.89	< 0.84	< 0.84

TABLE 13B
SUMMARY OF HISTORICAL SURFACE WATER RESULTS FOR BENZENE, CHLOROETHANE, 1,4-DIOXANE, ARSENIC AND LEAD
RINGWOOD MINES/LANDFILL SUPERFUND SITE
(all values ug/L)

Location	Sample Date	Benzene	Chloro ethane	1,4-Dioxane	Total Arsenic	Dissolved Arsenic	Total Lead	Dissolved Lead
NJSWQS		0.15			0.017	0.017	5	5
SW-PAB-01 DUP	2/8/2022	< 0.2	< 0.32	0.4	< 0.89	< 0.89	< 0.84	< 0.84
SW-PAB-01	2/16/2023	0.82 J	1.7	2	7.1	< 0.89	27.6	< 0.84
SW-PAB-01	8/8/2023	< 0.2	< 0.32	< 0.072	< 1.2	< 1.2	1.6	< 0.42
SW-PAB-01	2/20/2024	< 0.2	< 0.32	<0.072	< 1.2	< 1.2	< 0.42	< 0.42
SW-PAB-01A	6/10/2011	< 0.05	< 0.37		< 1		1.8 B	
SW-PAB-01A	5/2/2012	< 0.22	< 0.37		0.72 J		< 1.7	
SW-PAB-01A	4/22/2015	< 0.24	< 0.34					
SW-PAB-01A	8/21/2015	< 0.2	< 0.36	2.1 J	1.3 J	0.62 J	0.28 J	< 0.2
SW-PAB-01A	12/16/2015	< 0.09	< 0.37	0.824				
SW-PAB-01A	5/19/2016	< 0.09	< 0.37	0.35 J				
SW-PAB-01A	8/19/2016	< 0.09	< 0.37	2.32	< 0.71	< 0.71	< 0.44	< 0.44
SW-PAB-01A	2/6/2017	< 0.09	< 0.37	0.983	< 0.64	< 0.64	< 0.38	< 0.38
SW-PAB-01A	8/15/2017	< 0.09	< 0.37	1.6	0.78 J	< 0.64	< 0.38	< 0.38
SW-PAB-01A	8/27/2018	< 0.43	< 0.32	0.62	< 0.77	< 0.77	< 0.37	< 0.37
SW-PAB-01A	11/9/2020	< 0.2	< 0.32	0.62 B	< 0.89	< 0.89	< 0.11	< 0.11
SW-PAB-01A	8/17/2021	< 0.2	< 0.32	0.85	< 0.89	< 0.89	< 0.84	< 0.84
SW-PAB-01A	2/8/2022	< 0.2	< 0.32	0.13 J	< 0.89	< 0.89	< 0.84	< 0.84
SW-PAB-01A	2/16/2023	< 0.2	< 0.32	0.28	< 0.89	< 0.89	< 0.84	< 0.84
SW-PAB-01A	8/8/2023	< 0.2	< 0.32	0.41	< 1.2	< 1.2	1.1 J	< 0.42
SW-PAB-01A	2/20/2024	< 0.2	< 0.32	<0.072	< 1.2	< 1.2	< 0.42	< 0.42
SW-PAB-02	11/16/2005	< 0.23	< 0.99		< 5		< 3	
SW-PAB-02	6/9/2011	< 0.09	< 0.37		< 1		< 0.94	
SW-PAB-02	5/2/2012	< 0.22	< 0.37		< 1		< 1.7	
SW-PAB-02	6/2/2015	< 0.2	< 0.36					
SW-PAB-02	8/21/2015	< 0.2	< 0.36	0.79 J	0.56 J	< 0.5	< 0.2	< 0.2
SW-PAB-02	8/22/2016	< 0.09	< 0.37	1.2	< 0.71	< 0.71	< 0.44	< 0.44
SW-PAB-02	2/6/2017	< 0.09	< 0.37	0.878	< 0.64	< 0.64	< 0.38	< 0.38
SW-PAB-02	8/14/2017	< 0.09	< 0.37	1.14	< 0.64	< 0.64	< 0.38	< 0.38
SW-PAB-02	8/27/2018	< 0.43	< 0.32	0.52	5.4	< 0.77	5.5	< 0.37
SW-PAB-02	11/9/2020	< 0.2	< 0.32	0.57 B	< 0.89	< 0.89	< 0.11	< 0.11
SW-PAB-02	8/17/2021	< 0.2	< 0.32	0.98	< 0.89	< 0.89	< 0.84	< 0.84
SW-PAB-02	2/8/2022	< 0.2	< 0.32	0.23	< 0.89	< 0.89	< 0.84	< 0.84
SW-PAB-02	2/16/2023	< 0.2	< 0.32	< 0.072	< 0.89	< 0.89	< 0.84	< 0.84
SW-PAB-02	8/8/2023	< 0.2	< 0.32	0.94	< 1.2	< 1.2	< 0.42	< 0.42
SW-PAB-02	2/20/2024	< 0.2	< 0.32	0.31	< 1.2	< 1.2	< 0.42	< 0.42
SW-PAB-03	11/16/2005	< 0.23	< 0.99		< 5		< 3	
SW-PAB-03	6/9/2011	< 0.09	< 0.37		< 1		1.4 B	
SW-PAB-03	5/2/2012	< 0.22	< 0.37		< 1		< 1.7	
SW-PAB-03	8/21/2015	< 0.2	< 0.36	0.29 J	0.54 J	< 0.5	< 0.2	< 0.2
SW-PAB-03	5/19/2016	< 0.09	< 0.37	0.35 J				
SW-PAB-03	8/22/2016	< 0.09	< 0.37	0.442	0.86 J	< 0.71	< 0.44	< 0.44
SW-PAB-03	2/6/2017	< 0.09	< 0.37	0.766	< 0.64	< 0.64	< 0.38	< 0.38

TABLE 13B
SUMMARY OF HISTORICAL SURFACE WATER RESULTS FOR BENZENE, CHLOROETHANE, 1,4-DIOXANE, ARSENIC AND LEAD
RINGWOOD MINES/LANDFILL SUPERFUND SITE
(all values ug/L)

Location	Sample Date	Benzene	Chloro ethane	1,4-Dioxane	Total Arsenic	Dissolved Arsenic	Total Lead	Dissolved Lead
NJSWQS		0.15			0.017	0.017	5	5
SW-PAB-03	8/14/2017	< 0.09	< 0.37	0.465	< 0.64	< 0.64	< 0.38	< 0.38
SW-PAB-03	8/27/2018	< 0.43	< 0.32	0.44	< 0.77	< 0.77	< 0.37	< 0.37
SW-PAB-03	11/9/2020	< 0.2	< 0.32	0.37 B	< 0.89	< 0.89	< 0.11	< 0.11
SW-PAB-03	8/17/2021	< 0.2	< 0.32	0.11 J	< 0.89	< 0.89	< 0.84	< 0.84
SW-PAB-03	2/8/2022	< 0.2	< 0.32	0.56	< 0.89	< 0.89	< 0.84	< 0.84
SW-PAB-03	8/2/2022	< 0.2	< 0.32	< 0.072	1 J	< 0.89	0.88 J	< 0.84
SW-PAB-03	2/16/2023	< 0.2	< 0.32	0.41	< 0.89	< 0.89	< 0.84	< 0.84
SW-PAB-03	8/8/2023	< 0.2	< 0.32	0.57	< 1.2	< 1.2	< 0.42	< 0.42
SW-PAB-03	2/20/2024	< 0.2	< 0.32	0.44	< 1.2	< 1.2	< 0.42	< 0.42
SW-PAB-04	11/15/2005	< 0.23	< 0.99		< 5		3.7	
SW-PAB-04	6/7/2011	< 0.05	< 0.37		< 1		< 0.94	
SW-PAB-04	5/1/2012	< 0.22	< 0.37		< 1		< 1.7	
SW-PAB-04	8/19/2015	< 0.2	< 0.36	< 0.27	2 B	< 0.5	0.49 J	< 0.2
SW-PAB-04	5/19/2016	< 0.09	< 0.37	0.23 J				
SW-PAB-04	8/19/2016	< 0.09	< 0.37	0.34	< 0.71	< 0.71	< 0.44	< 0.44
SW-PAB-04	2/6/2017	< 0.09	< 0.37	0.678	< 0.64	< 0.64	< 0.38	< 0.38
SW-PAB-04	8/15/2017	< 0.09	< 0.37	0.431	< 0.64	< 0.64	< 0.38	< 0.38
SW-PAB-04	8/27/2018	< 0.43	< 0.32	0.4	< 0.77	< 0.77	< 0.37	< 0.37
SW-PAB-04	11/9/2020	< 0.2	< 0.32	0.38 B	< 0.89	< 0.89	0.22 J	< 0.11
SW-PAB-04	8/17/2021	< 0.2	< 0.32	0.26	< 0.89	< 0.89	< 0.84	< 0.84
SW-PAB-04	2/8/2022	< 0.2	< 0.32	< 0.072	< 0.89	< 0.89	< 0.84	< 0.84
SW-PAB-04	8/2/2022	< 0.2	< 0.32	< 0.072	< 0.89	< 0.89	< 0.84	< 0.84
SW-PAB-04	2/16/2023	< 0.2	< 0.32	0.41	< 0.89	< 0.89	< 0.84	< 0.84
SW-PAB-04	8/8/2023	< 0.2	< 0.32	0.72	< 1.2	< 1.2	< 0.42	< 0.42
SW-PAB-04	2/20/2024	< 0.2	< 0.32	<0.072	< 1.2	< 1.2	< 0.42	< 0.42
SW-PMB-01	11/16/2005	< 0.23	< 0.99		< 5		< 3	
SW-PMB-01	6/9/2011	< 0.09	< 0.37		< 1		< 0.94	
SW-PMB-01	5/2/2012	< 0.22	< 0.37		2 J		5.2	
SW-PMB-01	8/20/2015	< 0.2	< 0.36	0.73 J	1 J	0.65 J	0.49 J	< 0.2
SW-PMB-01	5/19/2016	< 0.09	< 0.37	< 0.15				
SW-PMB-01	8/23/2016	< 0.09	< 0.37	< 0.0815	3.5	< 0.71	3.2	< 0.44
SW-PMB-01	8/14/2017	< 0.09	< 0.37	< 0.0735	0.96 J	< 0.64	0.6 J	< 0.38
SW-PMB-01	8/27/2018	< 0.43	< 0.32	< 0.016	< 0.77	< 0.77	< 0.37	< 0.37
SW-PMB-01 DUP	8/27/2018	< 0.43	< 0.32	< 0.016	< 0.77	< 0.77	< 0.37	< 0.37
SW-PMB-01	11/9/2020	< 0.2	< 0.32	< 0.016	0.98 J	< 0.89	< 0.11	< 0.11
SW-PMB-01	8/17/2021	< 0.2	< 0.32	< 0.016	1.1 J	< 0.89	< 0.84	< 0.84
SW-PMB-01	2/8/2022	< 0.2	< 0.32	< 0.072	< 0.89	< 0.89	< 0.84	< 0.84
SW-PMB-01	8/2/2022	< 0.2	< 0.32	< 0.072	3.1	< 0.89	3.4	< 0.84
SW-PMB-01	2/16/2023	< 0.2	< 0.32	< 0.072	11.6	< 0.89	19.8	< 0.84
SW-PMB-01	8/8/2023	< 0.2	< 0.32	< 0.072	< 1.2	< 1.2	< 0.42	< 0.42
SW-PMB-01	2/20/2024	< 0.2	< 0.32	<0.072	< 1.2	< 1.2	< 0.42	< 0.42
SW-PMB-02	6/9/2011	< 0.09	< 0.37		< 1		1 B	

TABLE 13B
SUMMARY OF HISTORICAL SURFACE WATER RESULTS FOR BENZENE, CHLOROETHANE, 1,4-DIOXANE, ARSENIC AND LEAD
RINGWOOD MINES/LANDFILL SUPERFUND SITE
(all values ug/L)

Location	Sample Date	Benzene	Chloro ethane	1,4-Dioxane	Total Arsenic	Dissolved Arsenic	Total Lead	Dissolved Lead
NJSWQS		0.15			0.017	0.017	5	5
SW-PMB-02	5/1/2012	< 0.22	< 0.37		< 1		< 1.7	
SW-PMB-02	8/20/2015	< 0.2	< 0.36	2.3 J	< 0.5	< 0.5	< 0.2	< 0.2
SW-PMB-02	5/19/2016	< 0.09	< 0.37	< 0.15				
SW-PMB-02	8/22/2016	< 0.09	< 0.37	< 0.0735	< 0.71	< 0.71	< 0.44	< 0.44
SW-PMB-02	8/14/2017	< 0.09	< 0.37	< 0.075	< 0.64	< 0.64	< 0.38	< 0.38
SW-PMB-02	8/27/2018	< 0.43	< 0.32	< 0.016	< 0.77	< 0.77	< 0.37	< 0.37
SW-PMB-02	11/9/2020	< 0.2	< 0.32	< 0.016	< 0.89	< 0.89	< 0.11	< 0.11
SW-PMB-02	8/17/2021	< 0.2	< 0.32	< 0.016	< 0.89	< 0.89	< 0.84	< 0.84
SW-PMB-02	2/8/2022	< 0.2	< 0.32	< 0.072	< 0.89	< 0.89	0.98 J	< 0.84
SW-PMB-02	8/2/2022	< 0.2	< 0.32	< 0.072	2.7	< 0.89	1.1 J	< 0.84
SW-PMB-02	2/16/2023	< 0.2	< 0.32	< 0.072	< 0.89	< 0.89	< 0.84	< 0.84
SW-PMB-02	8/8/2023	< 0.2	< 0.32	< 0.072	< 1.2	< 1.2	< 0.42	< 0.42
SW-PMB-02 DUP	8/8/2023	< 0.2	< 0.32	< 0.072	< 1.2	< 1.2	< 0.42	< 0.42
SW-PMB-02	2/20/2024	< 0.2	< 0.32	<0.072	< 1.2	< 1.2	0.91 J	< 0.42
SW-SP-01	5/19/2016	< 0.09	< 0.37	< 0.16				
SW-SP-01	8/19/2016	< 0.09	< 0.37	< 0.075	< 0.71	< 0.71	< 0.44	< 0.44
SW-SP-01	2/6/2017	< 0.09	< 0.37	< 0.075	< 0.64	< 0.64	< 0.38	< 0.38
SW-SP-01	8/15/2017	< 0.09	< 0.37	< 0.0721	< 0.64	< 0.64	< 0.38	< 0.38
SW-SP-01	8/27/2018	< 0.43	< 0.32	< 0.016	< 0.77	< 0.77	< 0.37	< 0.37
SW-SP-01	11/9/2020	< 0.2	< 0.32	< 0.016	< 0.89	< 0.89	< 0.11	< 0.11
SW-SP-01	8/17/2021	< 0.2	< 0.32	< 0.016	< 0.89	< 0.89	< 0.84	< 0.84
SW-SP-01	2/8/2022	< 0.2	< 0.32	< 0.072	< 0.89	< 0.89	< 0.84	< 0.84
SW-SP-01	8/2/2022	< 0.2	< 0.32	< 0.072	< 0.89	1.8 J	< 0.84	< 0.84
SW-SP-01	2/16/2023	< 0.2	< 0.32	< 0.072	< 0.89	< 0.89	< 0.84	< 0.84
SW-SP-01	8/8/2023	< 0.2	< 0.32	< 0.072	< 1.2	< 1.2	< 0.42	< 0.42
SW-SP-01	2/20/2024	< 0.2	< 0.32	<0.072	< 1.2	< 1.2	< 0.42	< 0.42

< = not detected - value is method detection limit
UB = not detected and analyte found in associated blank
B = analyte found in associated blank
J = estimated result
Blank cells - Not Analyzed
NJSWQS = New Jersey Surface Water Quality Standards

Time Series Graphs for PMP Overburden Wells

(Graphs Organized from Upgradient to Downgradient based on Groundwater Contours – See Figure 2)

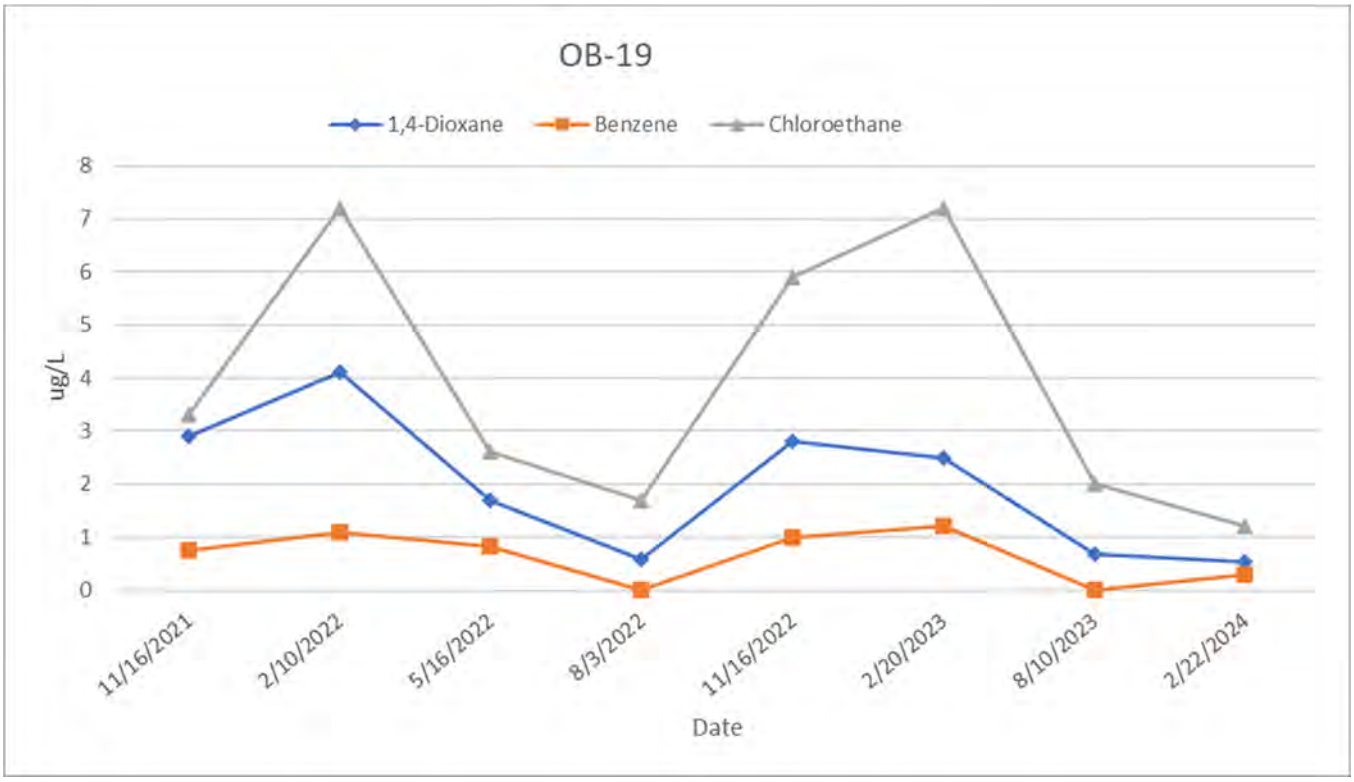

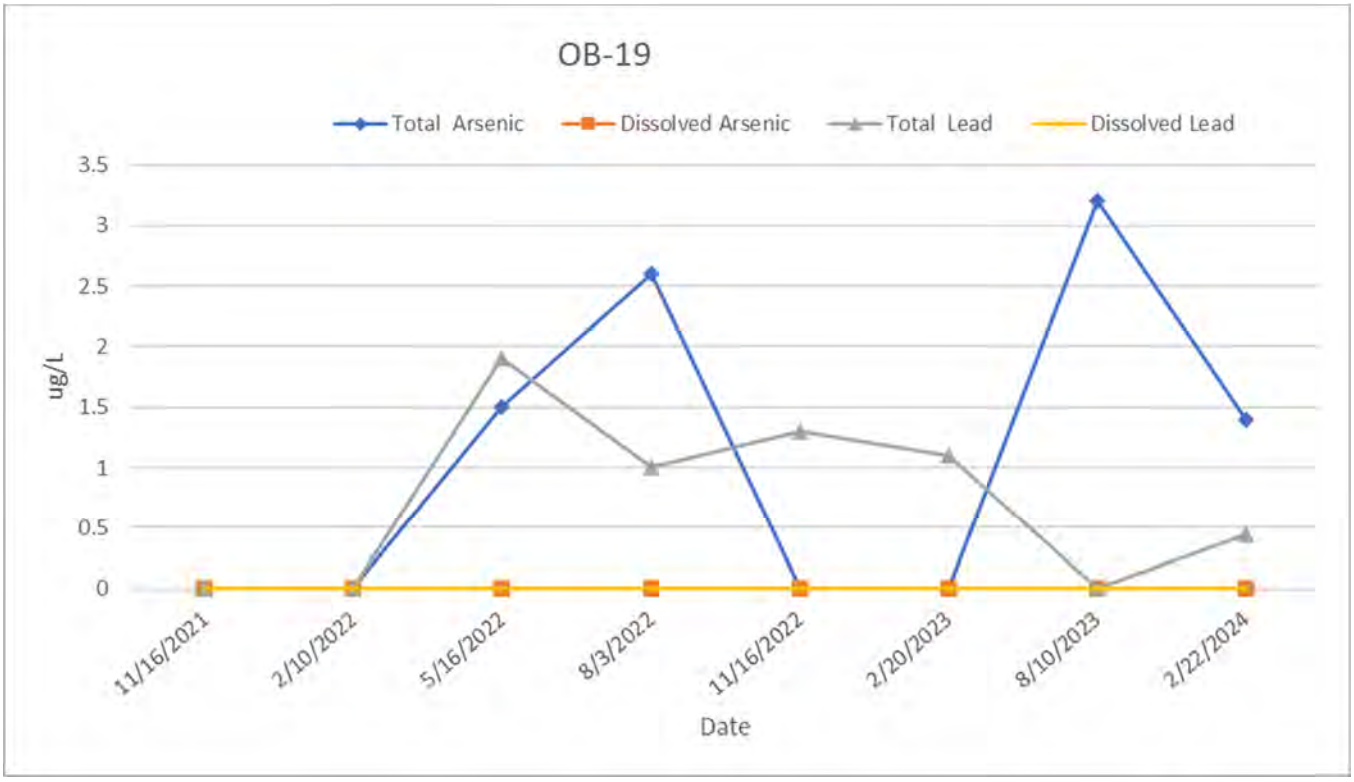

Non-Detect (ND) values plotted as 0 concentration. Blanks indicate parameter not analyzed on noted date.

Time Series Graphs for PMP Overburden Wells - Continued

(Graphs Organized from Upgradient to Downgradient based on Groundwater Contours – See Figure 2)

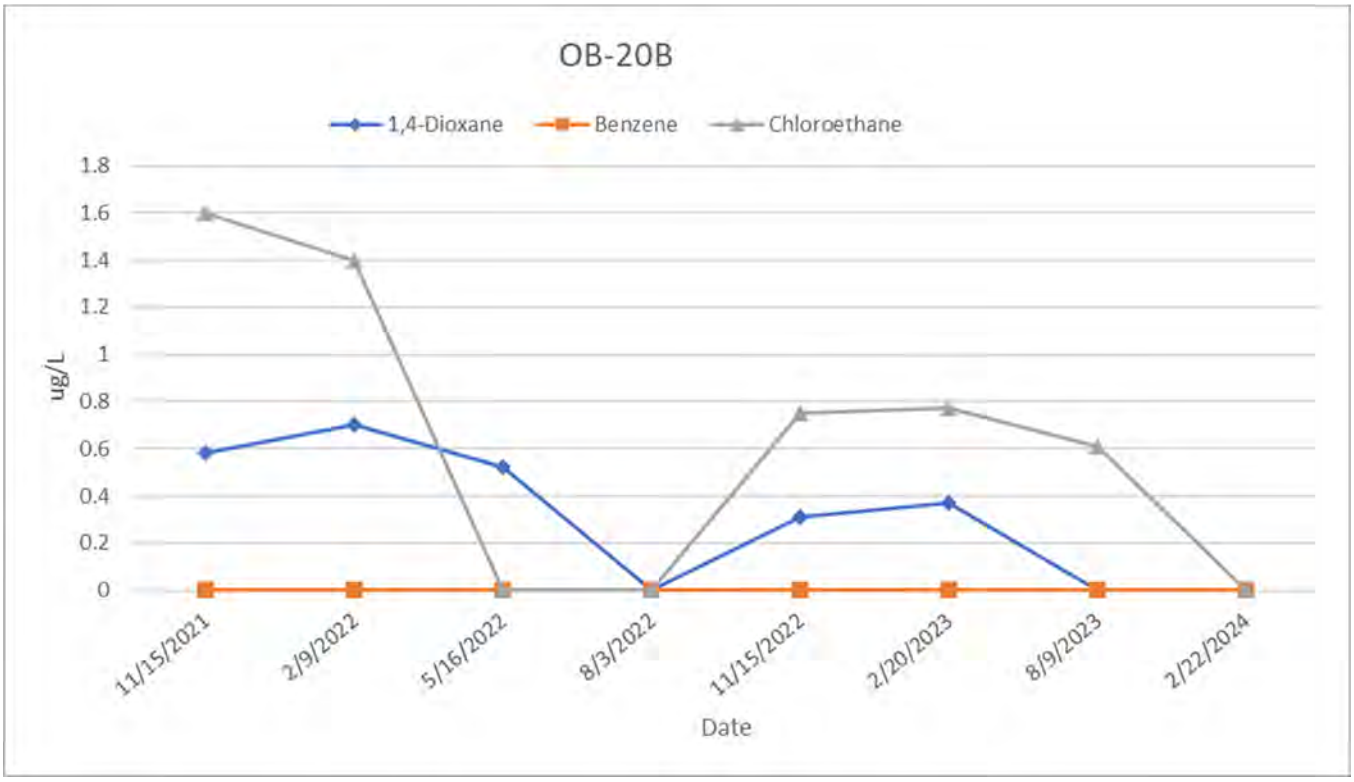

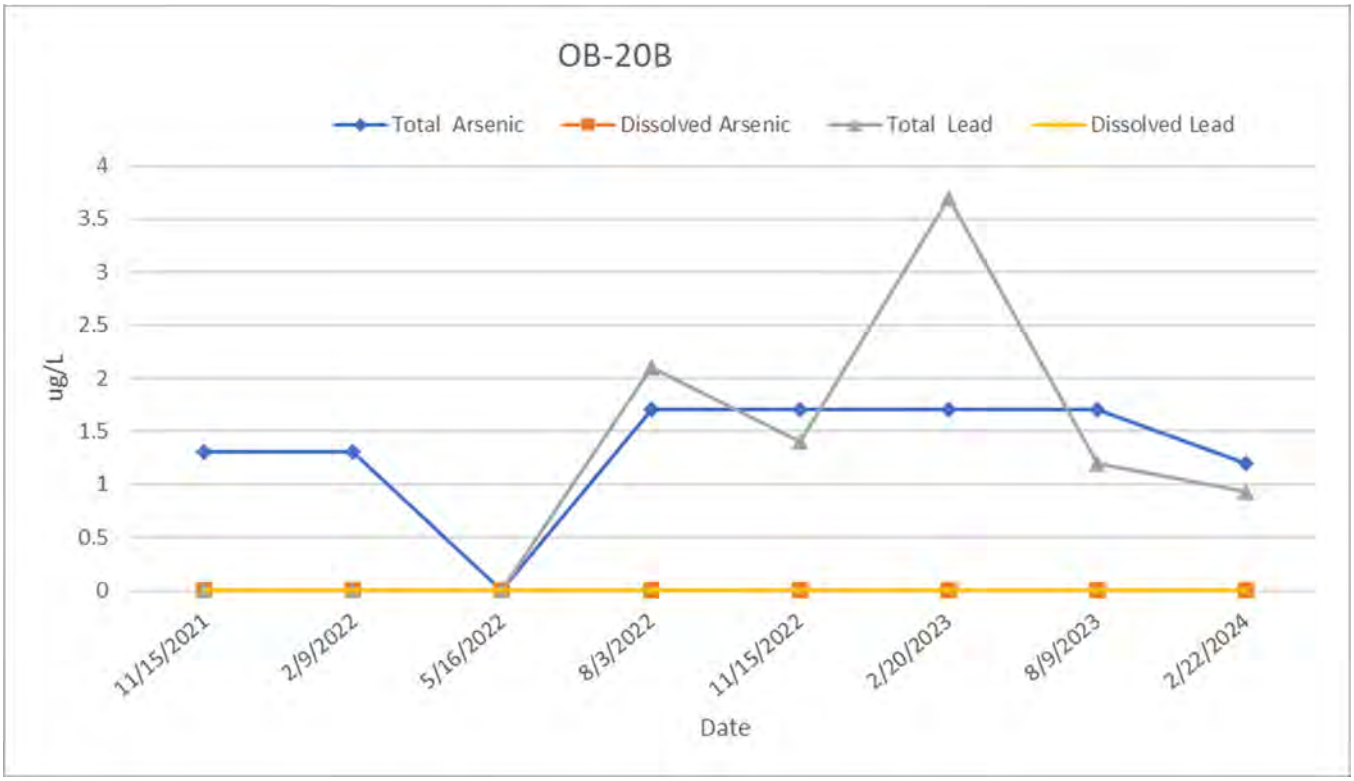

Non-Detect (ND) values plotted as 0 concentration. Blanks indicate parameter not analyzed on noted date.

Time Series Graphs for PMP Overburden Wells - Continued

(Graphs Organized from Upgradient to Downgradient based on Groundwater Contours – See Figure 2)

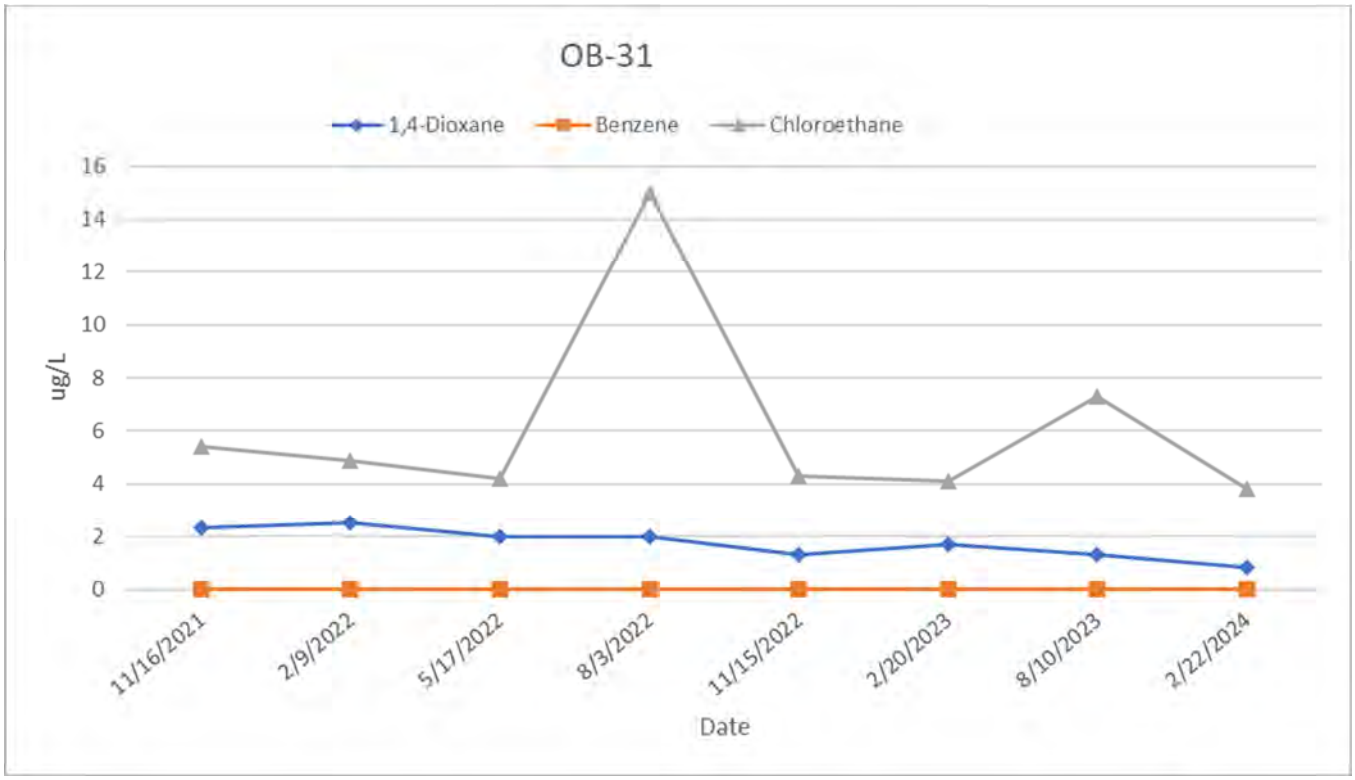

Non-Detect (ND) values plotted as 0 concentration. Blanks indicate parameter not analyzed on noted date.

Time Series Graphs for PMP Overburden Wells - Continued

(Graphs Organized from Upgradient to Downgradient based on Groundwater Contours – See Figure 2)

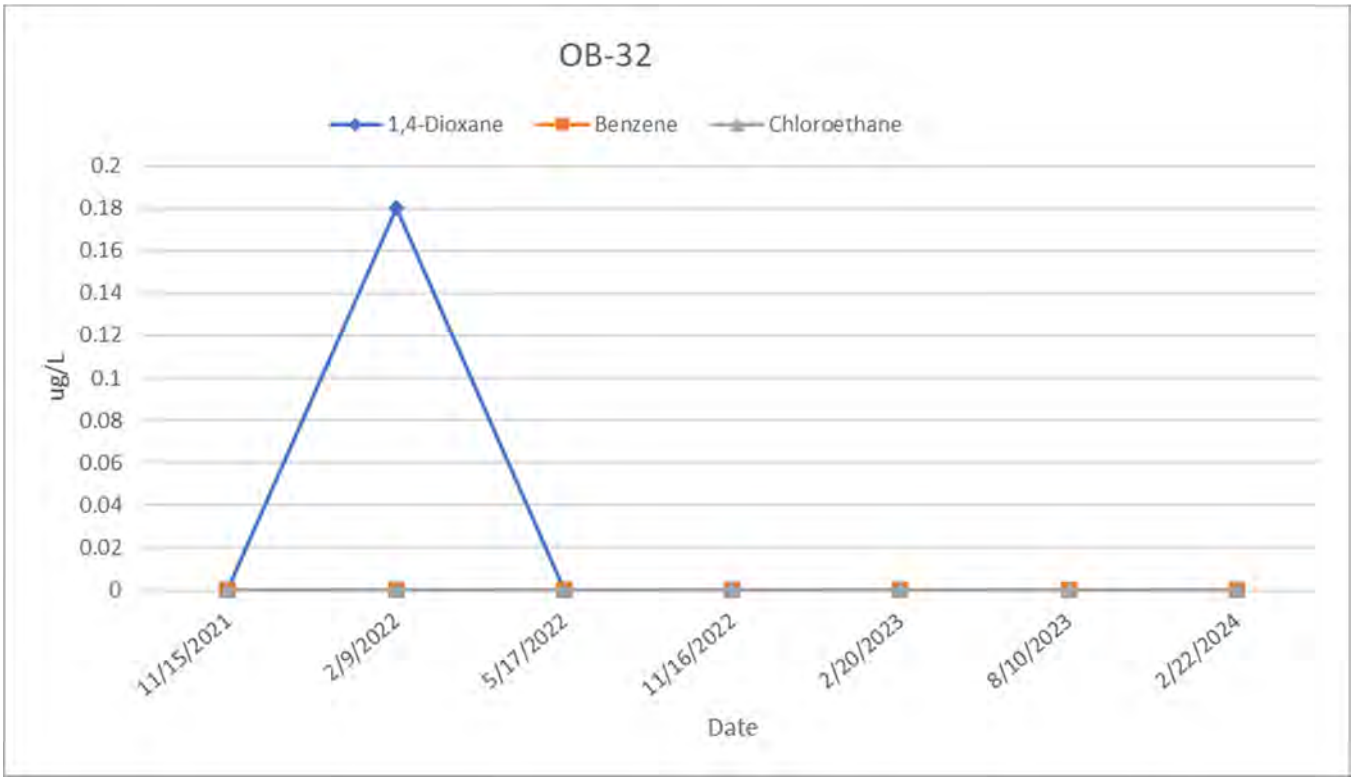

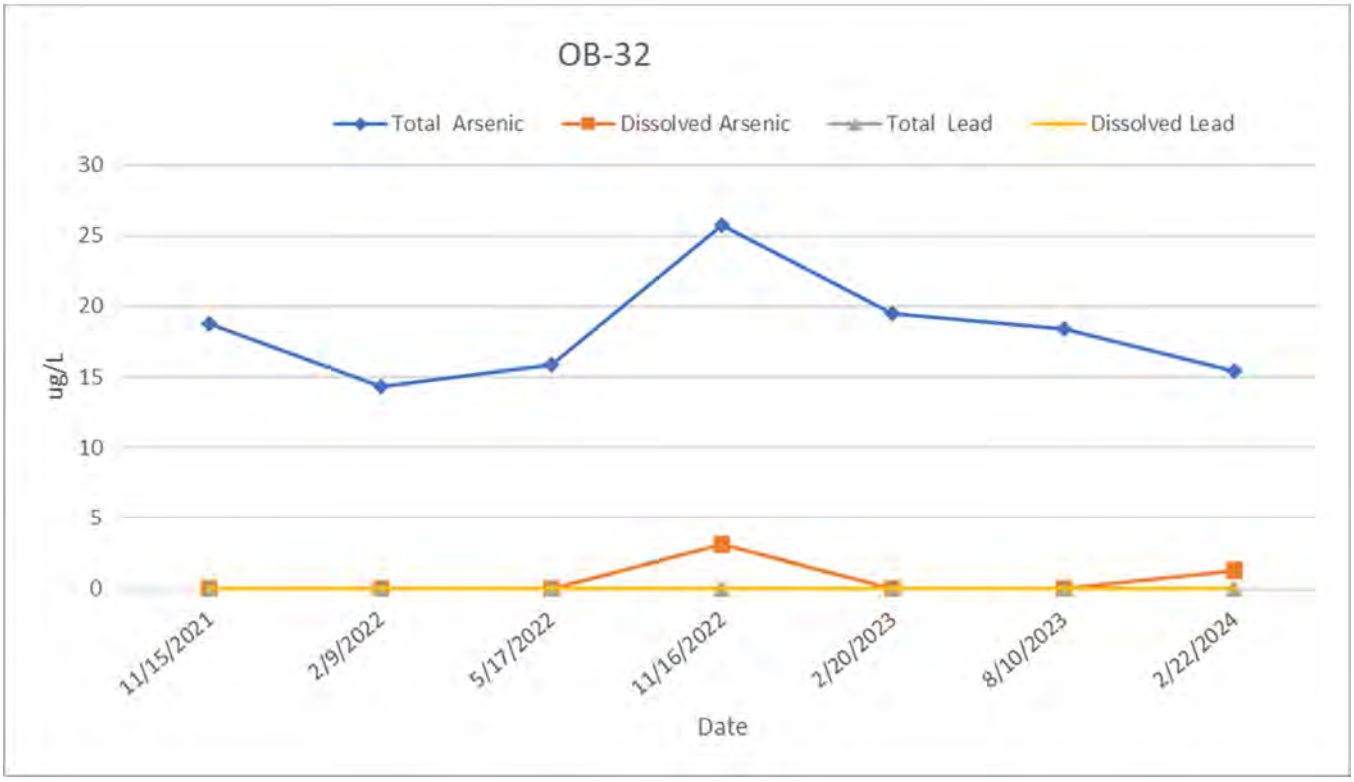

Non-Detect (ND) values plotted as 0 concentration. Blanks indicate parameter not analyzed on noted date.

Time Series Graphs for PMP Overburden Wells - Continued

(Graphs Organized from Upgradient to Downgradient based on Groundwater Contours – See Figure 2)

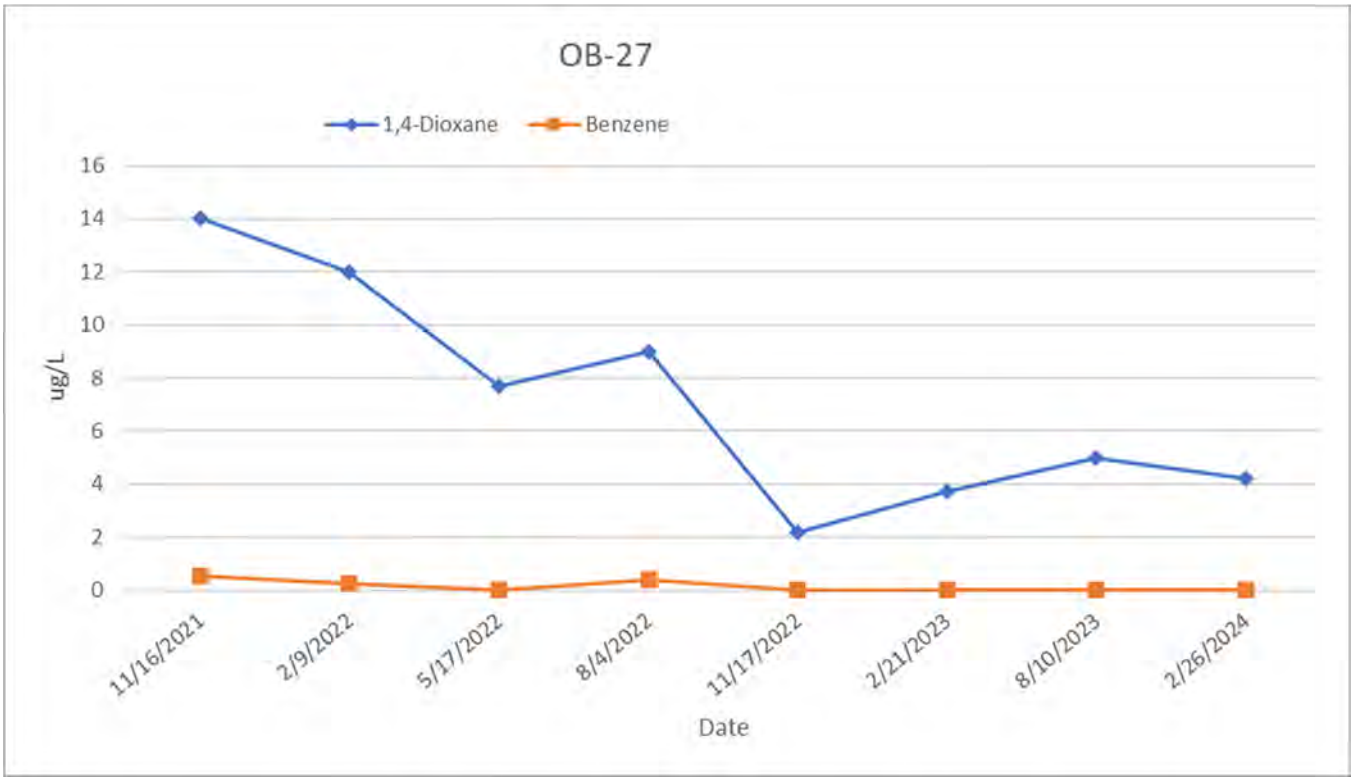

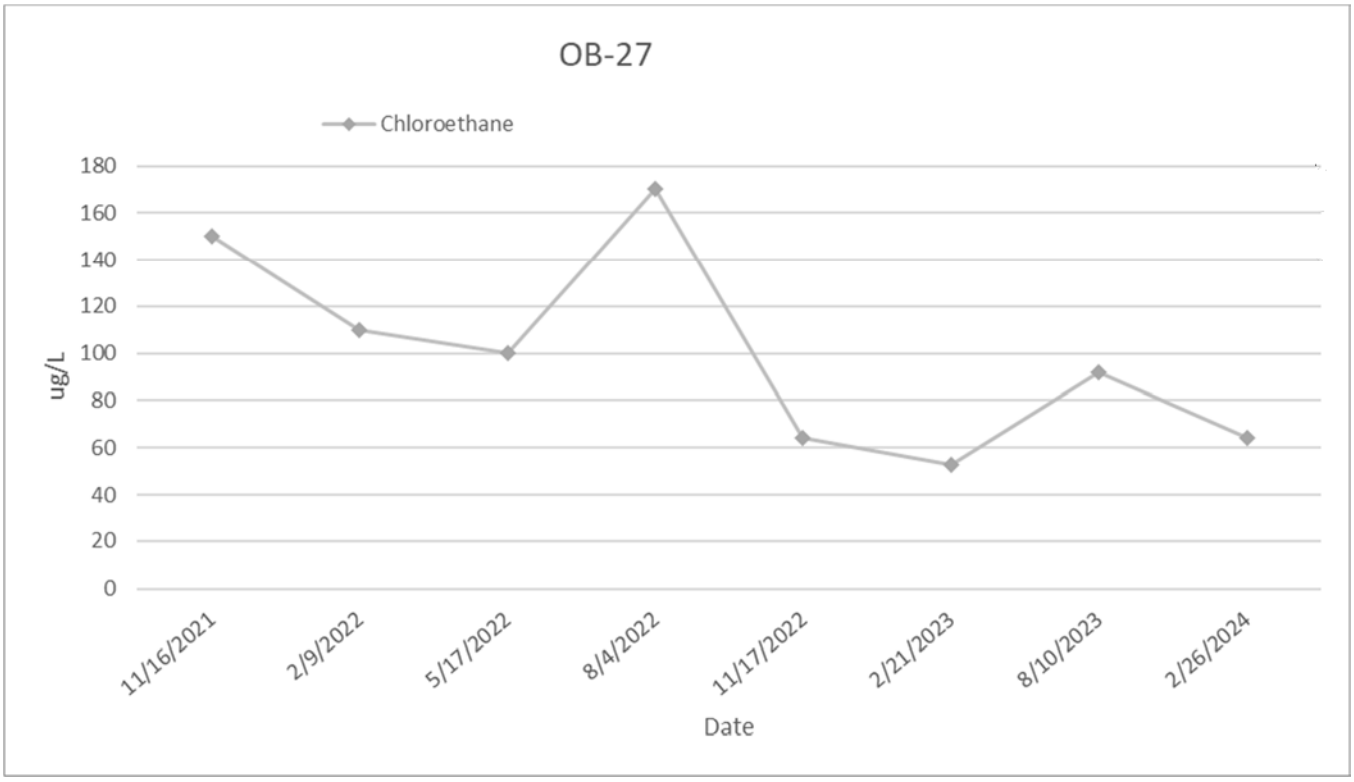

Non-Detect (ND) values plotted as 0 concentration. Blanks indicate parameter not analyzed on noted date.

Time Series Graphs for PMP Overburden Wells - Continued

(Graphs Organized from Upgradient to Downgradient based on Groundwater Contours – See Figure 2)

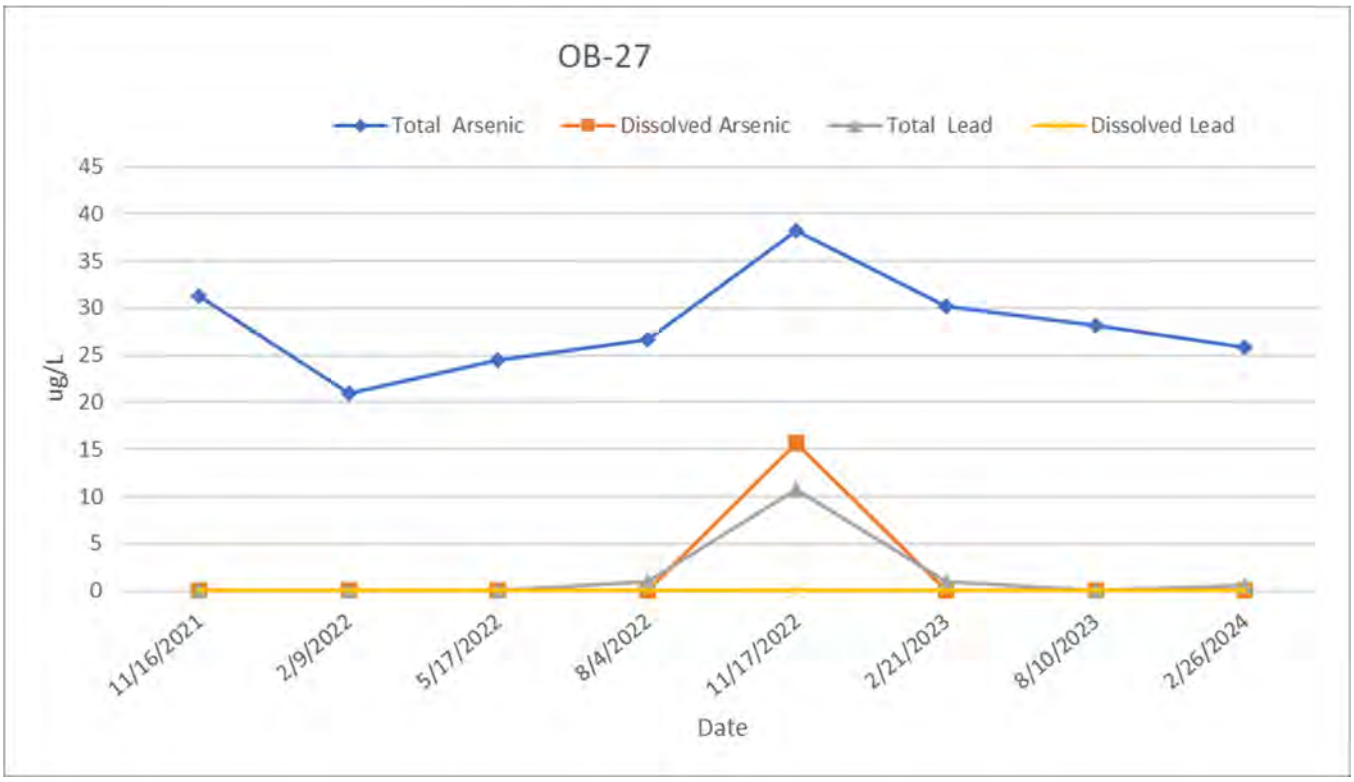

Non-Detect (ND) values plotted as 0 concentration. Blanks indicate parameter not analyzed on noted date.

Time Series Graphs for PMP Overburden Wells - Continued

(Graphs Organized from Upgradient to Downgradient based on Groundwater Contours – See Figure 2)

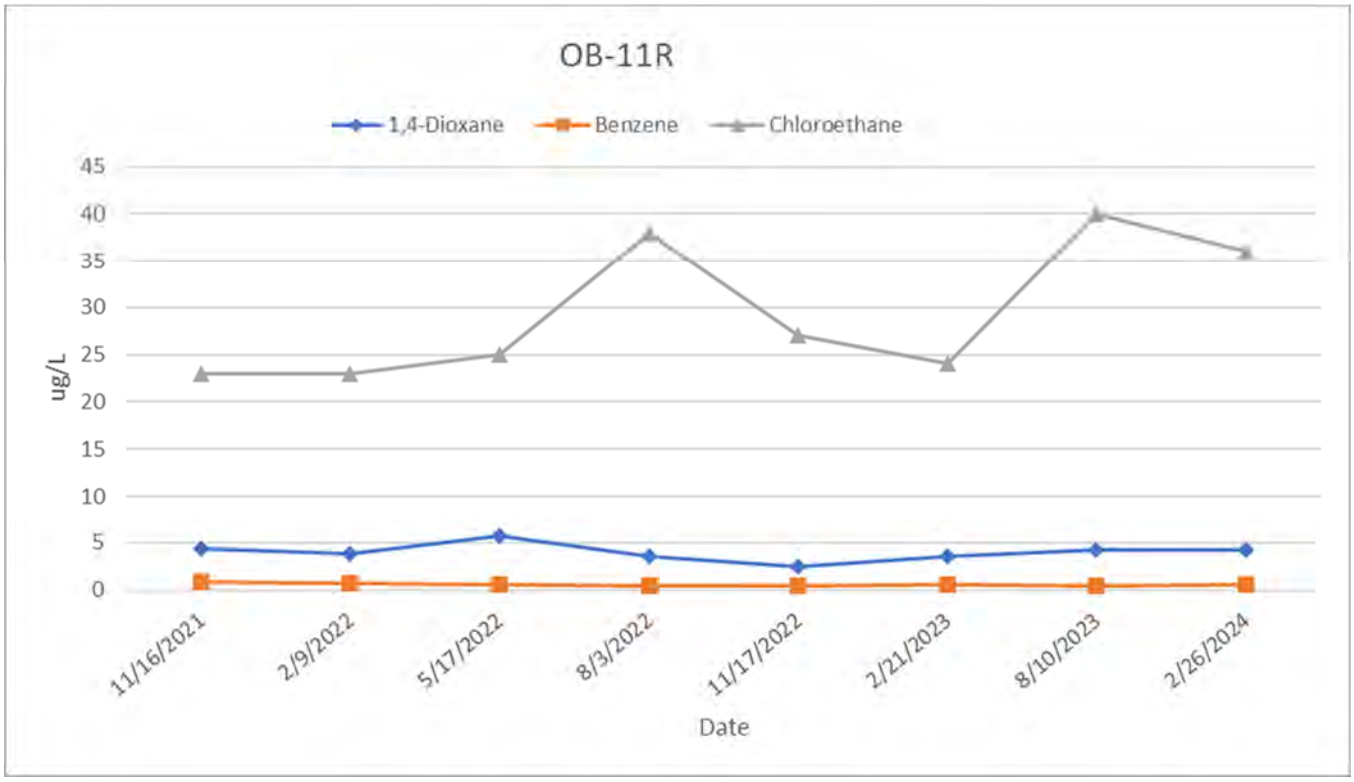

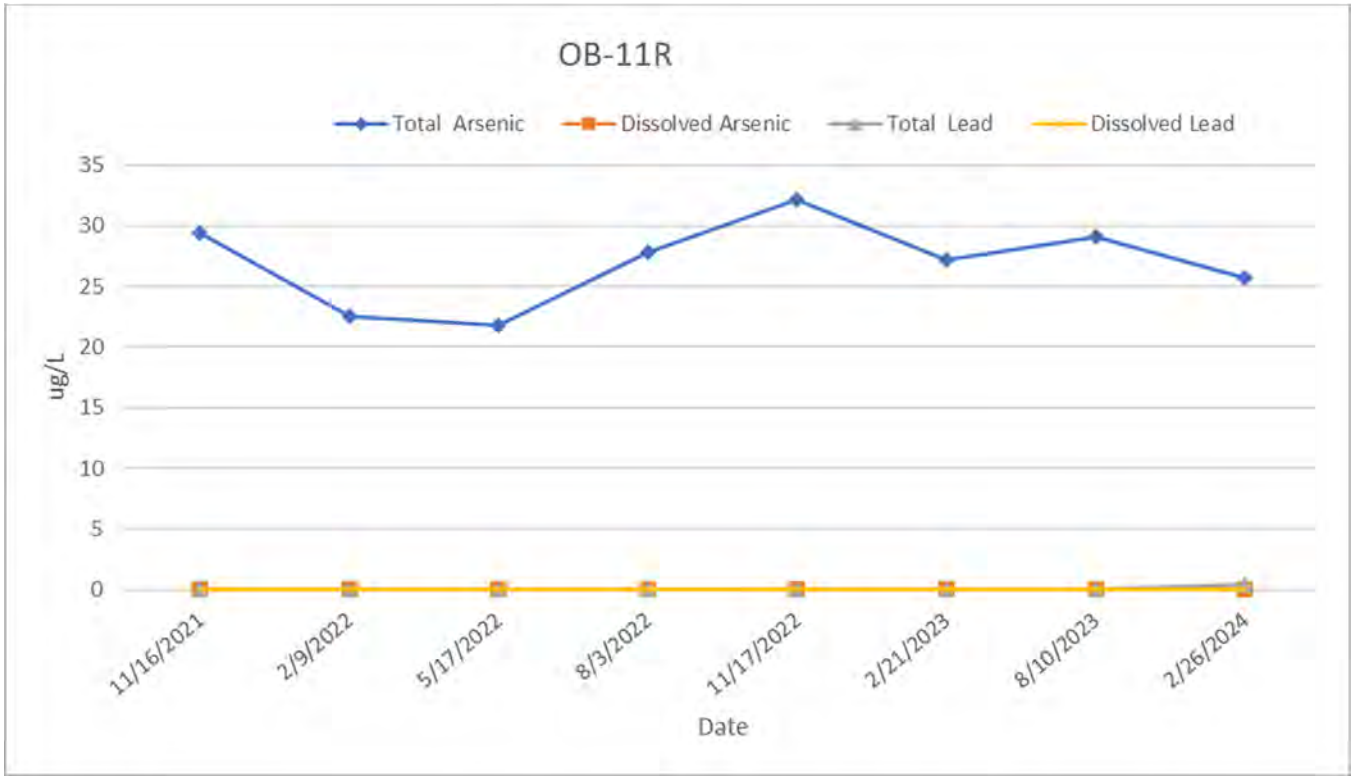

Non-Detect (ND) values plotted as 0 concentration. Blanks indicate parameter not analyzed on noted date.

Time Series Graphs for PMP Bedrock Wells

(Graphs Organized from Upgradient to Downgradient based on Groundwater Contours – See Figure 3)

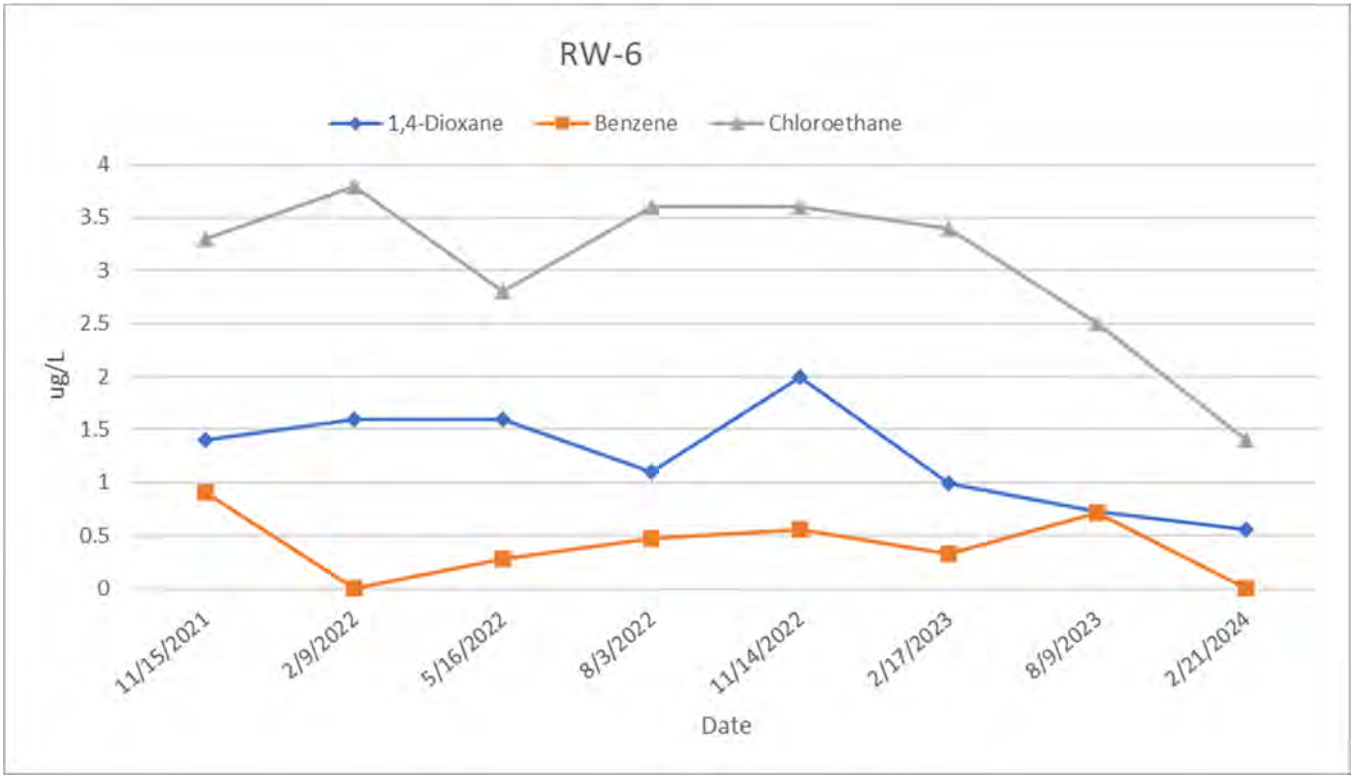

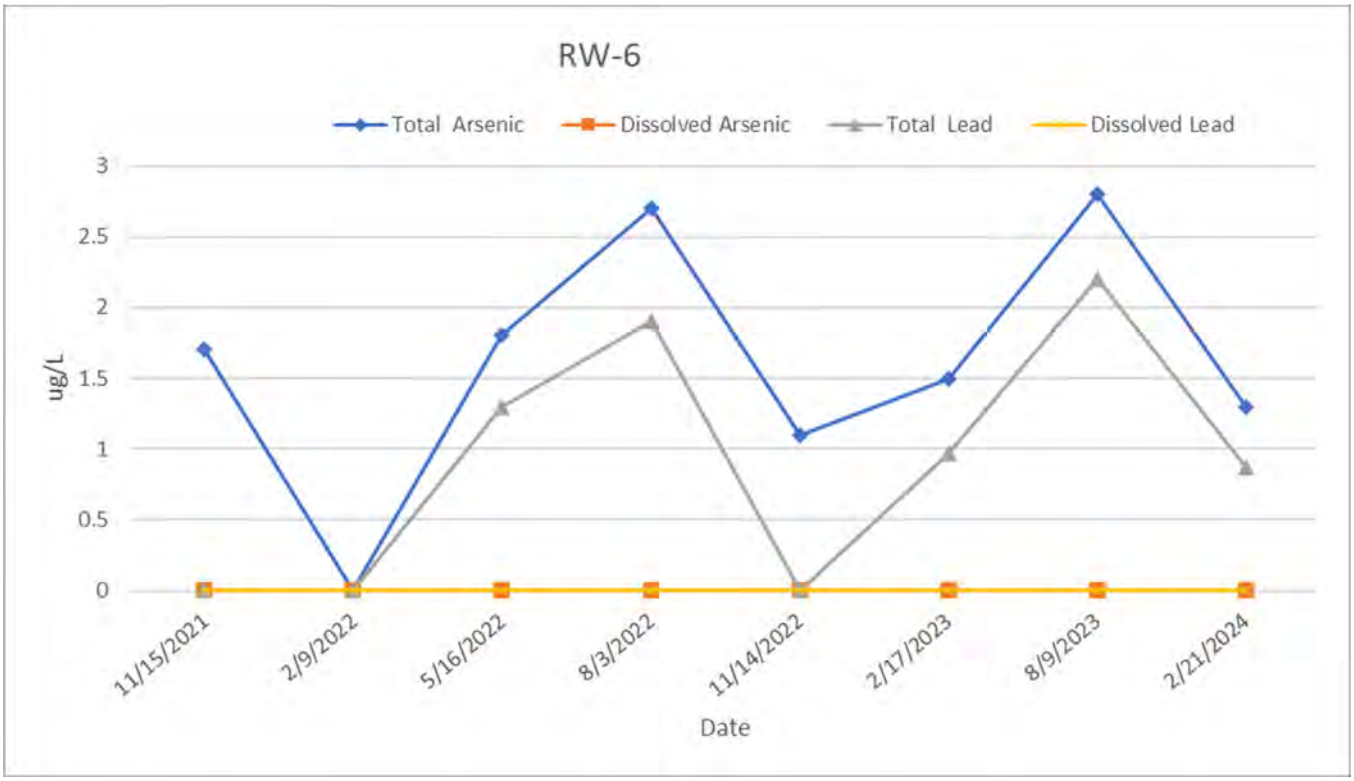

Non-Detect (ND) values plotted as 0 concentration. Blanks indicate parameter not analyzed on noted date.

Time Series Graphs for PMP Bedrock Wells - Continued

(Graphs Organized from Upgradient to Downgradient based on Groundwater Contours – See Figure 3)

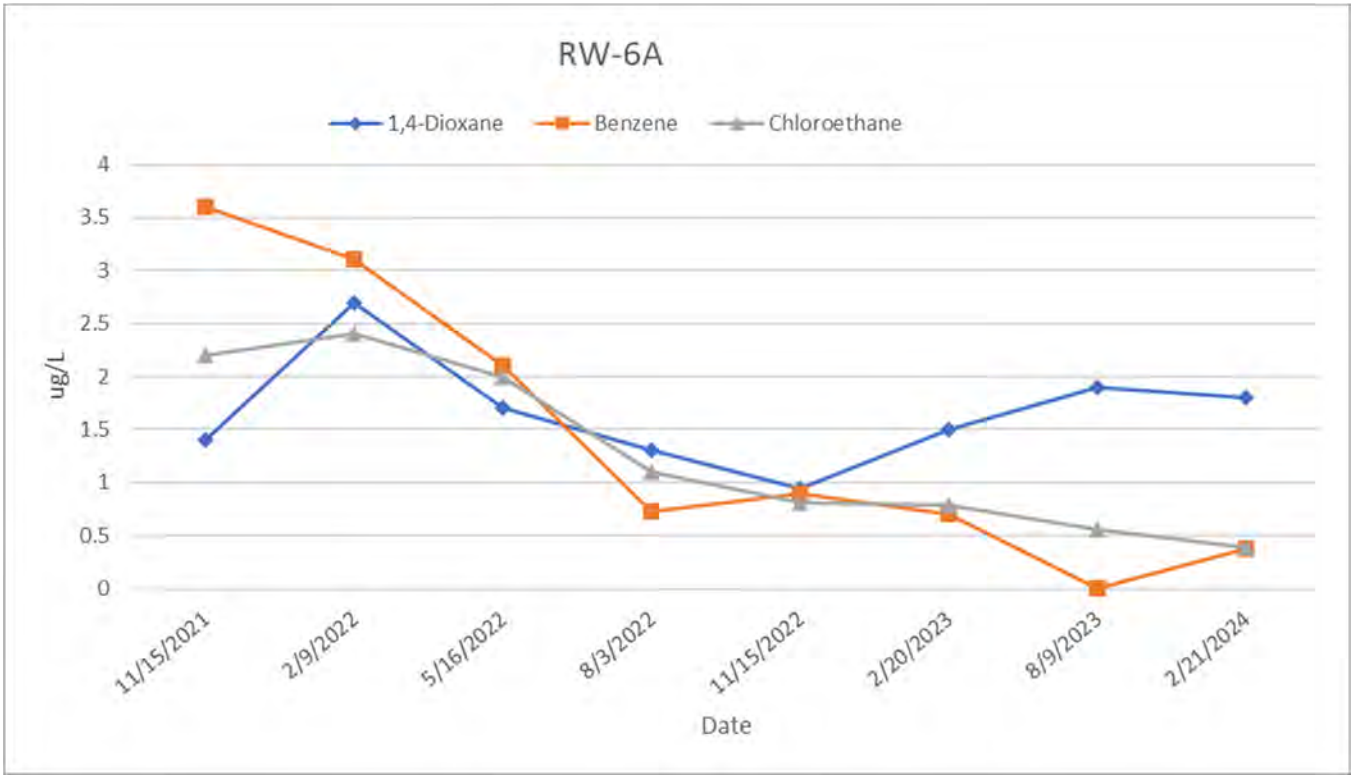

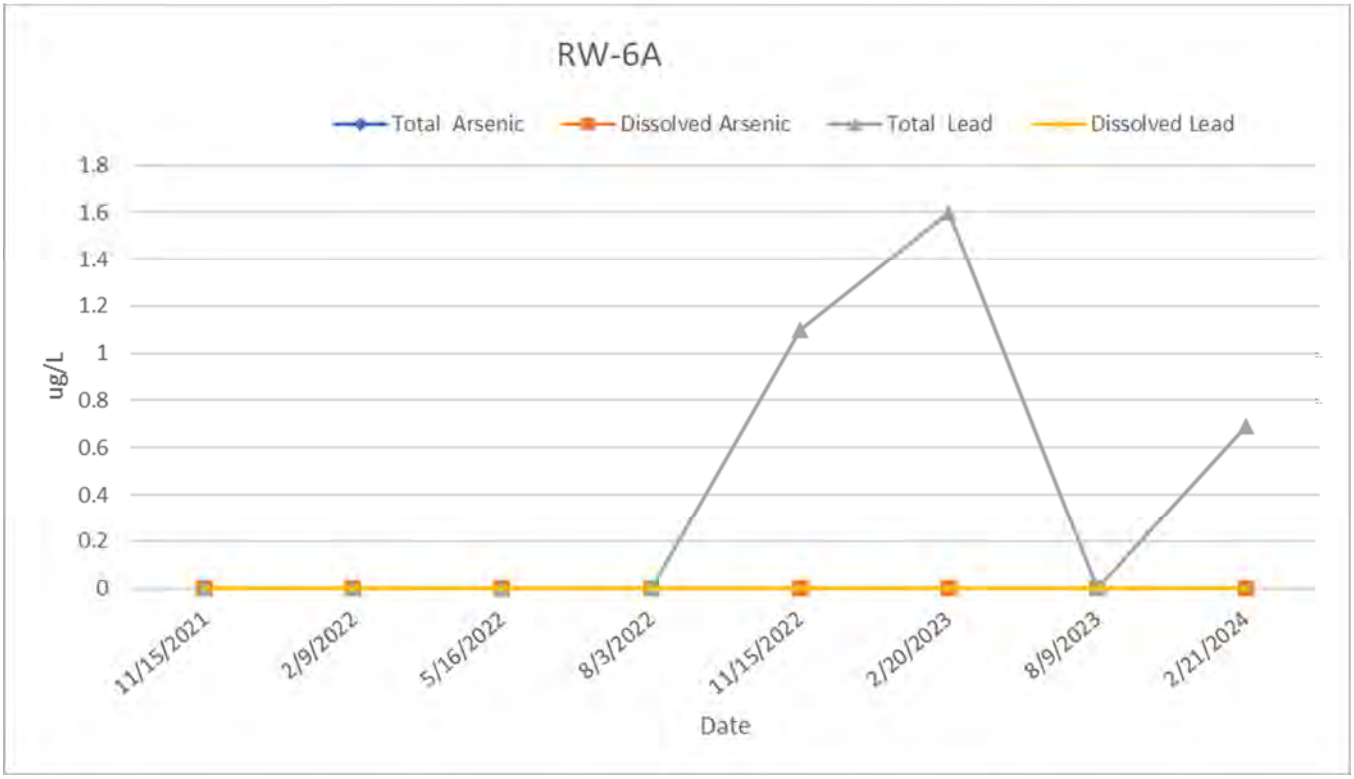

Non-Detect (ND) values plotted as 0 concentration. Blanks indicate parameter not analyzed on noted date.

Time Series Graphs for PMP Bedrock Wells - Continued

(Graphs Organized from Upgradient to Downgradient based on Groundwater Contours – See Figure 3)

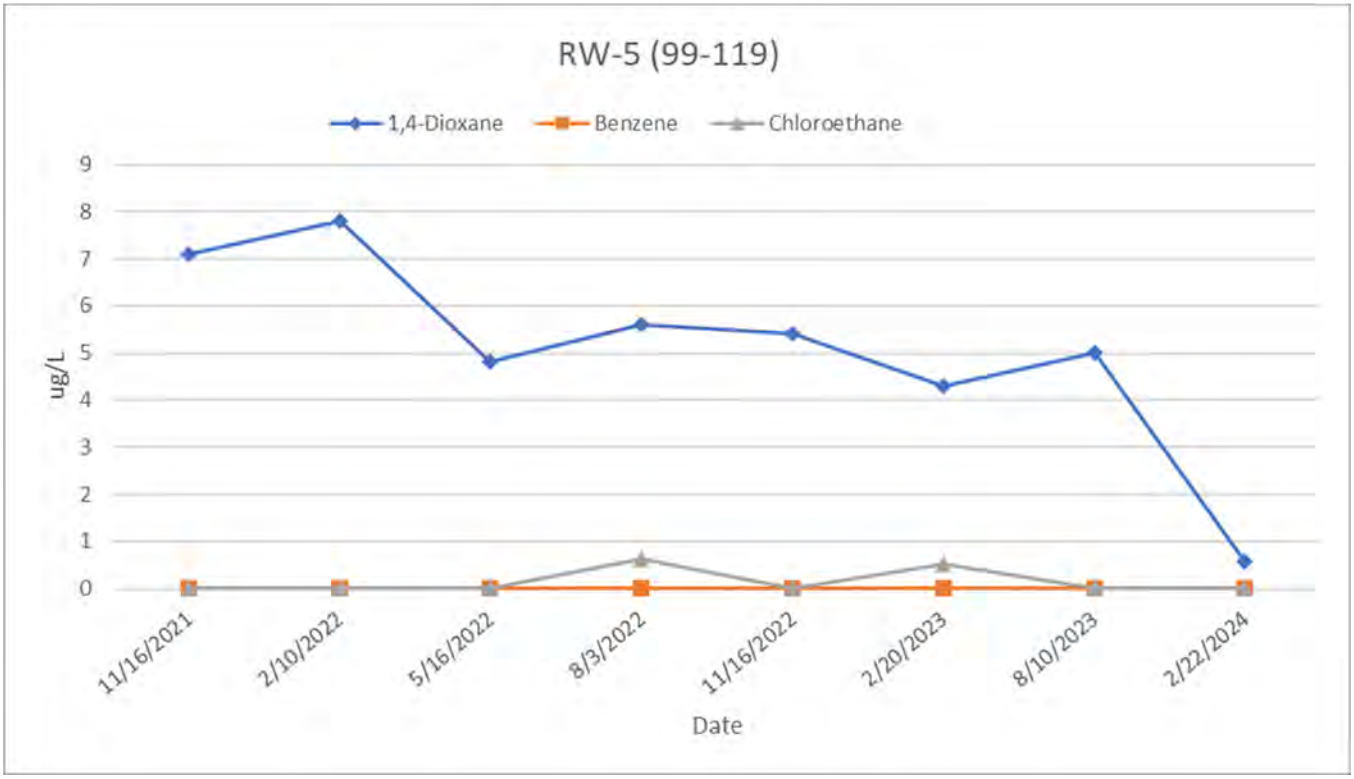

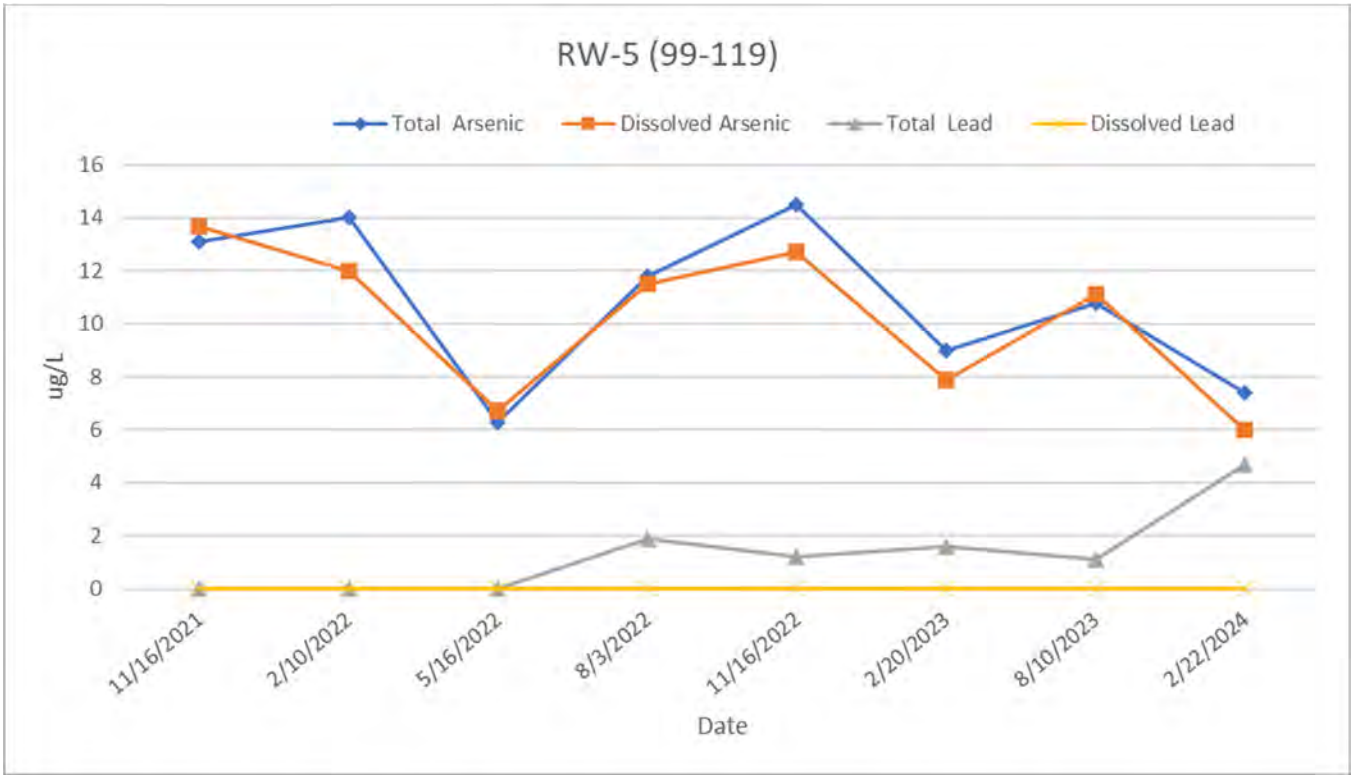

Non-Detect (ND) values plotted as 0 concentration. Blanks indicate parameter not analyzed on noted date.

Time Series Graphs for PMP Bedrock Wells - Continued

(Graphs Organized from Upgradient to Downgradient based on Groundwater Contours – See Figure 3)

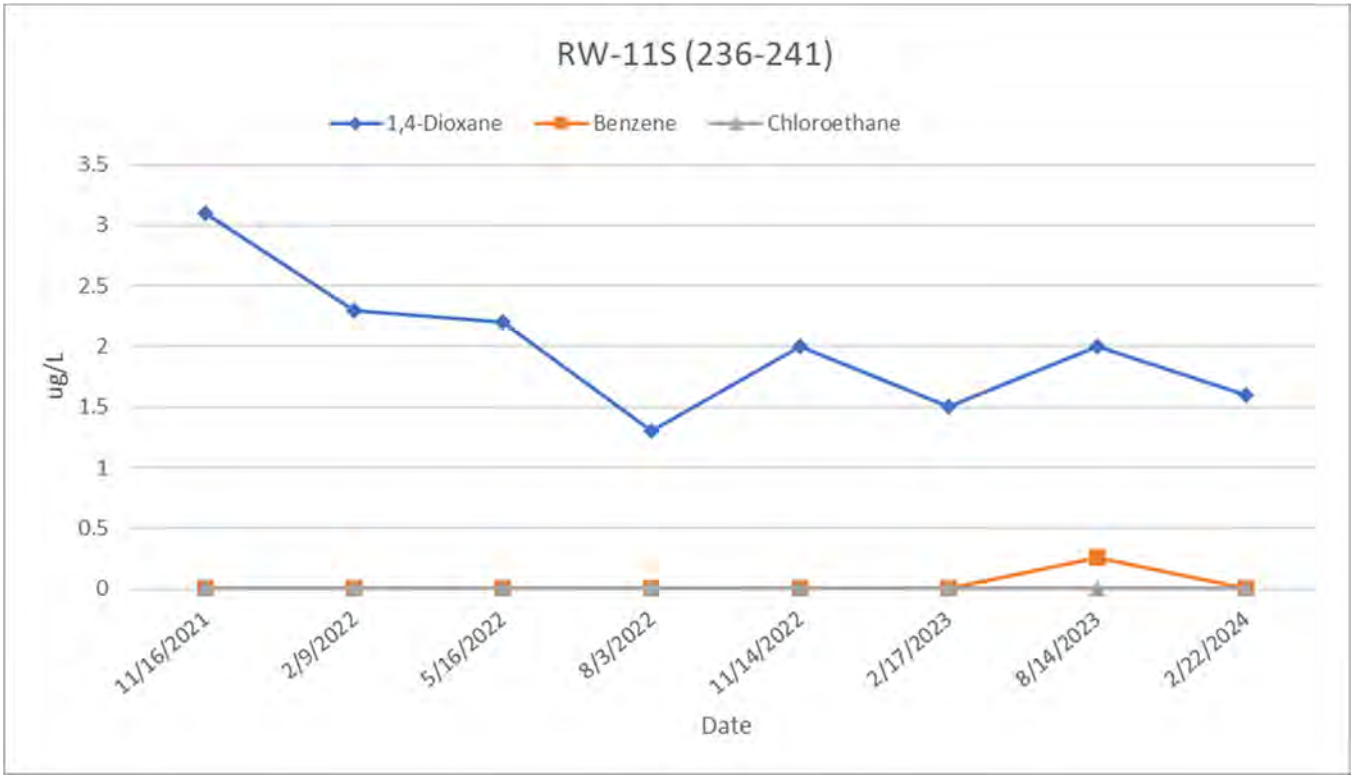

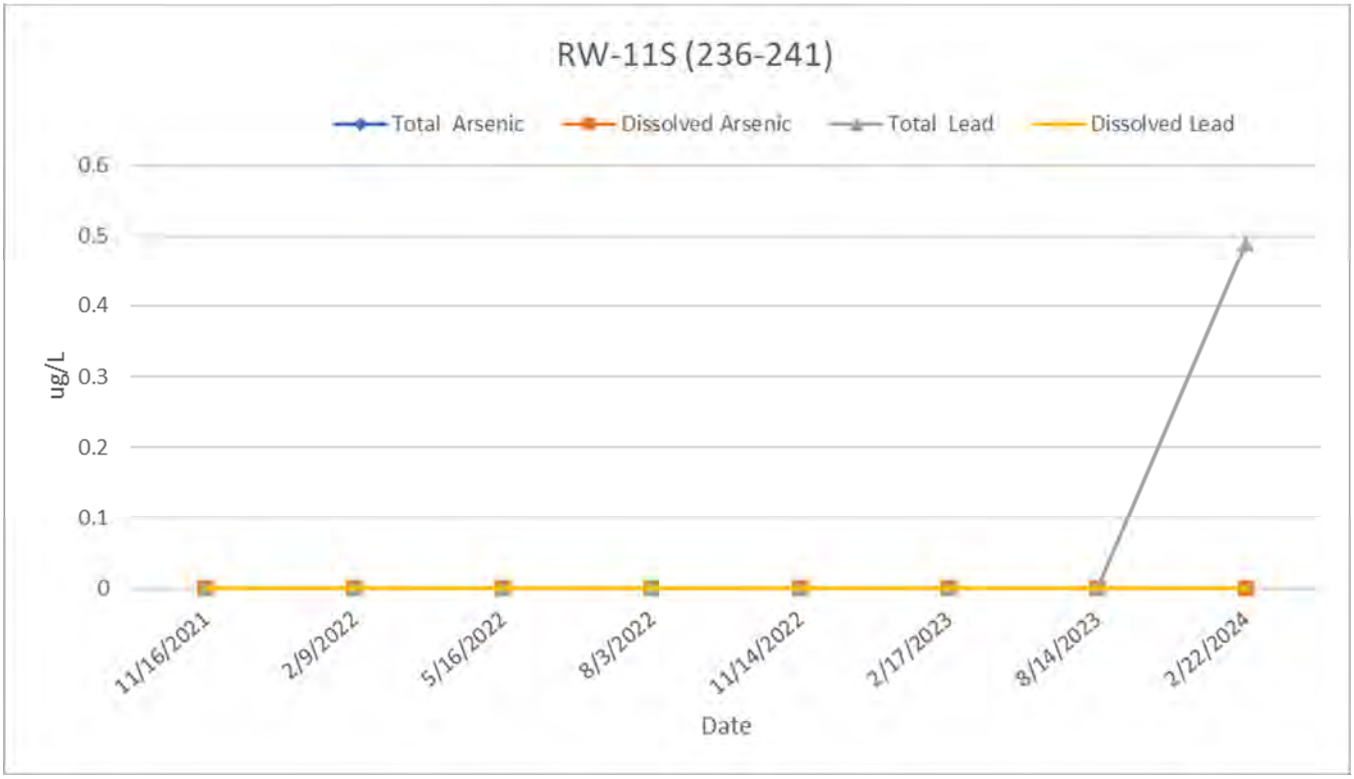

Non-Detect (ND) values plotted as 0 concentration. Blanks indicate parameter not analyzed on noted date.

Time Series Graphs for PMP Bedrock Wells - Continued

(Graphs Organized from Upgradient to Downgradient based on Groundwater Contours – See Figure 3)

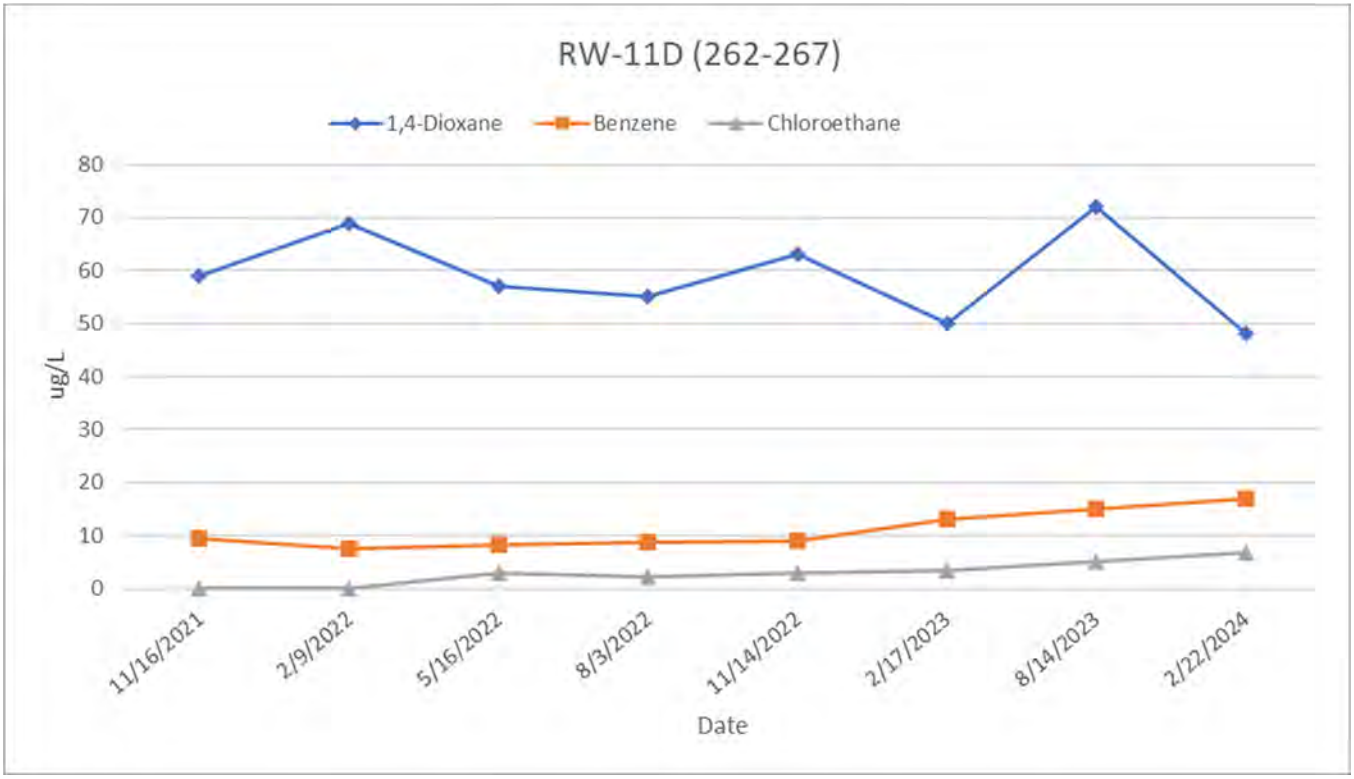

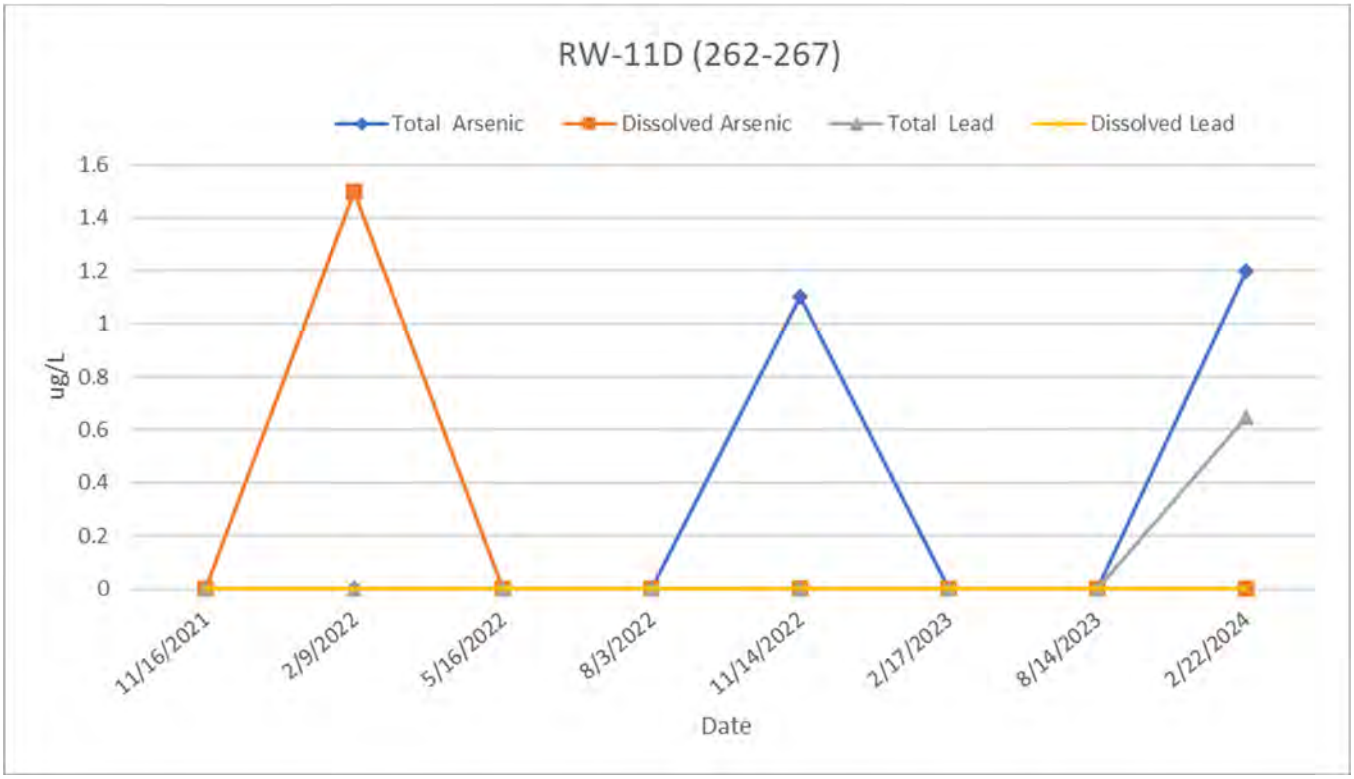

Non-Detect (ND) values plotted as 0 concentration. Blanks indicate parameter not analyzed on noted date.

Time Series Graphs for PMP Bedrock Wells - Continued

(Graphs Organized from Upgradient to Downgradient based on Groundwater Contours – See Figure 3)

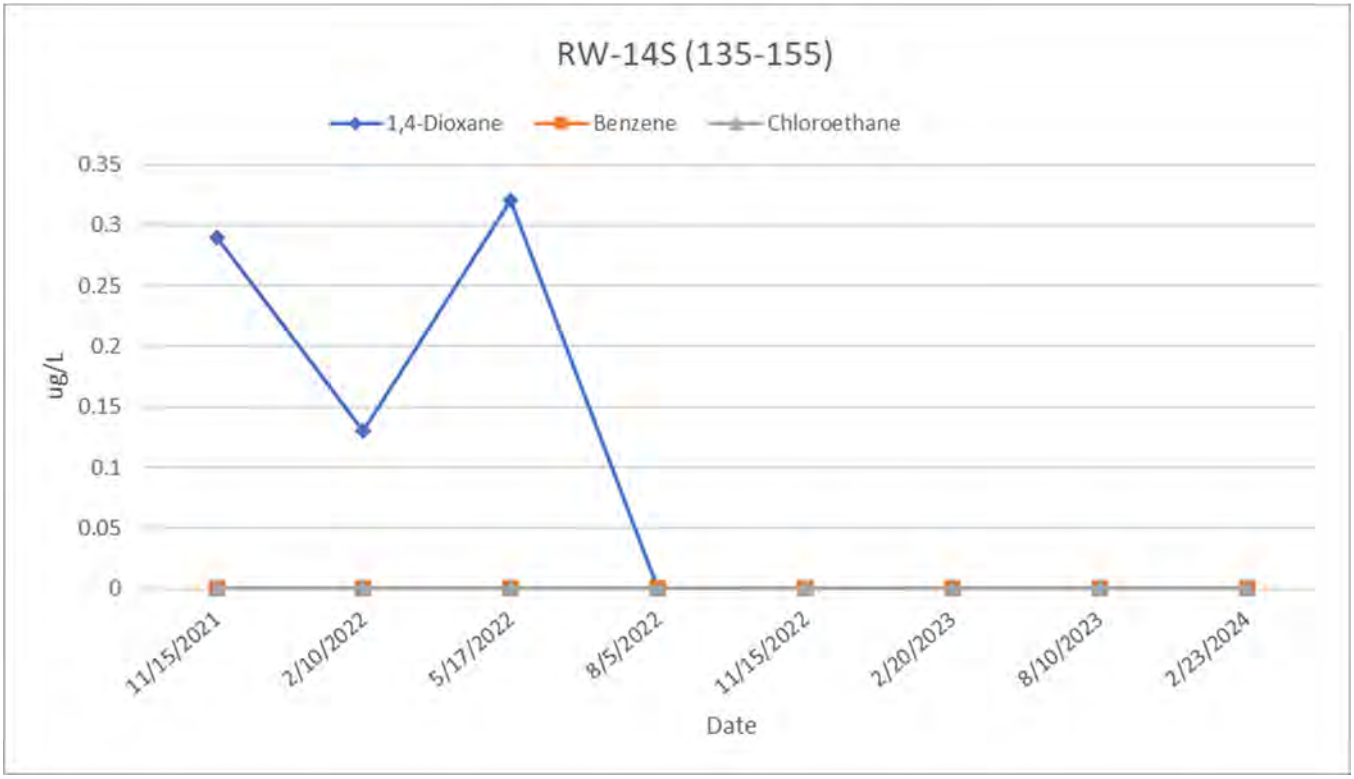

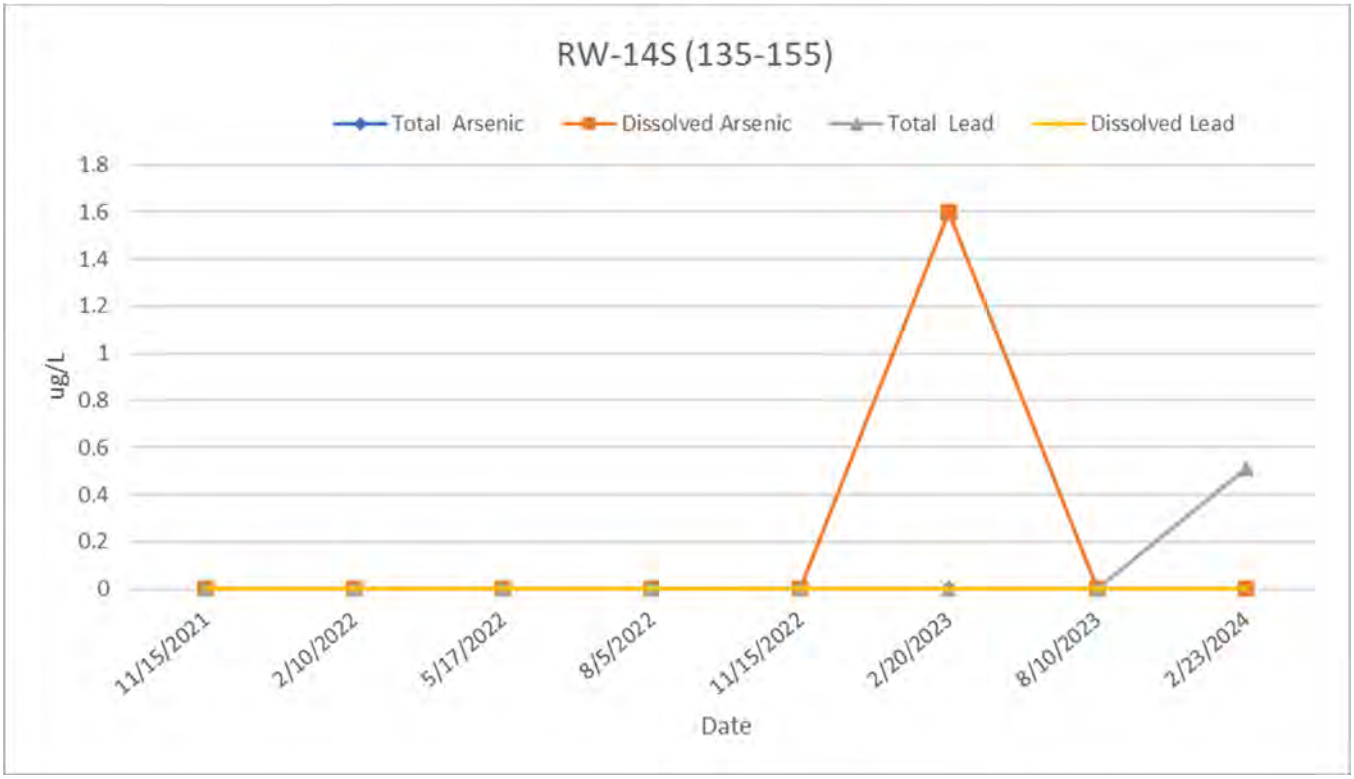

Non-Detect (ND) values plotted as 0 concentration. Blanks indicate parameter not analyzed on noted date.

Time Series Graphs for PMP Bedrock Wells - Continued

(Graphs Organized from Upgradient to Downgradient based on Groundwater Contours – See Figure 3)

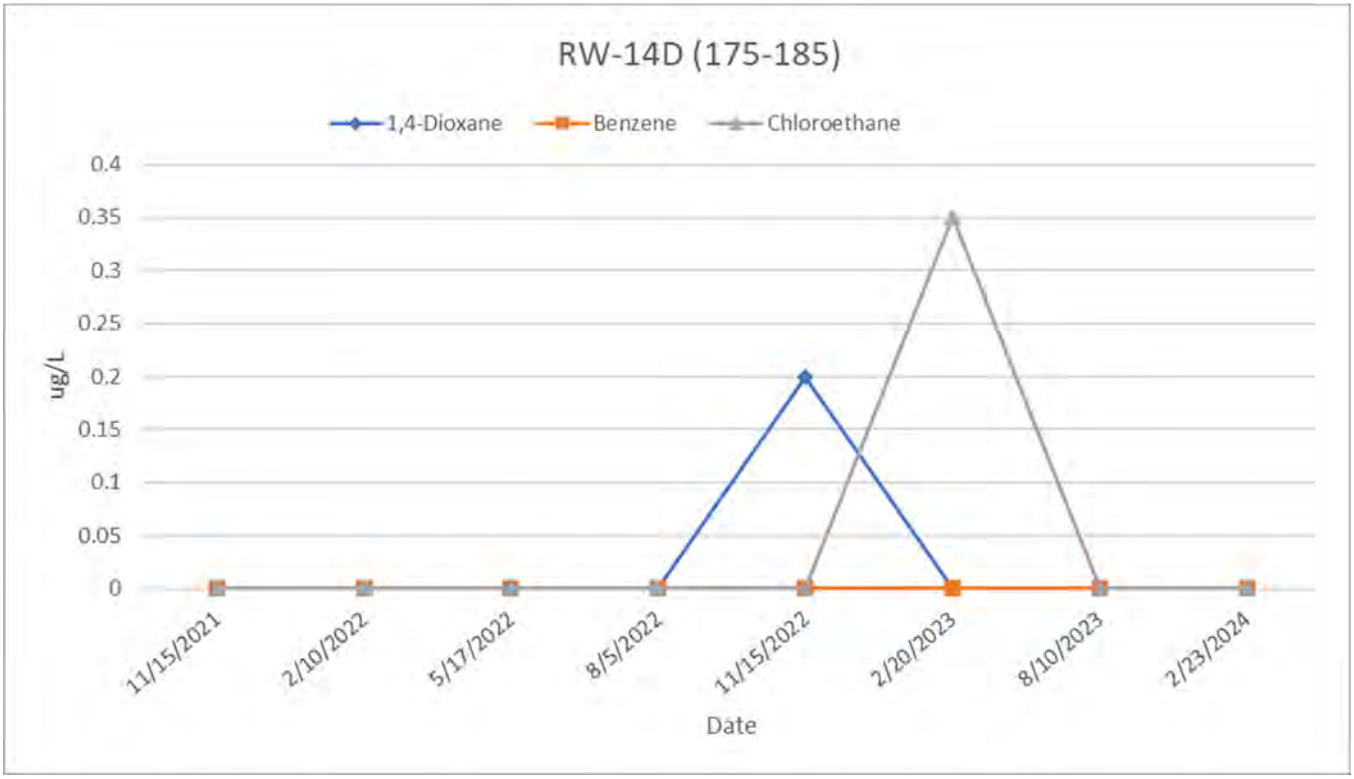

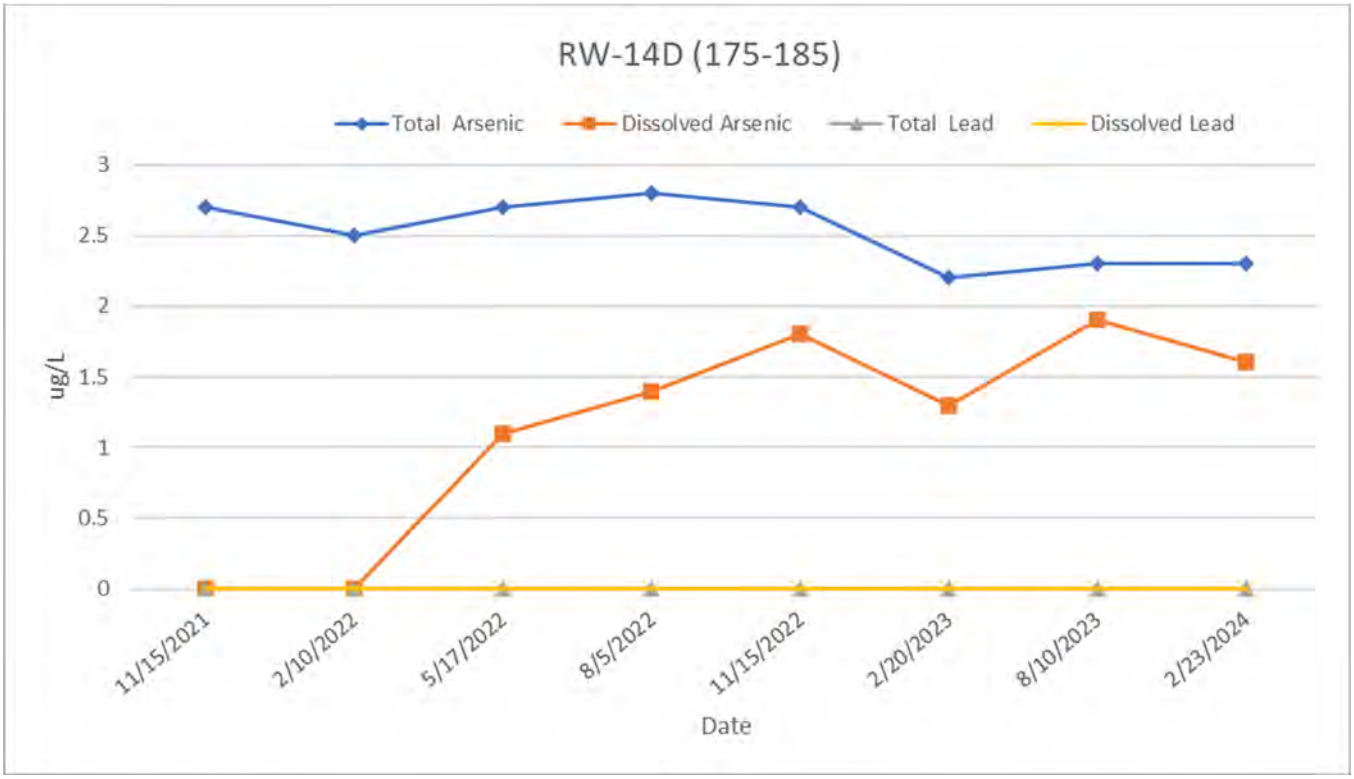

Non-Detect (ND) values plotted as 0 concentration. Blanks indicate parameter not analyzed on noted date.

Time Series Graphs for PMP Bedrock Wells - Continued

(Graphs Organized from Upgradient to Downgradient based on Groundwater Contours – See Figure 3)

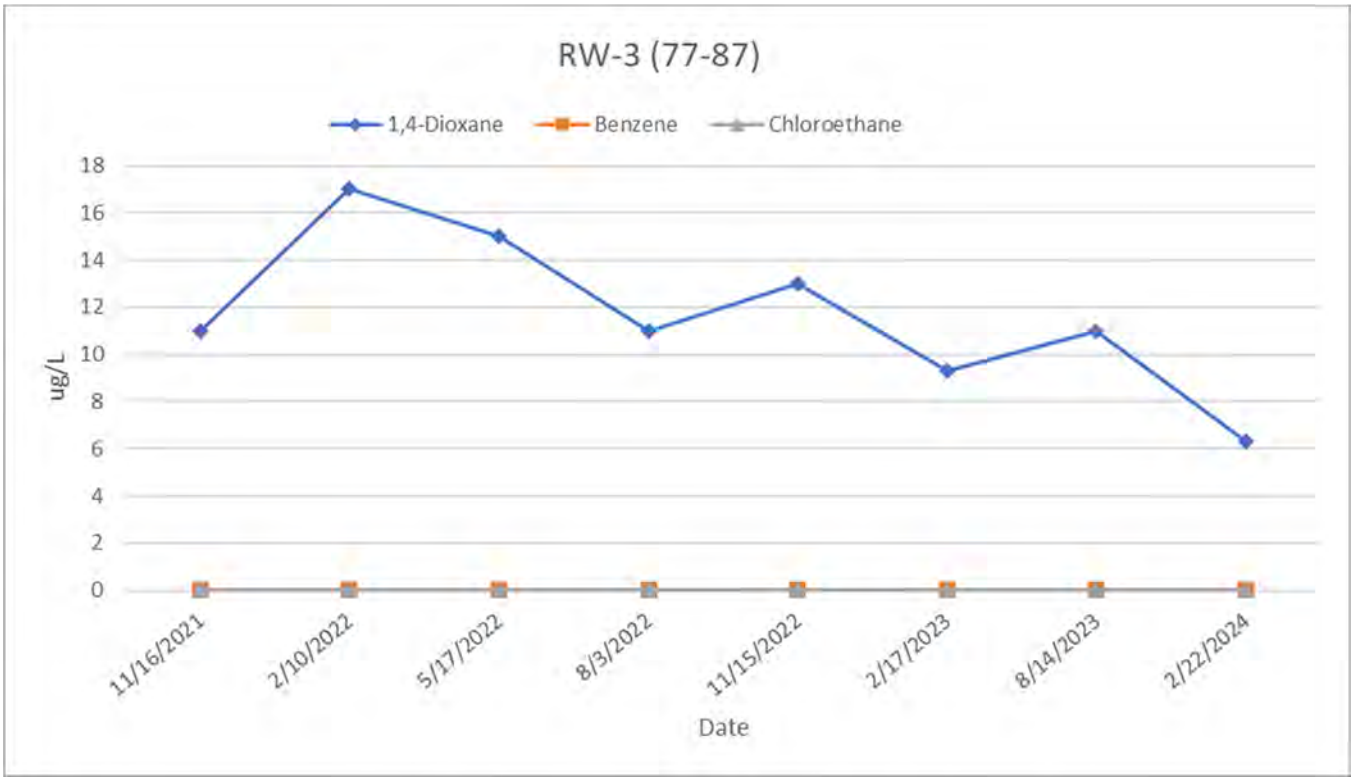

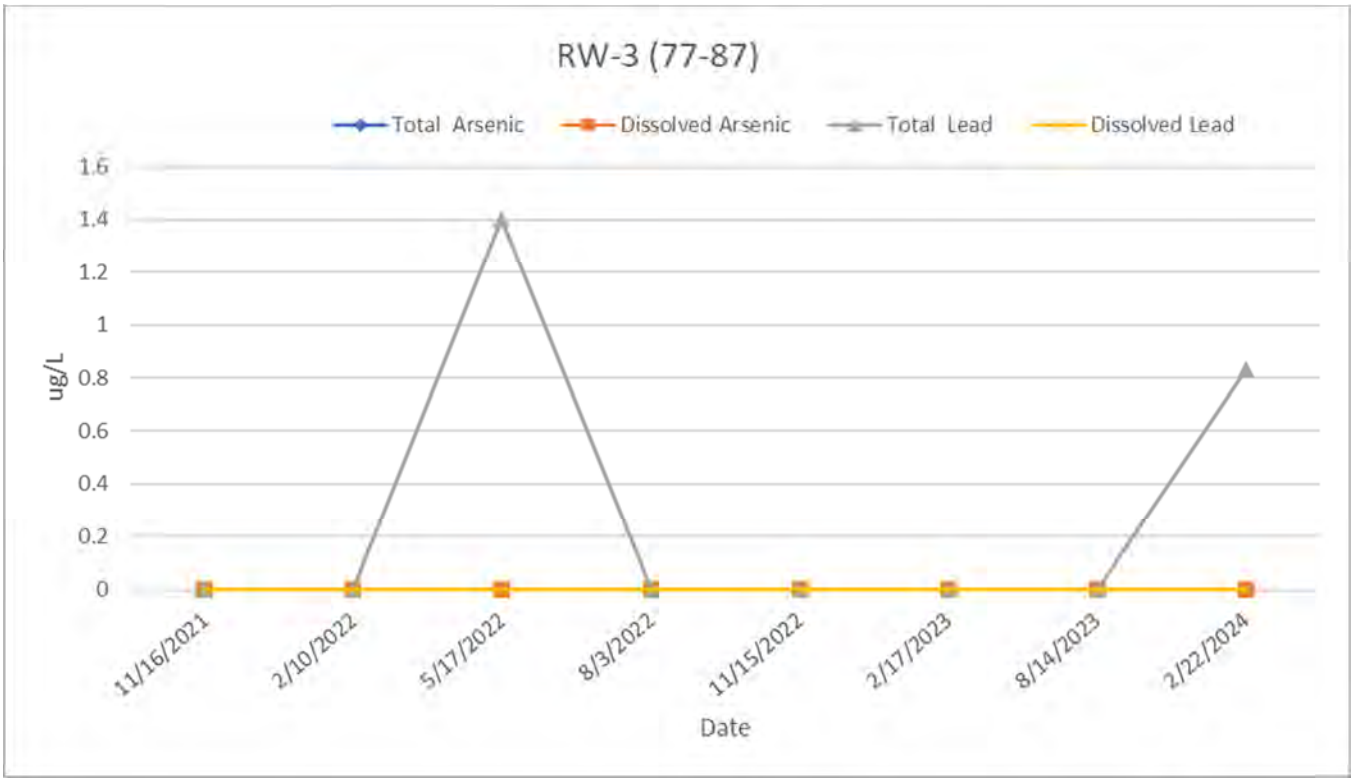

Non-Detect (ND) values plotted as 0 concentration. Blanks indicate parameter not analyzed on noted date.

Time Series Graphs for PMP Bedrock Wells - Continued

(Graphs Organized from Upgradient to Downgradient based on Groundwater Contours – See Figure 3)

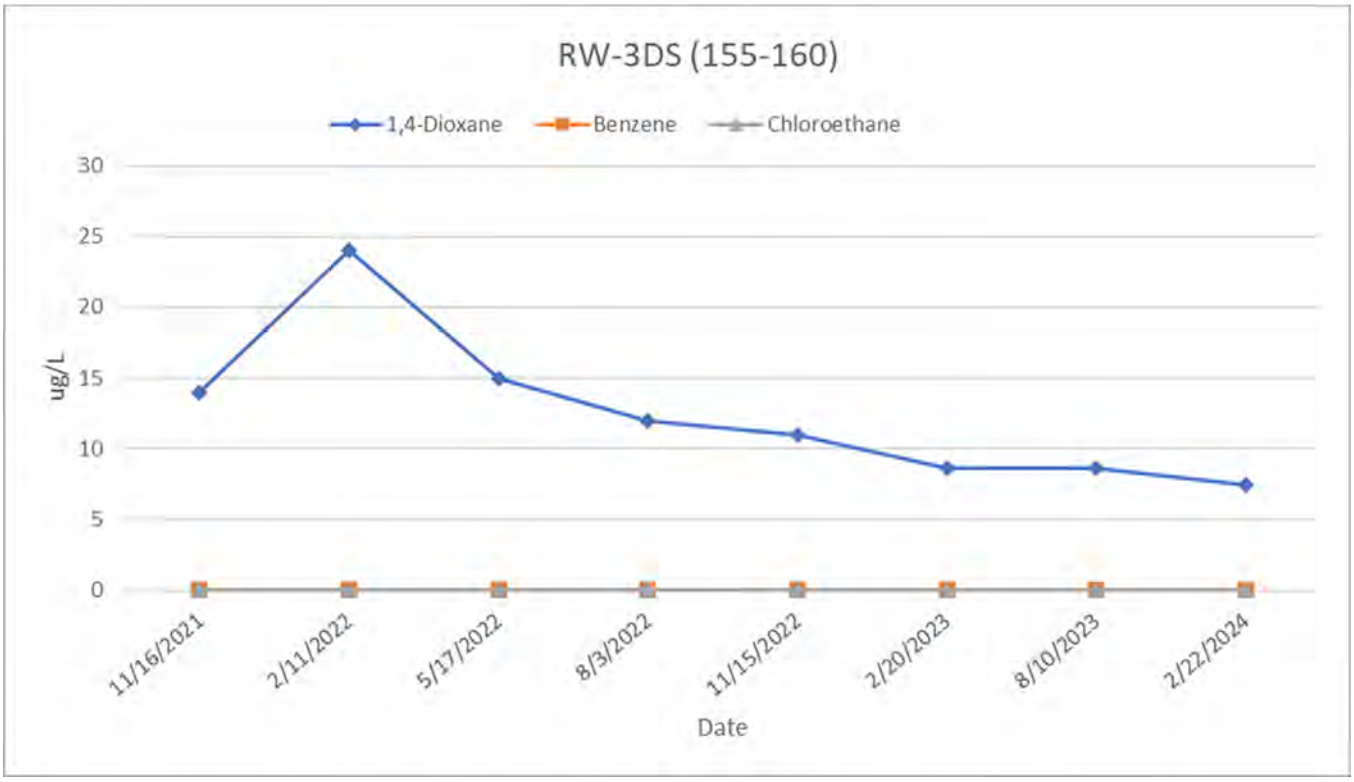

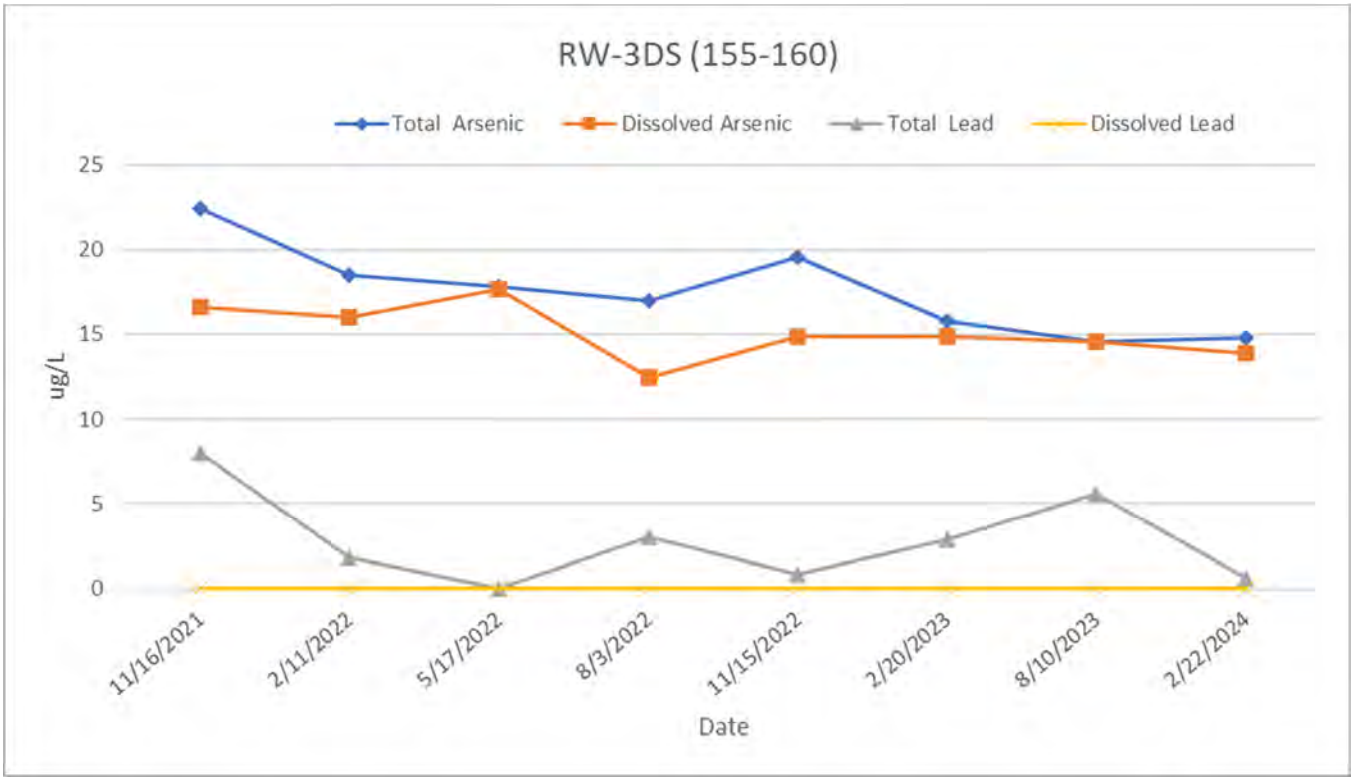

Non-Detect (ND) values plotted as 0 concentration. Blanks indicate parameter not analyzed on noted date.

Time Series Graphs for PMP Bedrock Wells - Continued

(Graphs Organized from Upgradient to Downgradient based on Groundwater Contours – See Figure 3)

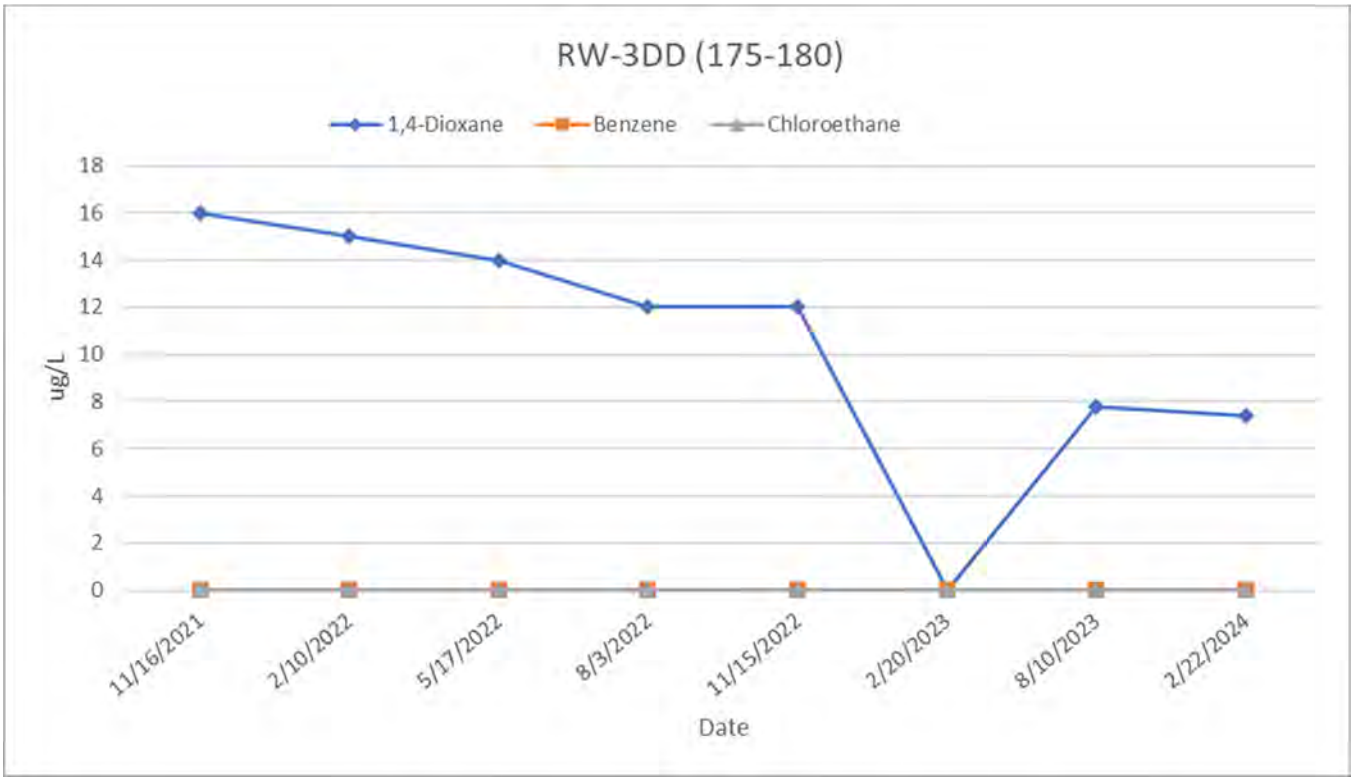

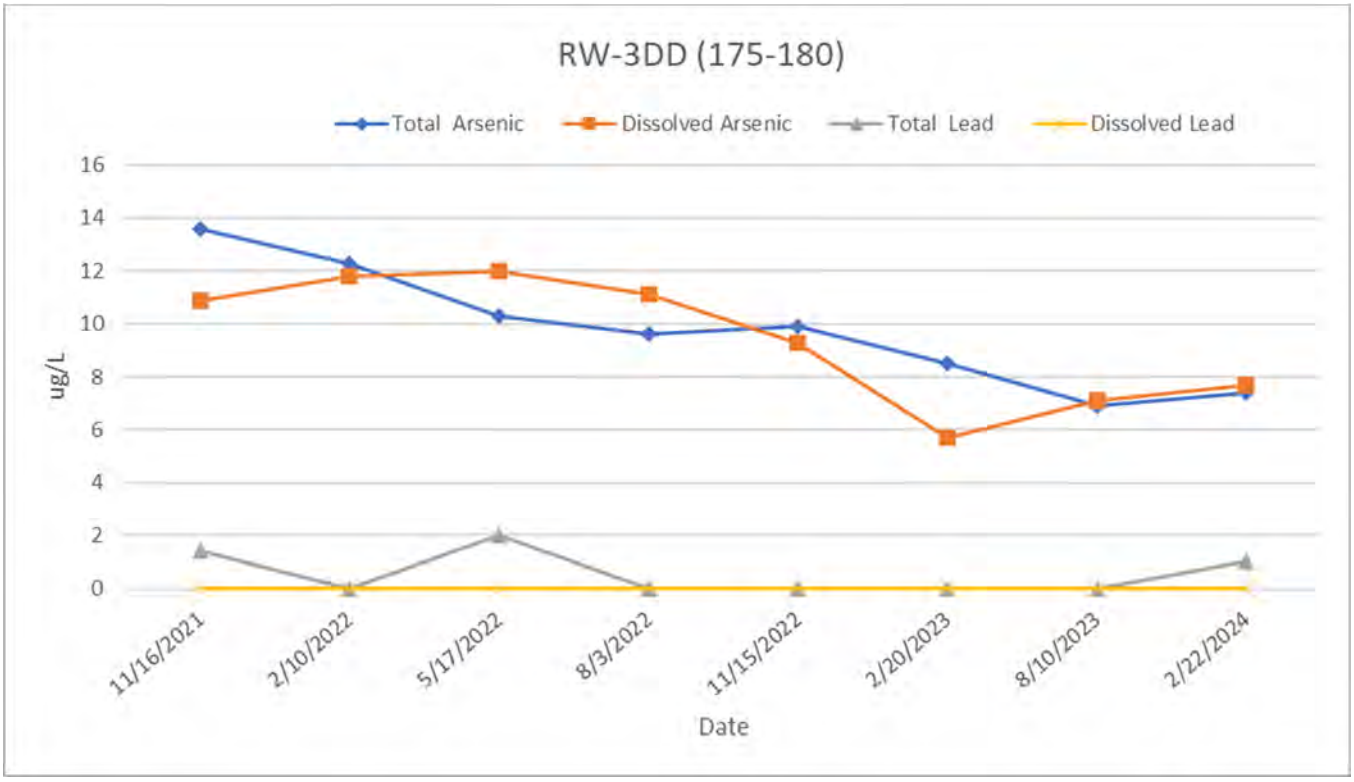

Non-Detect (ND) values plotted as 0 concentration. Blanks indicate parameter not analyzed on noted date.

Time Series Graphs for PMP Bedrock Wells - Continued

(Graphs Organized from Upgradient to Downgradient based on Groundwater Contours – See Figure 3)

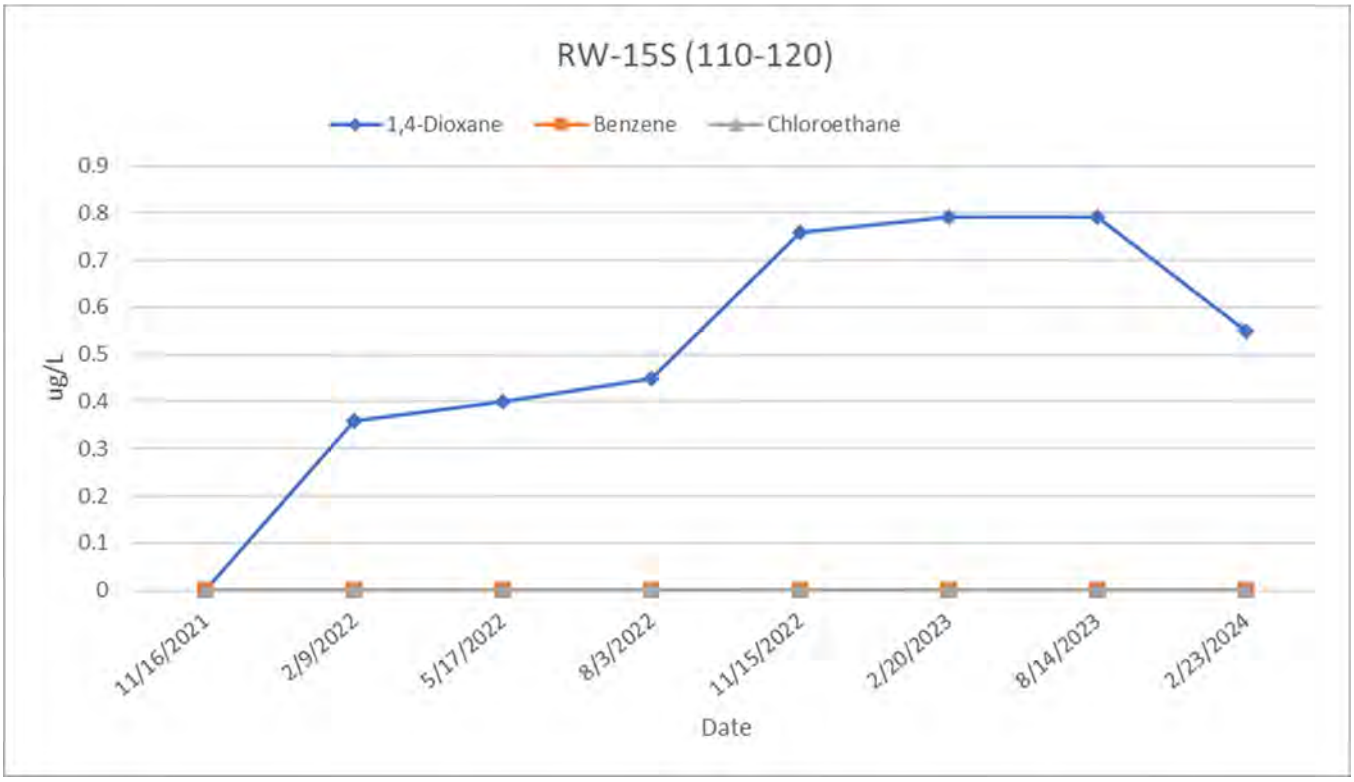

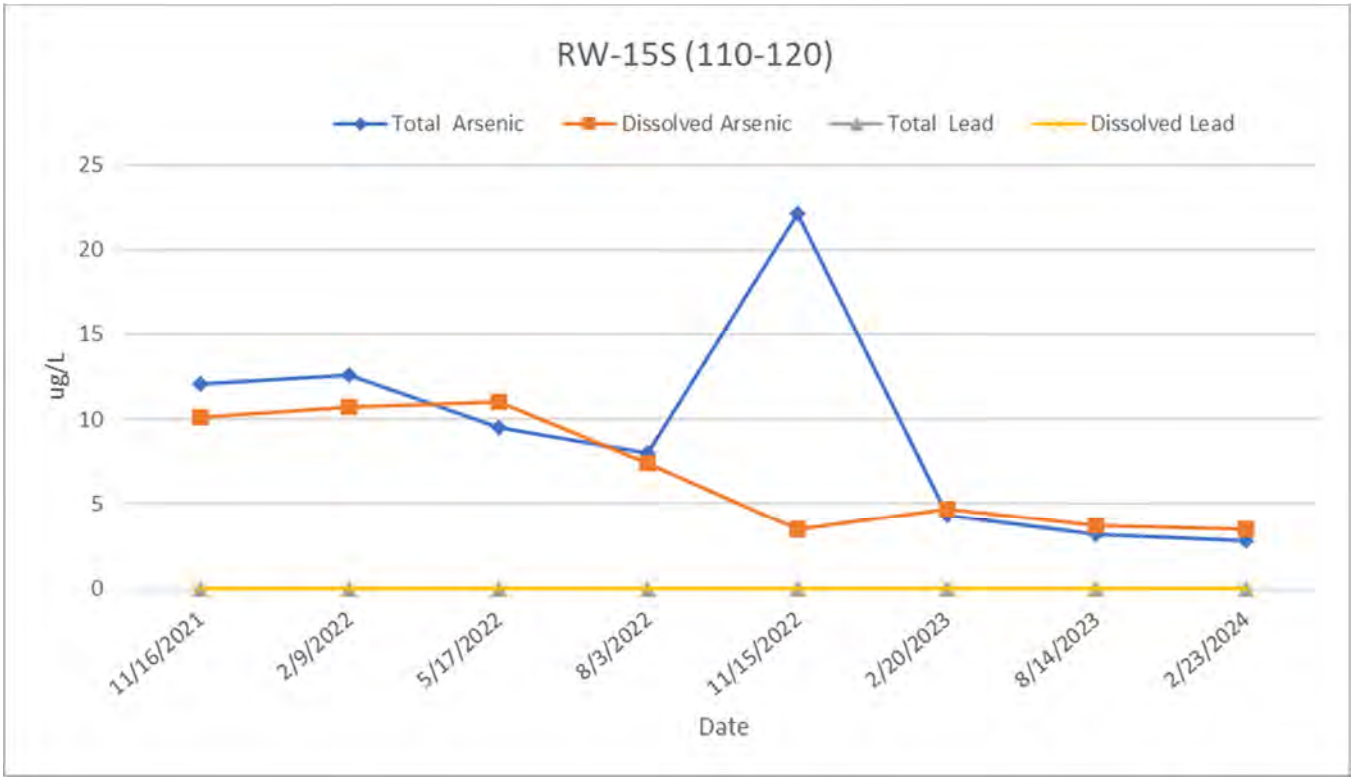

Non-Detect (ND) values plotted as 0 concentration. Blanks indicate parameter not analyzed on noted date.

Time Series Graphs for PMP Bedrock Wells - Continued

(Graphs Organized from Upgradient to Downgradient based on Groundwater Contours – See Figure 3)

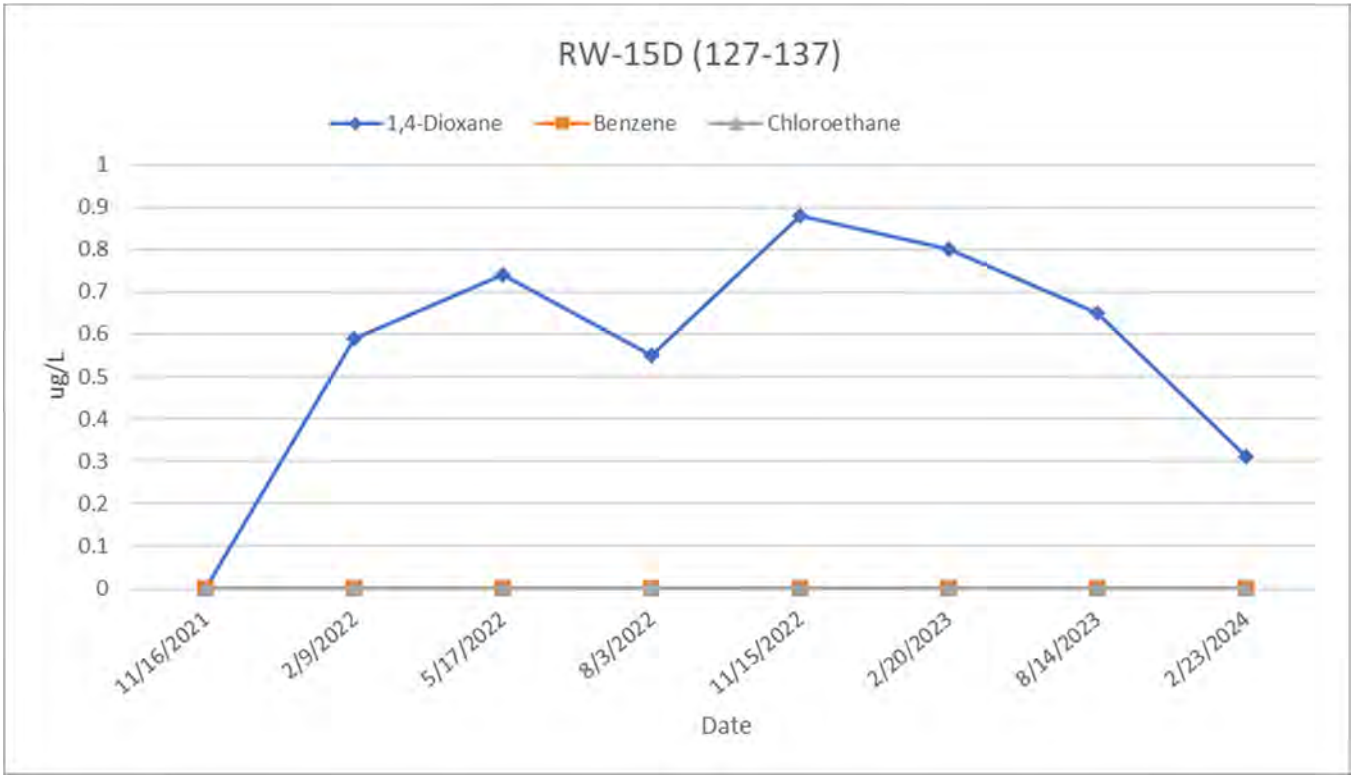

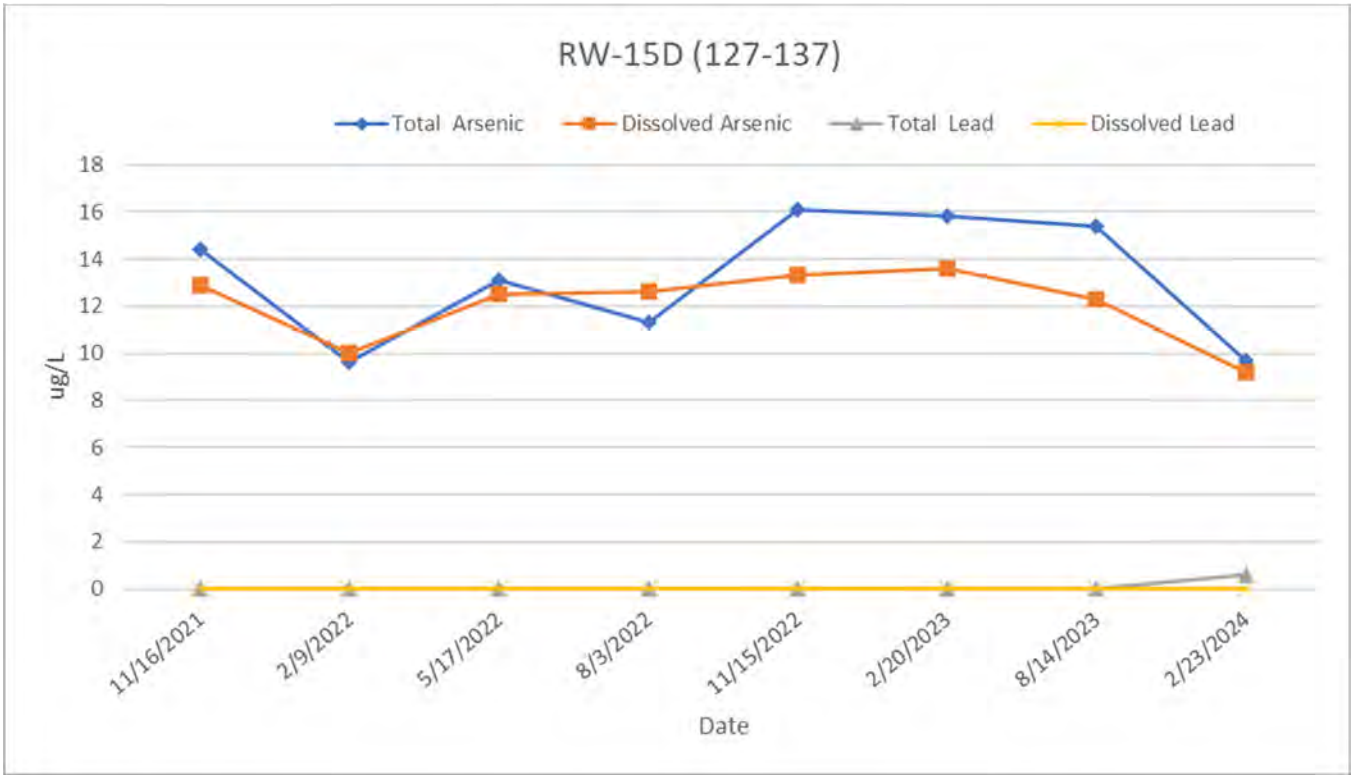

Non-Detect (ND) values plotted as 0 concentration. Blanks indicate parameter not analyzed on noted date.

Time Series Graphs for OCDA Overburden Wells

(Graphs Organized from Upgradient to Downgradient based on Groundwater Contours – See Figure 4)

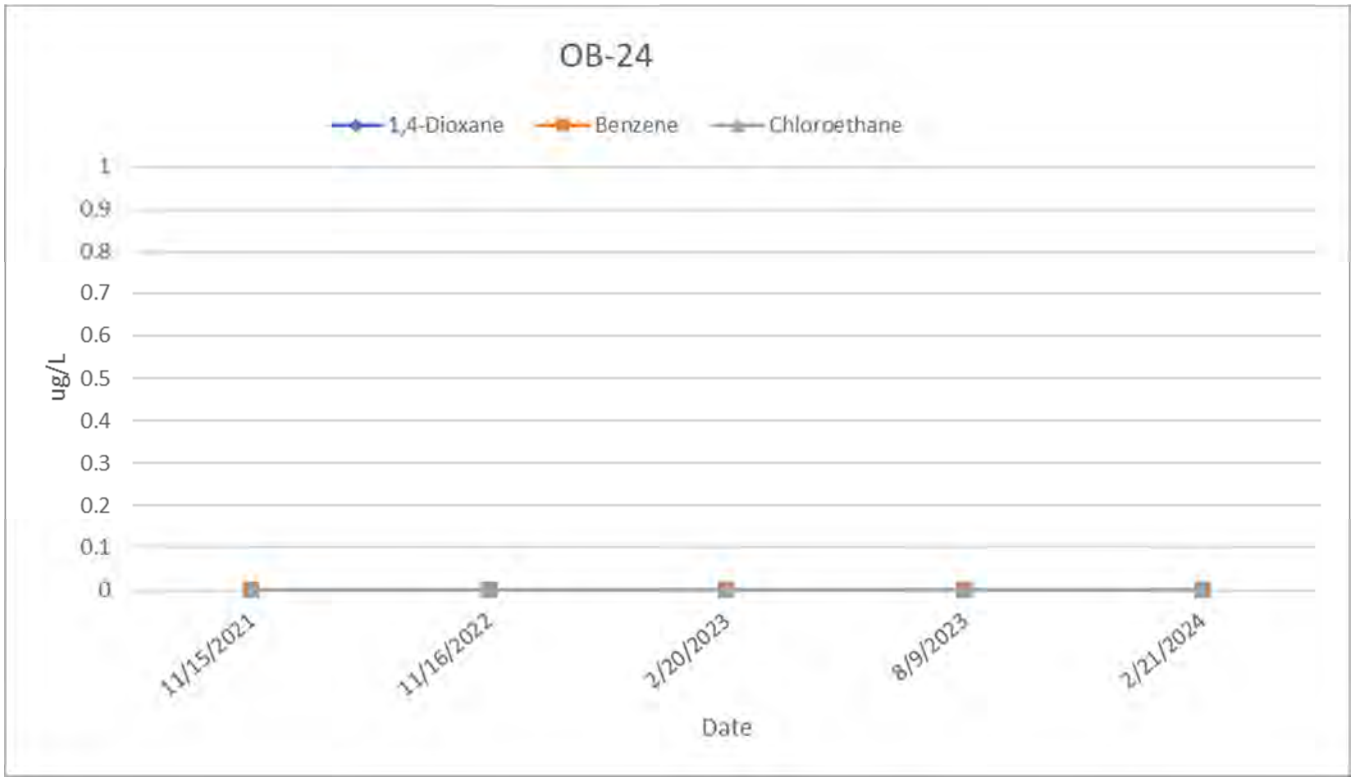

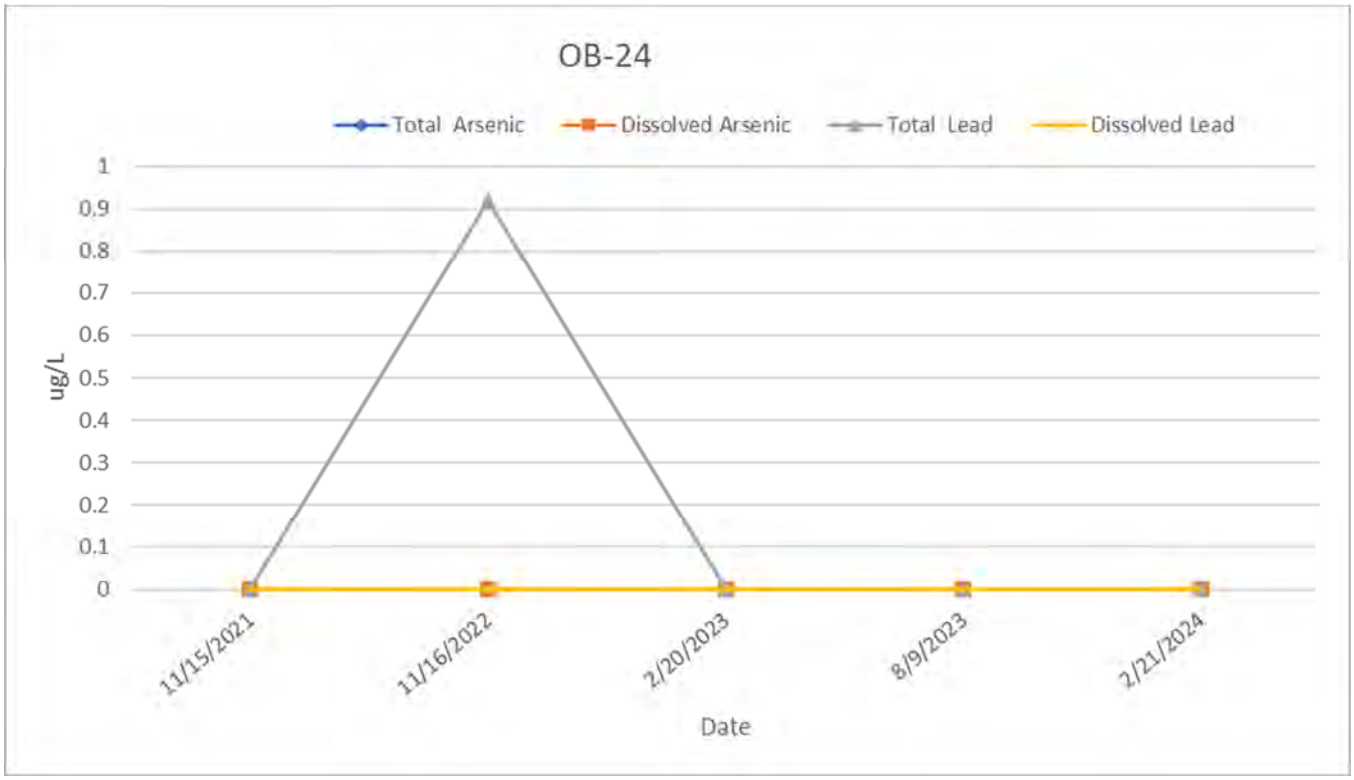

Non-Detect (ND) values plotted as 0 concentration. Blanks indicate parameter not analyzed on noted date.

Time Series Graphs for OCDA Overburden Wells - Continued

(Graphs Organized from Upgradient to Downgradient based on Groundwater Contours – See Figure 4)

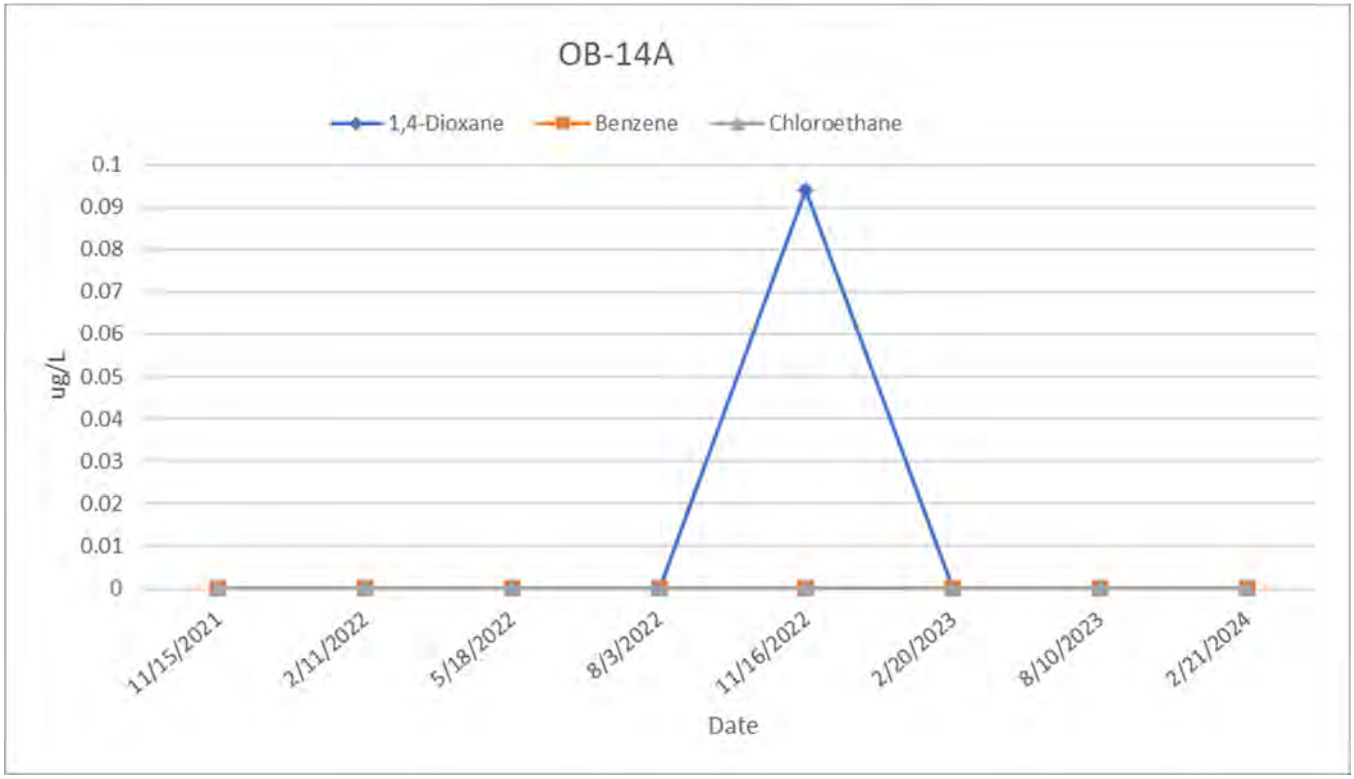

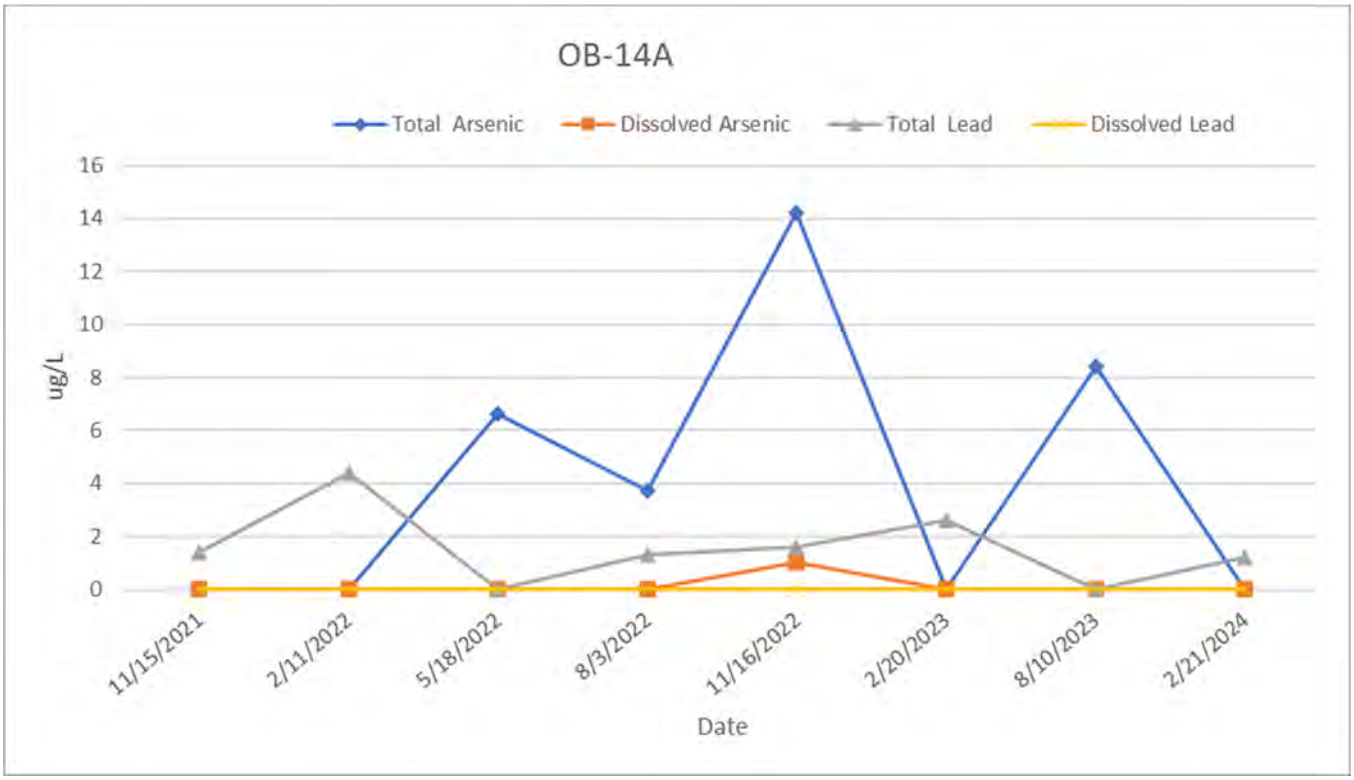

Non-Detect (ND) values plotted as 0 concentration. Blanks indicate parameter not analyzed on noted date.

Time Series Graphs for OCDA Overburden Wells - Continued

(Graphs Organized from Upgradient to Downgradient based on Groundwater Contours – See Figure 4)

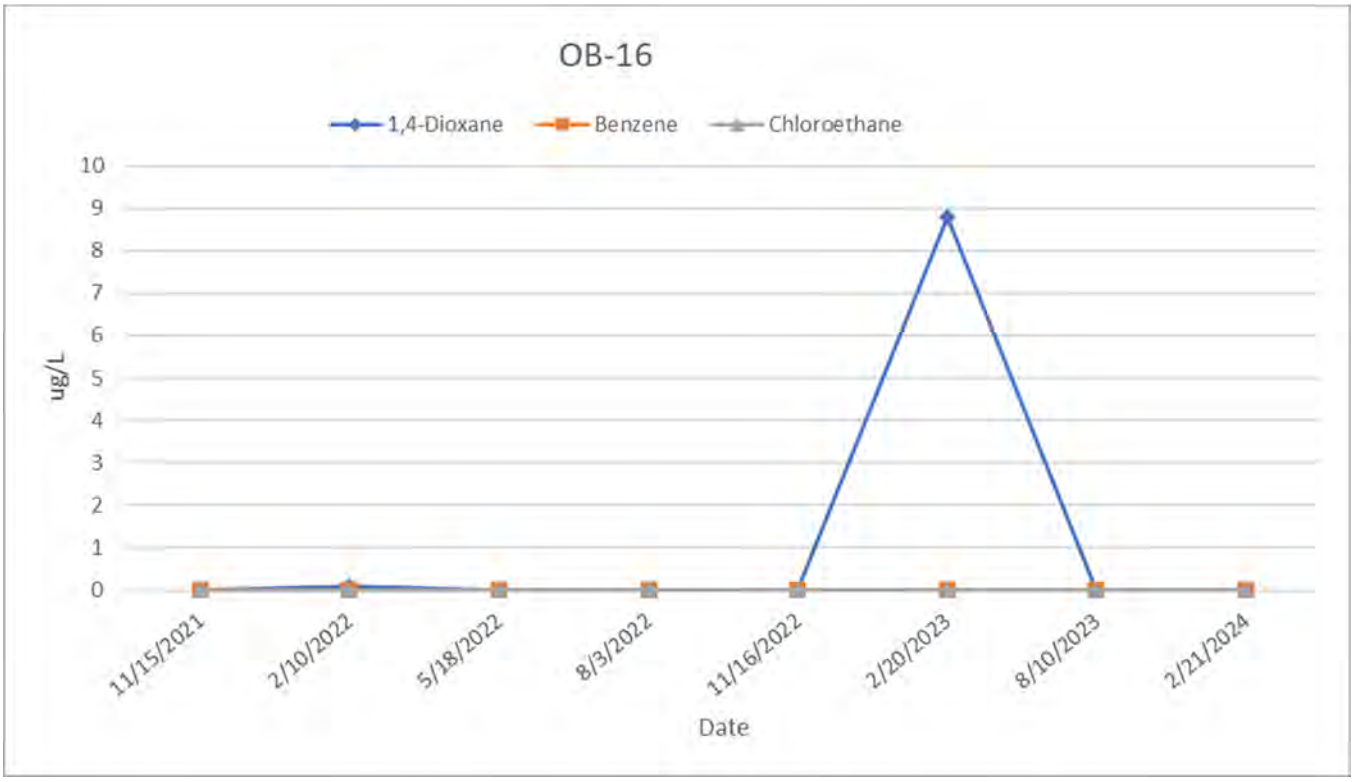

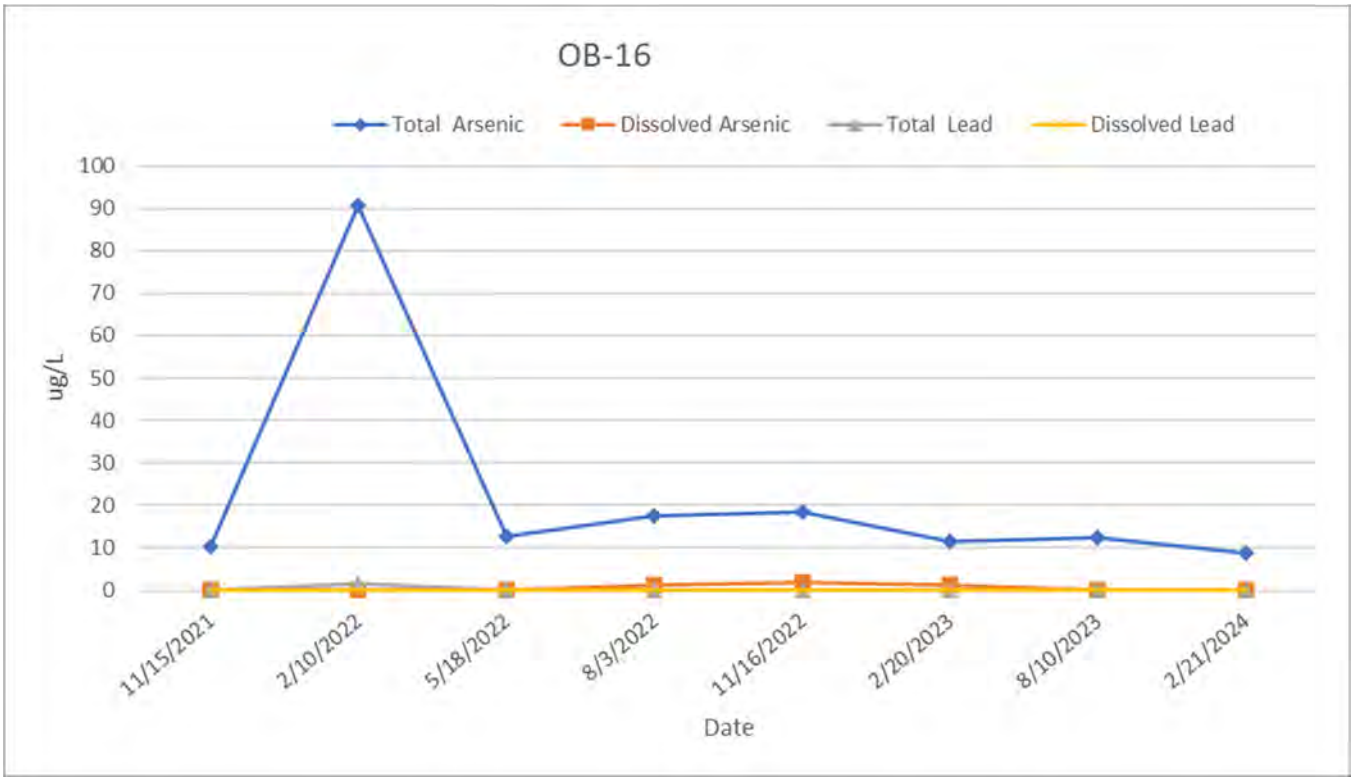

Non-Detect (ND) values plotted as 0 concentration. Blanks indicate parameter not analyzed on noted date.

Time Series Graphs for OCDA Overburden Wells - Continued

(Graphs Organized from Upgradient to Downgradient based on Groundwater Contours – See Figure 4)

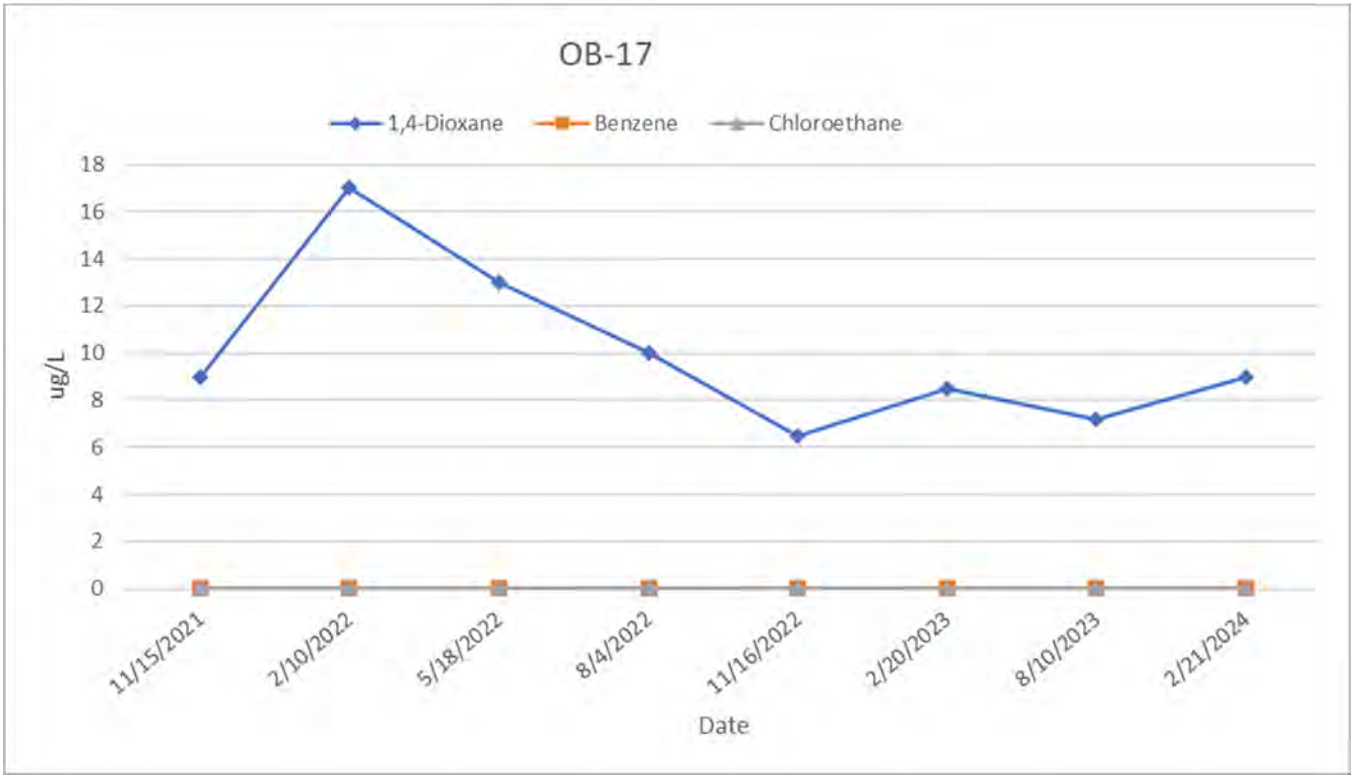

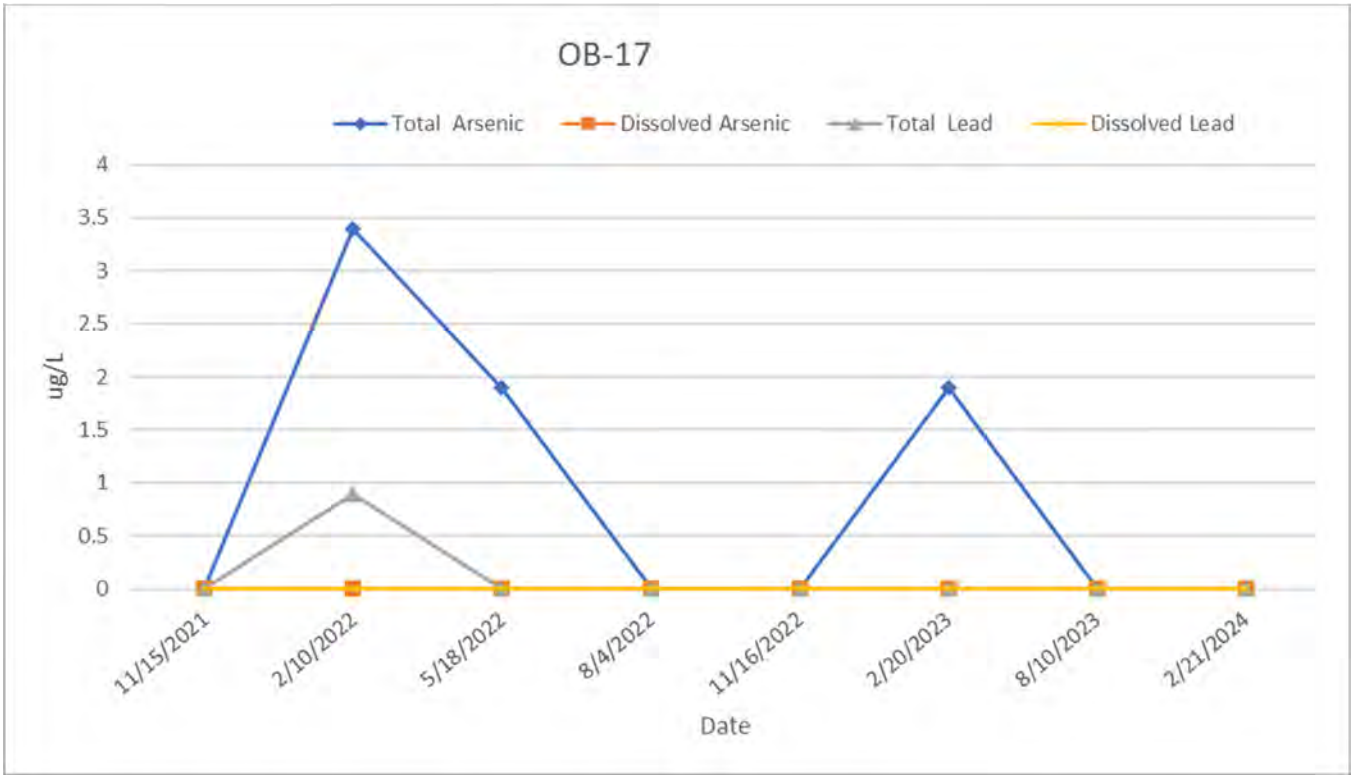

Non-Detect (ND) values plotted as 0 concentration. Blanks indicate parameter not analyzed on noted date.

Time Series Graphs for CMP Bedrock Wells

(Graphs Organized from Upgradient to Downgradient based on Groundwater Contours – See Figure 6)

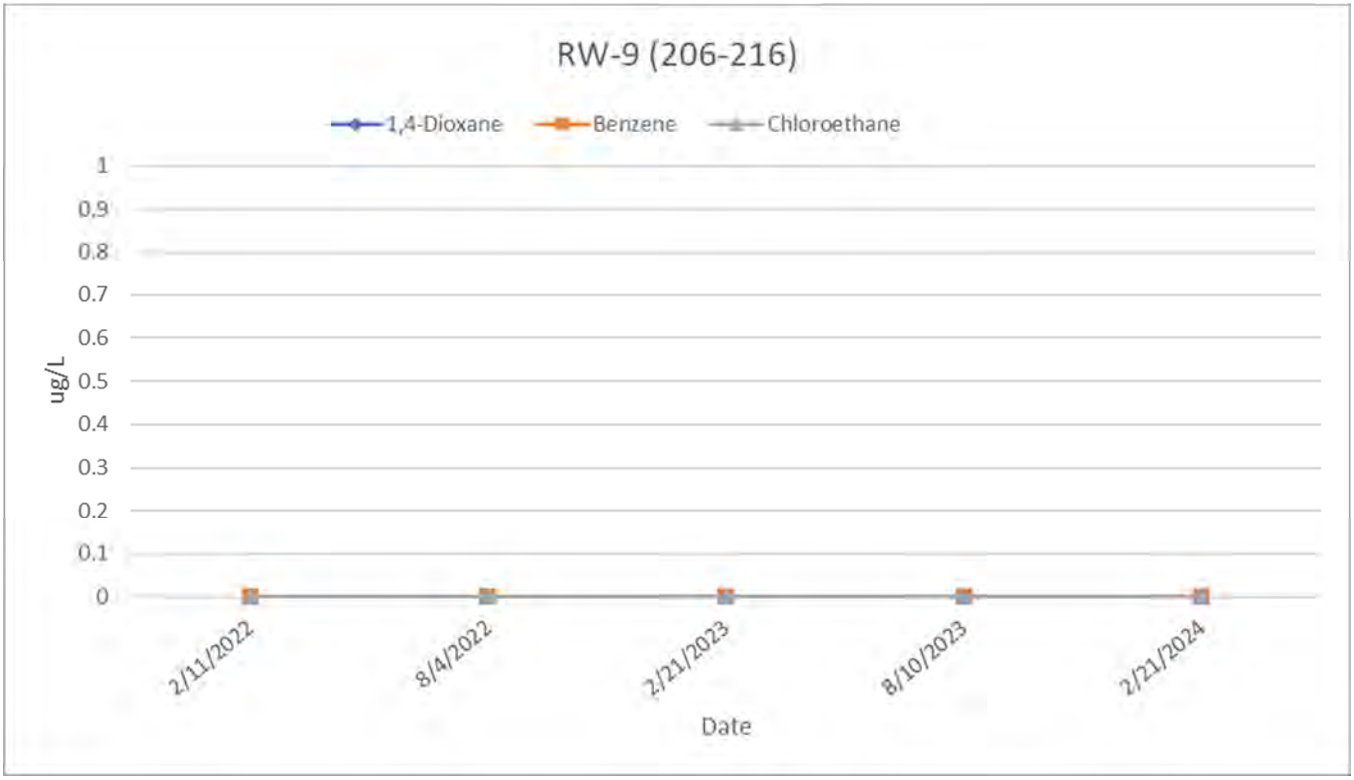

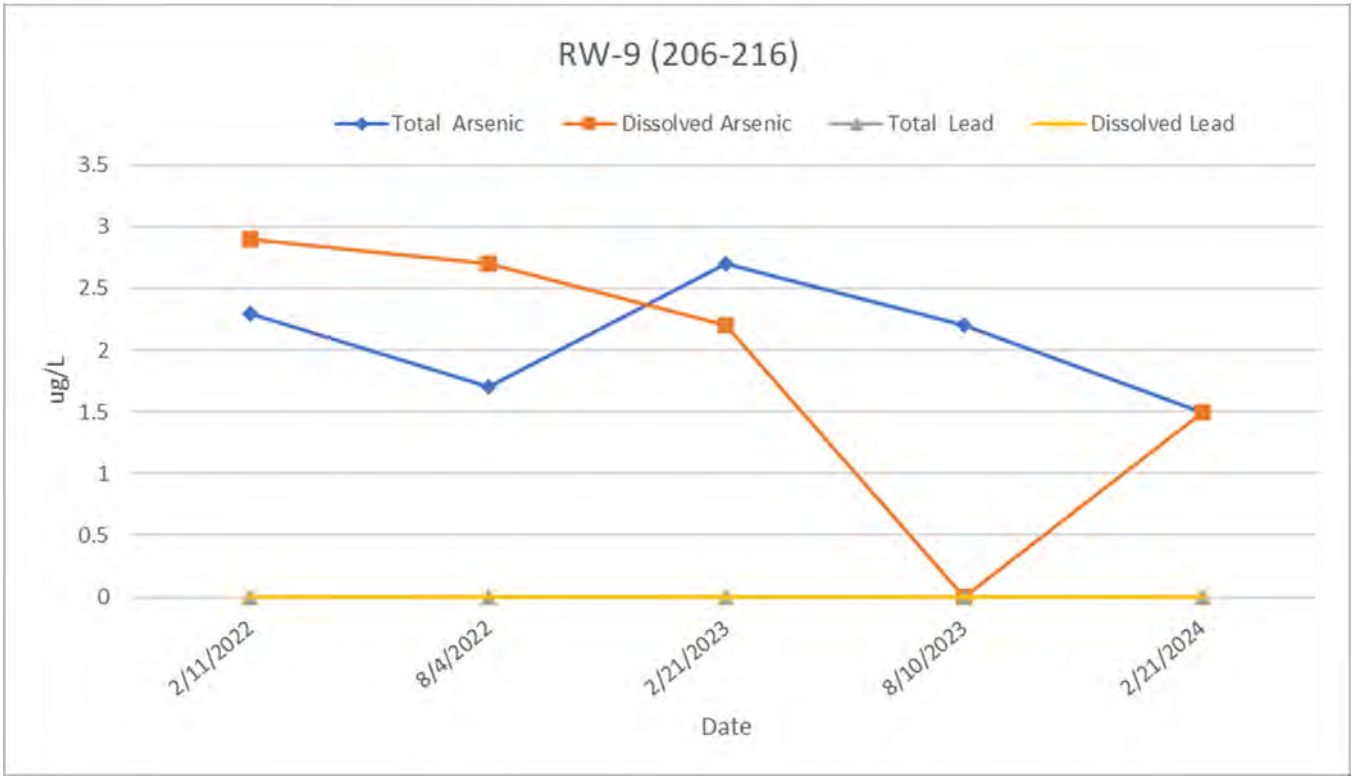

Non-Detect (ND) values plotted as 0 concentration. Blanks indicate parameter not analyzed on noted date.

Time Series Graphs for CMP Bedrock Wells - Continued

(Graphs Organized from Upgradient to Downgradient based on Groundwater Contours – See Figure 6)

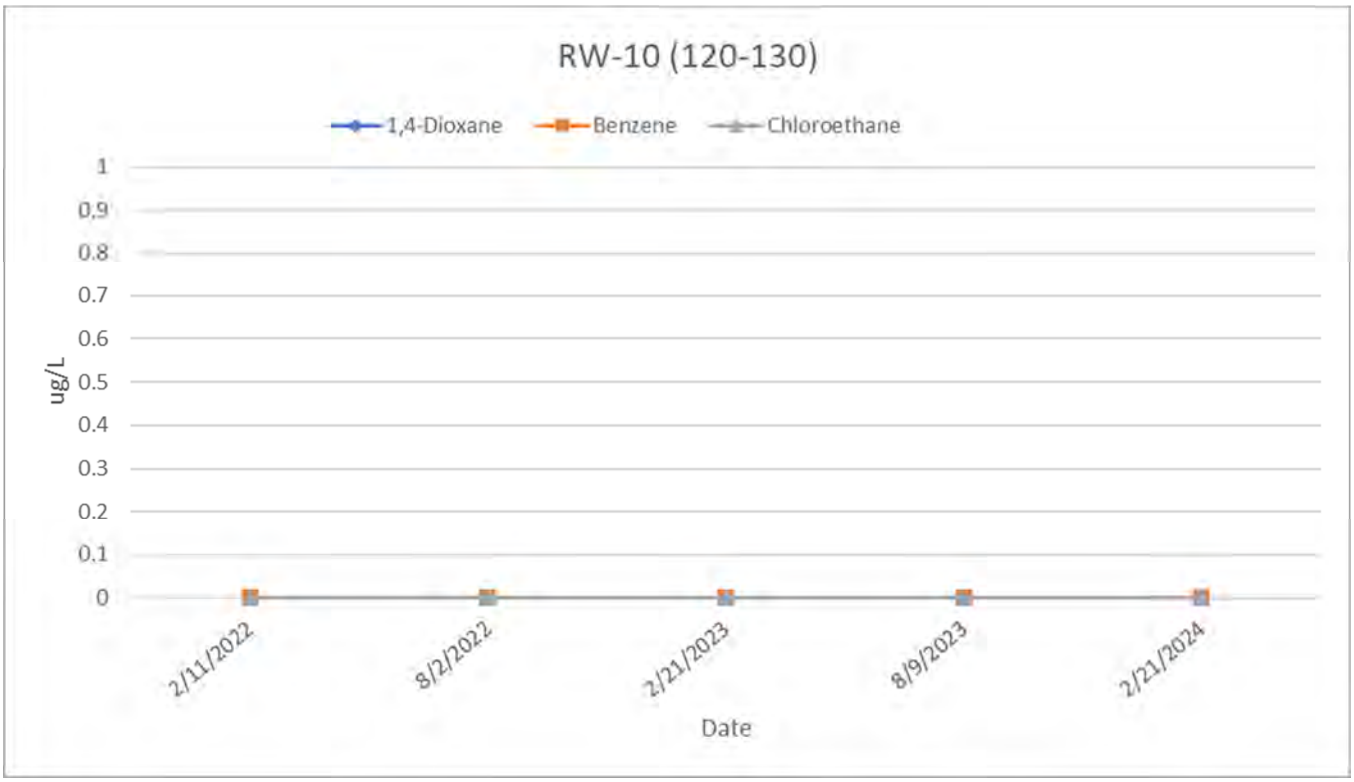

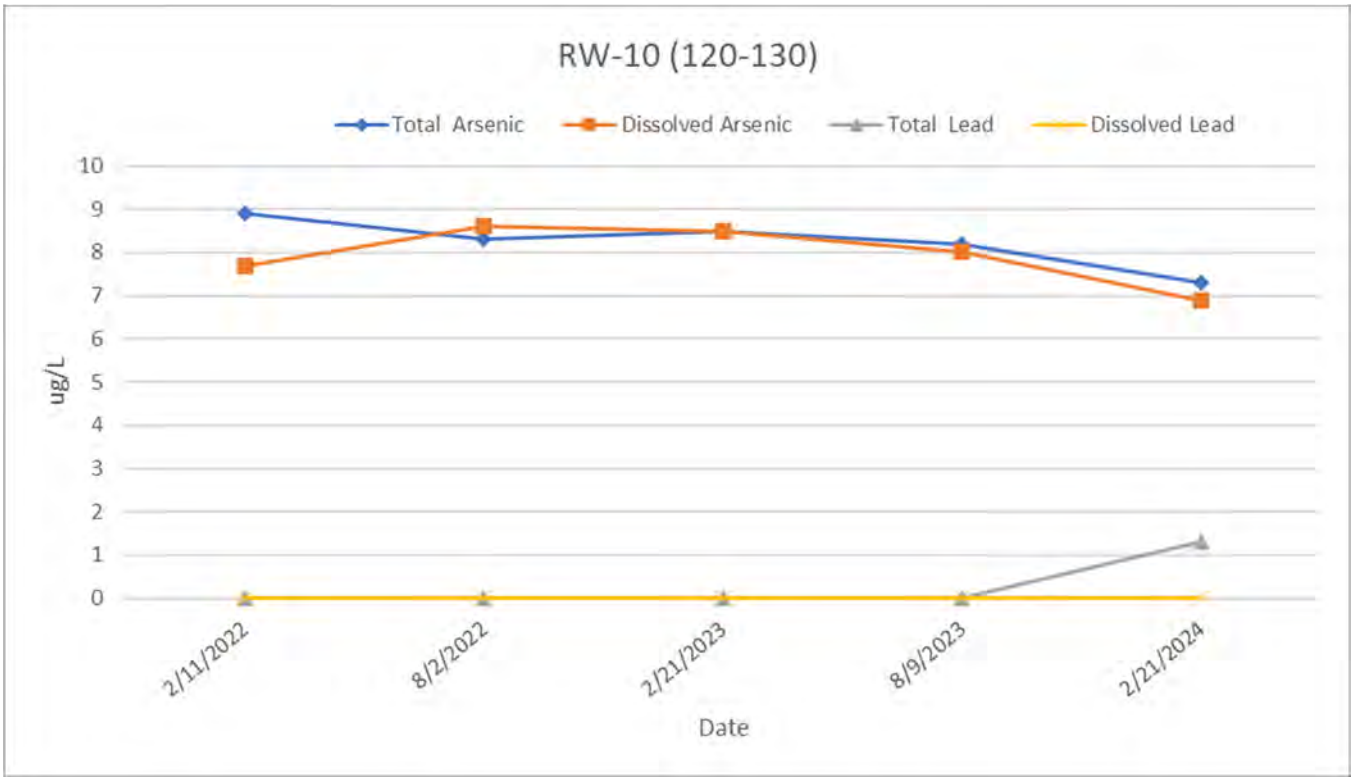

Non-Detect (ND) values plotted as 0 concentration. Blanks indicate parameter not analyzed on noted date.

Time Series Graphs for CMP Bedrock Wells - Continued

(Graphs Organized from Upgradient to Downgradient based on Groundwater Contours – See Figure 6)

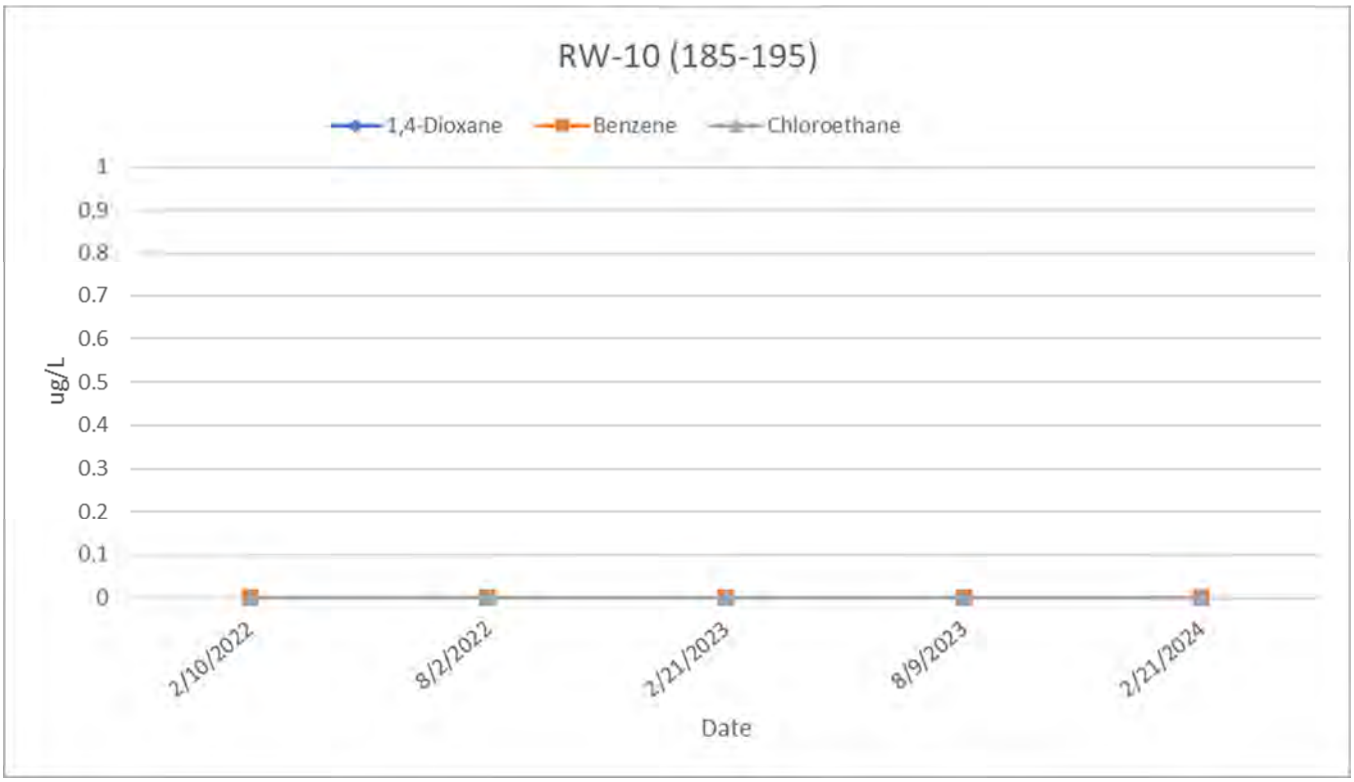

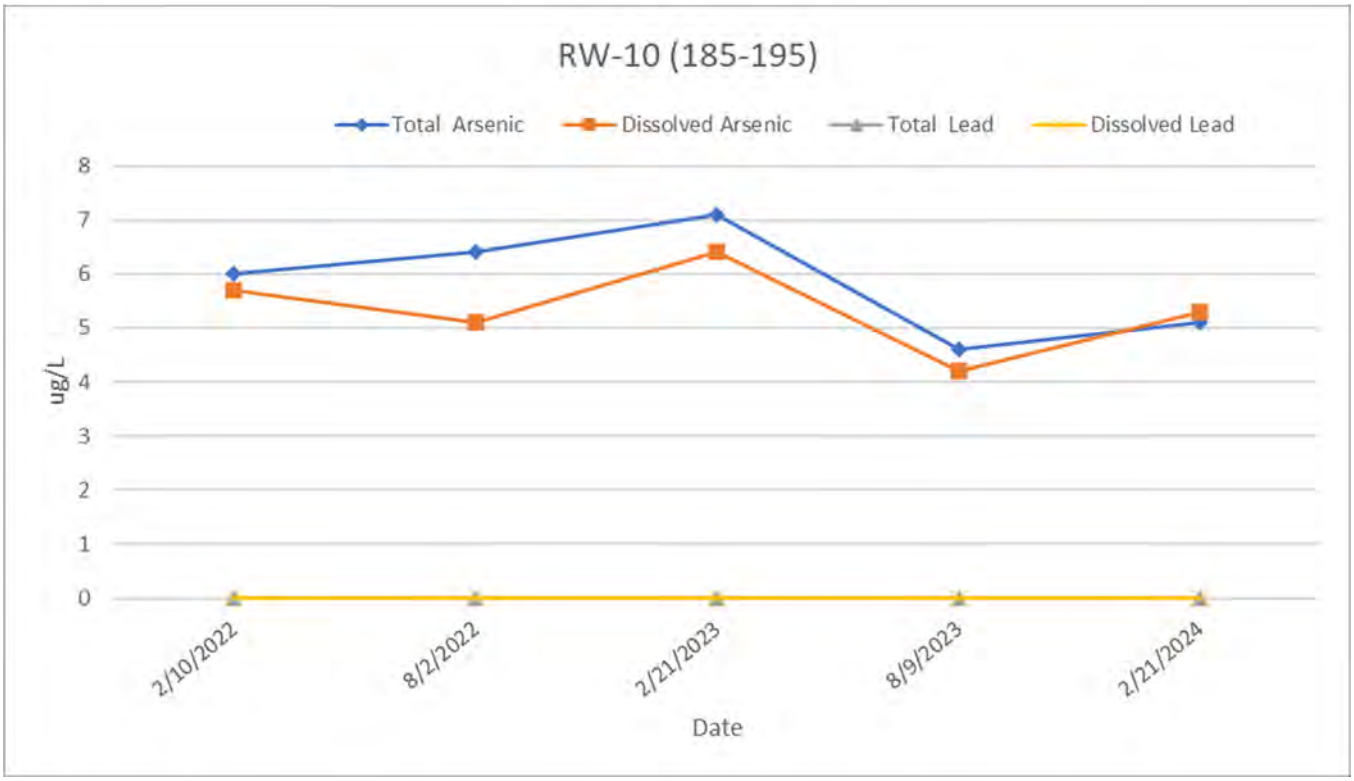

Non-Detect (ND) values plotted as 0 concentration. Blanks indicate parameter not analyzed on noted date.

Time Series Graphs for CMP Bedrock Wells - Continued

(Graphs Organized from Upgradient to Downgradient based on Groundwater Contours – See Figure 6)

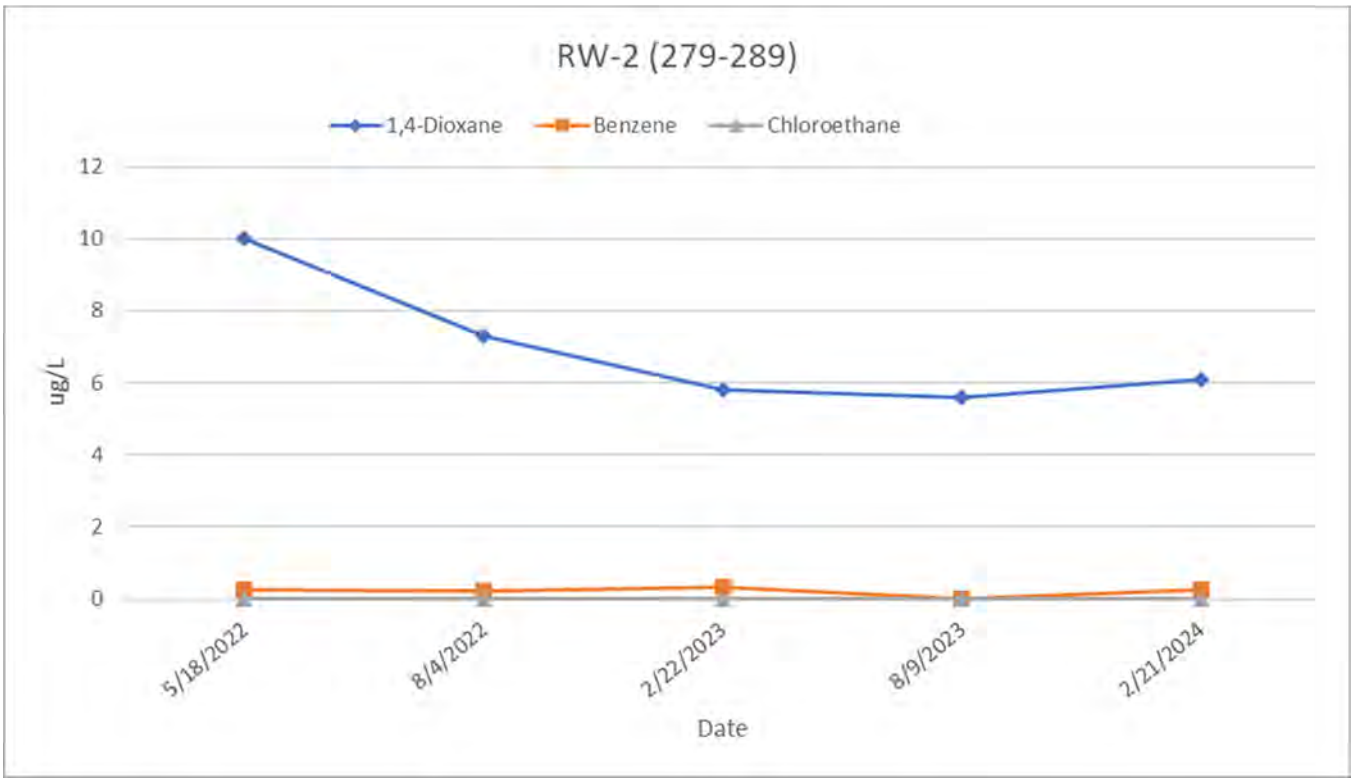

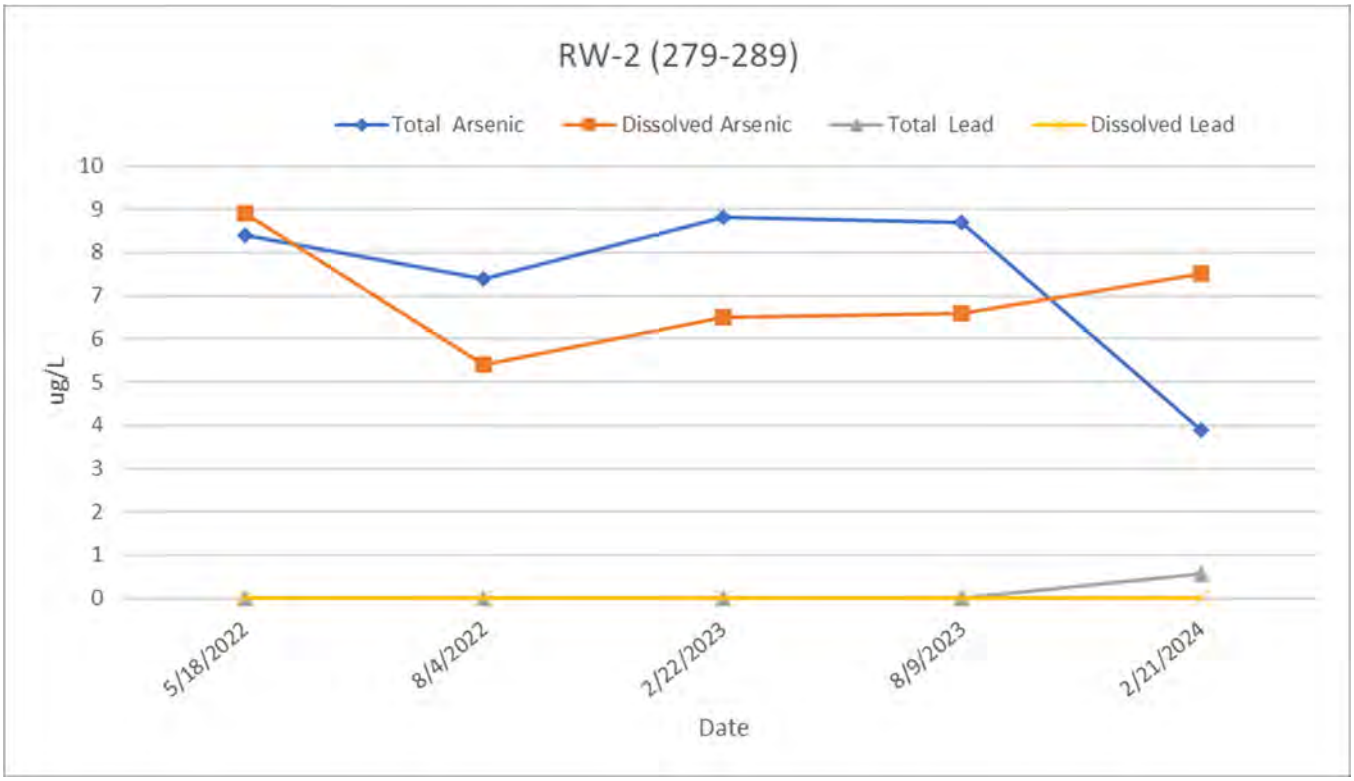

Non-Detect (ND) values plotted as 0 concentration. Blanks indicate parameter not analyzed on noted date.

Time Series Graphs for CMP Bedrock Wells - Continued

(Graphs Organized from Upgradient to Downgradient based on Groundwater Contours – See Figure 6)

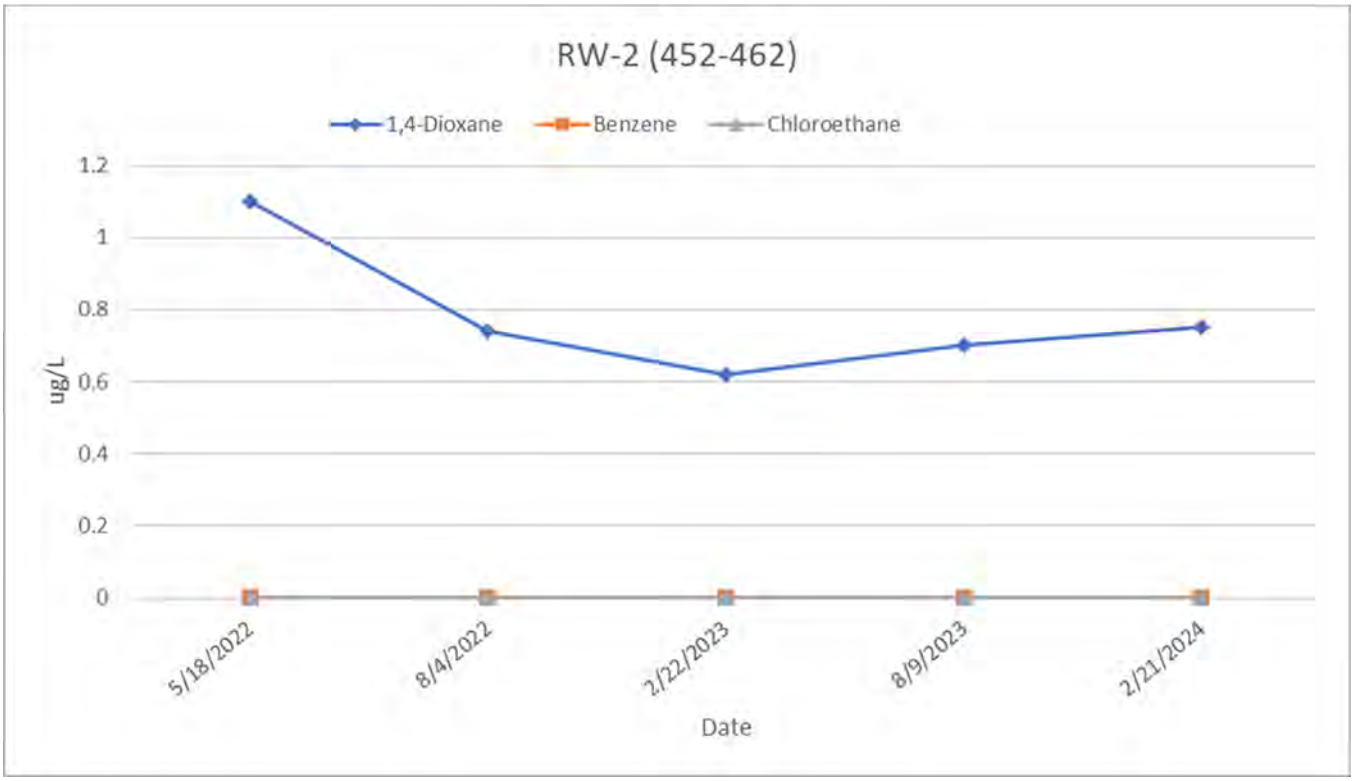

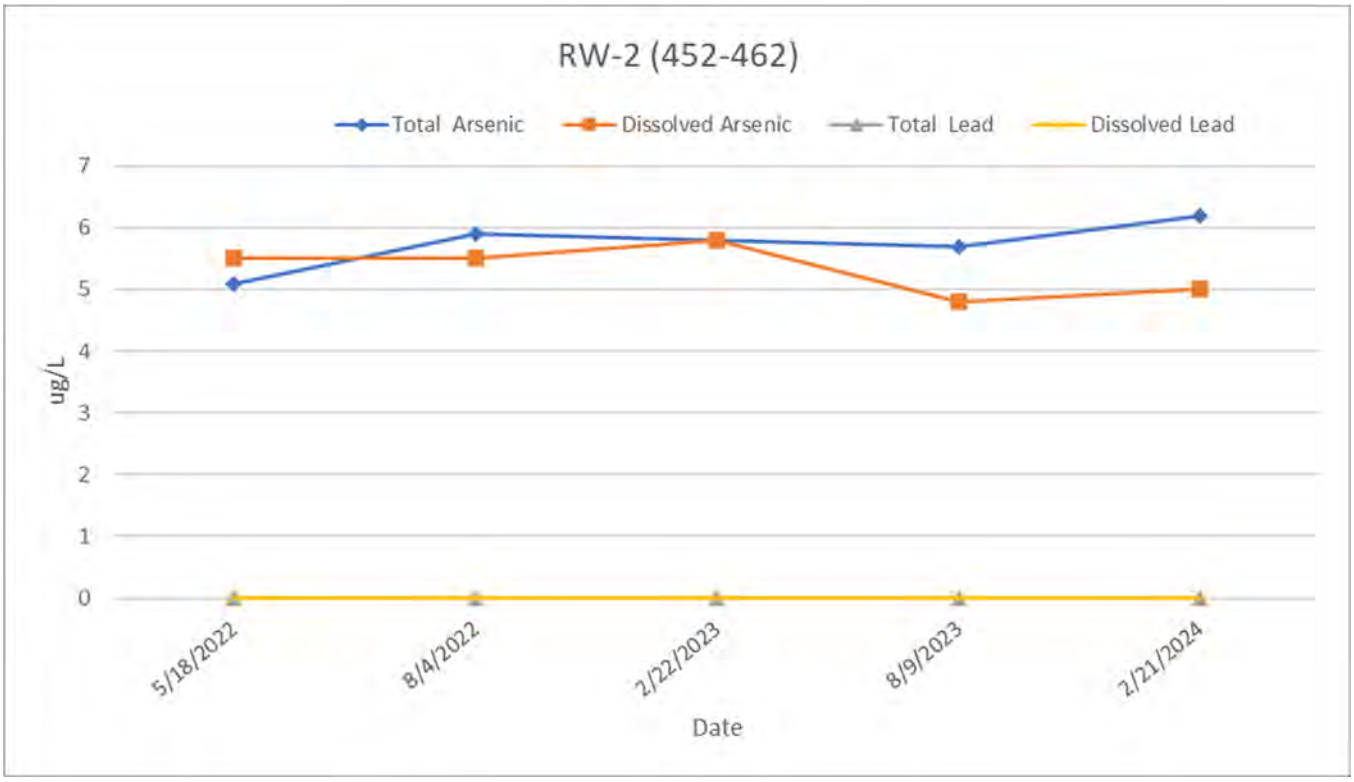

Non-Detect (ND) values plotted as 0 concentration. Blanks indicate parameter not analyzed on noted date.

Time Series Graphs for CMP Bedrock Wells - Continued

(Graphs Organized from Upgradient to Downgradient based on Groundwater Contours – See Figure 6)

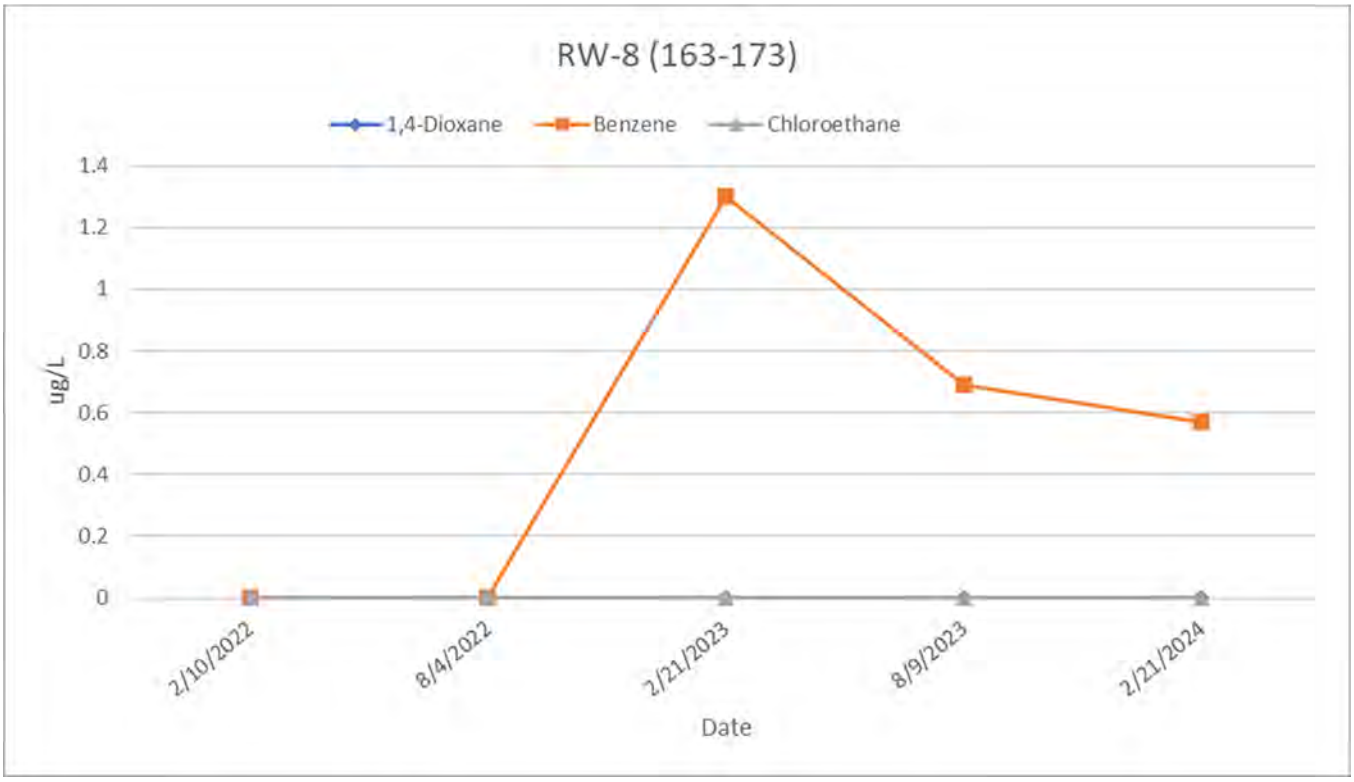

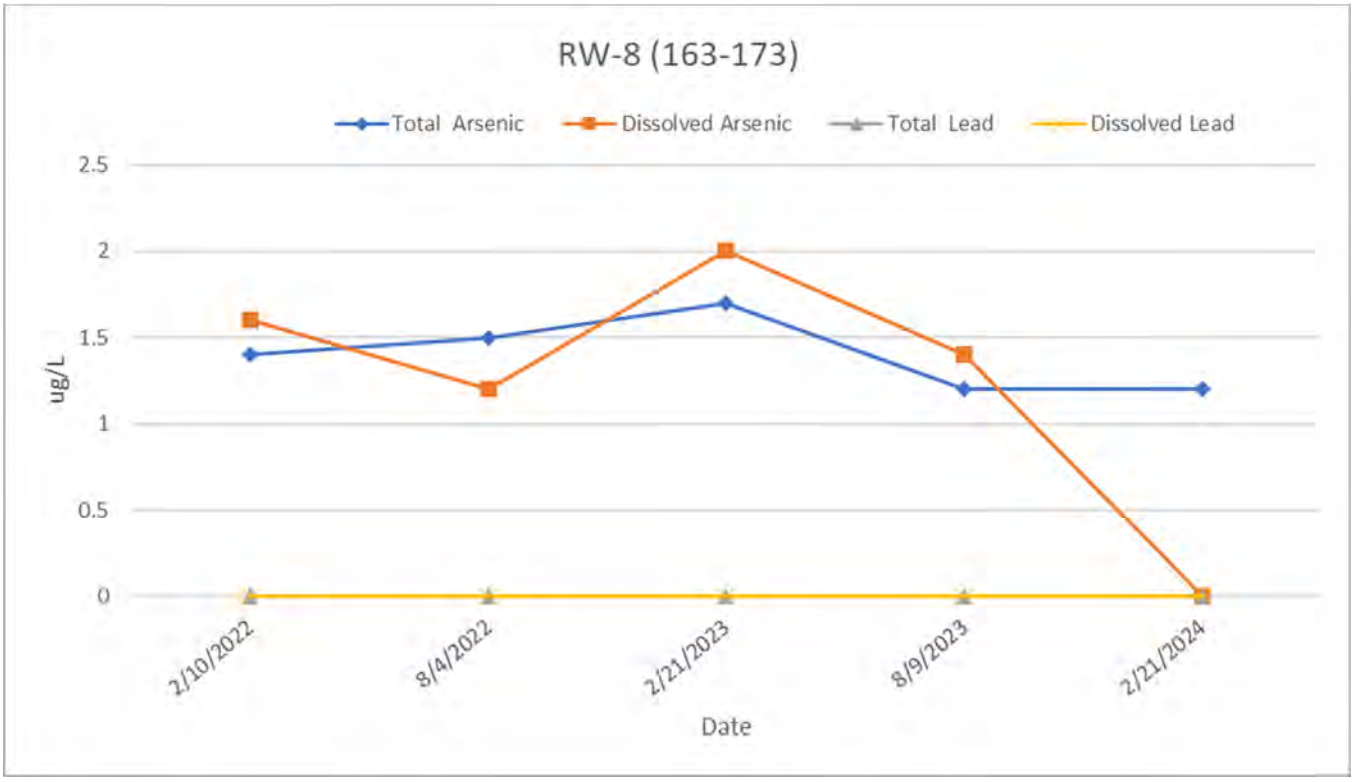

Non-Detect (ND) values plotted as 0 concentration. Blanks indicate parameter not analyzed on noted date.

Time Series Graphs for CMP Bedrock Wells - Continued

(Graphs Organized from Upgradient to Downgradient based on Groundwater Contours – See Figure 6)

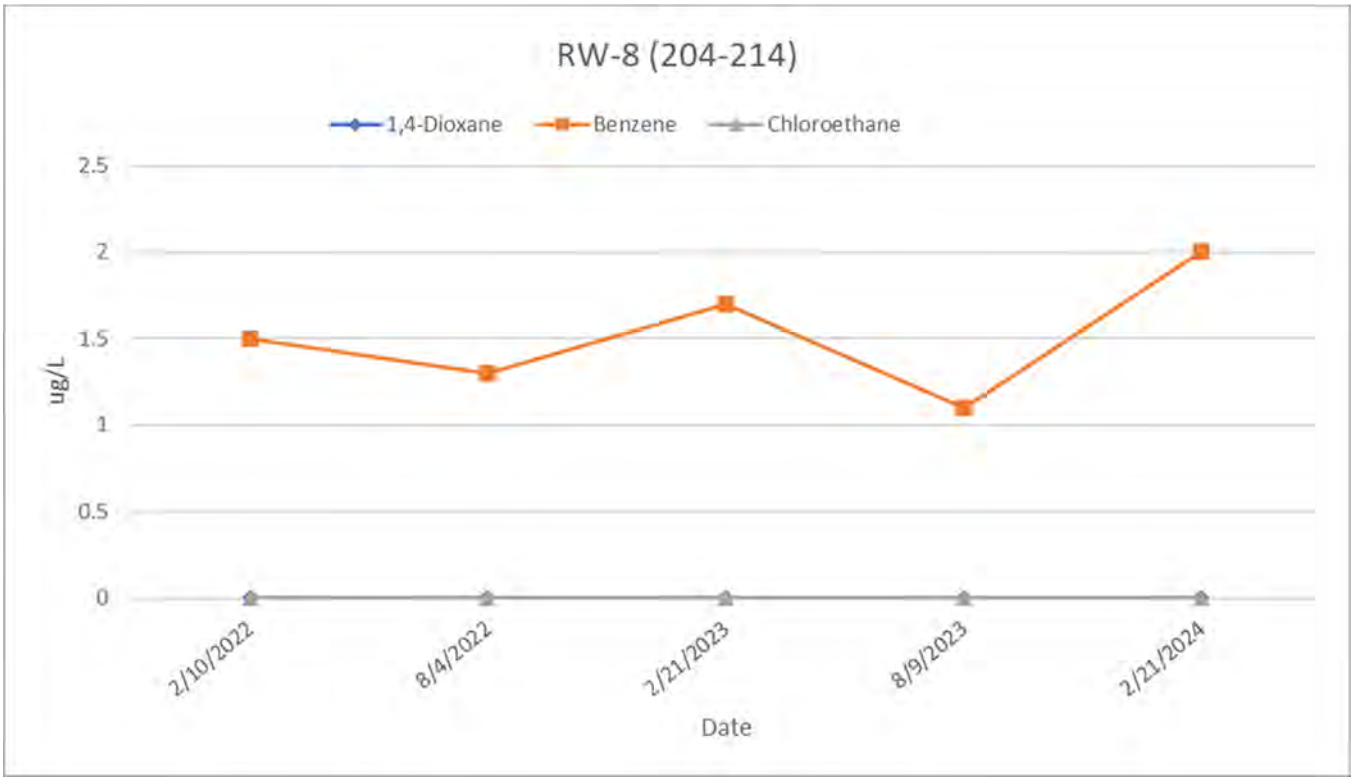

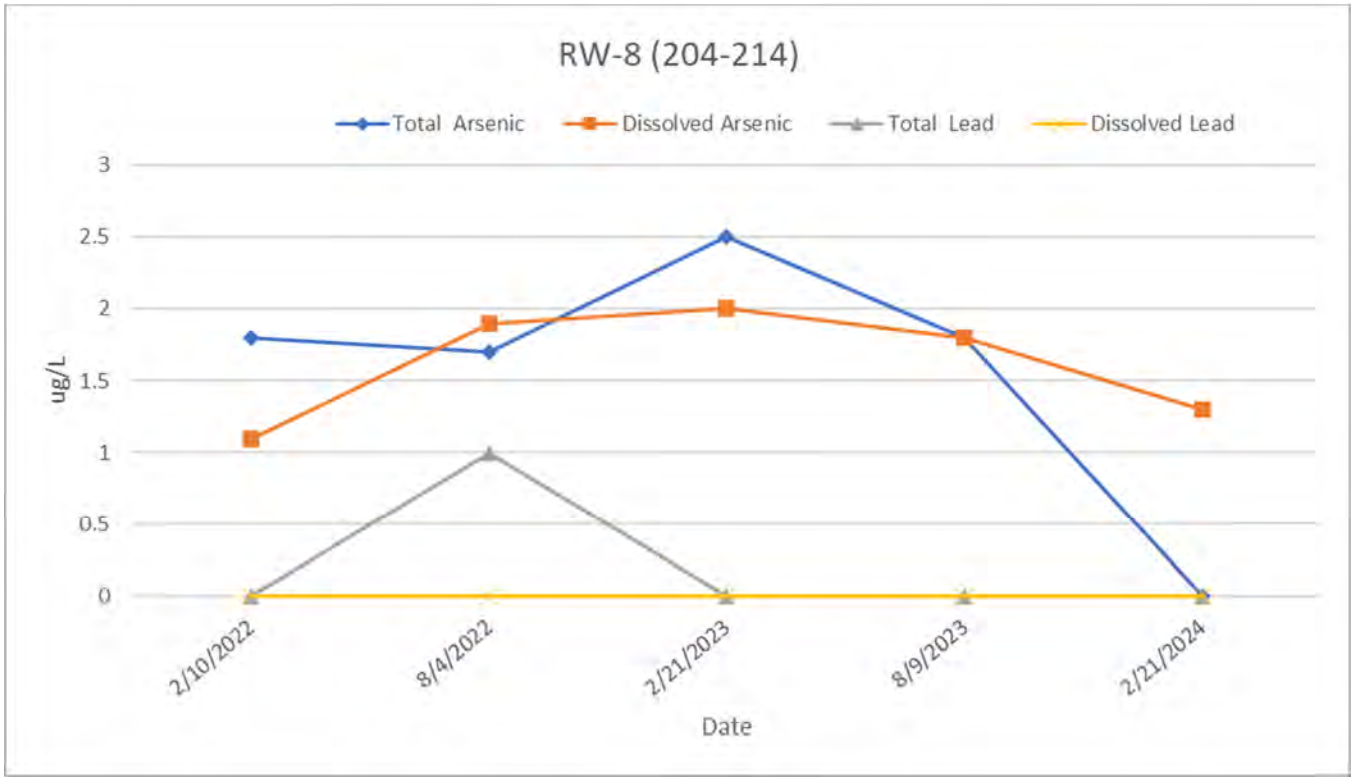

Non-Detect (ND) values plotted as 0 concentration. Blanks indicate parameter not analyzed on noted date.

Time Series Graphs for Sally's Pond Area (SPA) Wells

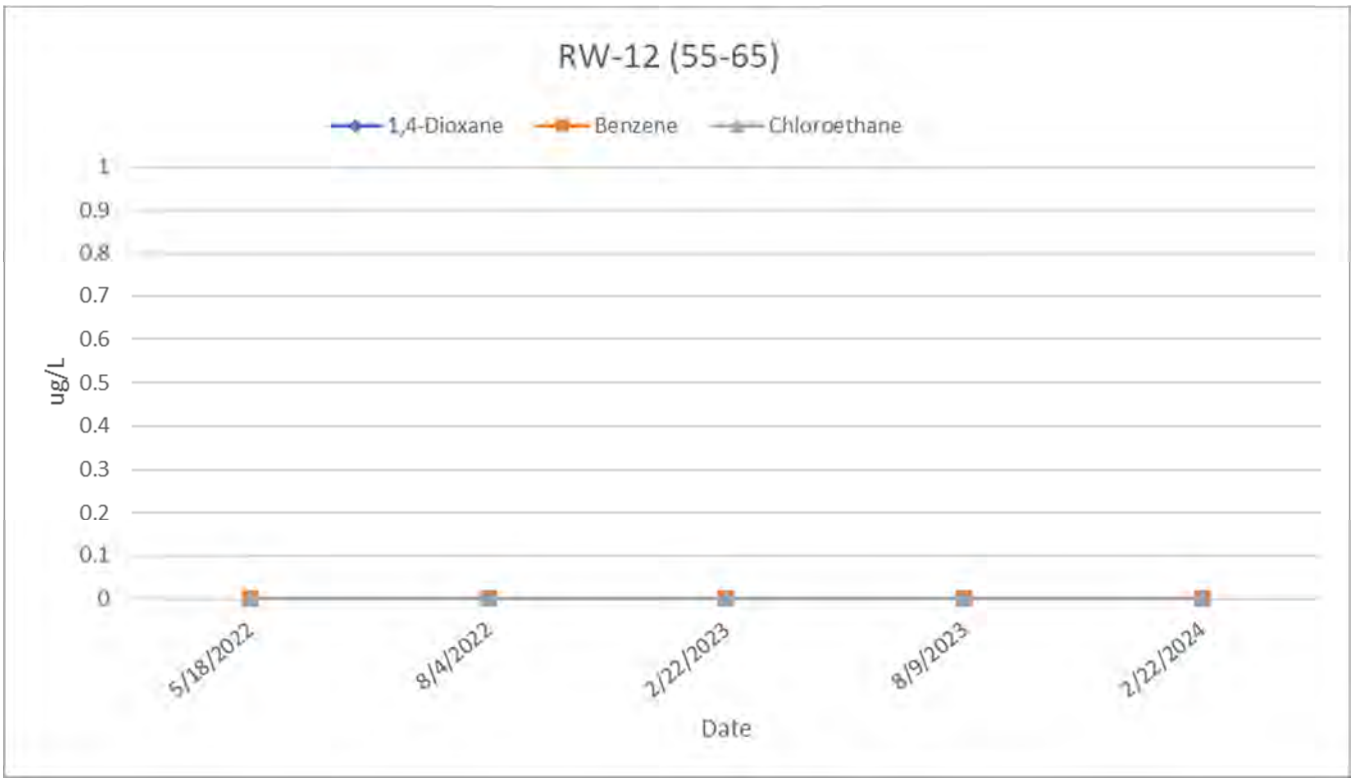

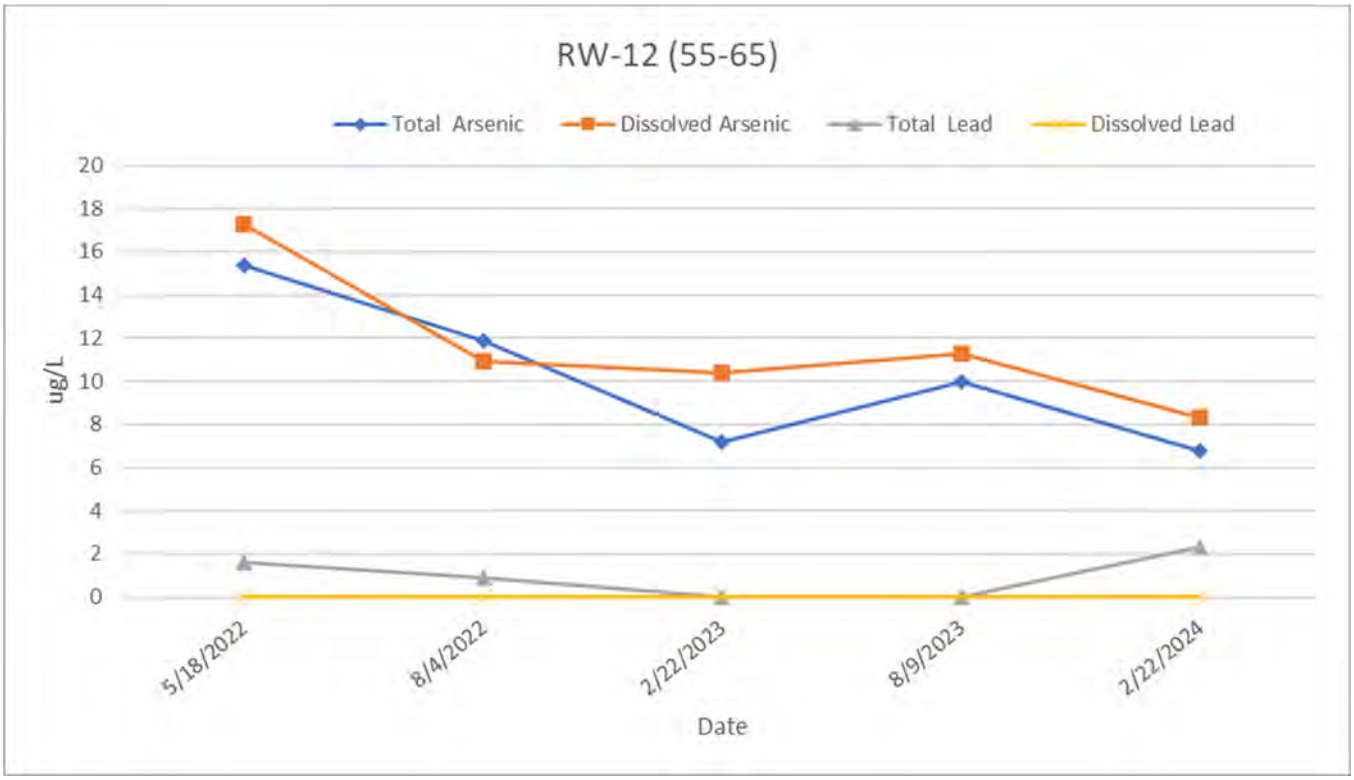

Non-Detect (ND) values plotted as 0 concentration. Blanks indicate parameter not analyzed on noted date.

Time Series Graphs for Sally's Pond Area (SPA) Wells – Continued

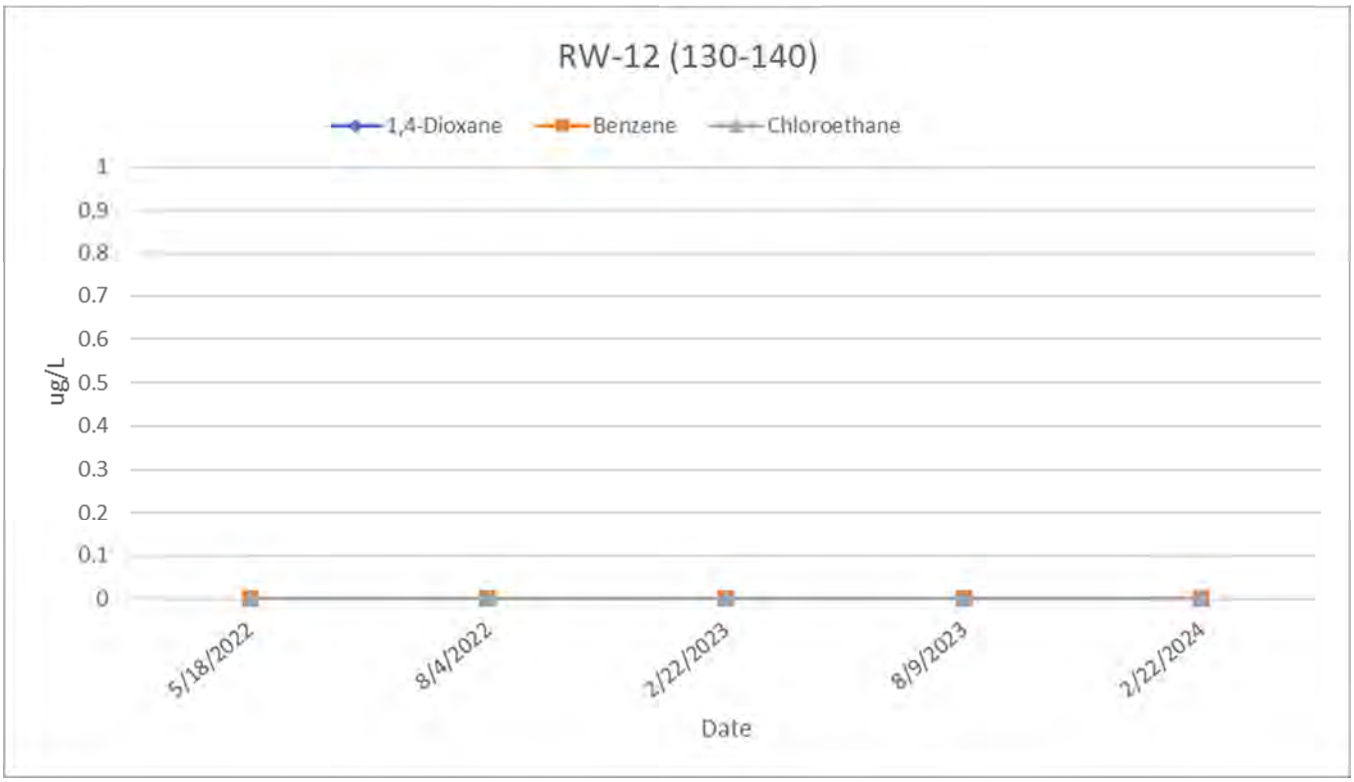

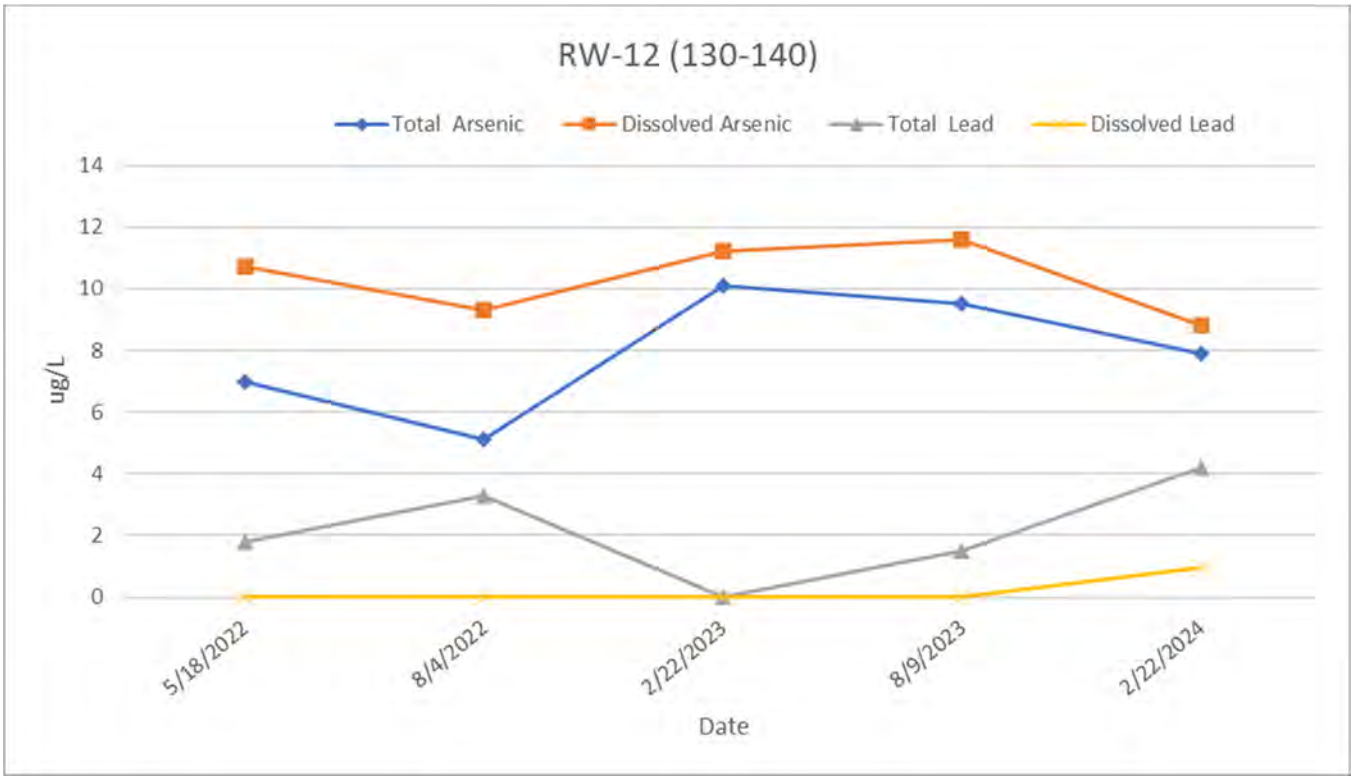

Non-Detect (ND) values plotted as 0 concentration. Blanks indicate parameter not analyzed on noted date.

Time Series Graphs for Surface Water Samples in the PMP Area

(Graphs Organized from Upstream to Downstream Locations – See Figure 11)

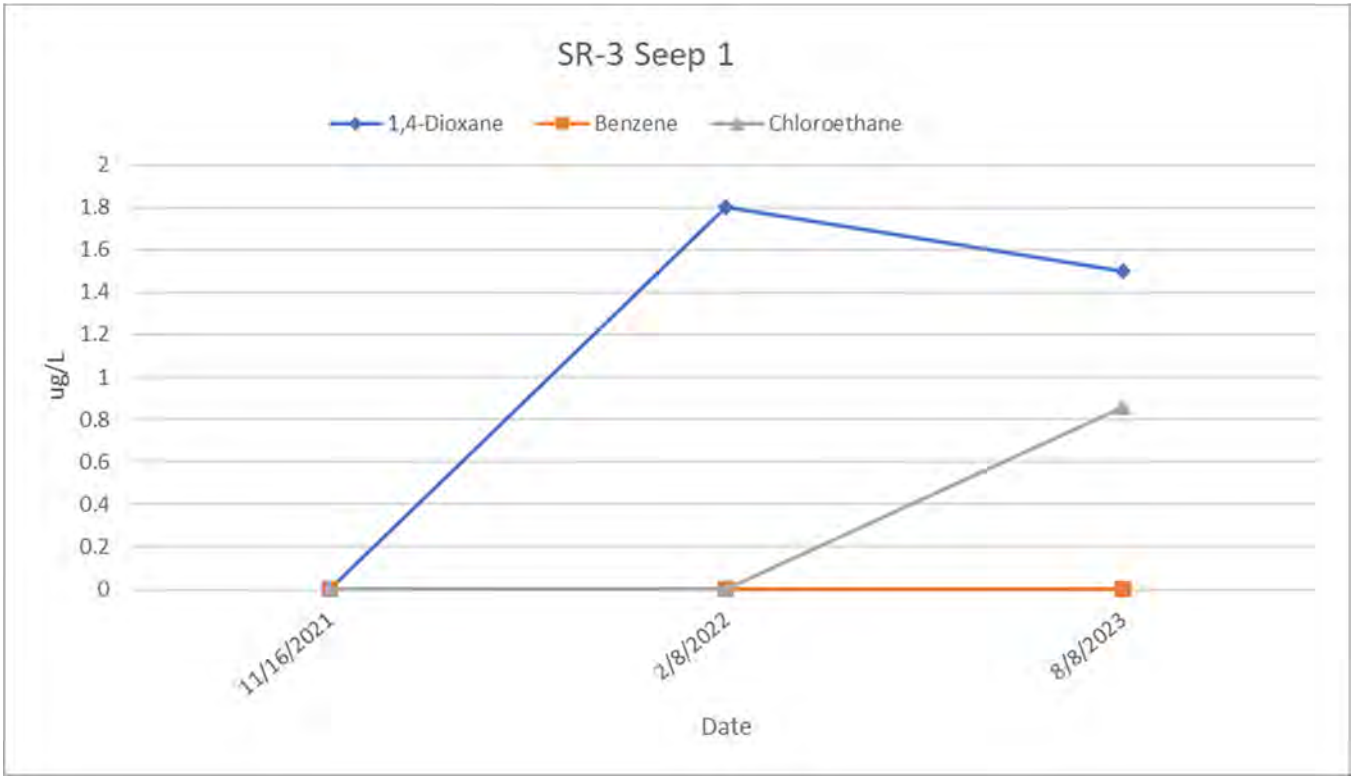

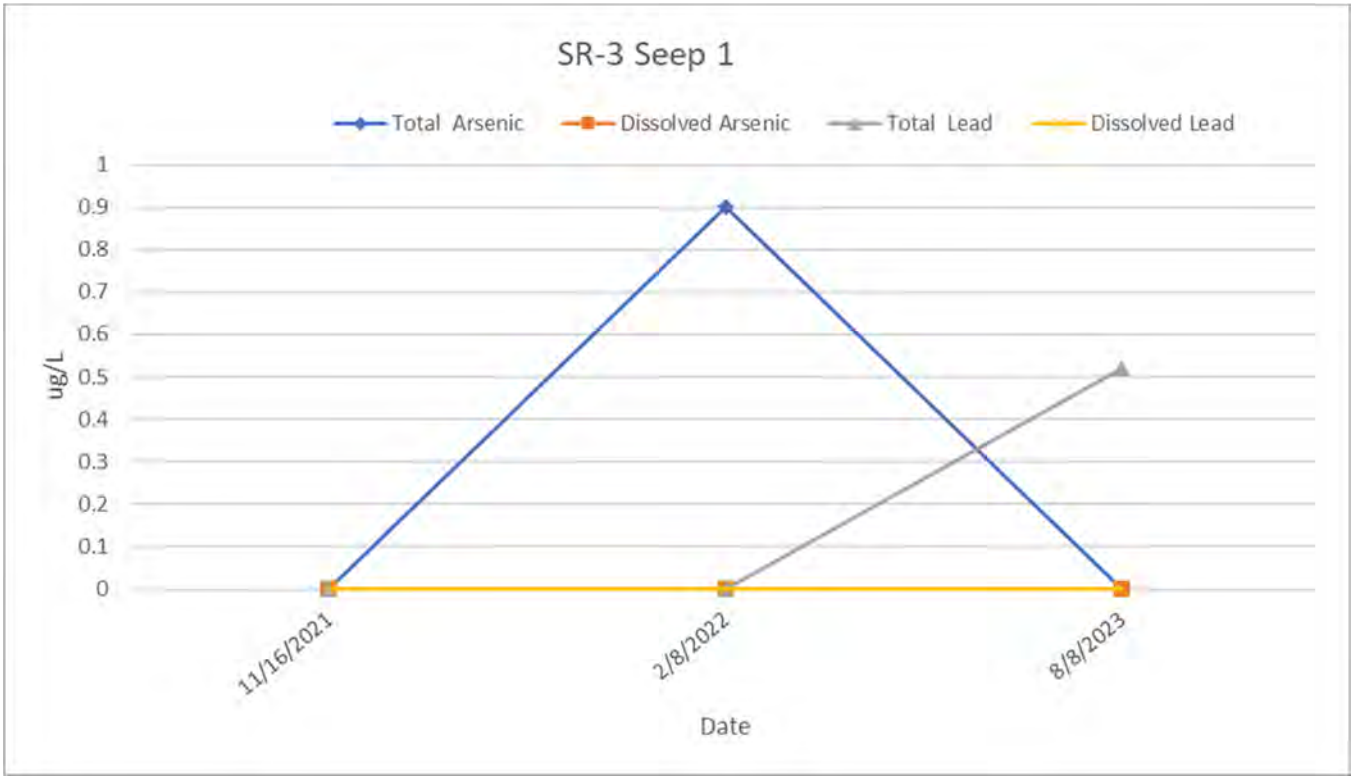

Non-Detect (ND) values plotted as 0 concentration. Blanks indicate parameter not analyzed on noted date.

Time Series Graphs for Surface Water Samples in the PMP Area - Continued

(Graphs Organized from Upstream to Downstream Locations – See Figure 11)

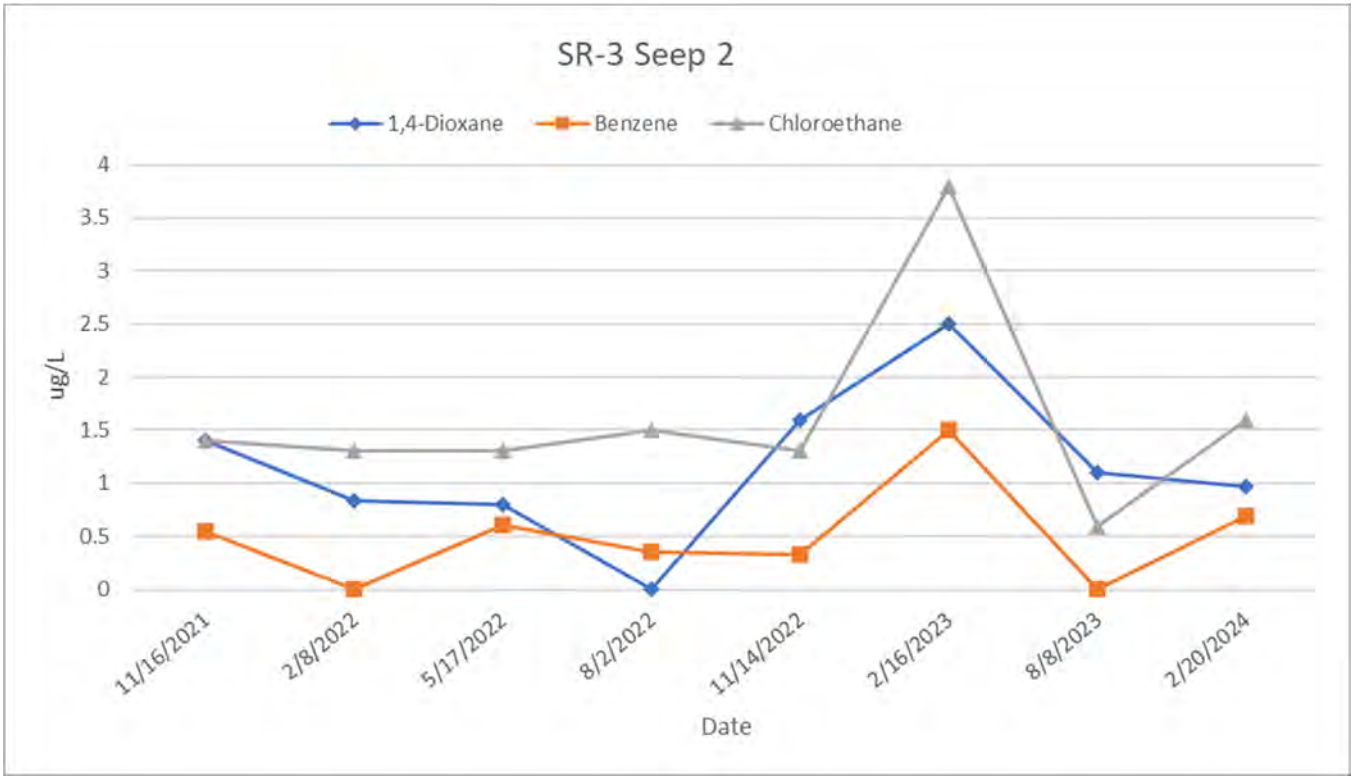

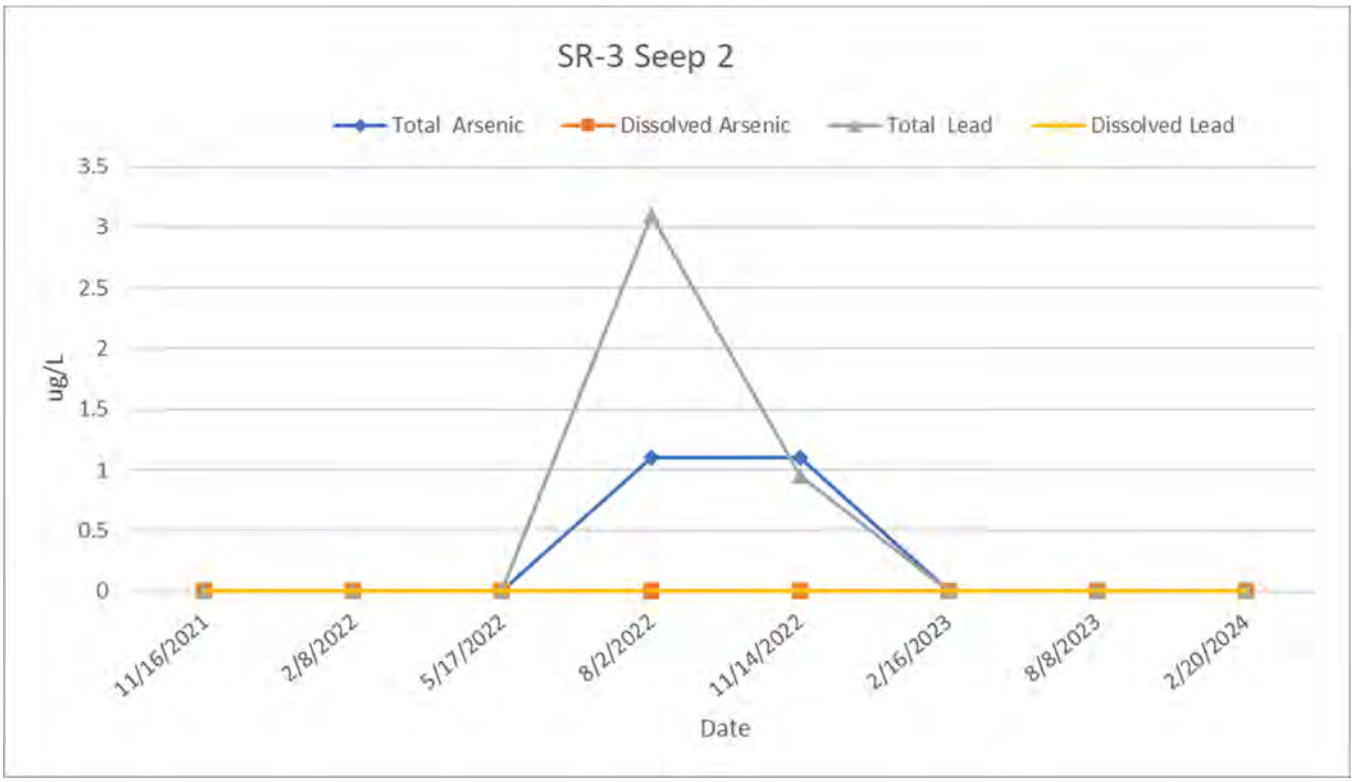

Non-Detect (ND) values plotted as 0 concentration. Blanks indicate parameter not analyzed on noted date.

Time Series Graphs for Surface Water Samples in the PMP Area - Continued

(Graphs Organized from Upstream to Downstream Locations – See Figure 11)

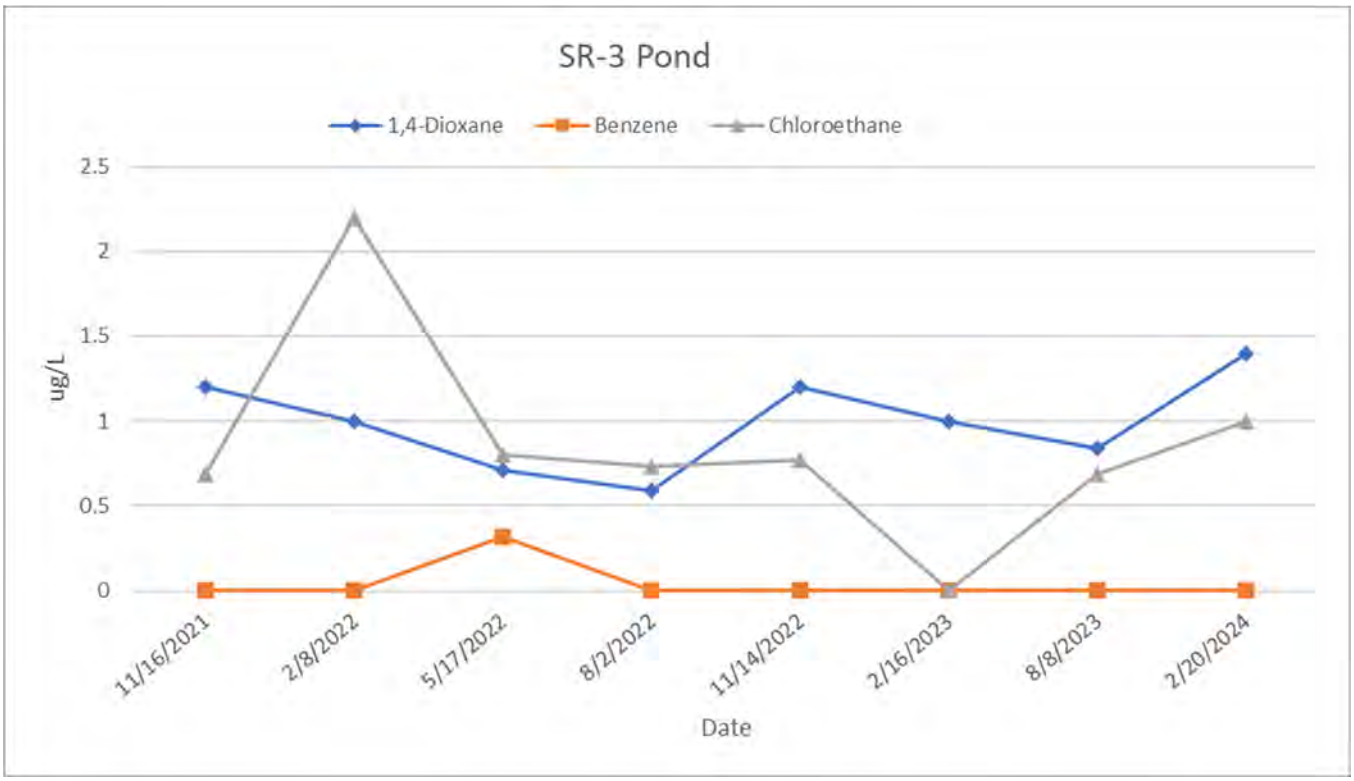

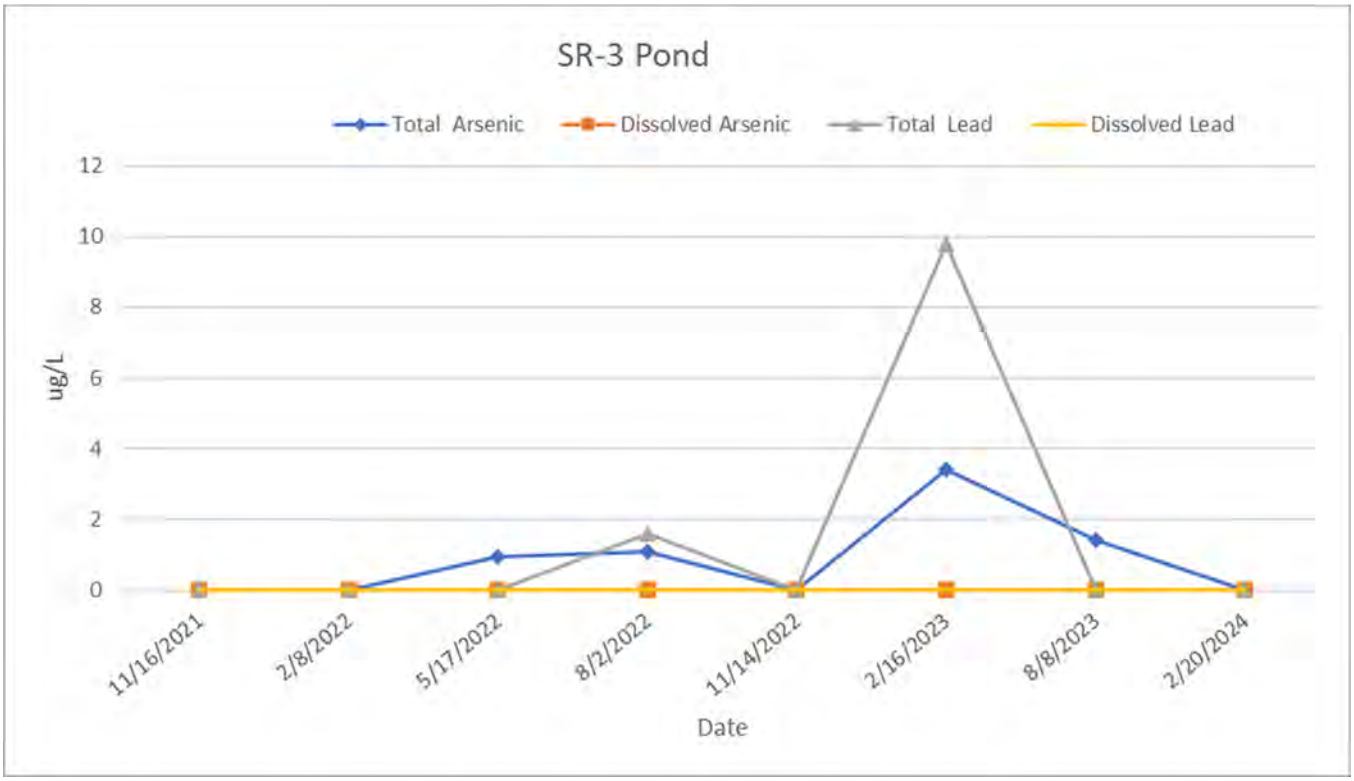

Non-Detect (ND) values plotted as 0 concentration. Blanks indicate parameter not analyzed on noted date.

Time Series Graphs for Surface Water Samples in Park Brook

(Graphs Organized from Upstream to Downstream Locations – See Figure 11)

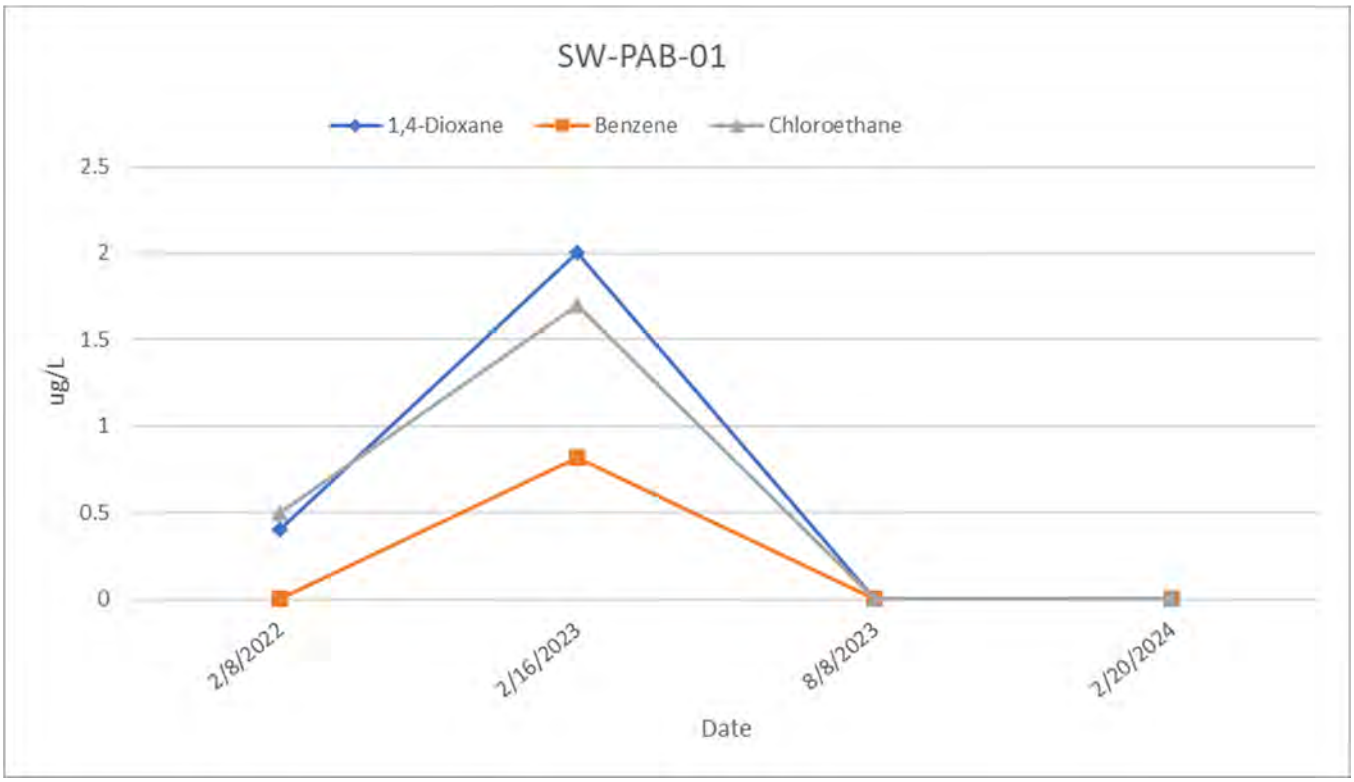

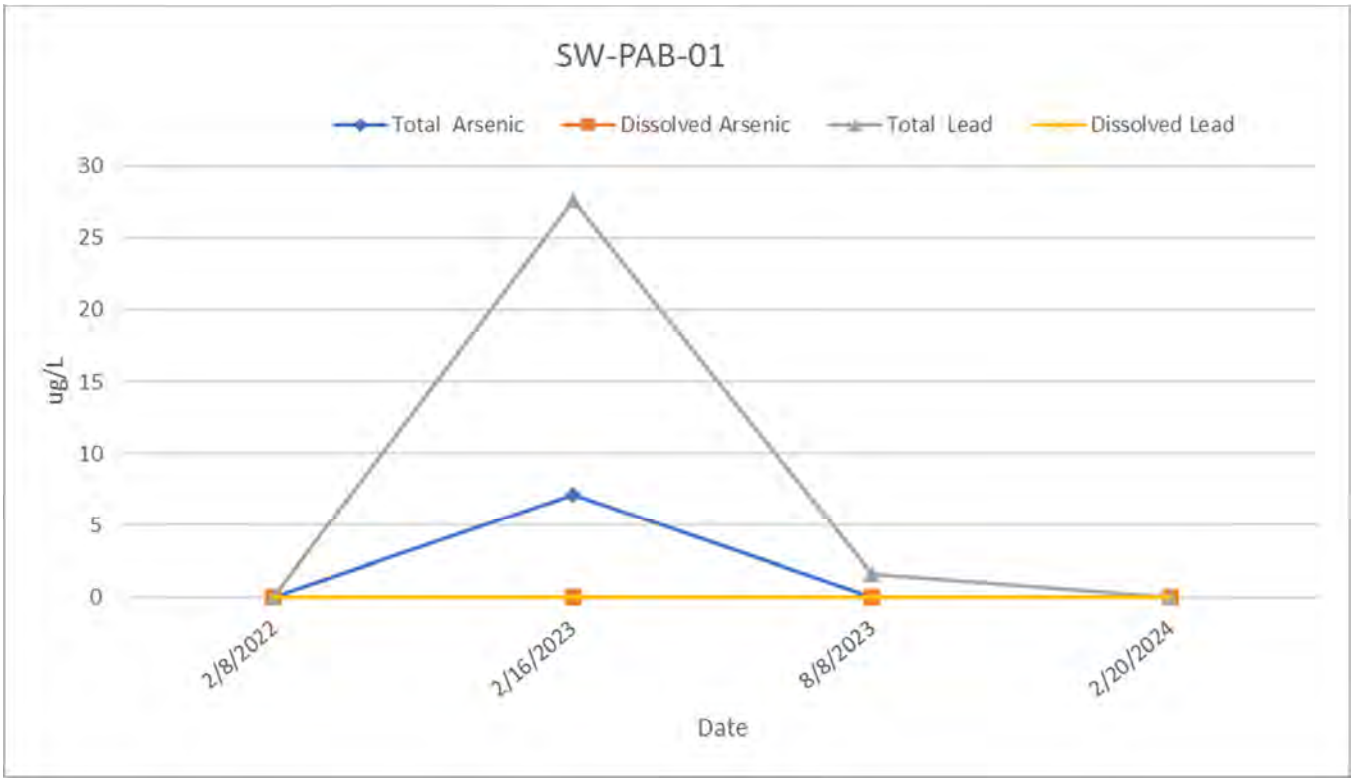

Non-Detect (ND) values plotted as 0 concentration. Blanks indicate parameter not analyzed on noted date.

Time Series Graphs for Surface Water Samples in Park Brook - Continued

(Graphs Organized from Upstream to Downstream Locations – See Figure 11)

Non-Detect (ND) values plotted as 0 concentration. Blanks indicate parameter not analyzed on noted date.

Time Series Graphs for Surface Water Samples in Park Brook - Continued

(Graphs Organized from Upstream to Downstream Locations – See Figure 11)

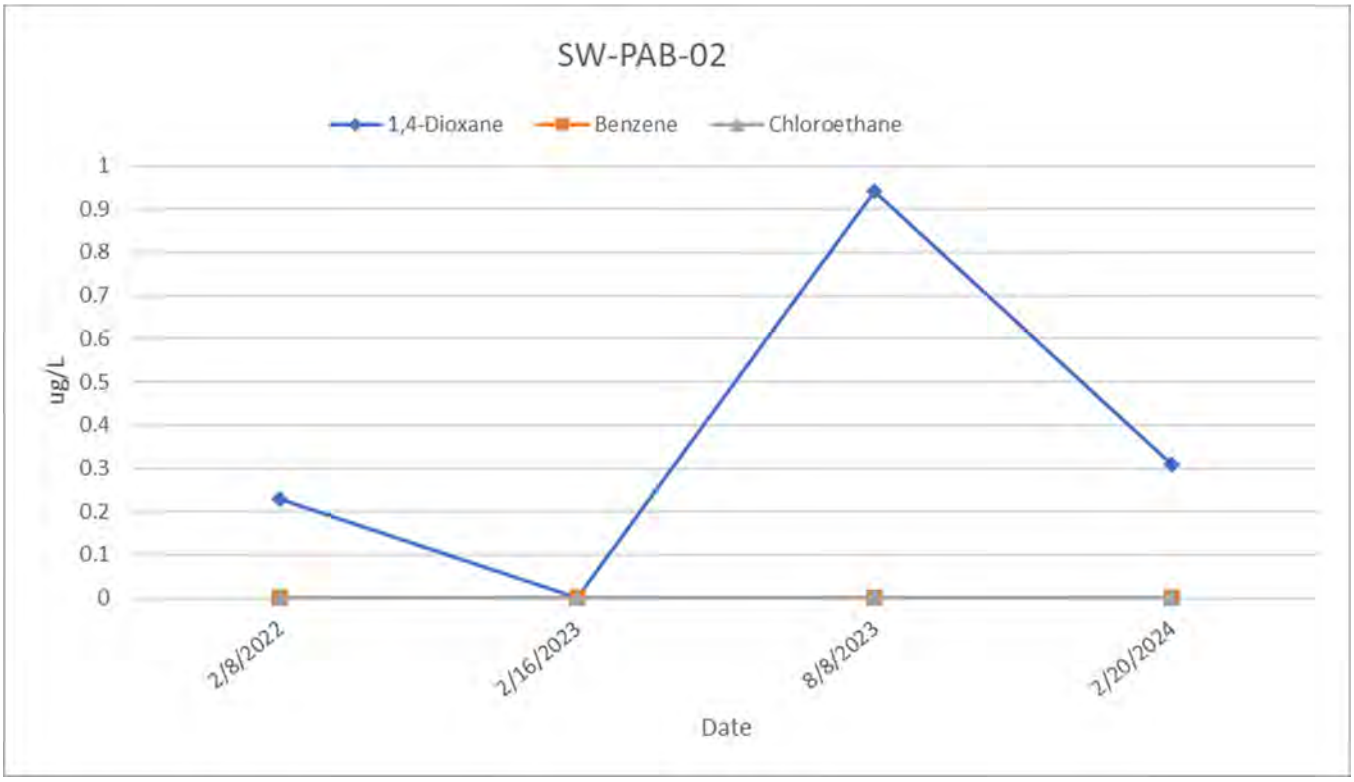

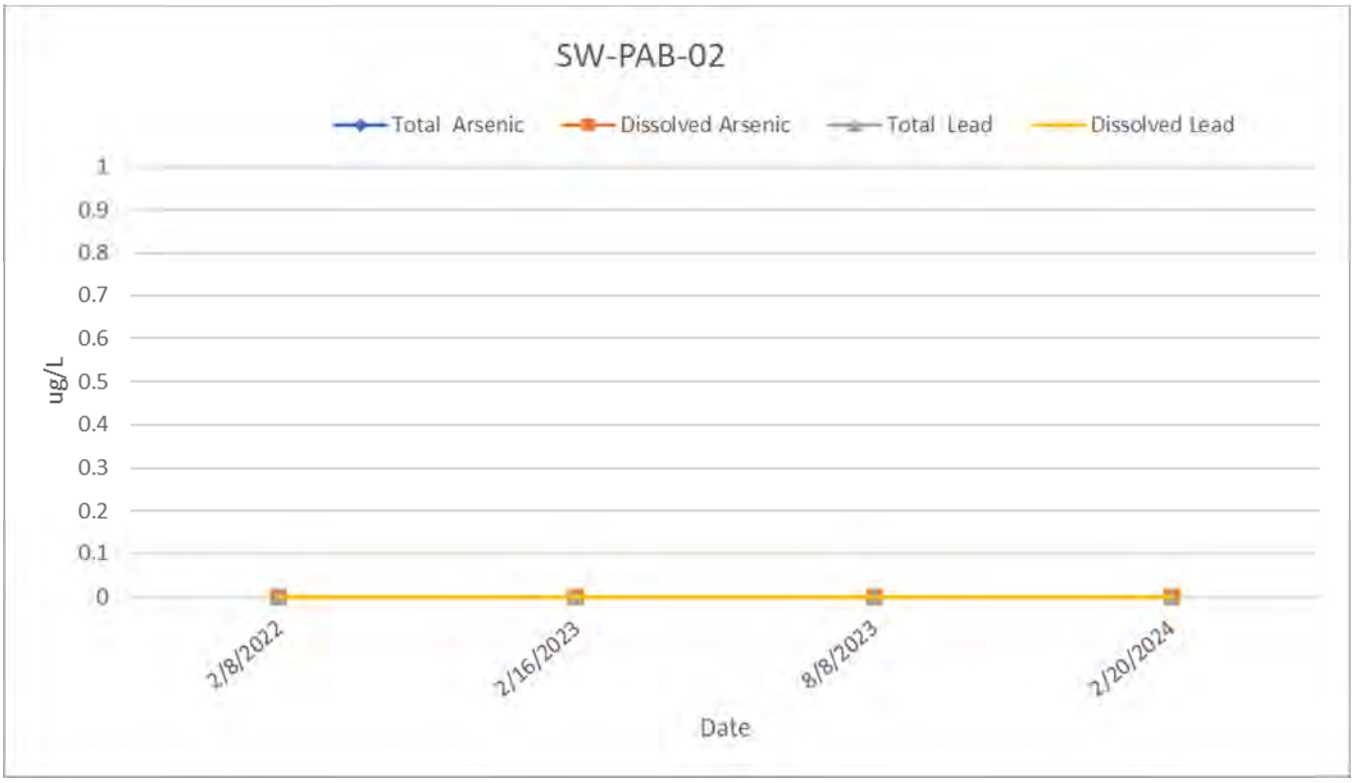

Non-Detect (ND) values plotted as 0 concentration. Blanks indicate parameter not analyzed on noted date.

Time Series Graphs for Surface Water Samples in Park Brook - Continued

(Graphs Organized from Upstream to Downstream Locations – See Figure 11)

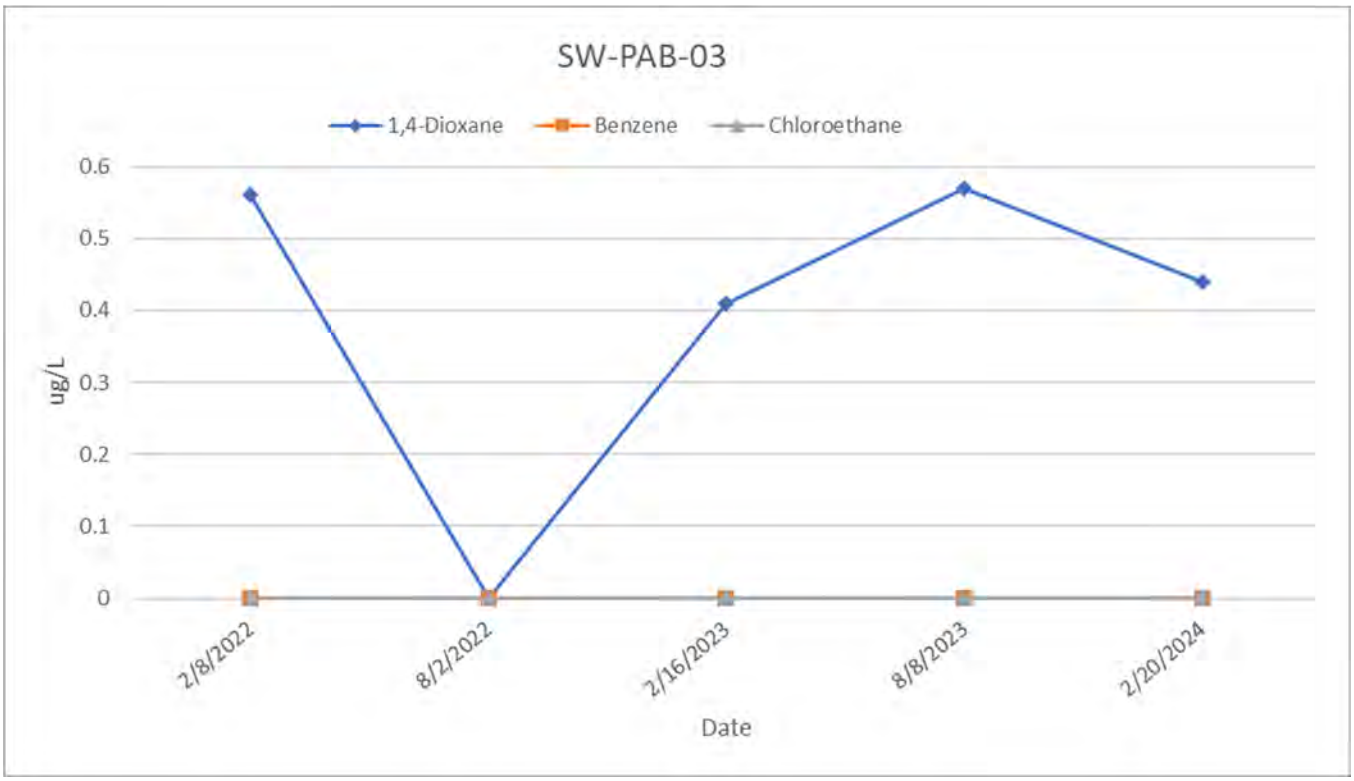

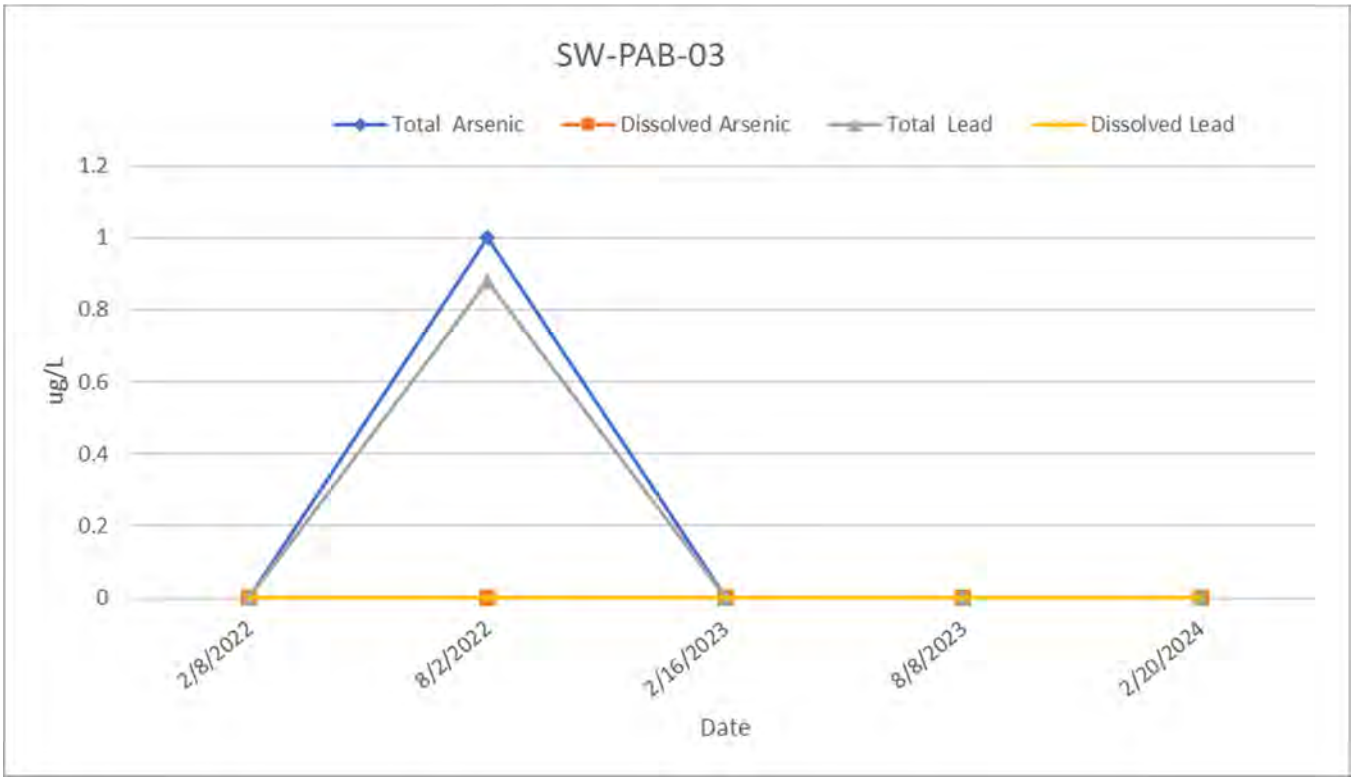

Non-Detect (ND) values plotted as 0 concentration. Blanks indicate parameter not analyzed on noted date.

Time Series Graphs for Surface Water Samples in Park Brook - Continued

(Graphs Organized from Upstream to Downstream Locations – See Figure 11)

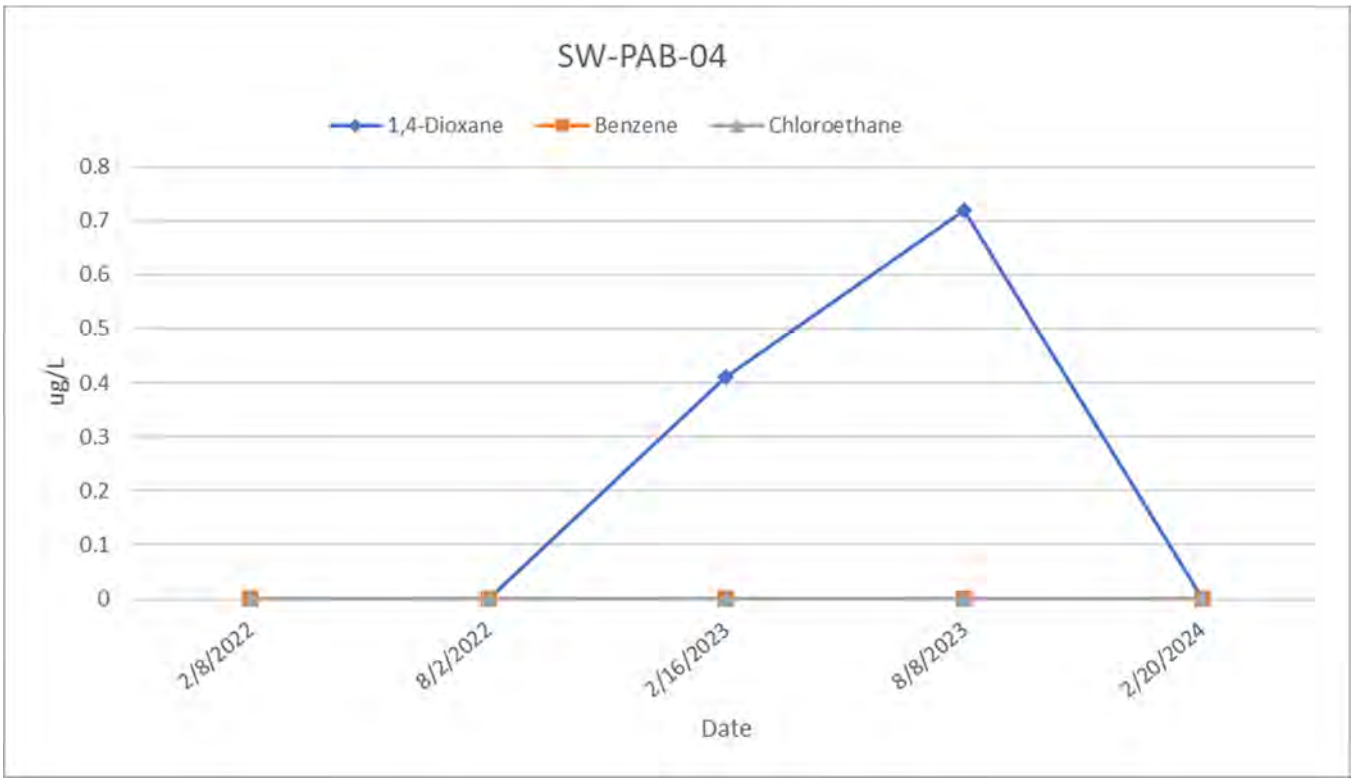

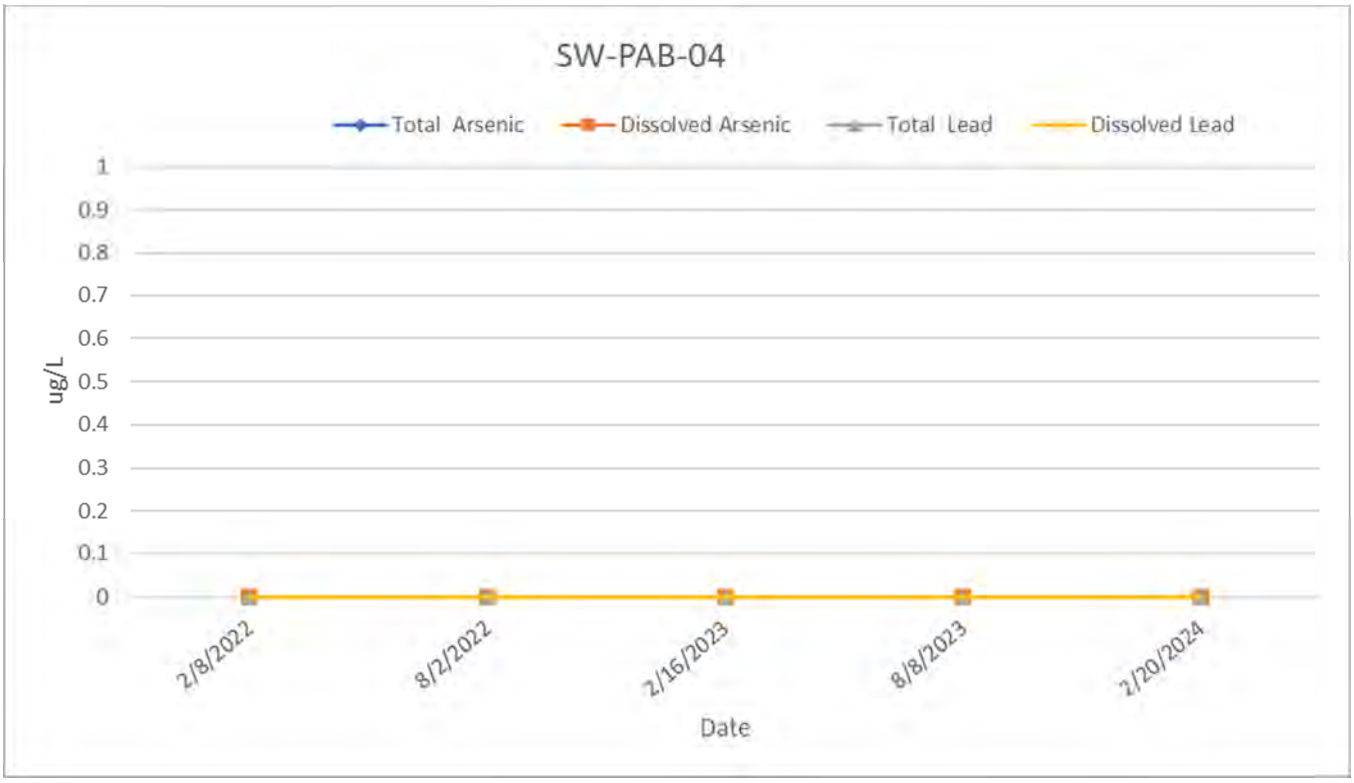

Non-Detect (ND) values plotted as 0 concentration. Blanks indicate parameter not analyzed on noted date.

ATTACHMENT A

FIGURES

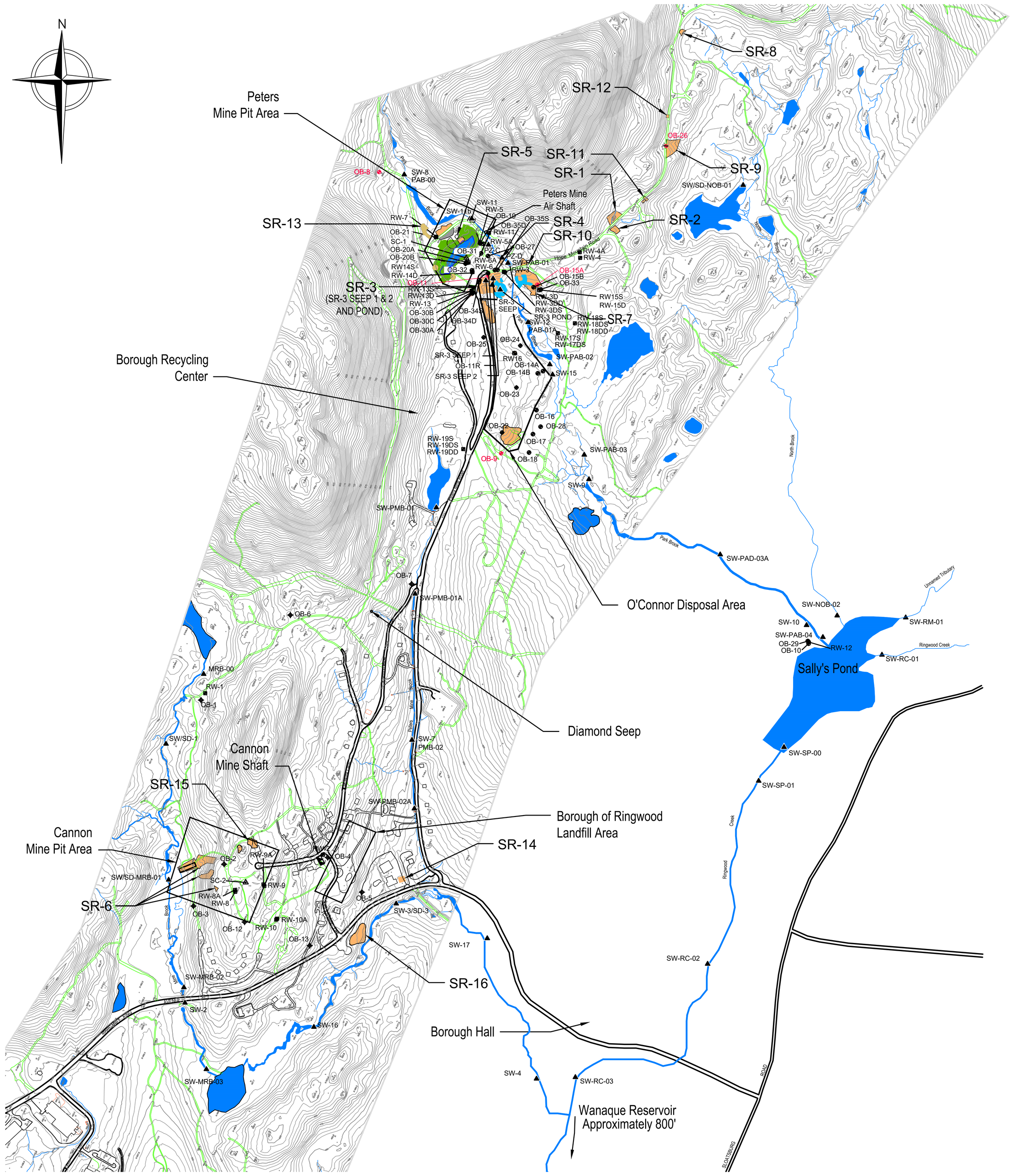

NOTES:

1. MAP SOURCE: "SITE PLAN DEPICITING TOPOGRAPHIC FEATURES," RINGWOOD MINES/LANDFILL SITE, SITE RELATED GROUNDWATER REMEDIAL INVESTIGATION REPORT, MAP LATEST REVISION DATE 11/24/14.
2. EXISTING CONTOURS DEPICT TOPOGRAPHY PRIOR TO REMOVAL ACTIVITIES.

LEGEND

- BEDROCK WELL
- DEEP BEDROCK WELL
- DIRECTIONAL WELL
- UNCONSOLIDATED WELL
- MONITORING WELL DAMAGED OR NOT AVAILABLE FOR SAMPLING
- APPROXIMATE LIMITS OF REMOVAL AREAS – SOIL, PAINT SLUDGE, AND DRUM REMNANTS
- APPROXIMATE LIMITS OF REMOVAL AREA – SOIL AND DRUM REMNANTS
- APPROXIMATE LIMITS OF REMOVAL AREA – SOIL, DRUMS, AND DRUM REMNANTS
- APPROXIMATE LIMITS OF REMOVAL AREAS – SOIL AND PAINT SLUDGE
- APPROXIMATE LIMITS OF SURFICIAL SOIL SCRAPING
- HISTORICAL FILL AREA SURROUNDING PETERS MINE PIT (AREA 1)
- INDICATES VERNAL CONDITIONS TYPICALLY OBSERVED IN THE SPRING AND FALL SEASONS
- WATER BODY

SW-2	SURFACE WATER SAMPLE LOCATION
SW-MRB-01	SURFACE WATER SAMPLE LOCATION FROM MINE BROOK
SW-PMB-01	SURFACE WATER SAMPLE LOCATION FROM PETERS MINE BROOK
SW-NOB-01	SURFACE WATER SAMPLE LOCATION FROM NORTH BROOK
SW-PAB-01	SURFACE WATER SAMPLE LOCATION FROM PARK BROOK
SW-RC-01	SURFACE WATER SAMPLE LOCATION FROM RINGWOOD CREEK
SW-RM-01	SURFACE WATER SAMPLE LOCATION FROM UNNAMED TRIBUTARY
SW-SP-00	SURFACE WATER SAMPLE LOCATION FROM SALLY'S POND

- TRAIL/ DIRT ROAD
- STREAM
- INFERRED STREAM

400 200 0 400 800 1200

SCALE: 1"=400'

REV	DATE	DESCRIPTION	DWN BY	DES BY	CHK BY	APP BY

DATE OF ISSUE 10/18

DRAWN BY ____ DESIGNED BY ____ CHECKED BY ____ APPROVED BY ____

cornerstone A TETRA TECH COMPANY

RINGWOOD MINES/LANDFILL SUPERFUND SITE
RINGWOOD, NEW JERSEY

SAMPLING LOCATION PLAN

SHEET NO. 1

PROJECT NO. 4213111

File: X:\PROJECTS\FORD MOTOR COMPANY\140802 – RINGWOOD MINES_LANDFILL SUPERFUND SITE_Project Drawings\Annual Report Maps\2024-03-05 UPDATES\FMCR01-S-F-01-SITE PLAN TOPO.DWG Layout: FIGURE 01 User: john.giuliano Mar 06, 2024 – 4:48pm

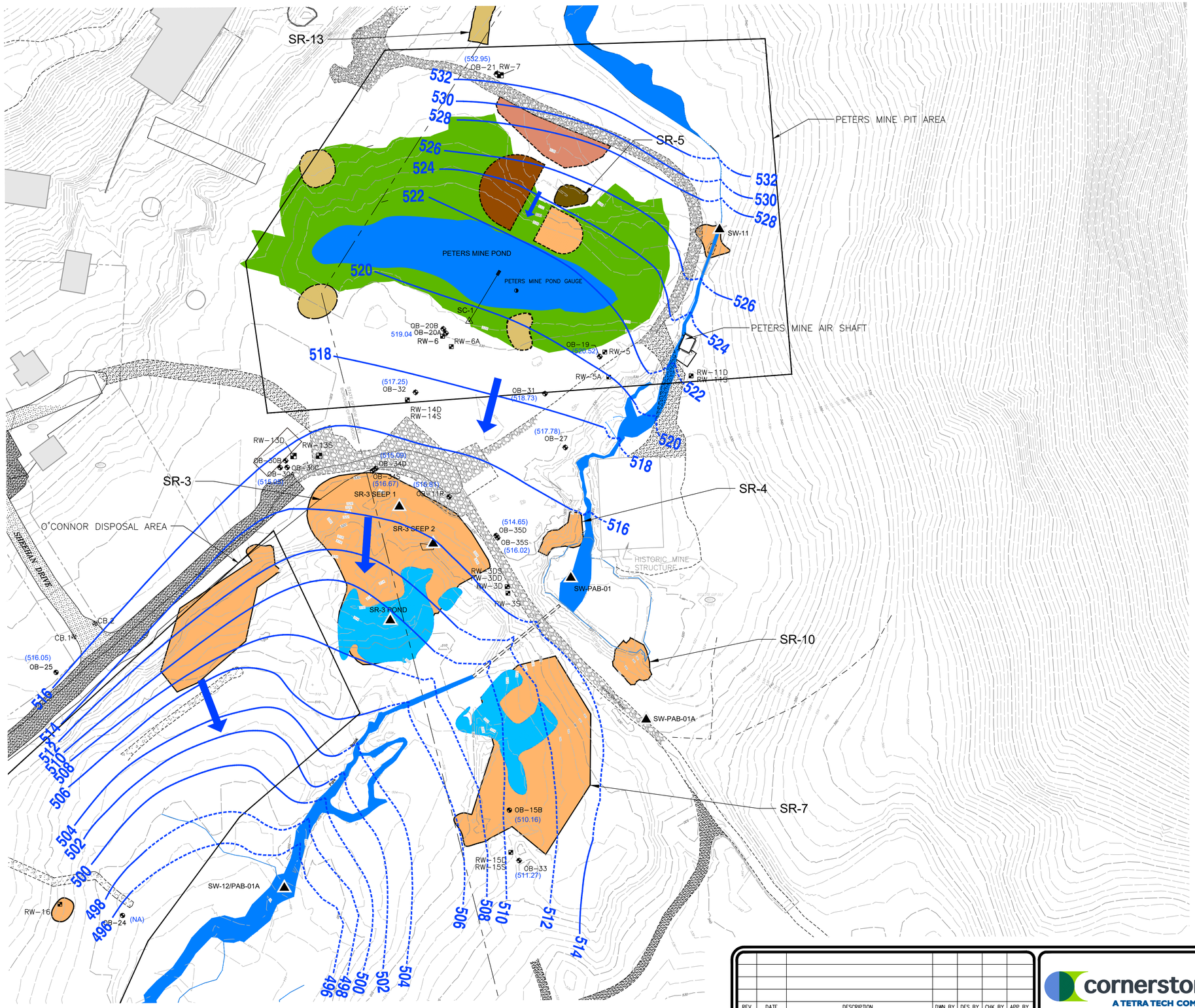

LEGEND:

- EXISTING CONTOUR
- LIMIT OF SURFACE WATER
- OVERHEAD UTILITY LINES
- PROPERTY BOUNDARY
- TREE LINE
- EXISTING DIRT TRAIL/ROAD
- STABILIZED ACCESS ROAD
- OB–19 OVERBURDEN MONITORING WELL
- STAFF GAUGE
- RW–5 BEDROCK MONITORING WELL
- VS–1, RSH–1 MINE SHAFTS
- SC-1 DIRECTIONAL MONITORING WELL
- 601 BLOCK
- 12 LOT
- AMSL ABOVE MEAN SEA LEVEL
- FT FEET
- 518 GROUNDWATER ELEVATION CONTOUR – OVERBURDEN (DASHED WHERE INFERRED)
- GROUNDWATER FLOW DIRECTION OF OVERBURDEN
- (512.70) GROUNDWATER/SURFACE WATER ELEVATION (FEET AMSL)
- SW-11 SURFACE WATER – SAMPLE LOCATION
- SW-PMB-01 SURFACE WATER – SAMPLE LOCATION FROM PETERS MINE BROOK
- SW-PAB-01 SURFACE WATER – SAMPLE LOCATION FROM PARK BROOK
- APPROXIMATE LIMITS OF REMOVAL AREAS – SOIL, PAINT SLUDGE, AND DRUM REMNANTS
- APPROXIMATE LIMITS OF REMOVAL AREA – SOIL AND DRUM REMNANTS
- APPROXIMATE LIMITS OF REMOVAL AREA – SOIL, DRUMS, AND DRUM REMNANTS
- APPROXIMATE LIMITS OF REMOVAL AREAS – SOIL AND PAINT SLUDGE
- APPROXIMATE LIMITS OF SURFICIAL SOIL SCRAPING
- HISTORICAL FILL AREA SURROUNDING PETERS MINE POND (AREA 1)
- INDICATES VERNAL CONDITIONS TYPICALLY OBSERVED IN THE SPRING AND FALL SEASONS
- WATER BODY
- STREAM

NOTES:

1. RW–3S REPRESENTS THE 77–87 FOOT INTERVAL AND RW–3D IS A MULTIPORT WELL.
2. RW–13S REPRESENTS THE 71–91 FOOT INTERVAL AND RW–13D IS A MULTIPORT WELL.
3. NA – OB–24 EXTENDED. WELL TO BE SURVEYED FOLLOWING COMPLETION OF RECYCLING CENTER.
4. SC–1 ABANDONED.

0 60' 120'
GRAPHIC SCALE

This drawing represents intellectual property of Cornerstone. Any modification to the original by other than Cornerstone personnel violates its original purpose and as such is rendered void. Cornerstone will not be held liable for any changes made to this document without express written consent of the originator.

REV	DATE	DESCRIPTION	DWN BY	DES BY	CHK BY	APP BY

DATE OF ISSUE
DRAWN BY
DESIGNED BY
CHECKED BY
APPROVED BY

cornerstone
A TETRA TECH COMPANY

RINGWOOD MINES/LANDFILL SITE
RINGWOOD, NEW JERSEY

OVERBURDEN WELL LOCATIONS AND OVERBURDEN GROUNDWATER CONTOURS IN THE PETERS MINE PIT - FEBRUARY 2024

SHEET NO. **2**

PROJECT NO. 4213111

File: X:\PROJECTS\FORD MOTOR COMPANY\140802 - RINGWOOD MINES_LANDFILL SUPERFUND SITE_Project Drawings\Annual Report Maps\2024-03-05 UPDATES\FMC801-S-F-02-DB WELL PETERS MINE PIT.DWG Layout: FIGURE 02 User: john.giulione Apr 18, 2024 - 7:20am

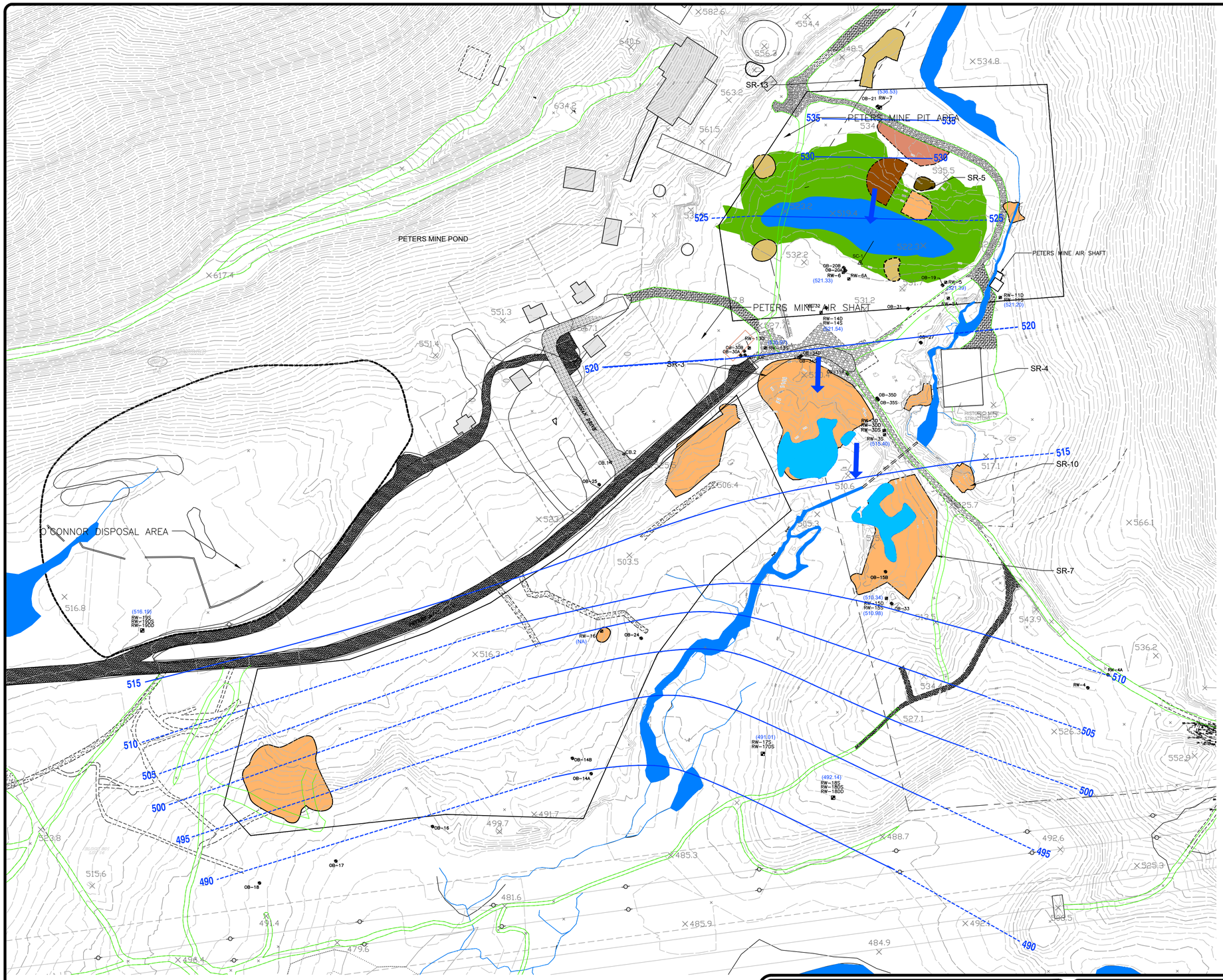

LEGEND:

- EXISTING CONTOUR
- LIMIT OF SURFACE WATER
- OVERHEAD UTILITY LINES
- EXISTING DIRT TRAIL/ROAD
- STABILIZED ACCESS ROAD
- OB–27 — OVERBURDEN MONITORING WELL
- RW–5 — BEDROCK MONITORING WELL
- SC-1 — DIRECTIONAL MONITORING WELL
- 601 — BLOCK
- 12 — LOT
- AMSL — ABOVE MEAN SEA LEVEL
- FT — FEET
- 520 — GROUNDWATER ELEVATION CONTOUR – SHALLOW BEDROCK (DASHED WHERE INFERRED)
- GROUNDWATER FLOW DIRECTION OF SHALLOW BEDROCK INTERVAL 100' (2–FT CONTOUR INTERVAL)
- (509.61) — GROUNDWATER ELEVATION (FEET AMSL)
- * — GROUNDWATER ELEVATION NOT USED. WATER AT TOP OF CASING.
- APPROXIMATE LIMITS OF REMOVAL AREAS – SOIL, PAINT SLUDGE, AND DRUM REMNANTS
- APPROXIMATE LIMITS OF REMOVAL AREA – SOIL AND DRUM REMNANTS
- APPROXIMATE LIMITS OF REMOVAL AREA – SOIL, DRUMS, AND DRUM REMNANTS
- APPROXIMATE LIMITS OF REMOVAL AREAS – SOIL AND PAINT SLUDGE
- APPROXIMATE LIMITS OF SURFICIAL SOIL SCRAPING
- HISTORICAL FILL AREA SURROUNDING PETERS MINE POND (AREA 1)
- INDICATES VERNAL CONDITIONS TYPICALLY OBSERVED IN THE SPRING AND FALL SEASONS
- WATER BODY
- STREAM

NOTES:

1. BEDROCK CONTOURS BASED ON INTERVAL 75 TO 125 FEET BELOW GROUND SURFACE (405–440 FT AMSL).
2. RW–5A AND RW–6A NOT USED TO CONTOUR BEDROCK.
3. RW–3S REPRESENTS THE 77–87 FOOT INTERVAL AND RW–3D IS A MULTIPORT WELL.
4. RW–13S REPRESENTS THE 71–91 FOOT INTERVAL AND RW–13D IS A MULTIPORT WELL.
5. NA – RW–16 EXTENDED. WELL TO BE SURVEYED FOLLOWING COMPLETION OF THE RECYCLING CENTER.

0 60' 120'
GRAPHIC SCALE

This drawing represents intellectual property of Cornerstone. Any modification to the original by other than Cornerstone personnel violates its original purpose and as such is rendered void. Cornerstone will not be held liable for any changes made to this document without express written consent of the originator.

REV	DATE	DESCRIPTION	DWN BY	DES BY	CHK BY	APP BY

DATE OF ISSUE
DRAWN BY
DESIGNED BY
CHECKED BY
APPROVED BY

cornerstone
A TETRA TECH COMPANY

RINGWOOD MINES/LANDFILL SITE
RINGWOOD, NEW JERSEY

WELL LOCATIONS AND SHALLOW BEDROCK POTENTIOMETRIC SURFACE CONTOURS IN THE PETERS MINE PIT - FEBRUARY 2024

SHEET NO.
3

PROJECT NO.
4213111

File: X:\PROJECTS\FORD MOTOR COMPANY\146802 – RINGWOOD MINES_LANDFILL SUPERFUND SITE_Project Drawings\Annual Report Maps\2024-03-05 UPDATES\FMCR01-S-F-031-SHALLOW BEDROCK PETERS MINE PIT.dwg Layout: FIGURE 03 User: john.giuliano Mar 21, 2024 – 9:16am

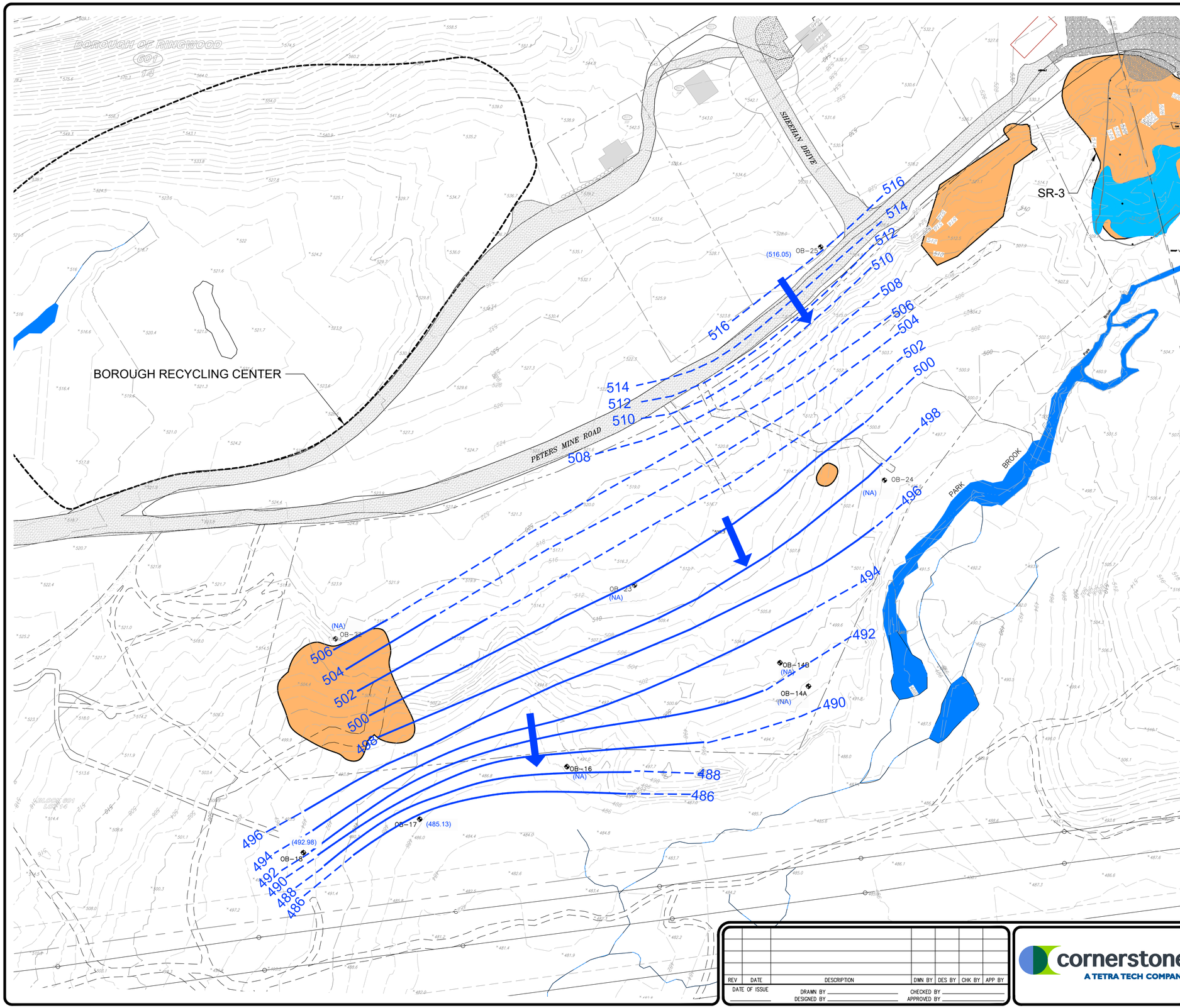

LEGEND:

- 530 — EXISTING CONTOUR
- 514 — GROUNDWATER ELEVATION CONTOUR – OVERBURDEN (DASHED WHERE INFERRED)
- GROUNDWATER FLOW DIRECTION
- (484.90) GROUNDWATER ELEVATION FT AMSL
- AMSL ABOVE MEAN SEA LEVEL
- FT FEET
- LIMIT OF SURFACE WATER
- OVERHEAD UTILITY LINES
- PROPERTY BOUNDARY
- OUTLINE OF O'CONNOR DISPOSAL AREA
- EXISTING DIRT ROAD/TRAIL
- OB-16 OVERBURDEN MONITORING WELL LOCATION
- OCDA O'CONNOR DISPOSAL AREA
- APPROXIMATE LIMITS OF REMOVAL AREAS – SOIL, PAINT SLUDGE, AND DRUM REMNANTS
- INDICATES VERNAL CONDITIONS TYPICALLY OBSERVED IN THE SPRING AND FALL SEASONS
- WATER BODY
- STREAM

NOTES:

1. NA = WELLS EXTENDED. TO BE SURVEYED FOLLOWING COMPLETION OF THE RECYCLING CENTER.

0 30 60 90
SCALE IN FEET

This drawing represents intellectual property of Cornerstone. Any modification to the original by other than Cornerstone personnel violates its original purpose and as such is rendered void. Cornerstone will not be held liable for any changes made to this document without express written consent of the originator.

REV	DATE	DESCRIPTION	DWN BY	DES BY	CHK BY	APP BY

DATE OF ISSUE
DRAWN BY
DESIGNED BY
CHECKED BY
APPROVED BY

cornerstone
A TETRA TECH COMPANY

RINGWOOD MINES/LANDFILL SITE
RINGWOOD, NEW JERSEY

WELL LOCATIONS AND OVERBURDEN GROUNDWATER ELEVATION CONTOURS IN THE FORMER OCDA - FEBRUARY 2024

SHEET NO.
4
PROJECT NO.
4213111

File: X:\PROJECTS\FORD MOTOR COMPANY\140802 - RINGWOOD MINES_LANDFILL SUPERFUND SITE_Project Drawings\Annual Report Maps\2024-03-05 UPDATES\FMCRD1-S-F-04-OW OCDA.dwg Layout: FIGURE 04 User: john.giuliano Apr 18, 2024 - 7:26am

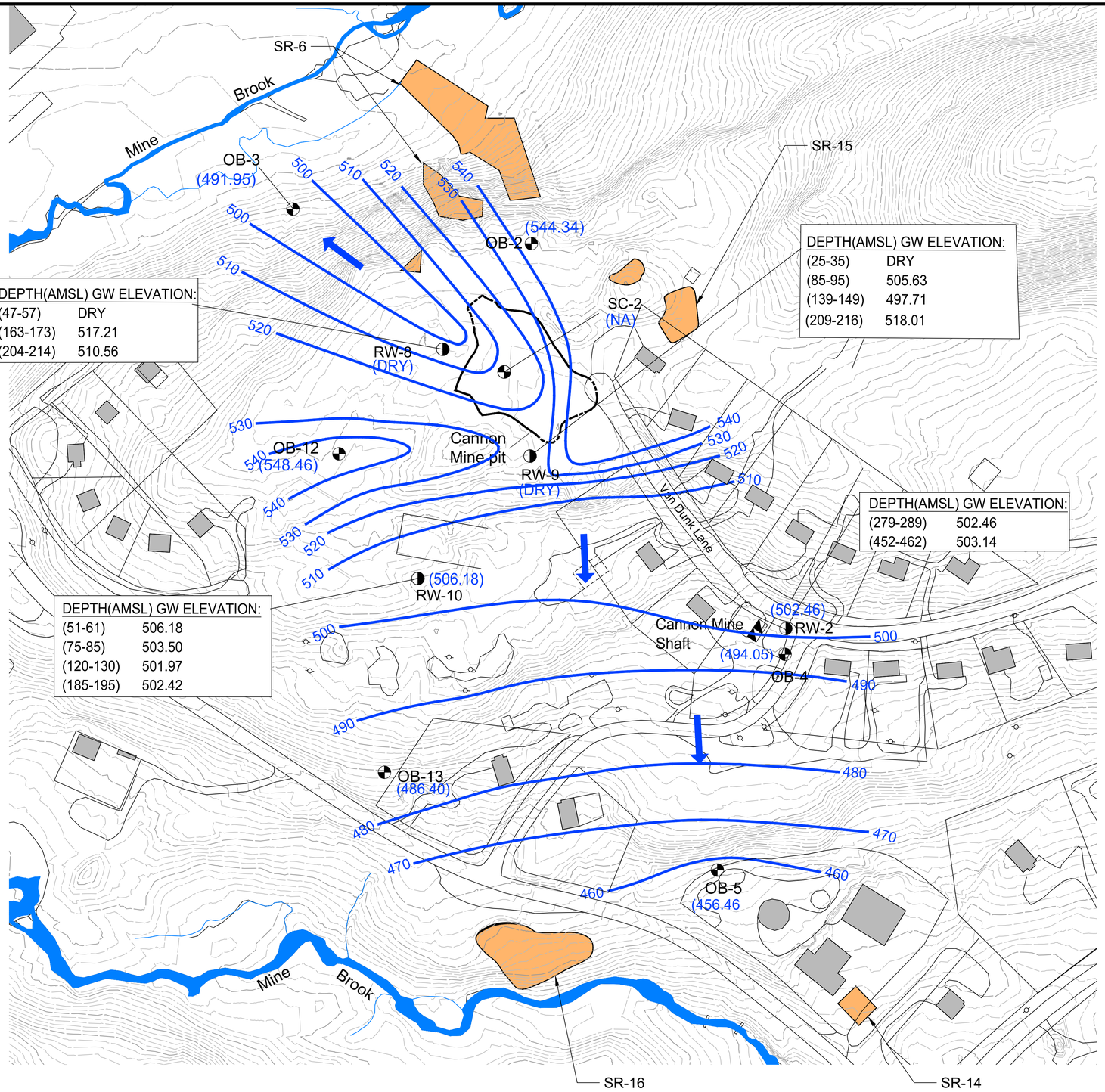

LEGEND:

	RESIDENCE
	TRAILS
	ROADWAYS
	WATERWAYS, BROOKS
525	GROUND SURFACE ELEVATION CONTOUR
	UTILITY POLE
RW-10 (498.79)	BEDROCK MONITORING WELL WITH GROUNDWATER ELEVATION
AMSL	ABOVE MEAN SEA LEVEL
FT	FEET
490	GROUNDWATER ELEVATION – SHALLOW BEDROCK (DASHED WHERE INFERRED)
(484.90)	GROUNDWATER ELEVATION FT AMSL
	GROUNDWATER FLOW DIRECTION OF SHALLOW BEDROCK INTERVAL (FT. AMSL.) (10–FT CONTOUR INTERVAL)
	APPROXIMATE LIMITS OF PAINT SLUDGE REMOVAL AREAS
	WATER BODY
	STREAM
CMP	CANNON MINE PIT

NOTES:

1. NA – SC–2 ABANDONED.
2. RW–8 AND RW–9 WAS DRY AT THE TIME OF WELL GAUGING.

0 100 200 300
SCALE IN FEET

This drawing represents intellectual property of Cornerstone. Any modification to the original by other than Cornerstone personnel violates its original purpose and as such is rendered void. Cornerstone will not be held liable for any changes made to this document without express written consent of the originator.

REV	DATE	DESCRIPTION	DWN BY	DES BY	CHK BY	APP BY

DATE OF ISSUE
DRAWN BY
DESIGNED BY
CHECKED BY
APPROVED BY

cornerstone
A TETRA TECH COMPANY

RINGWOOD MINES/LANDFILL SITE
RINGWOOD, NEW JERSEY

WELL LOCATIONS AND SHALLOW BEDROCK POTENTIOMETRIC SURFACE CONTOURS IN THE CMP - FEBRUARY 2024

SHEET NO.
5

PROJECT NO.
4213111

File: X:\PROJECTS\FORD MOTOR COMPANY\140802 - RINGWOOD MINES_LANDFILL SUPERFUND SITE_Project Drawings\Annual Report Maps\2024-03-05 UPDATES\FMCR01-S-F-05-SHALLOW BEDROCK CMP.dwg Layout: SHEET 05 User: john.giuliano Apr 18, 2024 – 7:33am

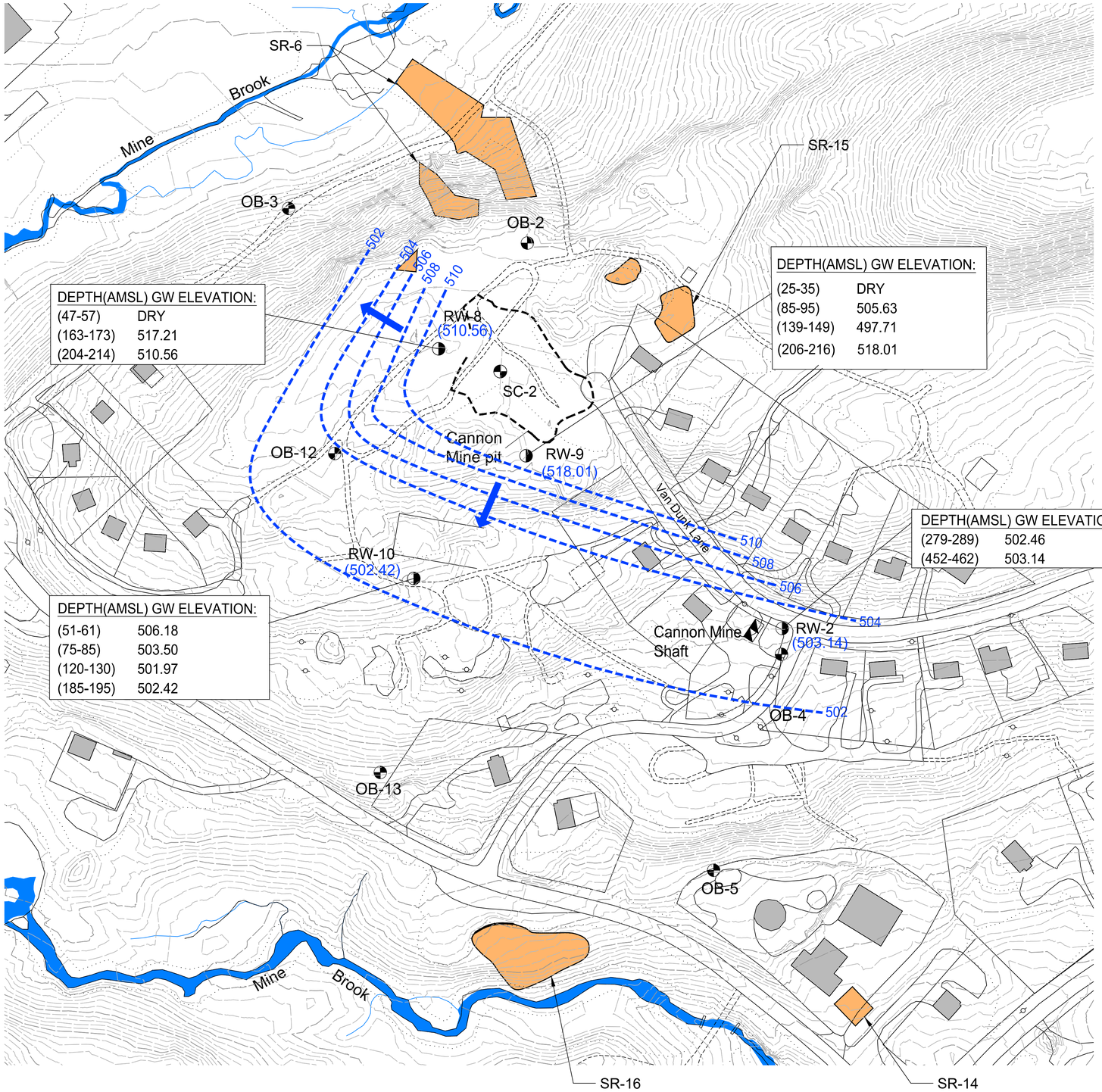

LEGEND:

	RESIDENCE
	TRAILS
	ROADWAYS
	WATERWAYS, BROOKS
525	GROUND SURFACE ELEVATION CONTOUR
	UTILITY POLE
RW-10 (498.79)	BEDROCK MONITORING WELL WITH GROUNDWATER ELEVATION
AMSL	ABOVE MEAN SEA LEVEL
FT	FEET
502	GROUNDWATER ELEVATION – SHALLOW BEDROCK (DASHED WHERE INFERRED)
(484.90)	GROUNDWATER ELEVATION FT AMSL
	GROUNDWATER FLOW DIRECTION OF DEEP BEDROCK INTERVAL (FT AMSL)
	APPROXIMATE LIMITS OF PAINT SLUDGE REMOVAL AREAS
	WATER BODY
	STREAM
CMP	CANNON MINE PIT

0 100 200 300
SCALE IN FEET

This drawing represents intellectual property of Cornerstone. Any modification to the original by other than Cornerstone personnel violates its original purpose and as such is rendered void. Cornerstone will not be held liable for any changes made to this document without express written consent of the originator.

REV	DATE	DESCRIPTION	DWN BY	DES BY	CHK BY	APP BY

DATE OF ISSUE
DRAWN BY
DESIGNED BY
CHECKED BY
APPROVED BY

cornerstone
A TETRA TECH COMPANY

RINGWOOD MINES/LANDFILL SITE
RINGWOOD, NEW JERSEY

WELL LOCATIONS AND DEEP BEDROCK POTENTIOMETRIC SURFACE CONTOURS IN THE CMP -FEBRUARY 2024

SHEET NO.
6

PROJECT NO.
4213111

File: X:\PROJECTS\FORD MOTOR COMPANY\140822 - RINGWOOD MINES_LANDFILL SUPERFUND SITE_Project Drawings\Annual Report Maps\2024-03-05 UPDATES\MAP01-5-F-06-DEEP BEDROCK CMP.dwg Layout: FIGURE 06 User: john.giuliano Apr 18, 2024 - 7:35am

1" 1/2" 0" 1"

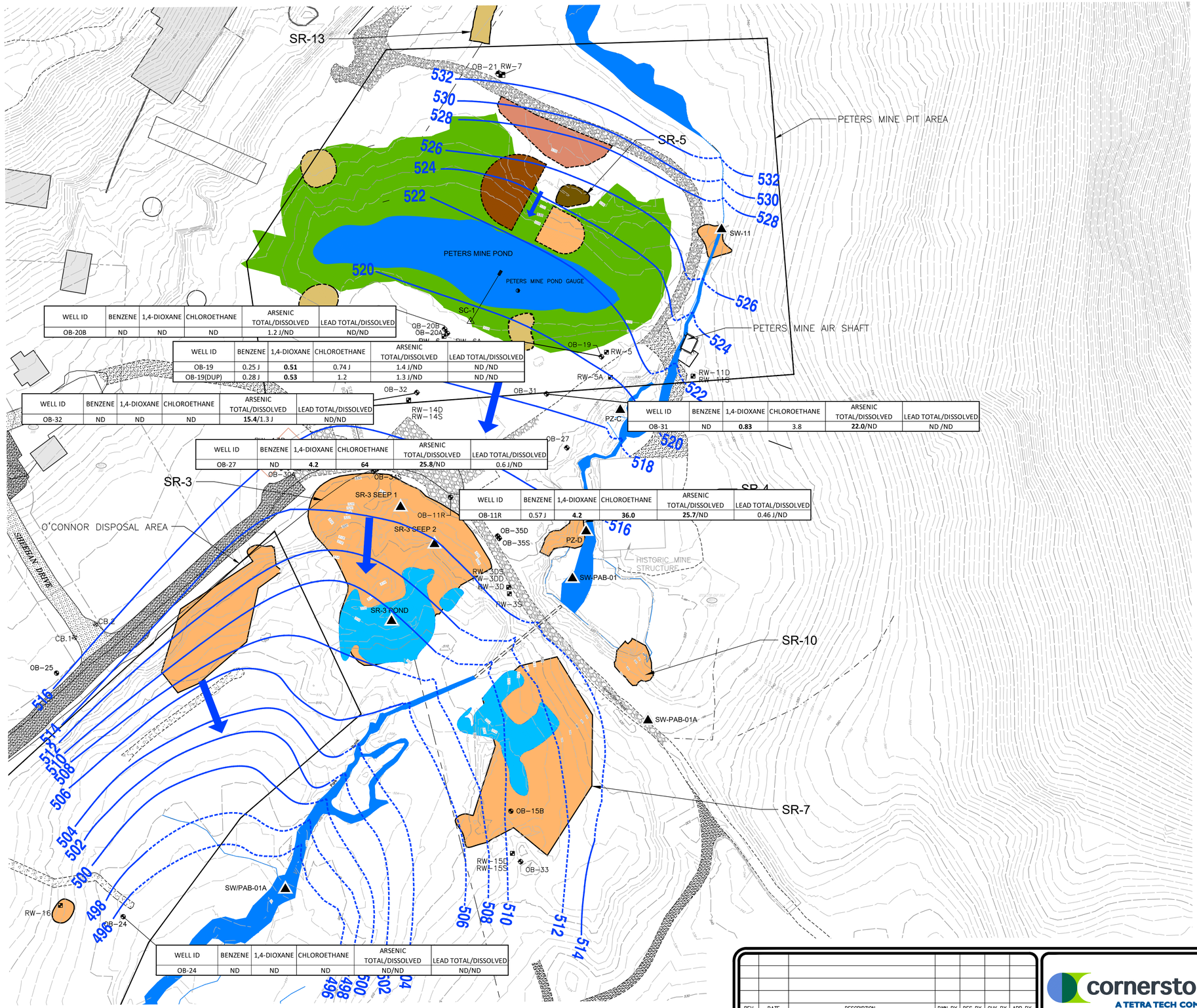

WELL ID	BENZENE	1,4-DIOXANE	CHLOROETHANE	ARSENIC TOTAL/DISSOLVED	LEAD TOTAL/DISSOLVED
OB-20B	ND	ND	ND	1.2 J/ND	ND/ND

WELL ID	BENZENE	1,4-DIOXANE	CHLOROETHANE	ARSENIC TOTAL/DISSOLVED	LEAD TOTAL/DISSOLVED
OB-19	0.25 J	**0.51**	0.74 J	1.4 J/ND	ND /ND
OB-19(DUP)	0.28 J	**0.53**	1.2	1.3 J/ND	ND /ND

WELL ID	BENZENE	1,4-DIOXANE	CHLOROETHANE	ARSENIC TOTAL/DISSOLVED	LEAD TOTAL/DISSOLVED
OB-32	ND	ND	ND	**15.4**/1.3 J	ND/ND

WELL ID	BENZENE	1,4-DIOXANE	CHLOROETHANE	ARSENIC TOTAL/DISSOLVED	LEAD TOTAL/DISSOLVED
OB-31	ND	**0.83**	3.8	**22.0**/ND	ND /ND

WELL ID	BENZENE	1,4-DIOXANE	CHLOROETHANE	ARSENIC TOTAL/DISSOLVED	LEAD TOTAL/DISSOLVED
OB-27	ND	**4.2**	**64**	**25.8**/ND	0.6 J/ND

WELL ID	BENZENE	1,4-DIOXANE	CHLOROETHANE	ARSENIC TOTAL/DISSOLVED	LEAD TOTAL/DISSOLVED
OB-11R	0.57 J	**4.2**	**36.0**	**25.7**/ND	0.46 J/ND

WELL ID	BENZENE	1,4-DIOXANE	CHLOROETHANE	ARSENIC TOTAL/DISSOLVED	LEAD TOTAL/DISSOLVED
OB-24	ND	ND	ND	ND/ND	ND/ND

LEGEND:

- EXISTING CONTOUR
- LIMIT OF SURFACE WATER
- OVERHEAD UTILITY LINES
- PROPERTY BOUNDARY
- TREE LINE
- EXISTING DIRT TRAIL/ROAD
- STABILIZED ACCESS ROAD
- OB–19 OVERBURDEN MONITORING WELL
- STAFF GAUGE
- RW–5 BEDROCK MONITORING WELL
- VS–1 RSH–1 MINE SHAFTS
- SC-1 DIRECTIONAL MONITORING WELL
- 601 BLOCK
- 12 LOT
- 526 GROUNDWATER ELEVATION CONTOUR – OVERBURDEN (DASHED WHERE INFERRED)
- GROUNDWATER FLOW DIRECTION OF OVERBURDEN
- SW/SD-11 SURFACE WATER AND SEDIMENT – SAMPLE LOCATION/ STAFF GUAGE
- SW/SD-PMB-01 SURFACE WATER AND SEDIMENT – SAMPLE LOCATION FROM PETERS MINE BROOK/ STAFF GUAGE
- SW-PAB-01A SURFACE WATER – SAMPLE LOCATION FROM PARK BROOK
- APPROXIMATE LIMITS OF REMOVAL AREAS – SOIL, PAINT SLUDGE, AND DRUM REMNANTS
- APPROXIMATE LIMITS OF REMOVAL AREA – SOIL AND DRUM REMNANTS
- APPROXIMATE LIMITS OF REMOVAL AREA – SOIL, DRUMS, AND DRUM REMNANTS
- APPROXIMATE LIMITS OF REMOVAL AREAS – SOIL AND PAINT SLUDGE
- APPROXIMATE LIMITS OF SURFICIAL SOIL SCRAPING
- HISTORICAL FILL AREA SURROUNDING PETERS MINE POND (AREA 1)
- INDICATES VERNAL CONDITIONS TYPICALLY OBSERVED IN THE SPRING AND FALL SEASONS
- WATER BODY
- STREAM

PARAMETER	NEW JERSEY GROUNDWATER QUALITY STANDARD (NJGWQS)
BENZENE	1 ug/l
CHLOROETHANE	5^ ug/l
1,4-DIOXANE	0.4 ug/l
ARSENIC	3 ug/l
LEAD	5 ug/l

^ REPRESENTS INTERIM SPECIFIC GROUNDWATER QUALITY STANDARD

ug/L = micrograms/Liter

NOTES:

1. ALL RESULTS IN ug/l.
2. ND = NOT DETECTED.
3. "J" = ESTIMATED VALUE.
4. VALUES IN BOLD TYPE EXCEED NJGWQS.
5. COC = CONSTITUENT OF CONCERN

0 60' 120'
GRAPHIC SCALE

This drawing represents intellectual property of Cornerstone. Any modification to the original by other than Cornerstone personnel violates its original purpose and as such is rendered void. Cornerstone will not be held liable for any changes made to this document without express written consent of the originator.

REV	DATE	DESCRIPTION	DWN BY	DES BY	CHK BY	APP BY

DATE OF ISSUE
DRAWN BY
DESIGNED BY
CHECKED BY
APPROVED BY

cornerstone
A TETRA TECH COMPANY

RINGWOOD MINES/LANDFILL SITE
RINGWOOD, NEW JERSEY

OVERBURDEN GROUNDWATER COC
CONCENTRATIONS IN THE PETERS MINE PIT - FEBRUARY 2024

SHEET NO.
7

PROJECT NO.
4213111

File: X:\PROJECTS\FORD MOTOR COMPANY\140802 - RINGWOOD MINES_LANDFILL SUPERFUND SITE_Project Drawings\Annual Report Maps\2024-03-05 UPDATES\VMCR01-S-F-07-BENZENE DIOXINE CONC OB PMP.DWG Layout: FIGURE 07 User: john.giuliano Apr 18, 2024 - 7:36am

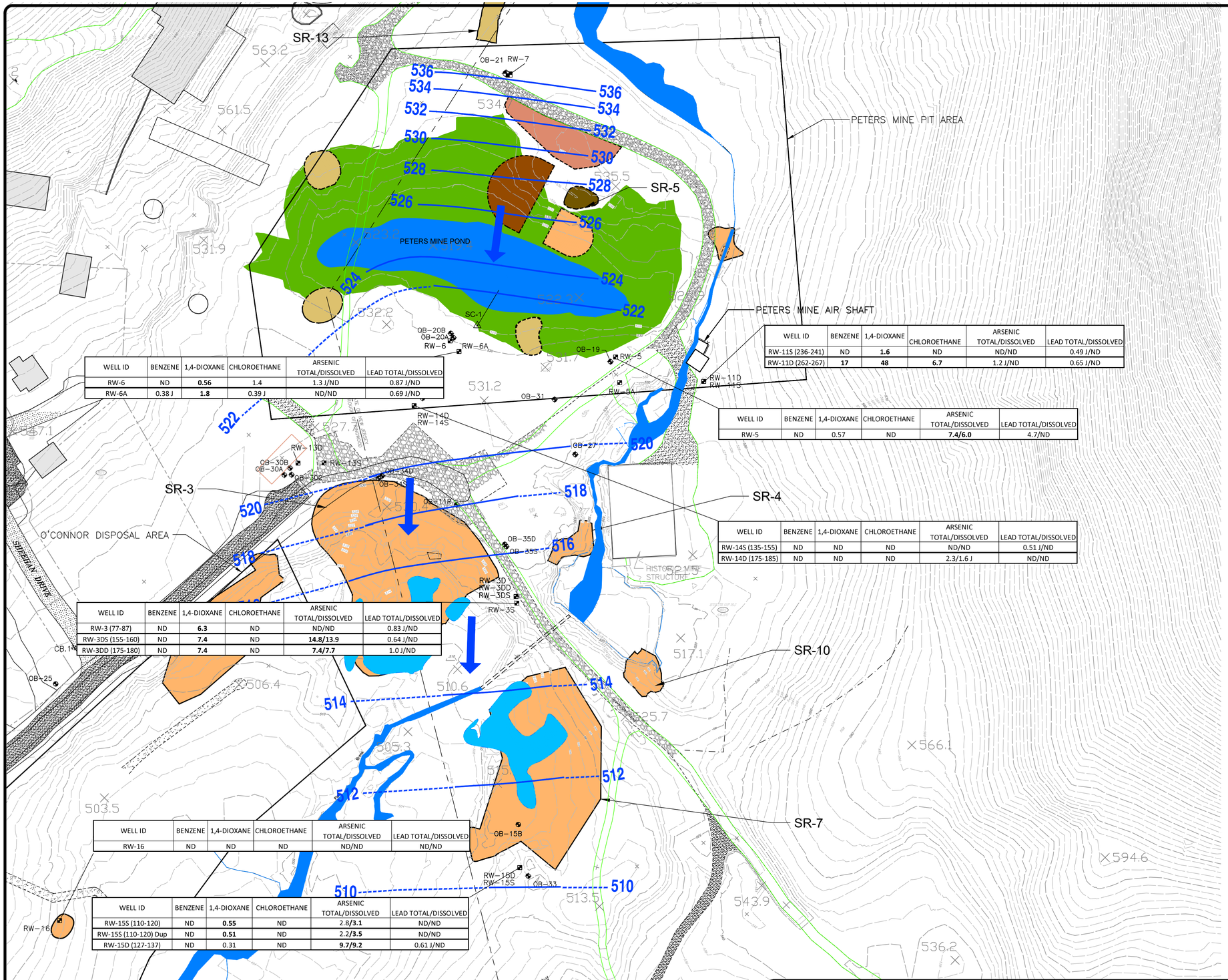

WELL ID	BENZENE	1,4-DIOXANE	CHLOROETHANE	ARSENIC TOTAL/DISSOLVED	LEAD TOTAL/DISSOLVED
RW-6	ND	**0.56**	1.4	1.3 J/ND	0.87 J/ND
RW-6A	0.38 J	**1.8**	0.39 J	ND/ND	0.69 J/ND

WELL ID	BENZENE	1,4-DIOXANE	CHLOROETHANE	ARSENIC TOTAL/DISSOLVED	LEAD TOTAL/DISSOLVED
RW-11S (236-241)	ND	**1.6**	ND	ND/ND	0.49 J/ND
RW-11D (262-267)	**17**	**48**	**6.7**	1.2 J/ND	0.65 J/ND

WELL ID	BENZENE	1,4-DIOXANE	CHLOROETHANE	ARSENIC TOTAL/DISSOLVED	LEAD TOTAL/DISSOLVED
RW-5	ND	0.57	ND	**7.4/6.0**	4.7/ND

WELL ID	BENZENE	1,4-DIOXANE	CHLOROETHANE	ARSENIC TOTAL/DISSOLVED	LEAD TOTAL/DISSOLVED
RW-14S (135-155)	ND	ND	ND	ND/ND	0.51 J/ND
RW-14D (175-185)	ND	ND	ND	2.3/1.6 J	ND/ND

WELL ID	BENZENE	1,4-DIOXANE	CHLOROETHANE	ARSENIC TOTAL/DISSOLVED	LEAD TOTAL/DISSOLVED
RW-3 (77-87)	ND	**6.3**	ND	ND/ND	0.83 J/ND
RW-3DS (155-160)	ND	**7.4**	ND	**14.8/13.9**	0.64 J/ND
RW-3DD (175-180)	ND	**7.4**	ND	**7.4/7.7**	1.0 J/ND

WELL ID	BENZENE	1,4-DIOXANE	CHLOROETHANE	ARSENIC TOTAL/DISSOLVED	LEAD TOTAL/DISSOLVED
RW-16	ND	ND	ND	ND/ND	ND/ND

WELL ID	BENZENE	1,4-DIOXANE	CHLOROETHANE	ARSENIC TOTAL/DISSOLVED	LEAD TOTAL/DISSOLVED
RW-15S (110-120)	ND	**0.55**	ND	2.8/**3.1**	ND/ND
RW-15S (110-120) Dup	ND	**0.51**	ND	2.2/**3.5**	ND/ND
RW-15D (127-137)	ND	0.31	ND	**9.7/9.2**	0.61 J/ND

LEGEND:

- EXISTING CONTOUR
- LIMIT OF SURFACE WATER
- OVERHEAD UTILITY LINES
- EXISTING DIRT TRAIL/ROAD
- STABILIZED ACCESS ROAD
- OB–27 OVERBURDEN MONITORING WELL
- RW–5 BEDROCK MONITORING WELL
- SC-1 DIRECTIONAL MONITORING WELL
- 601 BLOCK
- 12 LOT
- AMSL ABOVE MEAN SEA LEVEL
- FT FEET
- 520 GROUNDWATER ELEVATION CONTOUR – SHALLOW BEDROCK (DASHED WHERE INFERRED)
- GROUNDWATER FLOW DIRECTION OF SHALLOW BEDROCK INTERVAL 100' (2–FT CONTOUR INTERVAL)
- APPROXIMATE LIMITS OF REMOVAL AREAS – SOIL, PAINT SLUDGE, AND DRUM REMNANTS
- APPROXIMATE LIMITS OF REMOVAL AREA – SOIL AND DRUM REMNANTS
- APPROXIMATE LIMITS OF REMOVAL AREA – SOIL, DRUMS, AND DRUM REMNANTS
- APPROXIMATE LIMITS OF REMOVAL AREAS – SOIL AND PAINT SLUDGE
- APPROXIMATE LIMITS OF SURFICIAL SOIL SCRAPING
- HISTORICAL FILL AREA SURROUNDING PETERS MINE POND (AREA 1)
- INDICATES VERNAL CONDITIONS TYPICALLY OBSERVED IN THE SPRING AND FALL SEASONS
- WATER BODY
- STREAM

PARAMETER	NEW JERSEY GROUNDWATER QUALITY STANDARD (NJGWQS)
BENZENE	1 ug/l
CHLOROETHANE	5^ ug/l
1,4-DIOXANE	0.4 ug/l
ARSENIC	3 ug/l
LEAD	5 ug/l

^ REPRESENTS INTERIM SPECIFIC GROUNDWATER QUALITY STANDARD

ug/L = micrograms/Liter

NOTES:

1. BEDROCK CONTOURS BASED ON INTERVAL 75 TO 125 FEET BELOW GROUND SURFACE (405–440 FT AMSL).
2. RW–5A AND RW–6A NOT USED TO CONTOUR BEDROCK.
3. RW–3S REPRESENTS THE 77–87 FOOT INTERVAL AND RW–3D IS A MULTIPORT WELL.
4. ALL RESULTS IN ug/l.
5. ND = NOT DETECTED.
6. "J" = ESTIMATED VALUE.
7. VALUES IN BOLD TYPE EXCEED NJGWQS.
8. COC = CONSTITUENT OF CONCERN

0 60' 120'
GRAPHIC SCALE

This drawing represents intellectual property of Cornerstone. Any modification to the original by other than Cornerstone personnel violates its original purpose and as such is rendered void. Cornerstone will not be held liable for any changes made to this document without express written consent of the originator.

REV	DATE	DESCRIPTION	DWN BY	DES BY	CHK BY	APP BY

DATE OF ISSUE
DRAWN BY
DESIGNED BY
CHECKED BY
APPROVED BY

cornerstone
A TETRA TECH COMPANY

RINGWOOD MINES/LANDFILL SITE
RINGWOOD, NEW JERSEY

BEDROCK GROUNDWATER COC CONCENTRATIONS IN THE PETERS MINE PIT - FEBRUARY 2024

SHEET NO.
8

PROJECT NO.
4213111

File: X:\PROJECTS\FORD MOTOR COMPANY\140802 – RINGWOOD MINES_LANDFILL SUPERFUND SITE_Project Drawings\Annual Report Maps\2024-03-05 UPDATES\FMC801-S-F-08-BENZENE DIOXINE CONC SHALLOW PMP.dwg Layout: FIGURE 08 User: john.giuliano Apr 18, 2024 – 7:36am

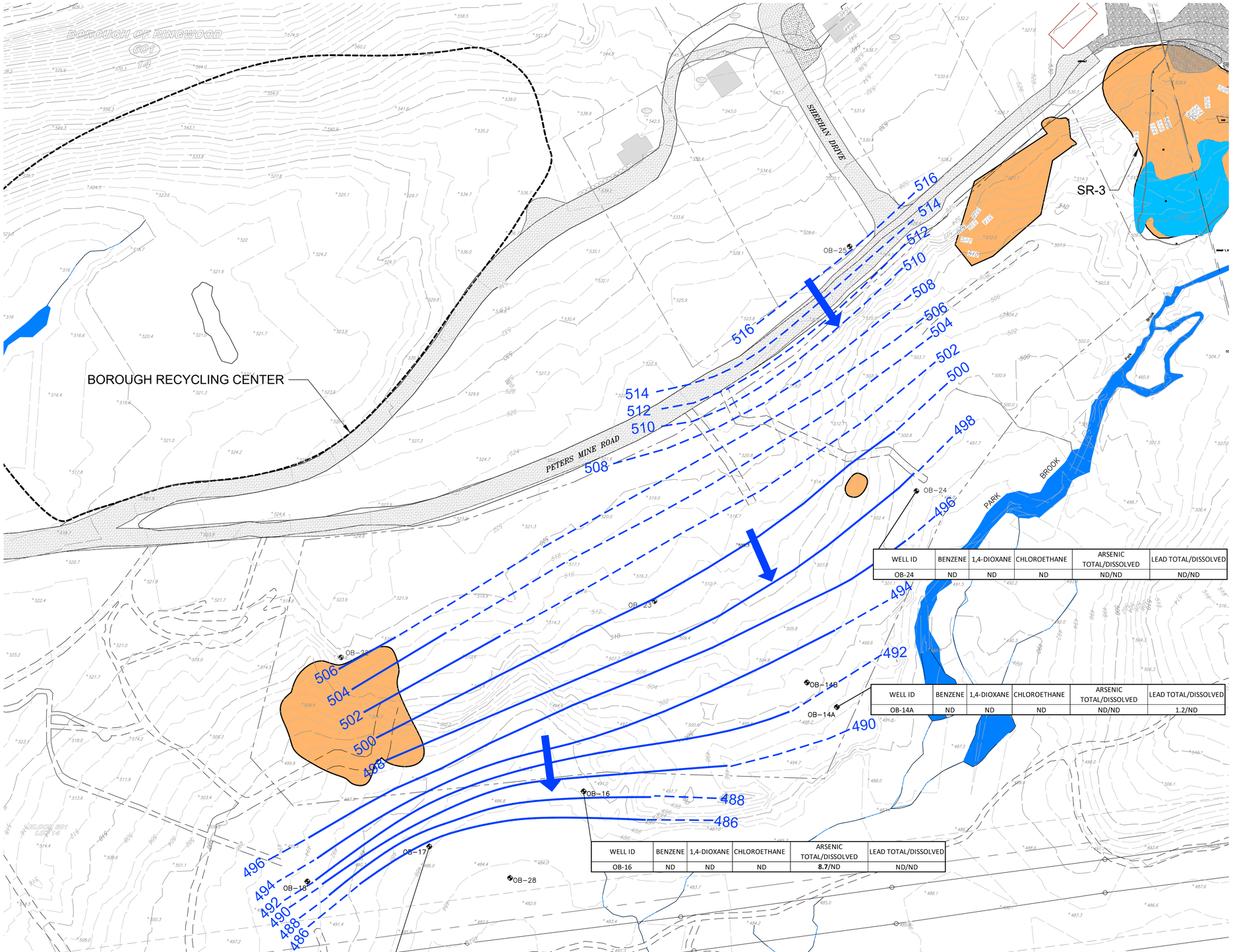

WELL ID	BENZENE	1,4-DIOXANE	CHLOROETHANE	ARSENIC TOTAL/DISSOLVED	LEAD TOTAL/DISSOLVED
OB-24	ND	ND	ND	ND/ND	ND/ND

WELL ID	BENZENE	1,4-DIOXANE	CHLOROETHANE	ARSENIC TOTAL/DISSOLVED	LEAD TOTAL/DISSOLVED
OB-14A	ND	ND	ND	ND/ND	1.2/ND

WELL ID	BENZENE	1,4-DIOXANE	CHLOROETHANE	ARSENIC TOTAL/DISSOLVED	LEAD TOTAL/DISSOLVED
OB-16	ND	ND	ND	**8.7**/ND	ND/ND

WELL ID	BENZENE	1,4-DIOXANE	CHLOROETHANE	ARSENIC TOTAL/DISSOLVED	LEAD TOTAL/DISSOLVED
OB-17	ND	**9**	ND	ND/ND	ND/ND

LEGEND:

- 530 — EXISTING CONTOUR
- 514 — GROUNDWATER ELEVATION CONTOUR (DASHED WHERE INFERRED)
- GROUNDWATER FLOW DIRECTION
- LIMIT OF SURFACE WATER
- OVERHEAD UTILITY LINES
- PROPERTY BOUNDARY
- OUTLINE OF O'CONNOR DISPOSAL AREA
- EXISTING DIRT ROAD/TRAIL
- OB-16 — OVERBURDEN MONITORING WELL LOCATION
- OCDA — O'CONNOR DISPOSAL AREA
- APPROXIMATE LIMITS OF REMOVAL AREAS – SOIL, PAINT SLUDGE, AND DRUM REMNANTS
- INDICATES VERNAL CONDITIONS TYPICALLY OBSERVED IN THE SPRING AND FALL SEASONS
- WATER BODY
- STREAM
- SW-PAB-01 — SURFACE WATER – SAMPLE LOCATION FROM PARK BROOK

PARAMETER	NEW JERSEY GROUNDWATER QUALITY STANDARD (NJGWQS)
BENZENE	1 ug/l
CHLOROETHANE	5^ ug/l
1,4-DIOXANE	0.4 ug/l
ARSENIC	3 ug/l
LEAD	5 ug/l

^ REPRESENTS INTERIM SPECIFIC GROUNDWATER QUALITY STANDARD

ug/L = micrograms/Liter

NOTES:

1. ALL RESULTS IN ug/l.
2. ND = NOT DETECTED.
3. "J" = ESTIMATED VALUE.
4. VALUES IN BOLD TYPE EXCEED NJGWQS.
5. COC = CONSTITUENT OF CONCERN

0 30 60 90
SCALE IN FEET

This drawing represents intellectual property of Cornerstone. Any modification to the original by other than Cornerstone personnel violates its original purpose and as such is rendered void. Cornerstone will not be held liable for any changes made to this document without express written consent of the originator.

REV	DATE	DESCRIPTION	DWN BY	DES BY	CHK BY	APP BY

DATE OF ISSUE
DRAWN BY
DESIGNED BY
CHECKED BY
APPROVED BY

cornerstone
A TETRA TECH COMPANY

RINGWOOD MINES/LANDFILL SITE
RINGWOOD, NEW JERSEY

OVERBURDEN GROUNDWATER COC
CONCENTRATIONS IN THE FORMER OCDA - FEBRUARY 2024

SHEET NO.
9

PROJECT NO.
4213111

File: X:\PROJECTS\FORD MOTOR COMPANY\142802 - RINGWOOD MINES_LANDFILL SUPERFUND SITE_Project Drawings\Annual Report Maps\2024-03-05 UPDATES\FMCR01-S-F-09-BENZENE DIOXINE GW CONC OCDA.dwg Layout: FIGURE 09 User: john.giuliano Apr 18, 2024 – 7:35am

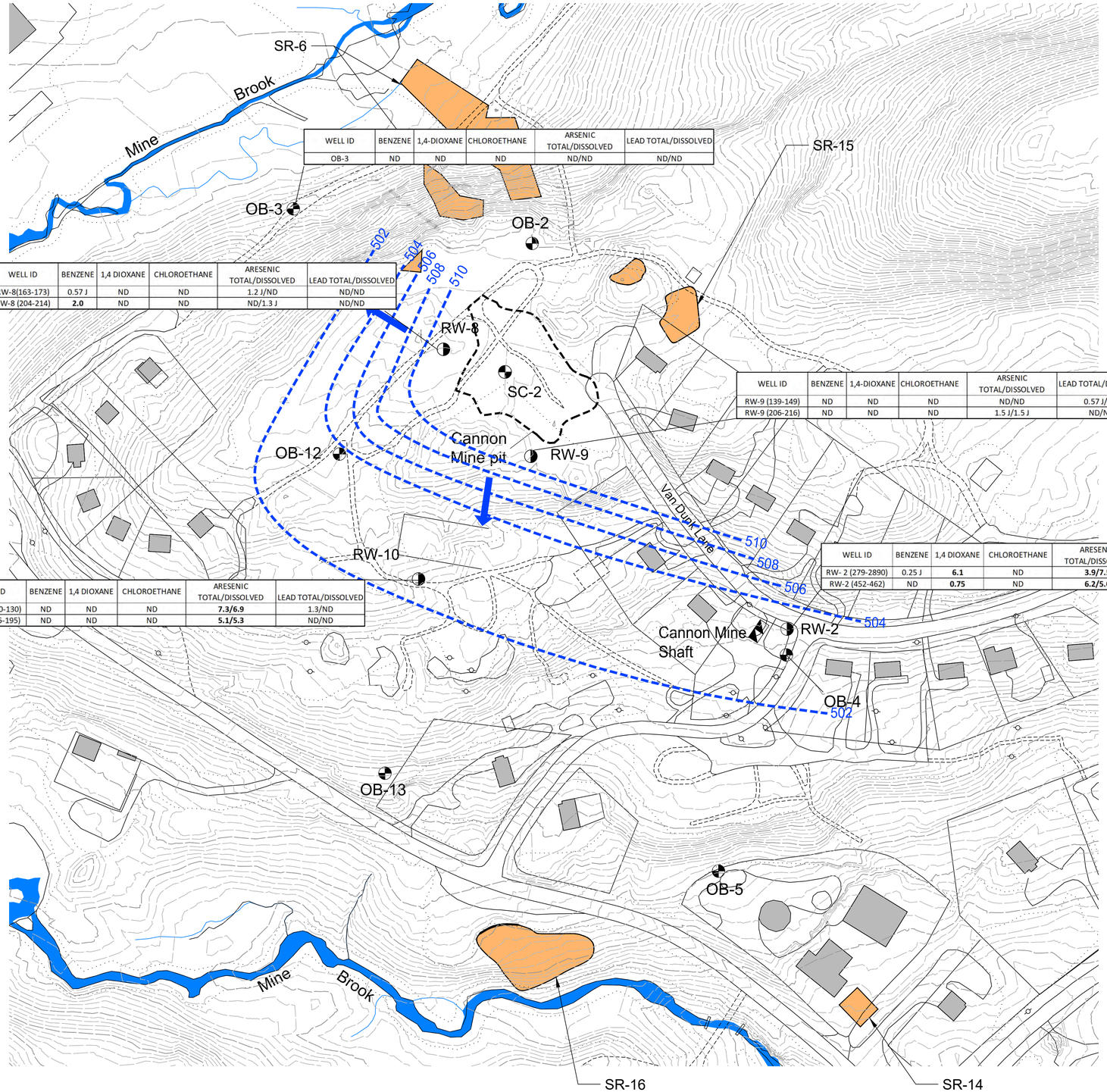

WELL ID	BENZENE	1,4-DIOXANE	CHLOROETHANE	ARSENIC TOTAL/DISSOLVED	LEAD TOTAL/DISSOLVED
OB-3	ND	ND	ND	ND/ND	ND/ND

WELL ID	BENZENE	1,4 DIOXANE	CHLOROETHANE	ARSENIC TOTAL/DISSOLVED	LEAD TOTAL/DISSOLVED
RW-8(163-173)	0.57 J	ND	ND	1.2 J/ND	ND/ND
RW-8 (204-214)	**2.0**	ND	ND	ND/1.3 J	ND/ND

WELL ID	BENZENE	1,4-DIOXANE	CHLOROETHANE	ARSENIC TOTAL/DISSOLVED	LEAD TOTAL/DISSOLVED
RW-9 (139-149)	ND	ND	ND	ND/ND	0.57 J/ND
RW-9 (206-216)	ND	ND	ND	1.5 J/1.5 J	ND/ND

WELL ID	BENZENE	1,4 DIOXANE	CHLOROETHANE	ARSENIC TOTAL/DISSOLVED	LEAD TOTAL/DISSOLVED
RW- 2 (279-2890)	0.25 J	**6.1**	ND	**3.9/7.5**	0.58 J/ND
RW-2 (452-462)	ND	**0.75**	ND	**6.2/5.0**	ND/ND

WELL ID	BENZENE	1,4 DIOXANE	CHLOROETHANE	ARSENIC TOTAL/DISSOLVED	LEAD TOTAL/DISSOLVED
RW- 10 (120-130)	ND	ND	ND	**7.3/6.9**	1.3/ND
RW-10 (185-195)	ND	ND	ND	**5.1/5.3**	ND/ND

LEGEND:

- RESIDENCE
- TRAILS
- ROADWAYS
- WATERWAYS, BROOKS
- GROUND SURFACE ELEVATION CONTOUR
- UTILITY POLE
- OB-3 — SHALLOW BEDROCK MONITORING WELL
- RW-10 — BEDROCK MONITORING WELL
- AMSL — ABOVE MEAN SEA LEVEL
- FT — FEET
- 502 — GROUNDWATER ELEVATION CONTOUR DEEP BEDROCK (DASHED WHERE INFERRED)
- GROUNDWATER FLOW DIRECTION OF DEEP BEDROCK INTERVAL (FT. AMSL.) (2–FT CONTOUR INTERVAL)
- APPROXIMATE LIMITS OF PAINT SLUDGE REMOVAL AREAS
- WATER BODY
- STREAM

PARAMETER	NEW JERSEY GROUNDWATER QUALITY STANDARD (NJGWQS)
BENZENE	1 ug/l
CHLOROETHANE	5^ ug/l
1,4-DIOXANE	0.4 ug/l
ARSENIC	3 ug/l
LEAD	5 ug/l

^ REPRESENTS INTERIM SPECIFIC GROUNDWATER QUALITY STANDARD

ug/L = micrograms/Liter

NOTES:

1. ALL RESULTS IN ug/l.
2. ND = NOT DETECTED.
3. VALUES IN BOLD TYPE EXCEED NJGWQS.
4. "J" = ESTIMATED VALUE.
5. NS = NOT SAMPLED DUE TO INADEQUATE GROUNDWATER RECHARGE.
6. COC = CONSTITUENT OF CONCERN

0 100 200 300
SCALE IN FEET

This drawing represents intellectual property of Cornerstone. Any modification to the original by other than Cornerstone personnel violates its original purpose and as such is rendered void. Cornerstone will not be held liable for any changes made to this document without express written consent of the originator.

REV	DATE	DESCRIPTION	DWN BY	DES BY	CHK BY	APP BY

DATE OF ISSUE
DRAWN BY
DESIGNED BY
CHECKED BY
APPROVED BY

cornerstone
A TETRA TECH COMPANY

RINGWOOD MINES/LANDFILL SITE
RINGWOOD, NEW JERSEY

GROUNDWATER COC
CONCENTRATIONS IN THE CMP - FEBRUARY 2024

SHEET NO.
10
PROJECT NO.
4213111

File: X:\PROJECTS\FORD MOTOR COMPANY\140802 – RINGWOOD MINES_LANDFILL SUPERFUND SITE_Project Drawings\Annual Report Maps\2024-03-05 UPDATES\FMCR01-S-F-10-BENZENE DIOXINE DEEP CONC CMP.dwg Layout: SHEET 10 User: john.giuliano Apr 18, 2024 – 7:49am

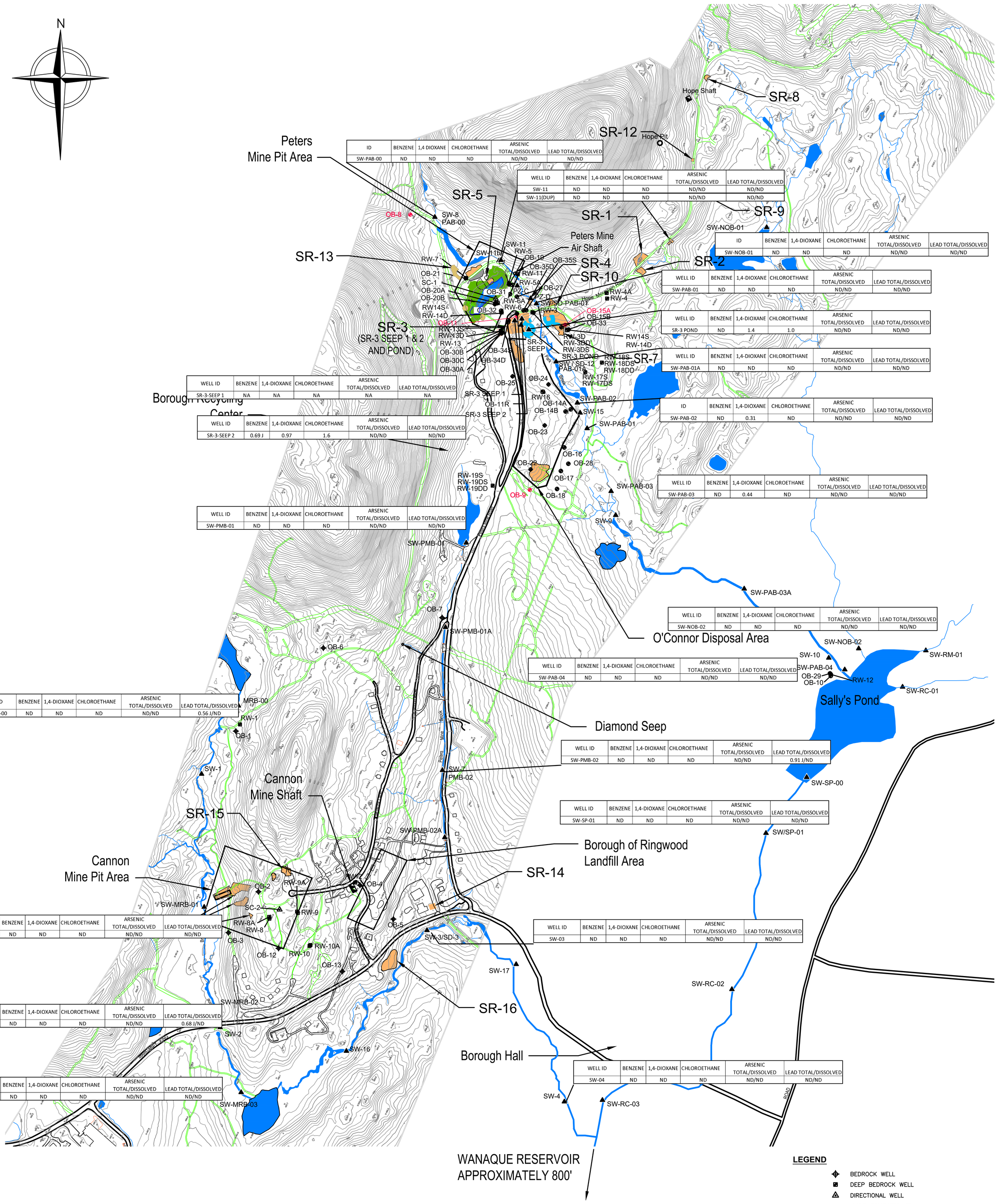

ID	BENZENE	1,4 DIOXANE	CHLOROETHANE	ARSENIC TOTAL/DISSOLVED	LEAD TOTAL/DISSOLVED
SW-PAB-00	ND	ND	ND	ND/ND	ND/ND

WELL ID	BENZENE	1,4-DIOXANE	CHLOROETHANE	ARSENIC TOTAL/DISSOLVED	LEAD TOTAL/DISSOLVED
SW-11	ND	ND	ND	ND/ND	ND/ND
SW-11(DUP)	ND	ND	ND	ND/ND	ND/ND

ID	BENZENE	1,4-DIOXANE	CHLOROETHANE	ARSENIC TOTAL/DISSOLVED	LEAD TOTAL/DISSOLVED
SW-NOB-01	ND	ND	ND	ND/ND	ND/ND

WELL ID	BENZENE	1,4-DIOXANE	CHLOROETHANE	ARSENIC TOTAL/DISSOLVED	LEAD TOTAL/DISSOLVED
SW-PAB-01	ND	ND	ND	ND/ND	ND/ND

WELL ID	BENZENE	1,4-DIOXANE	CHLOROETHANE	ARSENIC TOTAL/DISSOLVED	LEAD TOTAL/DISSOLVED
SR-3 POND	ND	1.4	1.0	ND/ND	ND/ND

WELL ID	BENZENE	1,4-DIOXANE	CHLOROETHANE	ARSENIC TOTAL/DISSOLVED	LEAD TOTAL/DISSOLVED
SW-PAB-01A	ND	ND	ND	ND/ND	ND/ND

WELL ID	BENZENE	1,4-DIOXANE	CHLOROETHANE	ARSENIC TOTAL/DISSOLVED	LEAD TOTAL/DISSOLVED
SR-3-SEEP 1	NA	NA	NA	NA	NA

ID	BENZENE	1,4-DIOXANE	CHLOROETHANE	ARSENIC TOTAL/DISSOLVED	LEAD TOTAL/DISSOLVED
SW-PAB-02	ND	0.31	ND	ND/ND	ND/ND

WELL ID	BENZENE	1,4-DIOXANE	CHLOROETHANE	ARSENIC TOTAL/DISSOLVED	LEAD TOTAL/DISSOLVED
SR-3-SEEP 2	0.69 J	0.97	1.6	ND/ND	ND/ND

WELL ID	BENZENE	1,4-DIOXANE	CHLOROETHANE	ARSENIC TOTAL/DISSOLVED	LEAD TOTAL/DISSOLVED
SW-PAB-03	ND	0.44	ND	ND/ND	ND/ND

WELL ID	BENZENE	1,4-DIOXANE	CHLOROETHANE	ARSENIC TOTAL/DISSOLVED	LEAD TOTAL/DISSOLVED
SW-PMB-01	ND	ND	ND	ND/ND	ND/ND

WELL ID	BENZENE	1,4-DIOXANE	CHLOROETHANE	ARSENIC TOTAL/DISSOLVED	LEAD TOTAL/DISSOLVED
SW-NOB-02	ND	ND	ND	ND/ND	ND/ND

WELL ID	BENZENE	1,4-DIOXANE	CHLOROETHANE	ARSENIC TOTAL/DISSOLVED	LEAD TOTAL/DISSOLVED
SW-PAB-04	ND	ND	ND	ND/ND	ND/ND

WELL ID	BENZENE	1,4-DIOXANE	CHLOROETHANE	ARSENIC TOTAL/DISSOLVED	LEAD TOTAL/DISSOLVED
SW-MRB-00	ND	ND	ND	ND/ND	0.56 J/ND

WELL ID	BENZENE	1,4-DIOXANE	CHLOROETHANE	ARSENIC TOTAL/DISSOLVED	LEAD TOTAL/DISSOLVED
SW-PMB-02	ND	ND	ND	ND/ND	0.91 J/ND

WELL ID	BENZENE	1,4-DIOXANE	CHLOROETHANE	ARSENIC TOTAL/DISSOLVED	LEAD TOTAL/DISSOLVED
SW-SP-01	ND	ND	ND	ND/ND	ND/ND

WELL ID	BENZENE	1,4-DIOXANE	CHLOROETHANE	ARSENIC TOTAL/DISSOLVED	LEAD TOTAL/DISSOLVED
SW-MRB-01	ND	ND	ND	ND/ND	ND/ND

WELL ID	BENZENE	1,4-DIOXANE	CHLOROETHANE	ARSENIC TOTAL/DISSOLVED	LEAD TOTAL/DISSOLVED
SW-03	ND	ND	ND	ND/ND	ND/ND

WELL ID	BENZENE	1,4-DIOXANE	CHLOROETHANE	ARSENIC TOTAL/DISSOLVED	LEAD TOTAL/DISSOLVED
SW-MRB-02	ND	ND	ND	ND/ND	0.68 J/ND

WELL ID	BENZENE	1,4-DIOXANE	CHLOROETHANE	ARSENIC TOTAL/DISSOLVED	LEAD TOTAL/DISSOLVED
SW-04	ND	ND	ND	ND/ND	ND/ND

WELL ID	BENZENE	1,4-DIOXANE	CHLOROETHANE	ARSENIC TOTAL/DISSOLVED	LEAD TOTAL/DISSOLVED
SW-MRB-03	ND	ND	ND	ND/ND	ND/ND

PARAMETER	NEW JERSEY SURFACE WATER QUALITY STANDARD (NJSWQS)
BENZENE	0.15 ug/l
CHLOROETHANE	--
1,4-DIOXANE	--
ARSENIC	0.017 ug/l
LEAD	5 ug/l

NOTES:

1. MAP SOURCE: "SITE PLAN DEPICITING TOPOGRAPHIC FEATURES," RINGWOOD MINES/LANDFILL SITE, SITE RELATED GROUNDWATER REMEDIAL INVESTIGATION REPORT, MAP LATEST REVISION DATE 11/24/14.
2. THE NEW JERSEY DEPARTMENT OF ENVIRONMENTAL PROTECTION DOES NOT HAVE A SURFACE WATER QUALITY STANDARD FOR 1,4-DIOXANE.
3. THE NEW JERSEY DEPARTMENT OF ENVIRONMENTAL PROTECTION GROUNDWATER QUALITY STANDARD FOR 1,4-DIOXANE IS 0.4 ug/l, EFFECTIVE 11/25/15.
4. ALL RESULTS IN UG/L.
5. ND = NOT DETECTED.
6. "J" = ESTIMATED VALUE.
7. VALUES IN BOLD TYPE EXCEED NJSWQS.
8. NA = NOT AVAILABLE FOR SAMPLING. LOCATION DRY.
9. COC = CONSTITUENT OF CONCERN

LEGEND

- BEDROCK WELL
- DEEP BEDROCK WELL
- DIRECTIONAL WELL
- UNCONSOLIDATED WELL
- OVERBURDEN WELL
- MONITORING WELL DAMAGED OR NOT AVAILABLE FOR SAMPLING
- APPROXIMATE LIMITS OF REMOVAL AREAS – SOIL, PAINT SLUDGE, AND DRUM REMNANTS
- APPROXIMATE LIMITS OF REMOVAL AREA – SOIL AND DRUM REMNANTS
- APPROXIMATE LIMITS OF REMOVAL AREA – SOIL, DRUMS, AND DRUM REMNANTS
- APPROXIMATE LIMITS OF REMOVAL AREAS – SOIL AND PAINT SLUDGE
- APPROXIMATE LIMITS OF SURFICIAL SOIL SCRAPING
- HISTORICAL FILL AREA SURROUNDING PETERS MINE PIT (AREA 1)
- INDICATES VERNAL CONDITIONS TYPICALLY OBSERVED IN THE SPRING AND FALL SEASONS
- WATER BODY
- SW-2 ▲ SURFACE WATER AND SEDIMENT – SAMPLE LOCATION
- SW-MRB-01 ▲ SURFACE WATER – SAMPLE LOCATION FROM MINE BROOK
- SW-PMB-01 ▲ SURFACE WATER – SAMPLE LOCATION FROM PETERS MINE BROOK
- SW-NOB-01 ▲ SURFACE WATER – SAMPLE LOCATION FROM NORTH BROOK
- SW-PAB-01 ▲ SURFACE WATER – SAMPLE LOCATION FROM PARK BROOK
- SW-SP-01 ▲ SURFACE WATER – SAMPLE LOCATION FROM SALLY'S POND
- TRAIL/ DIRT ROAD
- STREAM
- INFERRED STREAM

ug/L = MICROGRAMS/LITER

400 200 0 400 800 1200
SCALE: 1"=400'

REV	DATE	DESCRIPTION	DWN BY	DES BY	CHK BY	APP BY

DATE OF ISSUE 10/18
DRAWN BY
DESIGNED BY
CHECKED BY
APPROVED BY

cornerstone
A TETRA TECH COMPANY

RINGWOOD MINES/LANDFILL SUPERFUND SITE
RINGWOOD, NEW JERSEY

SURFACE WATER COC CONCENTRATIONS - FEBRUARY 2024

SHEET NO. 11
PROJECT NO. 4213111

File: X:\PROJECTS\FORD MOTOR COMPANY\140802 – RINGWOOD MINES_LANDFILL SUPERFUND SITE_Project Drawings\Annual Report Maps\2024-03-05 UPDATES\FMCRD1-S-F-11-BENZENE DIOXANE SURF WATER CONC.dwg Layout: FIGURE 11 User: john.giuliano Apr 18, 2024 – 7:49am

ATTACHMENT B

FIELD SAMPLING DATA SHEETS

Cornerstone
Groundwater Sampling Form

Project Number: 4233147 Task: 005 Well ID: RW-5A
Date: 02/26/24 Sampled By: JG
Sampling Time: 1420 Recorded By: JG
Weather: Sunny 50 Replicate/Split: none

INSTRUMENT IDENTIFICATION

	PID	Water-Level Meter	Water Quality Meter(s)
Serial #:	Mini	Solinist	Horbia U-52 6P37SH4Y

PURGING INFORMATION

Casing Material: PVC Purge Method: Low Flow Waddle
Casing Diameter: 2" Screen Interval: 54-74
Total Depth: 75 Pump intake depth: 64
Depth to Water: 11.62
Water Column: Total Volume Purged:
Gallons/Foot: Pump on: 1350 Off: 1423
Gallons in Well:

FIELD PARAMETERS

Time	Minutes Elapsed	Rate (mL/m)	Gallons Purged	Turbidity (NTUs)	REDOX (mV)	pH (SI Units)	Conductivity (mmhos/cm)	Temp (°C)	Depth to Water	Diss. Oxygen	Comments
1350	0	125		77.8	-76	7.23	.209	16.14	11.71	0	
1355	5	125		73.4	-77	7.23	.204	16.55	12.15	0	
1400	10	125		66.1	-76	7.37	.206	16.27	13.04	0	
1405	15	125		52.6	-73	7.40	.206	16.05	13.72	0	
1410	20	125		48.7	-70	7.40	.208	15.95	14.13	0	
1415	25	125		46.2	-66	7.37	.210	15.91	14.57	0	
1420	30	125		44.3	-64	7.38	.207	15.89	14.82	0	

OBSERVATIONS DURING SAMPLING

Well Condition: Good Purge Water Disposal: Contained
Color: Clear Turbidity(qualitative): low
Odor: none Other (OVA, HNU,etc.): slow/no recharge

Bromide Only

RW-5A-022624 sampled at 1420

Cornerstone
Groundwater Sampling Form

Project Number: 209-4213111 Task: 003 Well ID: OB-27
Date: 2/26/24 Sampled By: JG
Sampling Time: 1310 Recorded By: JG
Weather: sunny 45 Replicate/Split: none

INSTRUMENT IDENTIFICATION

	PID	Water-Level Meter	Water Quality Meter(s)
Serial #:	[illegible]	Solinist	Horbia U-52 6P375H4Y

PURGING INFORMATION

Casing Material: PVC
Casing Diameter: 2"
Total Depth: 37.5
Depth to Water: 14.58
Water Column:
Gallons/Foot:
Gallons in Well:

Purge Method: low flow bladder
Screen Interval: 24.5 - 37.5
Pump intake depth: 30
Total Volume Purged:
Pump on: 1230 Off: 1317

FIELD PARAMETERS

Time	Minutes Elapsed	Rate (mL/m)	Gallons Purged	Turbidity (NTUs)	REDOX (mV)	pH (SI Units)	Conductivity (mmhos/cm)	Temp (°C)	Depth to Water	Diss. Oxygen	Comments
1235	5	240		161	-92	6.45	.499	10.38	14.54	0	
1240	10	240		66.2	-95	6.46	.506	10.45	14.54	0	
1245	15	240		45.9	-96	6.47	.504	10.75	14.54	0	
250	20	240		43.6	-98	6.48	.500	10.79	14.54	0	
1255	25	240		39.3	-98	6.48	.501	10.85	14.54	0	
1300	30	240		34.1	-99	6.48	.501	10.87	14.54	0	
1305	35	240		22.7	-100	6.48	.499	10.89	14.54	0	
1310	40	240		24.5	-100	6.49	.499	10.92	14.54	0	

OBSERVATIONS DURING SAMPLING

Well Condition: Good
Color: clear
Odor: hydrocarbon

Purge Water Disposal: Contained
Turbidity(qualitative): low
Other (OVA, HNU,etc.): n/a

+ bromide
OB-27-022624 sampled at 1310

Cornerstone
Groundwater Sampling Form

Project Number: 209-[redacted]4213111 Task: 003 Well ID: OB-11R
Date: 2/26/24 Sampled By: JG
Sampling Time: 1145 Recorded By: JG
Weather: Sunny 40 Replicate/Split: none

INSTRUMENT IDENTIFICATION

	PID	Water-Level Meter	Water Quality Meter(s)
Serial #:	[illegible]	Solinist	Horbia U-52 6P375H4Y

PURGING INFORMATION

Casing Material: PVC
Casing Diameter: 2"
Total Depth: 38
Depth to Water: 16.18
Water Column:
Gallons/Foot:
Gallons in Well:

Purge Method: low flow bladder
Screen Interval: 23 - 38
Pump intake depth: 30
Total Volume Purged:
Pump on: 1100 Off: 1150

FIELD PARAMETERS

Time	Minutes Elapsed	Rate (mL/m)	Gallons Purged	Turbidity (NTUs)	REDOX (mV)	pH (SI Units)	Conductivity (mmhos/cm)	Temp (°C)	Depth to Water	Diss. Oxygen	Comments
1105	5	220		591	-76	6.39	.596	9.28	16.23	6.20	
1110	10	220		458	-91	6.41	.646	9.67	16.28	4.09	
1115	15	220		398	-96	6.42	.649	9.87	16.23	3.31	
1120	20	220		11.3	-98	6.44	.643	10.05	16.23	2.59	Cleaned horiba
1125	25	220		10.9	-89	6.44	.644	10.23	16.21	.10	
1130	30	220		11.8	-93	6.45	.645	10.24	16.24	0	
1135	35	220		7.6	-99	6.47	.647	10.44	16.22	0	
1140	40	220		8.8	-101	6.47	.643	10.51	16.25	0	
1145	45	220		6.4	-103	6.48	.641	10.57	16.21	0	

OBSERVATIONS DURING SAMPLING

Well Condition: Good
Color: Clear - cloudy
Odor: moderate

Purge Water Disposal: Contained
Turbidity(qualitative): low - moderate
Other (OVA, HNU,etc.): N/A

OB-11R - 022624 sampled at 1145

Cornerstone
Groundwater Sampling Form

Project Number:	209-4213111	Task:	003	Well ID:	OB-32
Date:	2/22/24	Sampled By:	JG		
Sampling Time:	1410	Recorded By:	JG		
Weather:	Cloudy 35	Replicate/Split:	none		

INSTRUMENT IDENTIFICATION

	PID	Water-Level Meter	Water Quality Meter(s)
Serial #:	[illegible]	Solinist	Horbia U-52 RG-9 AU K2B

PURGING INFORMATION

Casing Material:	PVC	Purge Method:	low flow Bladder
Casing Diameter:	2"	Screen Interval:	13-23
Total Depth:	23	Pump intake depth:	20
Depth to Water:	17.01		
Water Column:		Total Volume Purged:	
Gallons/Foot:		Pump on:	1335 Off: 1417
Gallons in Well:			

FIELD PARAMETERS

Time	Minutes Elapsed	Rate (mL/m)	Gallons Purged	Turbidity (NTUs)	REDOX (mV)	pH (SI Units)	Conductivity (mmhos/cm)	Temp (°C)	Depth to Water	Diss. Oxygen	Comments
1340	5	280		144	-67	6.48	.496	11.63	17.01	8.74	
1345	10	280		39.7	-83	6.49	.494	11.86	17.01	7.01	
1350	15	280		31.2	-86	6.53	.494	11.86	17.01	6.40	
1355	20	280		19.0	-90	6.54	.495	11.88	17.01	5.60	
1400	25	280		12.1	-92	6.53	.496	11.91	17.01	5.02	
1405	30	280		8.4	-93	6.53	.496	11.93	17.01	4.49	
1410	35	280		4.8	-94	6.54	.497	11.96	17.01	4.14	

OBSERVATIONS DURING SAMPLING

Well Condition:	Good	Purge Water Disposal:	contained
Color:	clear	Turbidity(qualitative):	low
Odor:	none	Other (OVA, HNU,etc.):	none

OB-32-022224 Sampled at 1410

Cornerstone
Groundwater Sampling Form

Project Number: 209-4213111 Task: 003 Well ID: OB-20B
Date: ~~2/21~~ 2/22/24 Sampled By: JG
Sampling Time: 1310 Recorded By: JG
Weather: Partly Sunny 35 Replicate/Split: none

INSTRUMENT IDENTIFICATION

	PID	Water-Level Meter	Water Quality Meter(s)
Serial #:	Mfr:	Solinist	Horbia U-52 RG9AUK2B

PURGING INFORMATION

Casing Material: PVC
Casing Diameter: 2"
Total Depth: ~~33~~ 36
Depth to Water: 14.18
Water Column:
Gallons/Foot:
Gallons in Well:

Purge Method: low flow bladder
Screen Interval: ~~23-33~~ 26-36
Pump intake depth: ~~28~~ 31
Total Volume Purged:
Pump on: 1230 Off: 1316

FIELD PARAMETERS

Time	Minutes Elapsed	Rate (mL/m)	Gallons Purged	Turbidity (NTUs)	REDOX (mV)	pH (SI Units)	Conductivity (mmhos/cm)	Temp (°C)	Depth to Water	Diss. Oxygen	Comments
1235	5	240		64.7	-34	6.30	.484	11.34	14.51	0.0	
1240	10	160		60.5	-46	6.32	.484	11.38	15.09	0.0	
1245	15	160		59.7	-48	6.33	.482	11.32	15.47	0.11	
1250	20	160		57.2	-50	6.33	.482	11.25	15.02	0.43	
1255	25	160		55.1	-53	6.34	.483	11.20	14.96	0.74	
1300	30	160		53.6	-55	6.34	.485	11.11	15.00	0.11	
1305	35	160		50.8	-56	6.33	.483	11.19	15.00	0.18	
1310	40	160		48.2	-57	6.34	.485	11.19	15.00	0.23	

OBSERVATIONS DURING SAMPLING

Well Condition: Good
Color: Clear
Odor: none

Purge Water Disposal: Contained
Turbidity(qualitative): low-medium
Other (OVA, HNU,etc.): n/a

OB-30B-022224 sampled at 1310

Cornerstone
Groundwater Sampling Form

Project Number: 209-4213111
Task: 003
Well ID: OB-31
Date: 2/22/24
Sampled By: JG
Sampling Time: 1150
Recorded By: JG
Weather: Sunny 35
Replicate/Split: MS/MSD

INSTRUMENT IDENTIFICATION

	PID	Water-Level Meter	Water Quality Meter(s)
Serial #:	[illegible]	Solinist	Horbia U-52 RG9AUK2B

PURGING INFORMATION

Casing Material: PVC
Casing Diameter: 2"
Total Depth: 33
Depth to Water: 14.47
Water Column:
Gallons/Foot:
Gallons in Well:

Purge Method: low flow bladder
Screen Interval: 20-30 bgs
Pump intake depth: 25
Total Volume Purged:
Pump on: 1115 Off: 1208

FIELD PARAMETERS

Time	Minutes Elapsed	Rate (mL/m)	Gallons Purged	Turbidity (NTUs)	REDOX (mV)	pH (SI Units)	Conductivity (mmhos/cm)	Temp (°C)	Depth to Water	Diss. Oxygen	Comments
1120	5	240		60.6	-80	6.57	.528	10.53	14.60	7.07	
1125	10	240		51.9	-89	6.55	.528	10.74	14.58	5.60	
1130	15	240		54.0	-89	6.56	.528	10.72	14.57	5.19	
1135	20	240		49.3	-92	6.59	.527	10.80	14.57	4.15	
1140	25	240		51.2	-93	6.58	.527	10.81	14.57	3.56	
1145	30	240		47.8	-95	6.57	.527	10.84	14.57	3.05	
1150	35	240		45.6	-97	6.55	.528	10.85	14.57	2.72	

OBSERVATIONS DURING SAMPLING

Well Condition: Good
Color: Clear
Odor: none

Purge Water Disposal: Contained
Turbidity(qualitative): low
Other (OVA, HNU,etc.): n/a

OB-31-022224(MS/MSD) @ 1150

Cornerstone
Groundwater Sampling Form

Project Number: 209-4213111 Task: 003 Well ID: OB-19
Date: 2/22/24 Sampled By: JG
Sampling Time: 1035 Recorded By: JG
Weather: Partly Sunny 35 Replicate/Split: DUP-02

INSTRUMENT IDENTIFICATION

	PID	Water-Level Meter	Water Quality Meter(s)
Serial #:	[illegible]	Solinist	Horbia U-52 RG9AUK2B

PURGING INFORMATION

Casing Material: PVC
Casing Diameter: 2"
Total Depth: 21
Depth to Water: 11.76
Water Column:
Gallons/Foot:
Gallons in Well:

Purge Method: low flow bladder
Screen Interval: 11-21
Pump intake depth: 16
Total Volume Purged:
Pump on: 1000 Off: 1047

FIELD PARAMETERS

Time	Minutes Elapsed	Rate (mL/m)	Gallons Purged	Turbidity (NTUs)	REDOX (mV)	pH (SI Units)	Conductivity (mmhos/cm)	Temp (°C)	Depth to Water	Diss. Oxygen	Comments
1005	5	220		25.7	-129	6.98	.349	9.17	12.85	9.50	
1010	10	220		10.9	-80	6.59	.371	9.36	12.85	7.82	
1015	15	220		5.3	-77	6.55	.374	9.43	12.85	6.41	
1020	20	220		1.3	-74	6.49	.379	9.48	12.85	5.95	
1025	25	220		0	-74	6.48	.379	9.49	12.85	5.30	
1030	30	220		0	-74	6.47	.377	9.47	12.85	4.77	
1035	35	220		0	-75	6.46	.375	9.46	12.85	4.36	

OBSERVATIONS DURING SAMPLING

Well Condition: Good
Color: clear
Odor: none

Purge Water Disposal: contained
Turbidity(qualitative): low
Other (OVA, HNU,etc.): n/a

DUP-02-022224 1200

OB-19-022224 Sampled at 1035

Cornerstone
Groundwater Sampling Form

Project Number: 309-4213111 Task: 003 Well ID: RW-5
Date: 2/22/24 Sampled By: JG
Sampling Time: 925 Recorded By: JG
Weather: Cloudy 30 Replicate/Split: None

INSTRUMENT IDENTIFICATION

	PID	Water-Level Meter	Water Quality Meter(s)
Serial #:	[illegible]	Solinist	Horbia U-52 R69AUK2B

PURGING INFORMATION

Casing Material: PVC
Casing Diameter: 2"
Total Depth: 119
Depth to Water: 11.98
Water Column:
Gallons/Foot:
Gallons in Well:

Purge Method: low Flow bladder
Screen Interval: 99-119
Pump intake depth: 109
Total Volume Purged:
Pump on: 850 Off: 935

FIELD PARAMETERS

Time	Minutes Elapsed	Rate (mL/m)	Gallons Purged	Turbidity (NTUs)	REDOX (mV)	pH (SI Units)	Conductivity (mmhos/cm)	Temp (°C)	Depth to Water	Diss. Oxygen	Comments
855	5	150		53.6	56	10.92	.487	11.88	12.15	1.49	
900	10	150		54.1	-1	11.17	.529	10.12	12.68	.55	
905	15	150		52.9	-20	11.21	.552	8.84	12.89	.41	
910	20	150		55.3	-28	11.24	.553	8.84	12.97	.24	
915	25	150		53.1	-40	11.24	.555	8.84	12.97	.15	
920	30	150		54.5	-48	11.23	.552	8.80	12.99	0	
925	35	150		52.7	-52	11.22	.548	8.81	13.01	0	

OBSERVATIONS DURING SAMPLING

Well Condition: Good
Color: Clear
Odor: none

Purge Water Disposal: Contained
Turbidity(qualitative): low
Other (OVA, HNU,etc.): n/a

Bromide +002

RW-5-022224 sampled at 925

little-no recharge

Cornerstone
Groundwater Sampling Form

Project Number: 209-421311-003 Task: 003 Well ID: OB-14A
Date: 2/21/24 Sampled By: JG
Sampling Time: 1120 Recorded By: JG
Weather: Cloudy 30 Replicate/Split: none

INSTRUMENT IDENTIFICATION

	PID	Water-Level Meter	Water Quality Meter(s)
Serial #:	RAE U	Solinist	Horbia U-52 RG9AUK2B

PURGING INFORMATION

Casing Material: PVC
Casing Diameter: 4
Total Depth: 22
Depth to Water: 10.30
Water Column:
Gallons/Foot:
Gallons in Well:

Purge Method: low Flow bladder
Screen Interval: 12-22
Pump intake depth: 18
Total Volume Purged:
Pump on: 1050 Off: 1125

FIELD PARAMETERS

Time	Minutes Elapsed	Rate (mL/m)	Gallons Purged	Turbidity (NTUs)	REDOX (mV)	pH (SI Units)	Conductivity (mmhos/cm)	Temp (°C)	Depth to Water	Diss. Oxygen	Comments
1055	5	220		11.2	-73	6.35	.597	10.37	14.78	.12	
1100	10	200		6.3	-76	6.35	.600	10.35	14.89	.02	
1105	15	200		4.1	-78	6.34	.609	10.16	15.06	0.0	
1110	20	200		3.0	-79	6.33	.616	10.09	15.27	0	
1115	25	200		3.9	-79	6.34	.618	10.04	15.52	0	
1120	30	200		2.5	-80	6.33	.621	10.00	15.74	0	

OBSERVATIONS DURING SAMPLING

Well Condition: Good
Color: Clear
Odor: none

Purge Water Disposal: contained
Turbidity(qualitative): Good
Other (OVA, HNU,etc.): n/a

OB-14A -022124 Sampled @ 1120

Cornerstone
Groundwater Sampling Form

Project Number: 209-4213111-003 Task: GWS Well ID: RW-16
Date: 02/21/24 Sampled By: ~~NS~~ JG
Sampling Time: 1020 Recorded By: ~~NS~~ JG
Weather: Cloudy 28 F Replicate/Split: none

INSTRUMENT IDENTIFICATION

	PID	Water-Level Meter	Water Quality Meter(s)
Serial #:	[illegible]	Solinist	Horbia U-52 RG9AUK2B

PURGING INFORMATION

Casing Material: PVC
Casing Diameter: 2"
Total Depth: 70
Depth to Water: 16.68
Water Column:
Gallons/Foot:
Gallons in Well:

Purge Method: low flow - bladder pump
Screen Interval: 60-70
Pump intake depth: 65
Total Volume Purged:
Pump on: ~~1020~~ 950 Off: 1025

FIELD PARAMETERS

Time	Minutes Elapsed	Rate (mL/m)	Gallons Purged	Turbidity (NTUs)	REDOX (mV)	pH (SI Units)	Conductivity (mmhos/cm)	Temp (°C)	Depth to Water	Diss. Oxygen	Comments
955 ~~1025~~	5	250		0	171	6.73	.529	10.72	10.28	.22	
1000	10	250		0	165	6.73	.528	10.75	10.28	.12	
1005	15	250		0	165	6.71	.528	10.80	10.28	.05	
1010	20	250		0	162	6.73	.528	10.79	10.28	.03	
1015	25	250		0	164	6.70	.528	10.78	10.28	.01	
1020	30	250		0	163	6.69	.531	10.74	10.28	0.0	

OBSERVATIONS DURING SAMPLING

Well Condition: Good
Color: Clear
Odor: none

Purge Water Disposal: contained
Turbidity(qualitative): low
Other (OVA, HNU,etc.): n/a

RW-16-022124 Sampled @ 1020

Cornerstone
Groundwater Sampling Form

Project Number: 209-4213111 Task: 003 Well ID: RW-6
Date: 2/21/24 Sampled By: JG
Sampling Time: 1405 Recorded By: JG
Weather: cloudy 35 Replicate/Split: none

INSTRUMENT IDENTIFICATION

	PID	Water-Level Meter	Water Quality Meter(s)
Serial #:	Mini	Solinist	Horbia U-52 RG9AUK2B

PURGING INFORMATION

Casing Material: PVC Purge Method: low flow bladder
Casing Diameter: 2" Screen Interval: 102 122
Total Depth: 122 Pump intake depth: 112
Depth to Water: 12.54
Water Column: Total Volume Purged:
Gallons/Foot: Pump on: 1335 Off: 1416
Gallons in Well:

FIELD PARAMETERS

Time	Minutes Elapsed	Rate (mL/m)	Gallons Purged	Turbidity (NTUs)	REDOX (mV)	pH (SI Units)	Conductivity (mmhos/cm)	Temp (°C)	Depth to Water	Diss. Oxygen	Comments
1335	0	150		2.5	-49	6.51	.603	9.51	12.59	8.98	
1340	5	150		3.1	-48	6.40	.647	9.68	12.59	6.92	
1345	10	150		11.5	-50	6.39	.645	9.72	12.59	5.94	
1350	15	150		18.0	-53	641	.644	9.73	12.59	5.38	
1355	20	150		16.3	-54	6.38	6.41	9.73	12.59	4.25	
1400	25	150		17.1	-54	6.37	.636	9.70	12.59	3.80	
1405	30	150		22.0	-53	6.36	.632	9.66	12.59	3.33	

OBSERVATIONS DURING SAMPLING

Well Condition: Good Purge Water Disposal: contained
Color: clear Turbidity(qualitative): Good
Odor: none Other (OVA, HNU,etc.): none

RW-6 -022124 sampled at 1405

Cornerstone
Groundwater Sampling Form

Project Number: 209-4213111 Task: 003 Well ID: RW-6A
Date: 2/21/24 Sampled By: JG
Sampling Time: 1255 Recorded By: JG
Weather: Cloudy 35 Replicate/Split: none

INSTRUMENT IDENTIFICATION

	PID	Water-Level Meter	Water Quality Meter(s)
Serial #:	[illegible]	Solinist	Horbia U-52 RG9AUK2B

PURGING INFORMATION

Casing Material: PVC
Casing Diameter: 2"
Total Depth: 80.5
Depth to Water: 13.19
Water Column:
Gallons/Foot:
Gallons in Well:

Purge Method: low-flow bladder
Screen Interval:
Pump intake depth: 60.5-80.5
Total Volume Purged:
Pump on: 1220 Off: 1302

FIELD PARAMETERS

Time	Minutes Elapsed	Rate (mL/m)	Gallons Purged	Turbidity (NTUs)	REDOX (mV)	pH (SI Units)	Conductivity (mmhos/cm)	Temp (°C)	Depth to Water	Diss. Oxygen	Comments
1225	5	180		6.9	-38	6.61	.639	8.75	13.74	1.97	
1230	10	180		2.6	-33	6.56	.669	9.16	13.84	.85	
1235	15	180		0.7	-33	6.54	.674	9.31	13.88	.53	
1240	20	180		0	-34	6.51	.676	9.42	13.90	.36	
1245	25	180		0	-35	6.51	.676	9.56	13.90	.50	
1250	30	180		0	-35	6.49	.674	9.52	13.90	.56	
1255	35	180		0	-36	6.48	.673	9.59	13.90	.63	

OBSERVATIONS DURING SAMPLING

Well Condition: Good
Color: Clear
Odor: none

Purge Water Disposal: Contained
Turbidity(qualitative): good
Other (OVA, HNU,etc.): n/a

RW-6A-022124 sampled at 1255

Cornerstone
Groundwater Sampling Form

Project Number: 209-U213111 Task: 003 Well ID: OB-16
Date: 02/21/24 Sampled By: NS
Sampling Time: 11:00 Recorded By: NS
Weather: cloudy, 30°F Replicate/Split: none

INSTRUMENT IDENTIFICATION

	PID	Water-Level Meter	Water Quality Meter(s)
Serial #:	[illegible]	Solinist	Horbia U-52 REWRMBL4

PURGING INFORMATION

Casing Material: PVC
Casing Diameter: 4"
Total Depth: 25.63'
Depth to Water: 13.25'
Water Column: 12.38'
Gallons/Foot:
Gallons in Well:

Purge Method: lowflow - bladder pump
Screen Interval: 16.5-25.5'
Pump intake depth: 22'
Total Volume Purged:
Pump on: 10:20 Off: 11:05

FIELD PARAMETERS

Time	Minutes Elapsed	Rate (mL/m)	Gallons Purged	Turbidity (NTUs)	REDOX (mV)	pH (SI Units)	Conductivity (mmhos/cm)	Temp (°C)	Depth to Water	Diss. Oxygen	Comments
10:25	5	200		0.4	-39	6.46	1.31	9.73	13.37	0.94	
10:30	10	200		1.6	-59	6.45	1.34	10.23	13.53	0.89	
10:35	15	200		0.0	-68	6.45	1.34	10.27	13.61	0.88	
10:40	20	200		0.0	-71	6.44	1.34	10.23	13.62	0.94	
10:45	25	200		0.0	-75	6.48	1.34	10.28	13.62	0.98	
10:50	30	200		0.0	-78	6.53	1.35	10.37	13.63	0.00	
10:55	35	200		0.0	-80	6.51	1.35	10.42	13.63	0.00	
11:00	40	200		0.0	-83	6.50	1.34	10.36	13.64	0.00	

OBSERVATIONS DURING SAMPLING

Well Condition: good
Color: clear
Odor: none

Purge Water Disposal: Contained
Turbidity(qualitative): good
Other (OVA, HNU,etc.): none

OB-16-022124 sampled at 11:00

Cornerstone
Groundwater Sampling Form

Project Number: 209-4213111 Task: 003 Well ID: OB-3
Date: 02/22/24 Sampled By: NS
Sampling Time: 10:10 Recorded By: NS
Weather: cloudy, 26°F Replicate/Split: none

INSTRUMENT IDENTIFICATION

	PID	Water-Level Meter	Water Quality Meter(s)
Serial #:	Min:	Solinist	Horbia U-52 REWRMBL4

PURGING INFORMATION

Casing Material: Steel
Casing Diameter: 6"
Total Depth: 23.5'
Depth to Water: 4.58'
Water Column: 18.92'
Gallons/Foot:
Gallons in Well:

Purge Method: low flow - bladder pump
Screen Interval: 9-24'
Pump intake depth: 22'
Total Volume Purged:
Pump on: 9:00 Off: 10:15

FIELD PARAMETERS

Time	Minutes Elapsed	Rate (mL/m)	Gallons Purged	Turbidity (NTUs)	REDOX (mV)	pH (SI Units)	Conductivity (mmhos/cm)	Temp (°C)	Depth to Water	Diss. Oxygen	Comments
9:05	5	200		687	153	6.71	0.169	8.65	4.60	4.28	
9:10	10	200		435	157	6.40	0.160	8.67	4.62	2.80	
9:15	15	200		270	155	6.32	0.157	8.40	4.62	2.52	
9:20	20	200		288	155	6.30	0.156	8.28	4.62	7.78	
9:25	25	200		157	153	6.29	0.155	8.29	4.62	7.80	
9:30	30	200		106	150	6.30	0.155	8.24	4.62	7.23	
9:35	35	200		69.7	156	6.32	0.155	8.20	4.62	6.85	
9:40	40	200		57.4	153	6.27	0.155	8.22	4.62	6.30	
9:45	45	200		61.7	147	6.25	0.155	8.20	4.62	4.11	
9:50	50	200		65.0	140	6.22	0.155	8.17	4.62	2.40	
9:55	55	200		49.7	139	6.31	0.154	8.20	4.62	2.18	
10:00	60	200		31.4	140	6.24	0.156	8.26	4.62	2.14	
10:05	65	200		27.1	130	6.33	0.155	8.23	4.62	2.17	
10:10	70	200		24.3	141	6.35	0.155	8.24	4.62	2.19	

OBSERVATIONS DURING SAMPLING

Well Condition: good
Color: clear
Odor: none

Purge Water Disposal: contained
Turbidity(qualitative): good
Other (OVA, HNU,etc.): none

OB-3-022224 sampled at 10:10

Cornerstone
Groundwater Sampling Form

Project Number: 209-4213111 Task: 003 Well ID: OB-17
Date: 02/21/24 Sampled By: NS
Sampling Time: 12:20 Recorded By: NS
Weather: Cloudy, 32°F Replicate/Split: none

INSTRUMENT IDENTIFICATION

	PID	Water-Level Meter	Water Quality Meter(s)
Serial #:	[illegible]	Solinist	Horbia U-52 REWRMBL4

PURGING INFORMATION

Casing Material: PVC
Casing Diameter: 4"
Total Depth: 17.0'
Depth to Water: 5.13'
Water Column: 11.87'
Gallons/Foot:
Gallons in Well:

Purge Method: low flow-bladder pump
Screen Interval: 3-13'
Pump intake depth: 12'
Total Volume Purged:
Pump on: 11:40 Off: 12:25

FIELD PARAMETERS

Time	Minutes Elapsed	Rate (mL/m)	Gallons Purged	Turbidity (NTUs)	REDOX (mV)	pH (SI Units)	Conductivity (mmhos/cm)	Temp (°C)	Depth to Water	Diss. Oxygen	Comments
11:45	5	200		1000	27	6.63	0.718	7.04	5.37	0.31	
11:50	10	200		590	23	6.67	0.717	7.27	5.69	0.00	
11:55	15	200		52.8	25	6.68	0.717	7.22	6.35	0.00	
12:00	20	200		43.4	23	6.66	0.716	7.11	6.63	0.00	
12:05	25	200		37.7	23	6.67	0.717	7.12	6.74	0.00	
12:10	30	200		30.0	22	6.66	0.716	7.12	6.88	0.00	
12:15	35	200		27.6	24	6.67	0.716	7.08	6.93	0.00	
12:20	40	200		24.0	25	6.66	0.716	7.04	7.02	0.00	

OBSERVATIONS DURING SAMPLING

Well Condition: good
Color: clear
Odor: none

Purge Water Disposal: contained
Turbidity(qualitative): good
Other (OVA, HNU,etc.): none

OB-17-022124 sampled at 12:20

Cornerstone
Groundwater Sampling Form

Project Number: 209-4233147 Task: 005 Well ID: PMP-AS-230
Date: 02/26/24 Sampled By: NS
Sampling Time: 12:20 Recorded By: NS
Weather: Sunny, 46°F Replicate/Split: none

INSTRUMENT IDENTIFICATION

	PID	Water-Level Meter	Water Quality Meter(s)
Serial #:	Mir:	Solinist	Horbia U-52

PURGING INFORMATION

Casing Material: Steel
Casing Diameter: 2"
Total Depth: 235'
Depth to Water: 7.61'
Water Column: 227.39'
Gallons/Foot:
Gallons in Well:

Purge Method: low flow- grundfos
Screen Interval: 225-235
Pump intake depth: 230
Total Volume Purged:
Pump on: 11:45 Off: 12:25

FIELD PARAMETERS

Time	Minutes Elapsed	Rate (mL/m)	Gallons Purged	Turbidity (NTUs)	REDOX (mV)	pH (SI Units)	Conductivity (mmhos/cm)	Temp (°C)	Depth to Water	Diss. Oxygen	Comments
11:50	5	400		8.4	-25	5.86	0.710	6.68	7.61	2.00	
11:55	10	400		26.4	-97	5.83	1.11	6.83	7.61	0.00	
12:00	15	400		22.7	-107	5.78	1.12	7.34	7.62	0.00	
12:05	20	400		21.3	-106	5.79	1.12	7.51	7.62	0.00	
12:10	25	400		18.1	-106	5.78	1.12	7.57	7.62	0.00	
12:15	30	400		16.9	-107	5.78	1.12	7.61	7.62	0.00	
12:20	35	400		12.6	-108	5.78	1.11	7.68	7.62	0.00	

OBSERVATIONS DURING SAMPLING

Well Condition: good
Color: clear
Odor: none

Purge Water Disposal: contained
Turbidity(qualitative):
Other (OVA, HNU,etc.):

PMP-AS-230-022624 sampled at 12:20

Bromide only

Cornerstone
Groundwater Sampling Form

Project Number: 209-4233147 Task: 005 Well ID: PMP-AS-180
Date: 02/26/24 Sampled By: NS
Sampling Time: 10:20 Recorded By: NS
Weather: rain/cloudy, 33°F Replicate/Split: none

INSTRUMENT IDENTIFICATION

	PID	Water-Level Meter	Water Quality Meter(s)
Serial #:	Mfr: –	Solinist	Horbia U-52

PURGING INFORMATION

Casing Material: Steel
Casing Diameter: 2"
Total Depth: 235'
Depth to Water: 7.61'
Water Column: 227.39'
Gallons/Foot:
Gallons in Well:

Purge Method: low flow - grundfos
Screen Interval: 175-185
Pump intake depth: 180
Total Volume Purged:
Pump on: 9:50 Off: 10:25

FIELD PARAMETERS

Time	Minutes Elapsed	Rate (mL/m)	Gallons Purged	Turbidity (NTUs)	REDOX (mV)	pH (SI Units)	Conductivity (mmhos/cm)	Temp (°C)	Depth to Water	Diss. Oxygen	Comments
9:55	5	350		0.8	-345	5.87	0.527	6.56	7.62	0.75	
10:00	10	400		0.0	-310	5.87	0.626	6.82	7.62	0.00	
10:05	15	400		2.5	-307	5.84	0.633	6.55	7.62	0.00	
10:10	20	400		2.3	-291	5.82	0.726	6.44	7.62	0.00	
10:15	25	400		6.1	-124	5.80	0.741	6.43	7.62	0.00	
10:20	30	400		8.9	-58	5.79	0.763	6.41	7.62	0.00	

OBSERVATIONS DURING SAMPLING

Well Condition: good
Color: clear
Odor: none

Purge Water Disposal: contained
Turbidity(qualitative):
Other (OVA, HNU,etc.):

PMP-AS-180 sampled at 10:20
-022624

Bromide only

Cornerstone
Groundwater Sampling Form

Project Number: 209-4213111 Task: 003 Well ID: OB-24
Date: 02/21/24 Sampled By: NS
Sampling Time: 09:30 Recorded By: NS
Weather: cloudy, 20°F Replicate/Split: none

INSTRUMENT IDENTIFICATION

	PID	Water-Level Meter	Water Quality Meter(s)
Serial #:	[illegible]	Solinist	Horbia U-52

PURGING INFORMATION

Casing Material: PVC
Casing Diameter: 2"
Total Depth: 25.40'
Depth to Water: 14.55'
Water Column: 10.85'
Gallons/Foot:
Gallons in Well:

Purge Method: low flow - bladder pump
Screen Interval: 15-25'
Pump intake depth: 23'
Total Volume Purged:
Pump on: 08:50 Off: 09:30

FIELD PARAMETERS

Time	Minutes Elapsed	Rate (mL/m)	Gallons Purged	Turbidity (NTUs)	REDOX (mV)	pH (SI Units)	Conductivity (mmhos/cm)	Temp (°C)	Depth to Water	Diss. Oxygen	Comments
09:00	10	200		125	74	7.00	0.758	10.52	14.60	0.00	
09:05	15	200		101	66	7.00	0.754	10.53	14.67	0.00	
09:10	20	200		45.8	60	7.01	0.755	10.49	14.68	0.00	
09:15	25	200		22.3	57	6.98	0.756	10.37	14.68	0.00	
09:20	30	200		14.2	54	7.02	0.756	10.41	14.69	0.00	
09:25	35	200		7.6	53	6.98	0.755	10.48	14.69	0.00	
09:30	40	200		5.2	50	6.98	0.757	10.35	14.71	0.00	

OBSERVATIONS DURING SAMPLING

Well Condition: good
Color: clear
Odor: none

Purge Water Disposal: contained
Turbidity(qualitative):
Other (OVA, HNU,etc.):

OB-24_022124 sampled at 09:30

Cornerstone
Groundwater Sampling Form

Project Number: 209-4213111 Task: 003 Well ID: OB-29
Date: 02/22/24 Sampled By: NS
Sampling Time: 14:05 Recorded By: NS
Weather: Sunny, 40°F Replicate/Split: none

INSTRUMENT IDENTIFICATION

	PID	Water-Level Meter	Water Quality Meter(s)
Serial #:	[illegible]	Solinist	Horbia U-52 REWRMBL4

PURGING INFORMATION

Casing Material: PVC
Casing Diameter: 2"
Total Depth: 34.66'
Depth to Water: 5.55'
Water Column: 29.11'
Gallons/Foot:
Gallons in Well:

Purge Method: low flow - bladder pump
Screen Interval: 18-35'
Pump Intake depth: 30'
Total Volume Purged:
Pump on: 12:50 Off: 14:10

FIELD PARAMETERS

Time	Minutes Elapsed	Rate (mL/m)	Gallons Purged	Turbidity (NTUs)	REDOX (mV)	pH (SI Units)	Conductivity (mmhos/cm)	Temp (°C)	Depth to Water	Diss. Oxygen	Comments
12:55	5	200		1000	151	6.39	0.116	9.73	5.56	4.45	
13:00	10	200		975	111	6.43	0.116	9.73	5.56	4.06	
13:05	15	200		930	82	6.48	0.115	9.73	5.56	3.94	
13:10	20	200		685	114	6.12	0.123	9.73	5.56	1.56	
13:15	25	200		451	121	6.14	0.125	9.66	5.56	1.39	
13:20	30	200		329	118	6.24	0.126	9.71	5.56	1.36	
13:25	35	200		255	114	6.37	0.126	9.75	5.56	1.34	
13:30	40	200		189	125	6.32	0.126	9.80	5.56	1.32	
13:35	45	200		129	120	6.31	0.126	9.79	5.56	1.28	
13:40	50	200		114	122	6.28	0.125	9.81	5.56	1.28	
13:45	55	200		72.5	124	6.26	0.125	9.84	5.56	1.28	
13:50	60	200		61.7	125	6.26	0.125	9.83	5.56	2.67	
13:55	65	200		54.2	127	6.26	0.126	9.82	5.56	3.31	
14:00	70	200		42.3	126	6.24	0.126	9.87	5.56	2.67	
14:05	75	200		37.0	126	6.23	0.126	9.93	5.56	1.27	

OBSERVATIONS DURING SAMPLING

Well Condition: good
Color: clear
Odor: none

Purge Water Disposal: contained
Turbidity(qualitative):
Other (OVA, HNU,etc.):

OB-29-022224 sampled at 14:05

Cornerstone
Groundwater Sampling Form

Project Number: 209-4213111 Task: 003 Well ID: OB-10
Date: 02/22/24 Sampled By: NS
Sampling Time: 12:15 Recorded By: NS
Weather: cloudy, 38°F Replicate/Split: none

INSTRUMENT IDENTIFICATION

	PID	Water-Level Meter	Water Quality Meter(s)
Serial #:	[illegible]	Solinist	Horbia U-52

PURGING INFORMATION

Casing Material: PVC
Casing Diameter: 4"
Total Depth: 21.1'
Depth to Water: 6.68'
Water Column: 14.42'
Gallons/Foot:
Gallons in Well:

Purge Method: low flow - bladder pump
Screen Interval: 11-21'
Pump intake depth: 19'
Total Volume Purged:
Pump on: 11:35 Off: 12:20

FIELD PARAMETERS

Time	Minutes Elapsed	Rate (mL/m)	Gallons Purged	Turbidity (NTUs)	REDOX (mV)	pH (SI Units)	Conductivity (mmhos/cm)	Temp (°C)	Depth to Water	Diss. Oxygen	Comments
11:40	5	200		27.7	164	6.15	0.132	9.77	6.69	2.21	
11:45	10	200		26.6	151	6.27	0.127	9.95	6.69	1.94	
11:50	15	200		16.3	158	6.23	0.124	10.14	6.69	1.81	
11:55	20	200		7.4	157	6.23	0.125	10.21	6.69	1.72	
12:00	25	200		3.9	149	6.37	0.127	10.19	6.69	1.71	
12:05	30	200		4.3	150	6.31	0.127	10.23	6.69	1.68	
12:10	35	200		5.2	150	6.27	0.127	10.27	6.69	1.64	
12:15	40	200		1.2	149	6.26	0.127	10.29	6.69	1.62	

OBSERVATIONS DURING SAMPLING

Well Condition: good
Color: clear
Odor: none

Purge Water Disposal: contained
Turbidity(qualitative): good
Other (OVA, HNU,etc.): none

OB-10- 022224 sampled at 12:15

Cornerstone
Groundwater Sampling Form

Project Number: 209-43131111 Task: 003 Well ID: RW-10S (120-130)
Date: 02/21/24 Sampled By: DW
Sampling Time: 1030 Recorded By: DW
Weather: Overcast, cold, 30°C Replicate/Split: NONE

INSTRUMENT IDENTIFICATION

	PID	Water-Level Meter	Water Quality Meter(s)
Serial #:	[illegible]	Solinist	Horbia U-52 ZPFD400

PSI @ 90 lbs rate @ 10s/1min

PURGING INFORMATION

Casing Material: PVC
Casing Diameter: 1"
Total Depth: 130
Depth to Water: 38.81
Water Column: –
Gallons/Foot: –
Gallons in Well: –

Purge Method: ZIST
Screen Interval: 120-130
Pump intake depth: 120
Total Volume Purged: ** 800 ml purged (ZIST well dry)
Pump on: 1000 Off: 1040

FIELD PARAMETERS

Time	Minutes Elapsed	Rate (mL/m)	Gallons Purged	Turbidity (NTUs)	REDOX (mV)	pH (SI Units)	Conductivity (mmhos/cm)	Temp (°C)	Depth to Water	Diss. Oxygen	Comments
1013	~13	~75	–	0.0	-87	9.14	0.464	7.60	38.81	2.76	–

OBSERVATIONS DURING SAMPLING

Well Condition: GOOD
Color: CLEAR
Odor: NONE

Purge Water Disposal: Contained
Turbidity(qualitative): LOW
Other (OVA, HNU,etc.): NA

(RW-10S-(120-130)-022124 sampled at 1030)

** Purged only 800 ml on 02/21/24 - ZIST well dry will let recharge and sample.

Cornerstone
Groundwater Sampling Form

Project Number: 209- 4213111 Task: 003 Well ID: RW-10D/185-195
Date: 02/21/24 Sampled By: DW
Sampling Time: 1055 Recorded By: DW
Weather: Overcast, cold Replicate/Split: NONE
30°F

INSTRUMENT IDENTIFICATION

	PID	Water-Level Meter	Water Quality Meter(s)
Serial #:	[illegible]	Solinist	Horbia U-52 2PPFDU00

PURGING INFORMATION

Casing Material: PVC
Casing Diameter: 1"
Total Depth: 195
Depth to Water: 38.34
Water Column: -
Gallons/Foot: -
Gallons in Well: -

Purge Method: 2IST
Screen Interval: 185-195
Pump intake depth: 185
Total Volume Purged: 1600 ml
Pump on: 1035 Off: 1105

PSI @ 100 lbs
rate @ 10s/1min

FIELD PARAMETERS

Time	Minutes Elapsed	Rate (mL/m)	Gallons Purged	Turbidity (NTUs)	REDOX (mV)	pH (SI Units)	Conductivity (mmhos/cm)	Temp (°C)	Depth to Water	Diss. Oxygen	Comments
1050	+15	+100	-	6.7	-89	9.53	0.330	8.48	38.34	3.36	-

OBSERVATIONS DURING SAMPLING

Well Condition: Good
Color: CLEAR
Odor: NONE

Purge Water Disposal: Contained
Turbidity(qualitative): NONE
Other (OVA, HNU,etc.): NA

RW-10D-(185-195)-022124
Sampled at 1055

Cornerstone
Groundwater Sampling Form

Project Number: 209-4213111 Task: 003 Well ID: RW-8A (47-57)
Date: Sampled By: DW
Sampling Time: NA Recorded By: DW
Weather: Overcast, cold 30°F Replicate/Split: NONE

INSTRUMENT IDENTIFICATION

	PID	Water-Level Meter	Water Quality Meter(s)
Serial #:	[illegible]	Solinist	Horbia U-52 2PPFD400

PURGING INFORMATION

Casing Material: PVC
Casing Diameter: 1"
Total Depth: 57
Depth to Water: DRY
Water Column: -
Gallons/Foot: -
Gallons in Well: -

Purge Method: 2IST
Screen Interval: 47-57
Pump intake depth: 47
Total Volume Purged: NA
Pump on: - Off: -

FIELD PARAMETERS

Time	Minutes Elapsed	Rate (mL/m)	Gallons Purged	Turbidity (NTUs)	REDOX (mV)	pH (SI Units)	Conductivity (mmhos/cm)	Temp (°C)	Depth to Water	Diss. Oxygen	Comments
-	-	-	-	-	-	-	-	-	DRY	-	-

OBSERVATIONS DURING SAMPLING

Well Condition: GOOD
Color: NA
Odor: NA

Purge Water Disposal: NA
Turbidity(qualitative): NA
Other (OVA, HNU,etc.): NA

RW-8A-(47-57)-022124
No Sample taken
2IST well dry

Cornerstone
Groundwater Sampling Form

RW-8D-(204-214)

Project Number:	209-4213111	Task:	003	Well ID:	
Date:	02/21/24	Sampled By:	DW		
Sampling Time:	1140	Recorded By:	DW		
Weather:	Overcast, cold, 30°F	Replicate/Split:	NONE		

INSTRUMENT IDENTIFICATION

	PID	Water-Level Meter	Water Quality Meter(s)	
Serial #:	[illegible]	Solinist	Horbia U-52	2PPFD400

PURGING INFORMATION

Casing Material:	PVC	Purge Method:	2IST		PSI @
Casing Diameter:	1"	Screen Interval:	204-214		110 lbs
Total Depth:	214	Pump intake depth:	204		Rate @
Depth to Water:	59.45				
Water Column:	-	Total Volume Purged:			10s/1min
Gallons/Foot:	-	Pump on:	1115	Off: 1145	
Gallons in Well:	-				

FIELD PARAMETERS

Time	Minutes Elapsed	Rate (mL/m)	Gallons Purged	Turbidity (NTUs)	REDOX (mV)	pH (SI Units)	Conductivity (mmhos/cm)	Temp (°C)	Depth to Water	Diss. Oxygen	Comments
1135	20	~80	-	1.2	-116	8.61	0.695	10.06	59.45	3.46	-

OBSERVATIONS DURING SAMPLING

Well Condition:	Good	Purge Water Disposal:	Contained
Color:	Clear	Turbidity(qualitative):	Low
Odor:	None	Other (OVA, HNU,etc.):	NA

RW-8D-(204-214)-022124
Sampled at 1140

Cornerstone
Groundwater Sampling Form

Well ID: RW-8S-(163-173)

Project Number:	209-4213111	Task:	003
Date:	02/21/24	Sampled By:	DW
Sampling Time:	1215	Recorded By:	DW
Weather:	Overcast, cold, 30°F	Replicate/Split:	NONE

INSTRUMENT IDENTIFICATION

	PID	Water-Level Meter	Water Quality Meter(s)
Serial #:	[illegible]	Solinist	Horbia U-52 2PPFD400

PURGING INFORMATION

Casing Material:	PVC	Purge Method:	ZIST
Casing Diameter:	1"	Screen Interval:	163-173
Total Depth:	173	Pump intake depth:	163
Depth to Water:	52.80		
Water Column:	-	Total Volume Purged:	1600 ml
Gallons/Foot:	-	Pump on:	1150 Off: 1220
Gallons in Well:	-		

PSI @ 100 lbs
rate @ 10s/1min

FIELD PARAMETERS

Time	Minutes Elapsed	Rate (mL/m)	Gallons Purged	Turbidity (NTUs)	REDOX (mV)	pH (SI Units)	Conductivity (mmhos/cm)	Temp (°C)	Depth to Water	Diss. Oxygen	Comments
1210	20	+80	—	0.0	-84	8.25	0.425	9.95	52.80	7.85	—

OBSERVATIONS DURING SAMPLING

Well Condition:	GOOD	Purge Water Disposal:	Contained
Color:	CLEAR	Turbidity(qualitative):	LOW
Odor:	NONE	Other (OVA, HNU,etc.):	NA

RW-8S-(163-173)-022124
Sampled at 1215

Cornerstone
Groundwater Sampling Form

RW-95-(139-149)
Shallow

Project Number:	209-4213111	Task:	003	Well ID:	
Date:	02/21/24	Sampled By:	DW		
Sampling Time:	1250	Recorded By:	DW		
Weather:	Overcast, cold 38°F	Replicate/Split:	NONE		

INSTRUMENT IDENTIFICATION

	PID	Water-Level Meter	Water Quality Meter(s)
Serial #:	Min	Solinist	Horbia U-52 2PPFQ400

PSI @ 100 lbs
Rate @ 10s / 1m.

PURGING INFORMATION

Casing Material:	PVC	Purge Method:	21ST
Casing Diameter:	1"	Screen Interval:	139-149
Total Depth:	149	Pump intake depth:	139
Depth to Water:	64.10		
Water Column:	–	Total Volume Purged:	** 600 ml
Gallons/Foot:	–	Pump on:	1225 Off: 1255
Gallons in Well:	–		

FIELD PARAMETERS

Time	Minutes Elapsed	Rate (mL/m)	Gallons Purged	Turbidity (NTUs)	REDOX (mV)	pH (SI Units)	Conductivity (mmhos/cm)	Temp (°C)	Depth to Water	Diss. Oxygen	Comments
1235	10	~60	–	0.0	-108	7.97	1.14	8.80	64.10	5.12	–

OBSERVATIONS DURING SAMPLING

Well Condition:	GOOD	Purge Water Disposal:	Contained
Color:	CLEAR	Turbidity(qualitative):	LOW
Odor:	NONE	Other (OVA, HNU,etc.):	NA

* PSI increased to 140 lbs to sample interval

RW-95-(139-149)-022124
sampled at 1250

** Only 600 ml purged @ RW-95 (139-149), will let 21ST well recharge then sample

Cornerstone
Groundwater Sampling Form

Project Number: 208-4213111 Task: 003 Well ID: RW-9D-(206-216) DEEP
Date: 02/21/24 Sampled By: DW
Sampling Time: 1335 Recorded By: DW
Weather: Overcast, cold 38°F Replicate/Split: NONE

INSTRUMENT IDENTIFICATION

	PID	Water-Level Meter	Water Quality Meter(s)
Serial #:	[illegible]	Solinist	Horbia U-52 2PPFD400

Rate @ 20s/1min
PSI @ 110 lbs

PURGING INFORMATION

Casing Material: PVC
Casing Diameter: 1"
Total Depth: 216
Depth to Water: 43.90
Water Column: -
Gallons/Foot: -
Gallons in Well: -

Purge Method: 2IST
Screen Interval: 206-216
Pump intake depth: 206
Total Volume Purged: 1600 ml
Pump on: 1300 Off: 1340

FIELD PARAMETERS

Time	Minutes Elapsed	Rate (mL/m)	Gallons Purged	Turbidity (NTUs)	REDOX (mV)	pH (SI Units)	Conductivity (mmhos/cm)	Temp (°C)	Depth to Water	Diss. Oxygen	Comments
1330	~30	~60	-	0.0	-184	13.08	1.98	9.25	43.90	3.67	—

OBSERVATIONS DURING SAMPLING

Well Condition: Good
Color: CLEAR
Odor: NONE

Purge Water Disposal: Contained
Turbidity(qualitative): Low
Other (OVA, HNU,etc.): NA

RW-9D-(206-216)-022124
Sampled at 1335

Cornerstone
Groundwater Sampling Form

RW-2D-(452-462)
DEEP

Project Number:	209-4213111	Task:	003	Well ID:	
Date:	02/21/24	Sampled By:	DW		
Sampling Time:	1445	Recorded By:	DW		
Weather:	Overcast cold 39°F	Replicate/Split:	NONE		

INSTRUMENT IDENTIFICATION

	PID	Water-Level Meter	Water Quality Meter(s)	
Serial #:	Mini: –	Solinist	Horbia U-52	2PPFD400

Rate @ 20s/1min
PSI @ 120 lbs

PURGING INFORMATION

Casing Material:	PVC	Purge Method:	2IST
Casing Diameter:	1"	Screen Interval:	452-462
Total Depth:	462	Pump intake depth:	452
Depth to Water:	9.05		
Water Column:	–	Total Volume Purged:	1600 ml
Gallons/Foot:	–	Pump on: 1420	Off:
Gallons in Well:	–		

FIELD PARAMETERS

Time	Minutes Elapsed	Rate (mL/m)	Gallons Purged	Turbidity (NTUs)	REDOX (mV)	pH (SI Units)	Conductivity (mmhos/cm)	Temp (°C)	Depth to Water	Diss. Oxygen	Comments
1440	20	+90	–	0.0	-116	11.25	1.74	10.80	9.05	11.22	–

OBSERVATIONS DURING SAMPLING

Well Condition:	Good	Purge Water Disposal:	Contained
Color:	CLEAR	Turbidity(qualitative):	LOW
Odor:	NONE	Other (OVA, HNU,etc.):	NA

RW-2D-(452-462)-022124
Sampled at 1445

Cornerstone
Groundwater Sampling Form

RW-2S-(279-289)

Project Number: 209-421 3111 Task: 003 Well ID:
Date: Sampled By: DW
Sampling Time: 1515 Recorded By: DW
Weather: Replicate/Split: NONE

INSTRUMENT IDENTIFICATION

	PID	Water-Level Meter	Water Quality Meter(s)
Serial #:	[illegible]	Solinist	Horbia U-52 2PPFD400

PSI @ 100 lbs

PURGING INFORMATION

Casing Material: PVC Purge Method: ZIST
Casing Diameter: 1" Screen Interval: 279-289
Total Depth: 289 Pump intake depth: 279
Depth to Water: 9.77
Water Column: – Total Volume Purged: 1600 ml
Gallons/Foot: – Pump on: 1450 Off:
Gallons in Well: –

Rate @ 20s/1min

FIELD PARAMETERS

Time	Minutes Elapsed	Rate (mL/m)	Gallons Purged	Turbidity (NTUs)	REDOX (mV)	pH (Si Units)	Conductivity (mmhos/cm)	Temp (°C)	Depth to Water	Diss. Oxygen	Comments
1510	20	~60	–	00	-133	9.33	0.927	10.99	9.77	9.80	–

OBSERVATIONS DURING SAMPLING

Well Condition: Good Purge Water Disposal: Contained
Color: CLEAR Turbidity(qualitative): Low
Odor: NONE Other (OVA, HNU,etc.): NA

RW-2S-(279-289)-022124
Sampled at 1515

Cornerstone
Groundwater Sampling Form

RW-12S (55-65)
Shallow

Project Number:	209-42/3/11	Task:	003	Well ID:	
Date:	02/22/24	Sampled By:	DW		
Sampling Time:	1000	Recorded By:	DW		
Weather:	Overcast, cold 34°F	Replicate/Split:	NONE		

INSTRUMENT IDENTIFICATION

	PID	Water-Level Meter	Water Quality Meter(s)
Serial #:	[illegible]	Solinist	Horbia U-52 2PPFD400

Rate @ 20S/1min
PSI @ 60lbs

PURGING INFORMATION

Casing Material:	PVC	Purge Method:	2IST
Casing Diameter:	1"	Screen Interval:	55-65
Total Depth:	65	Pump intake depth:	55
*Depth to Water:	0.00		
Water Column:	–	Total Volume Purged:	1600 ml
Gallons/Foot:	–	Pump on:	0935 Off: 1005
Gallons in Well:	–		

FIELD PARAMETERS

Time	Minutes Elapsed	Rate (mL/m)	Gallons Purged	Turbidity (NTUs)	REDOX (mV)	pH (SI Units)	Conductivity (mmhos/cm)	Temp (°C)	Depth to Water	Diss. Oxygen	Comments
0955	20	+80	–	0.0	-161	9.19	0.591	10.30	0.00	4.33	–

OBSERVATIONS DURING SAMPLING

Well Condition:	GOOD	Purge Water Disposal:	Contained
Color:	CLEAR	Turbidity(qualitative):	LOW
Odor:	Slight	Other (OVA, HNU,etc.):	NA

* Water at top of inner casing PVC pipe

RW-12S-(55-65)-022224
Sampled at 1000

Cornerstone
Groundwater Sampling Form

RW-12D-(130-140)

Project Number:	209-4213111	Task:	003	Well ID:	DEEP
Date:	02/22/24	Sampled By:	DW		
Sampling Time:	1030	Recorded By:	DW		
Weather:	Overcast cloudy cold ; 35°F	Replicate/Split:	NONE		

INSTRUMENT IDENTIFICATION

	PID	Water-Level Meter	Water Quality Meter(s)
Serial #:	[illegible]	Solinist	Horbia U-52 2PPFD4000

PURGING INFORMATION

Casing Material:	PVC	Purge Method:	2IST
Casing Diameter:	1"	Screen Interval:	130-140
Total Depth:	140	Pump Intake depth:	130
* Depth to Water:	0.00		
Water Column:	–	Total Volume Purged:	1600 ml
Gallons/Foot:	–	Pump on: 1010	Off:
Gallons in Well:	–		

FIELD PARAMETERS

Time	Minutes Elapsed	Rate (mL/m)	Gallons Purged	Turbidity (NTUs)	REDOX (mV)	pH (SI Units)	Conductivity (mmhos/cm)	Temp (°C)	Depth to Water	Diss. Oxygen	Comments
1025	15	+100	–	2.3	-93	8.56	0.157	9.45	0.00	3.66	–

OBSERVATIONS DURING SAMPLING

Well Condition:	Good	Purge Water Disposal:	Contained
Color:	CLEAR	Turbidity(qualitative):	LOW
Odor:	Slight	Other (OVA, HNU,etc.):	NA

* Water at top of inner PVC casing

RW-12D-(130-140)-022224
Sampled at 1030

Cornerstone
Groundwater Sampling Form

RW-305-(155-16

Project Number:	209-421311	Task:	003	Well ID:	
Date:	02/22/24	Sampled By:	DW		
Sampling Time:	1150	Recorded By:	DW		
Weather:	Overcast, cold 38°F	Replicate/Split:	NONE		

INSTRUMENT IDENTIFICATION

	PID	Water-Level Meter	Water Quality Meter(s)
Serial #:	Min: —	Solinist	Horbia U-52 2PPFDU00

Rate @ 155/1min

PURGING INFORMATION

Casing Material:	PVC	Purge Method:	2IST
Casing Diameter:	1"	Screen Interval:	155-160
Total Depth:	160	Pump intake depth:	155
Depth to Water:	14.81		
Water Column:	—	Total Volume Purged:	800 ml
Gallons/Foot:	—	Pump on:	1135 Off: 1155
Gallons in Well:	—		

PSI @ 90 lbs

FIELD PARAMETERS

Time	Minutes Elapsed	Rate (mL/m)	Gallons Purged	Turbidity (NTUs)	REDOX (mV)	pH (SI Units)	Conductivity (mmhos/cm)	Temp (°C)	Depth to Water	Diss. Oxygen	Comments
1145	10	~80	—	0.0	~139	10.87	0.310	10.20	14.81	1.16	—

OBSERVATIONS DURING SAMPLING

Well Condition:	GOOD	Purge Water Disposal:	Contained
Color:	CLEAR	Turbidity(qualitative):	LOW
Odor:	NONE	Other (OVA, HNU,etc.):	NA

RW-305-(155-160)-022224
Sampled at 1150

* Bromide Sample Included

Cornerstone
Groundwater Sampling Form

RW-3DD-(175-180

Project Number:	209-4213111	Task:	003	Well ID:	
Date:	02/22/24	Sampled By:	DW		
Sampling Time:	1215	Recorded By:	DW		
Weather:	Overcast, Cold 38°F	Replicate/Split:	NONE		

INSTRUMENT IDENTIFICATION

	PID	Water-Level Meter	Water Quality Meter(s)
Serial #:	[illegible]	Solinist	Horbia U-52 2PPFD400

PURGING INFORMATION

Casing Material:	PVC	Purge Method:	2IST
Casing Diameter:	1"	Screen Interval:	175-180
Total Depth:	180	Pump intake depth:	175
Depth to Water:	14.85		
Water Column:	-	Total Volume Purged:	800 ml
Gallons/Foot:	-	Pump on: 1200	Off:
Gallons in Well:	-		

FIELD PARAMETERS

Time	Minutes Elapsed	Rate (mL/m)	Gallons Purged	Turbidity (NTUs)	REDOX (mV)	pH (SI Units)	Conductivity (mmhos/cm)	Temp (°C)	Depth to Water	Diss. Oxygen	Comments
1210	10	~100	-	11.0	~~10.10~~ ~143	10.10	0.204	10.34	14.85	3.17	-

OBSERVATIONS DURING SAMPLING

Well Condition:	GOOD	Purge Water Disposal:	Contained
Color:	CLEAR	Turbidity(qualitative):	LOW
Odor:	Slight	Other (OVA, HNU,etc.):	NA

RW-3DD-(175-180)-022224
Sampled at 1215

* Bromide Sample Included

Cornerstone
Groundwater Sampling Form

Project Number: 209-4213111 Task: 003 Well ID: RW-3-(77-87)
Date: 02/22/24 Sampled By: DW
Sampling Time: 1250 Recorded By: DW
Weather: Overcast, cold Replicate/Split: NA
39°F

INSTRUMENT IDENTIFICATION

	PID	Water-Level Meter	Water Quality Meter(s)	
Serial #:	[illegible]	Solinist	Horbia U-52	2PPFD400

PURGING INFORMATION

Casing Material: PVC
Casing Diameter: 1"
Total Depth: 87
Depth to Water: 12.75
Water Column: -
Gallons/Foot: -
Gallons in Well: -

Purge Method: ZIST
Screen Interval: 77-87
Pump intake depth: 77
Total Volume Purged: 1600 ml
Pump on: 1225 Off:

PSI @ 50 lbs
rate @ 10s/1min

FIELD PARAMETERS

Time	Minutes Elapsed	Rate (mL/m)	Gallons Purged	Turbidity (NTUs)	REDOX (mV)	pH (SI Units)	Conductivity (mmhos/cm)	Temp (°C)	Depth to Water	Diss. Oxygen	Comments
1245	20	~80	-	0.0	-82	8.41	0.390	10.31	12.75	3.25	-

OBSERVATIONS DURING SAMPLING

Well Condition: Good
Color: CLEAR
Odor: NONE
Purge Water Disposal: Contained
Turbidity(qualitative): LOW
Other (OVA, HNU,etc.): NA

RW-3-(77-87)-022224
Sampled at 1250

* Bromide Sample Included.

Cornerstone
Groundwater Sampling Form

Project Number: 209-4213/11 Task: 003 Well ID: RW-11D-(262-267)
Date: 02/22/24 Sampled By: DW
Sampling Time: 1325 Recorded By: DW
Weather: Overcast, cold 41°F Replicate/Split: NONE

INSTRUMENT IDENTIFICATION

	PID	Water-Level Meter	Water Quality Meter(s)
Serial #:	[illegible]	Solinist	Horbia U-52 2PP FD400

PURGING INFORMATION

Casing Material: PVC
Casing Diameter: 1"
Total Depth: 267
Depth to Water: 9.95
Water Column: –
Gallons/Foot: –
Gallons in Well: –

Purge Method: 2IST
Screen Interval: 262-267
Pump intake depth: 262
Total Volume Purged: 800 ml
Pump on: 1310 Off: 1330

Rate @ 155/1min
PSI @ 110 lbs

FIELD PARAMETERS

Time	Minutes Elapsed	Rate (mL/m)	Gallons Purged	Turbidity (NTUs)	REDOX (mV)	pH (SI Units)	Conductivity (mmhos/cm)	Temp (°C)	Depth to Water	Diss. Oxygen	Comments
1320	10	+90	–	24.9	-141	12.50	0.744	9.39	9.95	2.13	–

OBSERVATIONS DURING SAMPLING

Well Condition: GOOD
Color: CLEAR
Odor: SLIGHT

Purge Water Disposal: Contained
Turbidity(qualitative): LOW
Other (OVA, HNU,etc.): NA

RW-11D-(262-267)-022224
Sampled at 1325

* Bromide Sample Included

Cornerstone
Groundwater Sampling Form

Project Number: 209-4213111 Task: 003 Well ID: RW-115-(236-241)
Date: 02/22/24 Sampled By: DW
Sampling Time: 1400 Recorded By: DW
Weather: Overcast, Cold 39°F Replicate/Split: None

INSTRUMENT IDENTIFICATION

	PID	Water-Level Meter	Water Quality Meter(s)	
Serial #:	[illegible]	Solinist	Horbia U-52	2PPFD400

PSI @ 100 lbs
Rate @ 15s/1min

PURGING INFORMATION

Casing Material: PVC
Casing Diameter: 1"
Total Depth: 241
Depth to Water: 8.61
Water Column: -
Gallons/Foot: -
Gallons in Well: -

Purge Method: 2IST
Screen Interval: 236-241
Pump intake depth: 236
Total Volume Purged: 800 ml
Pump on: 1345 Off:

FIELD PARAMETERS

Time	Minutes Elapsed	Rate (mL/m)	Gallons Purged	Turbidity (NTUs)	REDOX (mV)	pH (SI Units)	Conductivity (mmhos/cm)	Temp (°C)	Depth to Water	Diss. Oxygen	Comments
1355	10	~90	-	0.0	-165	9.46	0.145	9.60	8.61	3.36	-

OBSERVATIONS DURING SAMPLING

Well Condition: Good
Color: CLEAR
Odor: NONE

Purge Water Disposal: Contained
Turbidity(qualitative): Low
Other (OVA, HNU,etc.): NA

RW-115-(236-241)-022224
Sampled at 1400

* Bromide Sample Included

Cornerstone
Groundwater Sampling Form

RW-14S-(135-153)

Project Number: 209-4213111 Task: 003 Well ID:
Date: 02/23/24 Sampled By: DW
Sampling Time: 0930 Recorded By: DW
Weather: Overcast, cool, 41°F Replicate/Split: NONE

INSTRUMENT IDENTIFICATION

	PID	Water-Level Meter	Water Quality Meter(s)	
Serial #:	[illegible]	Solinist	Horbia U-52	2PPFD400

PSI @ 70 lbs
Rate @ 10s / 1min

PURGING INFORMATION

Casing Material: PVC
Casing Diameter: 1"
Total Depth: 153
Depth to Water: 9.99
Water Column: –
Gallons/Foot: –
Gallons in Well: –

Purge Method: 2LST
Screen Interval: 135-153
Pump intake depth: 135
Total Volume Purged: 3200 ml
Pump on: 0900 Off: 0935

FIELD PARAMETERS

Time	Minutes Elapsed	Rate (mL/m)	Gallons Purged	Turbidity (NTUs)	REDOX (mV)	pH (SI Units)	Conductivity (mmhos/cm)	Temp (°C)	Depth to Water	Diss. Oxygen	Comments
0925	25	~150	—	0.0	-158	8.31	0.369	11.87	9.99	9.96	—

OBSERVATIONS DURING SAMPLING

Well Condition: GOOD
Color: CLEAR
Odor: NONE

Purge Water Disposal: Contained
Turbidity(qualitative): LOW
Other (OVA, HNU,etc.): NA

RW-14S-(135-153)-022324
Sampled at 0930

Cornerstone
Groundwater Sampling Form

RW-14D (175-185)
MS/MSD

Project Number: 209-4213111
Task: 003
Well ID:
Date: 02/23/24
Sampled By: DW
Sampling Time: 1000
Recorded By: DW
Weather: Overcast, cool 41°F
Replicate/Split: MS / MSD

INSTRUMENT IDENTIFICATION

	PID	Water-Level Meter	Water Quality Meter(s)
Serial #:	[illegible]	Solinist	Horbia U-52 2PPFD400

PURGING INFORMATION

Casing Material: PVC
Casing Diameter: 1"
Total Depth: 185
Depth to Water: 7.21
Water Column: –
Gallons/Foot: –
Gallons in Well: –

Purge Method: 2LST
Screen Interval: 175-185
Pump intake depth: 175
Total Volume Purged: 1600 ml
Pump on: 0940 Off: 1015

PSI @ 90 lbs
Rate @ 10s/1min

FIELD PARAMETERS

Time	Minutes Elapsed	Rate (mL/m)	Gallons Purged	Turbidity (NTUs)	REDOX (mV)	pH (SI Units)	Conductivity (mmhos/cm)	Temp (°C)	Depth to Water	Diss. Oxygen	Comments
0952	12	~130	–	0.0	-133	8.19	0.823	9.67	7.21	8.15	–

OBSERVATIONS DURING SAMPLING

Well Condition: GOOD
Color: CLEAR
Odor: NONE

Purge Water Disposal: Contained
Turbidity(qualitative): LOW
Other (OVA, HNU,etc.): NA

RW-14D-(175-185)-022324-MS-MSD
Sampled at 1000

Cornerstone
Groundwater Sampling Form

RW-15S (110-120)

Project Number: 209-4213111 Task: 003 Well ID: _____
Date: 02/23/24 Sampled By: DAW
Sampling Time: 1050 Recorded By: DAW
Weather: Overcast, cool 41°F Replicate/Split: DUP-03-022324

INSTRUMENT IDENTIFICATION

	PID	Water-Level Meter	Water Quality Meter(s)
Serial #:	Mfr: –	Solinist	Horbia U-52 2PPFD400

PURGING INFORMATION

Casing Material: PVC
Casing Diameter: 1"
Total Depth: 120
Depth to Water: 9.91
Water Column: –
Gallons/Foot: –
Gallons in Well: –

Purge Method: 2IST
Screen Interval: 110 - 120
Pump intake depth: 110
Total Volume Purged: 1600 ml
Pump on: 1030 Off: 1100

PSI @ 70 lbs
Rate @ 10s/min

FIELD PARAMETERS

Time	Minutes Elapsed	Rate (mL/m)	Gallons Purged	Turbidity (NTUs)	REDOX (mV)	pH (SI Units)	Conductivity (mmhos/cm)	Temp (°C)	Depth to Water	Diss. Oxygen	Comments
1045	15	~100	–	0.0	-212	9.67	0.226	9.14	9.91	3.19	–

OBSERVATIONS DURING SAMPLING

Well Condition: GOOD
Color: CLEAR
Odor: NONE

Purge Water Disposal: Contained
Turbidity(qualitative): NONE
Other (OVA, HNU,etc.): NA

RW-15S-(110-120)-022324
sampled at 1050
DUP-03-022324 sampled at 1200

Cornerstone
Groundwater Sampling Form

RW-15D-(127-137)

Project Number: 209-4213111 Task: 003 Well ID:
Date: 02/23/24 Sampled By: DW
Sampling Time: Recorded By: DW
Weather: Overcast cool 41°F Replicate/Split: FB-03-022324 at 1130

INSTRUMENT IDENTIFICATION

	PID	Water-Level Meter	Water Quality Meter(s)	
Serial #:	[illegible]	Solinist	Horbia U-52	2PPFD400

PSI @ 70 lbs
Rate @ 100/1min.

PURGING INFORMATION

Casing Material: PVC
Casing Diameter: 1"
Total Depth: 137
Depth to Water: 8.30
Water Column: —
Gallons/Foot: —
Gallons in Well: —

Purge Method: 2IST
Screen Interval: 127-137
Pump intake depth: 127
Total Volume Purged: 1600 ml
Pump on: 1105 Off:

FIELD PARAMETERS

Time	Minutes Elapsed	Rate (mL/m)	Gallons Purged	Turbidity (NTUs)	REDOX (mV)	pH (SI Units)	Conductivity (mmhos/cm)	Temp (°C)	Depth to Water	Diss. Oxygen	Comments
1120	15	+100	—	45.6	-239	11.17	0.485	9.61	8.30	4.77	—

OBSERVATIONS DURING SAMPLING

Well Condition: GOOD
Color: CLEAR
Odor: NONE

Purge Water Disposal: Contained
Turbidity(qualitative): Low
Other (OVA, HNU,etc.): NA

RW-15D (127-137) - 022324
sampled at 1125
FB-03-022324 sampled at 1130

ATTACHMENT C

LABORATORY REPORTS

eurofins | Environment Testing

ANALYTICAL REPORT

PREPARED FOR

Attn: Dr. Tim Roeper
Cornerstone Environmental Group, LLC
100 Crystal Run Road
Suite 101
Middletown, New York 10941

Generated 3/4/2024 11:03:54 PM

JOB DESCRIPTION

FORD Ringwood Mines E203361 (2024)

JOB NUMBER

460-298740-1

Eurofins Edison
777 New Durham Road
Edison NJ 08817

See page two for job notes and contact information.

my EOL

Eurofins Edison

Job Notes

This report may not be reproduced except in full, and with written approval from the laboratory. The results relate only to the samples tested. For questions please contact the Project Manager at the e-mail address or telephone number listed on this page.

The test results in this report relate only to the samples as received by the laboratory and will meet all requirements of the methodology, with any exceptions noted. This report shall not be reproduced except in full, without the express written approval of the laboratory. All questions should be directed to the Eurofins Environment Testing Northeast, LLC Project Manager.

Authorization

Generated
3/4/2024 11:03:54 PM

Authorized for release by
Jannel Franklin, Manager of Project Management Assistants
Jannel.Franklin@et.eurofinsus.com
Designee for
Maria Luisa Cruz, Project Manager II
Maria.Cruz@et.eurofinsus.com
(732)549-3900

Table of Contents

Cover Page 1
Table of Contents 3
Definitions/Glossary 4
Case Narrative 5
Detection Summary 8
Client Sample Results 9
Surrogate Summary 11
Isotope Dilution Summary 12
QC Sample Results 13
QC Association Summary 20
Lab Chronicle 22
Certification Summary 23
Method Summary 24
Sample Summary 25
Chain of Custody 26
Receipt Checklists 28

Qualifiers

GC/MS VOA

Qualifier	Qualifier Description
*+	LCS and/or LCSD is outside acceptance limits, high biased.
U	Indicates the analyte was analyzed for but not detected.

GC/MS Semi VOA

Qualifier	Qualifier Description
U	Indicates the analyte was analyzed for but not detected.

Metals

Qualifier	Qualifier Description
J	Result is less than the RL but greater than or equal to the MDL and the concentration is an approximate value.
U	Indicates the analyte was analyzed for but not detected.

Glossary

Abbreviation	These commonly used abbreviations may or may not be present in this report.
¤	Listed under the "D" column to designate that the result is reported on a dry weight basis
%R	Percent Recovery
CFL	Contains Free Liquid
CFU	Colony Forming Unit
CNF	Contains No Free Liquid
DER	Duplicate Error Ratio (normalized absolute difference)
Dil Fac	Dilution Factor
DL	Detection Limit (DoD/DOE)
DL, RA, RE, IN	Indicates a Dilution, Re-analysis, Re-extraction, or additional Initial metals/anion analysis of the sample
DLC	Decision Level Concentration (Radiochemistry)
EDL	Estimated Detection Limit (Dioxin)
LOD	Limit of Detection (DoD/DOE)
LOQ	Limit of Quantitation (DoD/DOE)
MCL	EPA recommended "Maximum Contaminant Level"
MDA	Minimum Detectable Activity (Radiochemistry)
MDC	Minimum Detectable Concentration (Radiochemistry)
MDL	Method Detection Limit
ML	Minimum Level (Dioxin)
MPN	Most Probable Number
MQL	Method Quantitation Limit
NC	Not Calculated
ND	Not Detected at the reporting limit (or MDL or EDL if shown)
NEG	Negative / Absent
POS	Positive / Present
PQL	Practical Quantitation Limit
PRES	Presumptive
QC	Quality Control
RER	Relative Error Ratio (Radiochemistry)
RL	Reporting Limit or Requested Limit (Radiochemistry)
RPD	Relative Percent Difference, a measure of the relative difference between two points
TEF	Toxicity Equivalent Factor (Dioxin)
TEQ	Toxicity Equivalent Quotient (Dioxin)
TNTC	Too Numerous To Count

DATA OF KNOWN QUALITY CONFORMANCE/NON-CONFORMANCE SUMMARY QUESTIONNAIRE

Laboratory Name: Eurofins Edison

Client: Cornerstone Environmental Group, LLC

Project Location: FORD Ringwood Mines E203361 (2024)

Project Number: 460-298740-1

Laboratory Sample ID(s): 460-298740-1

Sampling Date(s): 02/22/2024

List DKQP Methods Used: 8260D, 8260D SIM, 6020B

1	For each analytical method referenced in this laboratory report package, were all specified QA/QC performance criteria followed, including the requirement to explain any criteria falling outside of acceptable guidelines, as specified in the NJDEP Data of Known Quality performance standards?	☑Yes ☐No
1A	Were the method specified handling, preservation, and holding time requirements met?	☐Yes ☐No ☑ See case narrative
1B	*EPH Method:* Was the EPH method conducted without significant modifications? (see Section 11.3 of respective DKQ methods)	☐Yes ☐No ☑N/A
2	Were all samples received by the laboratory in a condition consistent with that described on the associated chain-of-custody documents(s)?	☐Yes ☐No ☑ See case narrative
3	Were samples received at an appropriate temperature (4±2° C)?	☑Yes ☐No ☐N/A
4	Were all QA/QC performance criteria specified in the NJDEP DKQP standards achieved?	☐Yes ☑No
5	a) Were reporting limits specified or referenced on the chain-of-custody or communicated to the laboratory prior to sample receipt?	☐Yes ☐No ☑ See case narrative
	b) Were these reporting limits met?	☐Yes ☐No ☐N/A ☑ See case narrative
6	For each analytical method referenced in this laboratory report package, were results reported for all constituents identified in the method-specific analyte lists presented in the DKQP documents and/or site-specific QAPP?	☑Yes ☐No
7	Are project-specific matrix spike and/or laboratory duplicates included in this data set?	☐Yes ☑No

Notes: For all questions to which the response was "No" (with the exception of question #7), additional information should be provided in an attached narrative. If the answer to question #1, #1A, or #1B is "No", the data package does not meet requirements for "Data of Known Quality."

CASE NARRATIVE

Client: Cornerstone Environmental Group, LLC

Project: FORD Ringwood Mines E203361 (2024)

Report Number: 460-298740-1

This case narrative is in the form of an exception report, where only the anomalies related to this report, method specific performance and/or QA/QC issues are discussed. If there are no issues to report, this narrative will include a statement that documents that there are no relevant data issues.

It should be noted that samples with elevated Reporting Limits (RLs) as a result of a dilution may not be able to satisfy customer reporting limits in some cases. Such increases in the RLs are unavoidable but acceptable consequence of sample dilution that enables quantification of target analytes or interferences which exceed the calibration range of the instrument.

Calculations are performed before rounding to avoid round-off errors in calculated results.

All holding times were met and proper preservation noted for the methods performed on these samples, unless otherwise detailed in the individual sections below.

RECEIPT
The samples were received on 2/22/2024 7:00 PM. Unless otherwise noted below, the samples arrived in good condition, and where required, properly preserved and on ice. The temperatures of the 2 coolers at receipt time were 2.0º C and 2.4º C.

Note: All samples which require thermal preservation are considered acceptable if the arrival temperature is within 2C of the required temperature or method specified range. For samples with a specified temperature of 4C, samples with a temperature ranging from just above freezing temperature of water to 6C shall be acceptable. Samples that are hand delivered immediately following collection may not meet these criteria, however they will be deemed acceptable according to NELAC standards, if there is evidence that the chilling process has begun, such as arrival on ice, etc.

VOLATILE ORGANIC COMPOUNDS (GC/MS) DKQP (TOTAL)
Sample OB-3-022224 (460-298740-1) was analyzed for Volatile Organic Compounds (GC/MS) DKQP (Total) in accordance with EPA SW-846 Method 8260D (DKQP). The samples were analyzed on 02/28/2024.

The continuing calibration verification (CCV) associated with batch 460-961576 recovered above the upper control limit for Methyl acetate. The samples associated with this CCV were non-detect for the affected analyte; therefore, the data have been reported.

The laboratory control sample (LCS) and laboratory control sample duplicate (LCSD) for analytical batch 460-961576 recovered outside control limits for 1,2,3-Trichlorobenzene. The analyte was biased high in the LCS/LCSD and was not detected in the associated samples; therefore, the data have been reported.

Refer to the QC report for details.

No other difficulties were encountered during the Volatiles analysis.

All other quality control parameters were within the acceptance limits.

VOLATILE ORGANIC COMPOUNDS (GC/MS) - SELECTED ION MODE (SIM) DKQP (TOTAL)
Sample OB-3-022224 (460-298740-1) was analyzed for Volatile Organic Compounds (GC/MS) - Selected Ion Mode (SIM) DKQP (Total) in accordance with EPA SW-846 Method 8260D (DKQP) - Selected Ion Mode (SIM) DKQP. The samples were analyzed on 02/27/2024.

No difficulties were encountered during the VOA SIM analysis.

All quality control parameters were within the acceptance limits.

SEMIVOLATILE ORGANIC COMPOUNDS - SELECTED ION MODE (SIM) - ISOTOPE DILUTION - 1,4 DIOXANE
Sample OB-3-022224 (460-298740-1) was analyzed for semivolatile organic compounds - Selected Ion Mode (SIM) - Isotope Dilution - 1,4 Dioxane in accordance with EPA SW-846 Method 8270E SIM 1,4Dioxane. The samples were prepared and analyzed

on 02/26/2024.

No difficulties were encountered during the 1,4 Dioxane analysis.

All quality control parameters were within the acceptance limits.

METALS DKQP (DISSOLVED)(ICP/MS)
Sample OB-3-022224 (460-298740-1) was analyzed for Metals DKQP (Dissolved)(ICP/MS) in accordance with EPA SW-846 Method 6020B (DKQP). The samples were prepared and analyzed on 02/28/2024.

The following samples were not filtered and preserved within 15 minutes of sample collection in accordance with 40 CFR Part 136 Table II, Footnote 7, method 6020B. The samples were filtered prior to analysis at the laboratory. OB-3-022224 (460-298740-1)

No other difficulties were encountered during the Metals DKQP (Dissolved)(ICP/MS) analysis.

All other quality control parameters were within the acceptance limits.

METALS DKQP (TOTAL)(ICP/MS)
Sample OB-3-022224 (460-298740-1) was analyzed for Metals DKQP (Total)(ICP/MS) in accordance with EPA SW-846 Method 6020B (DKQP). The samples were prepared and analyzed on 03/04/2024.

No difficulties were encountered during the Metals DKQP (Total)(ICP/MS) analysis.

All quality control parameters were within the acceptance limits.

Detection Summary

Client: Cornerstone Environmental Group, LLC
Project/Site: FORD Ringwood Mines E203361 (2024)

Job ID: 460-298740-1

Client Sample ID: OB-3-022224

Lab Sample ID: 460-298740-1

No Detections.

This Detection Summary does not include radiochemical test results.

Client Sample Results

Client: Cornerstone Environmental Group, LLC
Project/Site: FORD Ringwood Mines E203361 (2024)

Job ID: 460-298740-1

Client Sample ID: OB-3-022224

Date Collected: 02/22/24 10:10
Date Received: 02/22/24 19:00

Lab Sample ID: 460-298740-1

Matrix: Water

Method: SW846 8260D SIM - Volatile Organic Compounds (GC/MS)

Analyte	Result	Qualifier	RL	MDL	Unit	D	Prepared	Analyzed	Dil Fac
1,2,3-Trichloropropane	0.012	U	0.030	0.012	ug/L			02/27/24 06:37	1
1,2-Dibromo-3-Chloropropane	0.010	U	0.020	0.010	ug/L			02/27/24 06:37	1
1,4-Dioxane	0.33	U	0.40	0.33	ug/L			02/27/24 06:37	1
Ethylene Dibromide	0.0079	U	0.020	0.0079	ug/L			02/27/24 06:37	1

Surrogate	*%Recovery*	*Qualifier*	*Limits*	*Prepared*	*Analyzed*	*Dil Fac*
4-Bromofluorobenzene	*111*		*70 - 130*		*02/27/24 06:37*	*1*

Method: SW846 8260D - Volatile Organic Compounds by GC/MS

Analyte	Result	Qualifier	RL	MDL	Unit	D	Prepared	Analyzed	Dil Fac
1,1,1-Trichloroethane	0.24	U	1.0	0.24	ug/L			02/28/24 21:01	1
1,1,2,2-Tetrachloroethane	0.37	U	1.0	0.37	ug/L			02/28/24 21:01	1
1,1,2-Trichloro-1,2,2-trifluoroethane	0.31	U	1.0	0.31	ug/L			02/28/24 21:01	1
1,1,2-Trichloroethane	0.20	U	1.0	0.20	ug/L			02/28/24 21:01	1
1,1-Dichloroethane	0.26	U	1.0	0.26	ug/L			02/28/24 21:01	1
1,1-Dichloroethene	0.26	U	1.0	0.26	ug/L			02/28/24 21:01	1
1,2,3-Trichlorobenzene	0.36	U *+	1.0	0.36	ug/L			02/28/24 21:01	1
1,2,4-Trichlorobenzene	0.37	U	1.0	0.37	ug/L			02/28/24 21:01	1
1,2-Dichlorobenzene	0.21	U	1.0	0.21	ug/L			02/28/24 21:01	1
1,2-Dichloroethane	0.43	U	1.0	0.43	ug/L			02/28/24 21:01	1
1,2-Dichloropropane	0.35	U	1.0	0.35	ug/L			02/28/24 21:01	1
1,3-Dichlorobenzene	0.34	U	1.0	0.34	ug/L			02/28/24 21:01	1
1,4-Dichlorobenzene	0.33	U	1.0	0.33	ug/L			02/28/24 21:01	1
2-Butanone (MEK)	1.9	U	5.0	1.9	ug/L			02/28/24 21:01	1
2-Hexanone	1.1	U	5.0	1.1	ug/L			02/28/24 21:01	1
4-Methyl-2-pentanone (MIBK)	1.3	U	5.0	1.3	ug/L			02/28/24 21:01	1
Acetone	4.4	U	5.0	4.4	ug/L			02/28/24 21:01	1
Benzene	0.20	U	1.0	0.20	ug/L			02/28/24 21:01	1
Bromoform	0.54	U	1.0	0.54	ug/L			02/28/24 21:01	1
Bromomethane	0.55	U	1.0	0.55	ug/L			02/28/24 21:01	1
Carbon disulfide	0.82	U	1.0	0.82	ug/L			02/28/24 21:01	1
Carbon tetrachloride	0.21	U	1.0	0.21	ug/L			02/28/24 21:01	1
Chlorobenzene	0.38	U	1.0	0.38	ug/L			02/28/24 21:01	1
Chlorobromomethane	0.41	U	1.0	0.41	ug/L			02/28/24 21:01	1
Chlorodibromomethane	0.28	U	1.0	0.28	ug/L			02/28/24 21:01	1
Chloroethane	0.32	U	1.0	0.32	ug/L			02/28/24 21:01	1
Chloroform	0.33	U	1.0	0.33	ug/L			02/28/24 21:01	1
Chloromethane	0.40	U	1.0	0.40	ug/L			02/28/24 21:01	1
cis-1,2-Dichloroethene	0.22	U	1.0	0.22	ug/L			02/28/24 21:01	1
cis-1,3-Dichloropropene	0.22	U	1.0	0.22	ug/L			02/28/24 21:01	1
Cyclohexane	0.32	U	1.0	0.32	ug/L			02/28/24 21:01	1
Dichlorobromomethane	0.34	U	1.0	0.34	ug/L			02/28/24 21:01	1
Dichlorodifluoromethane	0.31	U	1.0	0.31	ug/L			02/28/24 21:01	1
Ethylbenzene	0.30	U	1.0	0.30	ug/L			02/28/24 21:01	1
Isopropylbenzene	0.34	U	1.0	0.34	ug/L			02/28/24 21:01	1
Methyl acetate	0.79	U	5.0	0.79	ug/L			02/28/24 21:01	1
Methyl tert-butyl ether	0.22	U	1.0	0.22	ug/L			02/28/24 21:01	1
Methylcyclohexane	0.71	U	1.0	0.71	ug/L			02/28/24 21:01	1
Methylene Chloride	0.32	U	1.0	0.32	ug/L			02/28/24 21:01	1
Styrene	0.42	U	1.0	0.42	ug/L			02/28/24 21:01	1

Client Sample ID: OB-3-022224

Lab Sample ID: 460-298740-1

Date Collected: 02/22/24 10:10

Matrix: Water

Date Received: 02/22/24 19:00

Method: SW846 8260D - Volatile Organic Compounds by GC/MS (Continued)

Analyte	Result	Qualifier	RL	MDL	Unit	D	Prepared	Analyzed	Dil Fac
Tetrachloroethene	0.25	U	1.0	0.25	ug/L			02/28/24 21:01	1
Toluene	0.38	U	1.0	0.38	ug/L			02/28/24 21:01	1
trans-1,2-Dichloroethene	0.24	U	1.0	0.24	ug/L			02/28/24 21:01	1
trans-1,3-Dichloropropene	0.22	U	1.0	0.22	ug/L			02/28/24 21:01	1
Trichloroethene	0.31	U	1.0	0.31	ug/L			02/28/24 21:01	1
Trichlorofluoromethane	0.32	U	1.0	0.32	ug/L			02/28/24 21:01	1
Vinyl chloride	0.17	U	1.0	0.17	ug/L			02/28/24 21:01	1
Xylenes, Total	0.65	U	2.0	0.65	ug/L			02/28/24 21:01	1

Surrogate	*%Recovery*	*Qualifier*	*Limits*	*Prepared*	*Analyzed*	*Dil Fac*
1,2-Dichloroethane-d4 (Surr)	*89*		*70 - 130*		*02/28/24 21:01*	*1*
4-Bromofluorobenzene	*97*		*70 - 130*		*02/28/24 21:01*	*1*
Dibromofluoromethane (Surr)	*96*		*70 - 130*		*02/28/24 21:01*	*1*
Toluene-d8 (Surr)	*99*		*70 - 130*		*02/28/24 21:01*	*1*

Method: SW846 8270E SIM ID - Semivolatile Organic Compounds (GC/MS SIM / Isotope Dilution)

Analyte	Result	Qualifier	RL	MDL	Unit	D	Prepared	Analyzed	Dil Fac
1,4-Dioxane	0.072	U	0.20	0.072	ug/L		02/26/24 08:40	02/26/24 15:17	1

Isotope Dilution	*%Recovery*	*Qualifier*	*Limits*	*Prepared*	*Analyzed*	*Dil Fac*
1,4-Dioxane-d8	*34*		*10 - 150*	*02/26/24 08:40*	*02/26/24 15:17*	*1*

Method: SW846 6020B - Metals (ICP/MS) - Total Recoverable

Analyte	Result	Qualifier	RL	MDL	Unit	D	Prepared	Analyzed	Dil Fac
Arsenic	1.2	U	2.0	1.2	ug/L		03/04/24 07:49	03/04/24 16:02	1
Lead	0.42	U	1.2	0.42	ug/L		03/04/24 07:49	03/04/24 16:02	1

Method: SW846 6020B - Metals (ICP/MS) - Dissolved

Analyte	Result	Qualifier	RL	MDL	Unit	D	Prepared	Analyzed	Dil Fac
Arsenic	1.2	U	2.0	1.2	ug/L		02/28/24 19:56	02/28/24 21:23	1
Lead	0.42	U	1.2	0.42	ug/L		02/28/24 19:56	02/28/24 21:23	1

Surrogate Summary

Client: Cornerstone Environmental Group, LLC
Project/Site: FORD Ringwood Mines E203361 (2024)

Job ID: 460-298740-1

Method: 8260D - Volatile Organic Compounds by GC/MS

Matrix: Water **Prep Type: Total/NA**

		Percent Surrogate Recovery (Acceptance Limits)			
		DCA	BFB	DBFM	TOL
Lab Sample ID	Client Sample ID	(70-130)	(70-130)	(70-130)	(70-130)
460-298740-1	OB-3-022224	89	97	96	99
LCS 460-961576/3	Lab Control Sample	95	103	99	97
LCSD 460-961576/4	Lab Control Sample Dup	96	103	100	97
MB 460-961576/9	Method Blank	101	105	100	96

Surrogate Legend

DCA = 1,2-Dichloroethane-d4 (Surr)
BFB = 4-Bromofluorobenzene
DBFM = Dibromofluoromethane (Surr)
TOL = Toluene-d8 (Surr)

Method: 8260D SIM - Volatile Organic Compounds (GC/MS)

Matrix: Water **Prep Type: Total/NA**

		Percent Surrogate Recovery (Acceptance Limits)
		BFB
Lab Sample ID	Client Sample ID	(70-130)
460-298740-1	OB-3-022224	111
LCS 460-961284/3	Lab Control Sample	104
LCSD 460-961284/5	Lab Control Sample Dup	107
MB 460-961284/8	Method Blank	105

Surrogate Legend

BFB = 4-Bromofluorobenzene

Isotope Dilution Summary

Client: Cornerstone Environmental Group, LLC
Project/Site: FORD Ringwood Mines E203361 (2024)

Job ID: 460-298740-1

Method: 8270E SIM ID - Semivolatile Organic Compounds (GC/MS SIM / Isotope Dilution)

Matrix: Water **Prep Type: Total/NA**

		Percent Isotope Dilution Recovery (Acceptance Limits)							
Lab Sample ID	**Client Sample ID**	**DXE (10-150)**							
460-298740-1	OB-3-022224	34							
LCS 460-961177/2-A	Lab Control Sample	37							
LCSD 460-961177/3-A	Lab Control Sample Dup	32							
MB 460-961177/1-A	Method Blank	29							

Surrogate Legend

DXE = 1,4-Dioxane-d8

Method: 8260D - Volatile Organic Compounds by GC/MS

Lab Sample ID: MB 460-961576/9
Matrix: Water
Analysis Batch: 961576

Client Sample ID: Method Blank
Prep Type: Total/NA

Analyte	MB Result	MB Qualifier	RL	MDL	Unit	D	Prepared	Analyzed	Dil Fac
1,1,1-Trichloroethane	0.24	U	1.0	0.24	ug/L			02/28/24 12:18	1
1,1,2,2-Tetrachloroethane	0.37	U	1.0	0.37	ug/L			02/28/24 12:18	1
1,1,2-Trichloro-1,2,2-trifluoroethane	0.31	U	1.0	0.31	ug/L			02/28/24 12:18	1
1,1,2-Trichloroethane	0.20	U	1.0	0.20	ug/L			02/28/24 12:18	1
1,1-Dichloroethane	0.26	U	1.0	0.26	ug/L			02/28/24 12:18	1
1,1-Dichloroethene	0.26	U	1.0	0.26	ug/L			02/28/24 12:18	1
1,2,3-Trichlorobenzene	0.36	U	1.0	0.36	ug/L			02/28/24 12:18	1
1,2,4-Trichlorobenzene	0.37	U	1.0	0.37	ug/L			02/28/24 12:18	1
1,2-Dichlorobenzene	0.21	U	1.0	0.21	ug/L			02/28/24 12:18	1
1,2-Dichloroethane	0.43	U	1.0	0.43	ug/L			02/28/24 12:18	1
1,2-Dichloropropane	0.35	U	1.0	0.35	ug/L			02/28/24 12:18	1
1,3-Dichlorobenzene	0.34	U	1.0	0.34	ug/L			02/28/24 12:18	1
1,4-Dichlorobenzene	0.33	U	1.0	0.33	ug/L			02/28/24 12:18	1
2-Butanone (MEK)	1.9	U	5.0	1.9	ug/L			02/28/24 12:18	1
2-Hexanone	1.1	U	5.0	1.1	ug/L			02/28/24 12:18	1
4-Methyl-2-pentanone (MIBK)	1.3	U	5.0	1.3	ug/L			02/28/24 12:18	1
Acetone	4.4	U	5.0	4.4	ug/L			02/28/24 12:18	1
Benzene	0.20	U	1.0	0.20	ug/L			02/28/24 12:18	1
Bromoform	0.54	U	1.0	0.54	ug/L			02/28/24 12:18	1
Bromomethane	0.55	U	1.0	0.55	ug/L			02/28/24 12:18	1
Carbon disulfide	0.82	U	1.0	0.82	ug/L			02/28/24 12:18	1
Carbon tetrachloride	0.21	U	1.0	0.21	ug/L			02/28/24 12:18	1
Chlorobenzene	0.38	U	1.0	0.38	ug/L			02/28/24 12:18	1
Chlorobromomethane	0.41	U	1.0	0.41	ug/L			02/28/24 12:18	1
Chlorodibromomethane	0.28	U	1.0	0.28	ug/L			02/28/24 12:18	1
Chloroethane	0.32	U	1.0	0.32	ug/L			02/28/24 12:18	1
Chloroform	0.33	U	1.0	0.33	ug/L			02/28/24 12:18	1
Chloromethane	0.40	U	1.0	0.40	ug/L			02/28/24 12:18	1
cis-1,2-Dichloroethene	0.22	U	1.0	0.22	ug/L			02/28/24 12:18	1
cis-1,3-Dichloropropene	0.22	U	1.0	0.22	ug/L			02/28/24 12:18	1
Cyclohexane	0.32	U	1.0	0.32	ug/L			02/28/24 12:18	1
Dichlorobromomethane	0.34	U	1.0	0.34	ug/L			02/28/24 12:18	1
Dichlorodifluoromethane	0.31	U	1.0	0.31	ug/L			02/28/24 12:18	1
Ethylbenzene	0.30	U	1.0	0.30	ug/L			02/28/24 12:18	1
Isopropylbenzene	0.34	U	1.0	0.34	ug/L			02/28/24 12:18	1
Methyl acetate	0.79	U	5.0	0.79	ug/L			02/28/24 12:18	1
Methyl tert-butyl ether	0.22	U	1.0	0.22	ug/L			02/28/24 12:18	1
Methylcyclohexane	0.71	U	1.0	0.71	ug/L			02/28/24 12:18	1
Methylene Chloride	0.32	U	1.0	0.32	ug/L			02/28/24 12:18	1
Styrene	0.42	U	1.0	0.42	ug/L			02/28/24 12:18	1
Tetrachloroethene	0.25	U	1.0	0.25	ug/L			02/28/24 12:18	1
Toluene	0.38	U	1.0	0.38	ug/L			02/28/24 12:18	1
trans-1,2-Dichloroethene	0.24	U	1.0	0.24	ug/L			02/28/24 12:18	1
trans-1,3-Dichloropropene	0.22	U	1.0	0.22	ug/L			02/28/24 12:18	1
Trichloroethene	0.31	U	1.0	0.31	ug/L			02/28/24 12:18	1
Trichlorofluoromethane	0.32	U	1.0	0.32	ug/L			02/28/24 12:18	1
Vinyl chloride	0.17	U	1.0	0.17	ug/L			02/28/24 12:18	1
Xylenes, Total	0.65	U	2.0	0.65	ug/L			02/28/24 12:18	1

Method: 8260D - Volatile Organic Compounds by GC/MS (Continued)

Lab Sample ID: MB 460-961576/9
Matrix: Water
Analysis Batch: 961576

Client Sample ID: Method Blank
Prep Type: Total/NA

Surrogate	MB %Recovery	MB Qualifier	Limits	Prepared	Analyzed	Dil Fac
1,2-Dichloroethane-d4 (Surr)	101		70 - 130		02/28/24 12:18	1
4-Bromofluorobenzene	105		70 - 130		02/28/24 12:18	1
Dibromofluoromethane (Surr)	100		70 - 130		02/28/24 12:18	1
Toluene-d8 (Surr)	96		70 - 130		02/28/24 12:18	1

Lab Sample ID: LCS 460-961576/3
Matrix: Water
Analysis Batch: 961576

Client Sample ID: Lab Control Sample
Prep Type: Total/NA

Analyte	Spike Added	LCS Result	LCS Qualifier	Unit	D	%Rec	%Rec Limits
1,1,1-Trichloroethane	20.0	20.0		ug/L		100	70 - 130
1,1,2,2-Tetrachloroethane	20.0	18.1		ug/L		90	70 - 130
1,1,2-Trichloro-1,2,2-trifluoroethane	20.0	21.5		ug/L		108	70 - 130
1,1,2-Trichloroethane	20.0	18.9		ug/L		94	70 - 130
1,1-Dichloroethane	20.0	19.7		ug/L		98	70 - 130
1,1-Dichloroethene	20.0	19.8		ug/L		99	70 - 130
1,2,3-Trichlorobenzene	20.0	26.6	*+	ug/L		133	70 - 130
1,2,4-Trichlorobenzene	20.0	20.0		ug/L		100	70 - 130
1,2-Dichlorobenzene	20.0	19.7		ug/L		99	70 - 130
1,2-Dichloroethane	20.0	18.7		ug/L		93	70 - 130
1,2-Dichloropropane	20.0	19.2		ug/L		96	70 - 130
1,3-Dichlorobenzene	20.0	19.8		ug/L		99	70 - 130
1,4-Dichlorobenzene	20.0	19.5		ug/L		97	70 - 130
2-Butanone (MEK)	100	101		ug/L		101	40 - 160
2-Hexanone	100	98.2		ug/L		98	40 - 160
4-Methyl-2-pentanone (MIBK)	100	97.0		ug/L		97	40 - 160
Acetone	100	110		ug/L		110	40 - 160
Benzene	20.0	20.2		ug/L		101	70 - 130
Bromoform	20.0	18.9		ug/L		95	70 - 130
Bromomethane	20.0	21.6		ug/L		108	40 - 160
Carbon disulfide	20.0	19.5		ug/L		98	40 - 160
Carbon tetrachloride	20.0	20.0		ug/L		100	70 - 130
Chlorobenzene	20.0	19.9		ug/L		99	70 - 130
Chlorobromomethane	20.0	20.2		ug/L		101	70 - 130
Chlorodibromomethane	20.0	18.7		ug/L		93	70 - 130
Chloroethane	20.0	20.6		ug/L		103	40 - 160
Chloroform	20.0	20.1		ug/L		101	70 - 130
Chloromethane	20.0	20.2		ug/L		101	40 - 160
cis-1,2-Dichloroethene	20.0	19.1		ug/L		96	70 - 130
cis-1,3-Dichloropropene	20.0	19.6		ug/L		98	70 - 130
Cyclohexane	20.0	20.8		ug/L		104	70 - 130
Dichlorobromomethane	20.0	19.3		ug/L		96	70 - 130
Dichlorodifluoromethane	20.0	20.8		ug/L		104	40 - 160
Ethylbenzene	20.0	19.5		ug/L		97	70 - 130
Isopropylbenzene	20.0	20.2		ug/L		101	70 - 130
Methyl acetate	40.0	49.9		ug/L		125	70 - 130
Methyl tert-butyl ether	20.0	19.0		ug/L		95	70 - 130
Methylcyclohexane	20.0	21.0		ug/L		105	70 - 130

Method: 8260D - Volatile Organic Compounds by GC/MS (Continued)

Lab Sample ID: LCS 460-961576/3
Matrix: Water
Analysis Batch: 961576

Client Sample ID: Lab Control Sample
Prep Type: Total/NA

Analyte	Spike Added	LCS Result	LCS Qualifier	Unit	D	%Rec	%Rec Limits
Methylene Chloride	20.0	19.7		ug/L		98	70 - 130
Styrene	20.0	19.6		ug/L		98	70 - 130
Tetrachloroethene	20.0	19.8		ug/L		99	70 - 130
Toluene	20.0	19.2		ug/L		96	70 - 130
trans-1,2-Dichloroethene	20.0	19.4		ug/L		97	70 - 130
trans-1,3-Dichloropropene	20.0	19.7		ug/L		99	70 - 130
Trichloroethene	20.0	20.1		ug/L		100	70 - 130
Trichlorofluoromethane	20.0	20.5		ug/L		103	40 - 160
Vinyl chloride	20.0	19.6		ug/L		98	70 - 130
Xylenes, Total	40.0	39.4		ug/L		99	70 - 130

Surrogate	*LCS %Recovery*	*LCS Qualifier*	*Limits*
1,2-Dichloroethane-d4 (Surr)	*95*		*70 - 130*
4-Bromofluorobenzene	*103*		*70 - 130*
Dibromofluoromethane (Surr)	*99*		*70 - 130*
Toluene-d8 (Surr)	*97*		*70 - 130*

Lab Sample ID: LCSD 460-961576/4
Matrix: Water
Analysis Batch: 961576

Client Sample ID: Lab Control Sample Dup
Prep Type: Total/NA

Analyte	Spike Added	LCSD Result	LCSD Qualifier	Unit	D	%Rec	%Rec Limits	RPD	RPD Limit
1,1,1-Trichloroethane	20.0	19.9		ug/L		100	70 - 130	0	20
1,1,2,2-Tetrachloroethane	20.0	18.4		ug/L		92	70 - 130	2	20
1,1,2-Trichloro-1,2,2-trifluoroethane	20.0	21.7		ug/L		108	70 - 130	1	20
1,1,2-Trichloroethane	20.0	19.2		ug/L		96	70 - 130	2	20
1,1-Dichloroethane	20.0	19.8		ug/L		99	70 - 130	1	20
1,1-Dichloroethene	20.0	20.1		ug/L		101	70 - 130	2	20
1,2,3-Trichlorobenzene	20.0	29.3	*+	ug/L		146	70 - 130	10	20
1,2,4-Trichlorobenzene	20.0	21.3		ug/L		106	70 - 130	6	20
1,2-Dichlorobenzene	20.0	20.0		ug/L		100	70 - 130	1	20
1,2-Dichloroethane	20.0	19.2		ug/L		96	70 - 130	3	20
1,2-Dichloropropane	20.0	19.5		ug/L		97	70 - 130	1	20
1,3-Dichlorobenzene	20.0	19.8		ug/L		99	70 - 130	0	20
1,4-Dichlorobenzene	20.0	19.7		ug/L		98	70 - 130	1	20
2-Butanone (MEK)	100	97.2		ug/L		97	40 - 160	4	20
2-Hexanone	100	95.5		ug/L		96	40 - 160	3	20
4-Methyl-2-pentanone (MIBK)	100	96.0		ug/L		96	40 - 160	1	20
Acetone	100	102		ug/L		102	40 - 160	8	20
Benzene	20.0	19.9		ug/L		100	70 - 130	1	20
Bromoform	20.0	18.5		ug/L		93	70 - 130	2	20
Bromomethane	20.0	21.4		ug/L		107	40 - 160	1	20
Carbon disulfide	20.0	19.7		ug/L		99	40 - 160	1	20
Carbon tetrachloride	20.0	19.7		ug/L		99	70 - 130	1	20
Chlorobenzene	20.0	19.7		ug/L		99	70 - 130	1	20
Chlorobromomethane	20.0	20.1		ug/L		101	70 - 130	1	20
Chlorodibromomethane	20.0	18.8		ug/L		94	70 - 130	1	20
Chloroethane	20.0	21.1		ug/L		105	40 - 160	2	20

Method: 8260D - Volatile Organic Compounds by GC/MS (Continued)

Lab Sample ID: LCSD 460-961576/4
Matrix: Water
Analysis Batch: 961576

Client Sample ID: Lab Control Sample Dup
Prep Type: Total/NA

Analyte	Spike Added	LCSD Result	LCSD Qualifier	Unit	D	%Rec	%Rec Limits	RPD	RPD Limit
Chloroform	20.0	19.8		ug/L		99	70 - 130	2	20
Chloromethane	20.0	20.1		ug/L		101	40 - 160	1	20
cis-1,2-Dichloroethene	20.0	19.3		ug/L		97	70 - 130	1	20
cis-1,3-Dichloropropene	20.0	19.5		ug/L		98	70 - 130	1	20
Cyclohexane	20.0	21.0		ug/L		105	70 - 130	1	20
Dichlorobromomethane	20.0	19.1		ug/L		95	70 - 130	1	20
Dichlorodifluoromethane	20.0	21.2		ug/L		106	40 - 160	2	20
Ethylbenzene	20.0	19.0		ug/L		95	70 - 130	2	20
Isopropylbenzene	20.0	20.0		ug/L		100	70 - 130	1	20
Methyl acetate	40.0	49.2		ug/L		123	70 - 130	1	20
Methyl tert-butyl ether	20.0	19.5		ug/L		97	70 - 130	3	20
Methylcyclohexane	20.0	21.0		ug/L		105	70 - 130	0	20
Methylene Chloride	20.0	19.9		ug/L		99	70 - 130	1	20
Styrene	20.0	19.3		ug/L		96	70 - 130	2	20
Tetrachloroethene	20.0	19.4		ug/L		97	70 - 130	2	20
Toluene	20.0	18.8		ug/L		94	70 - 130	2	20
trans-1,2-Dichloroethene	20.0	19.2		ug/L		96	70 - 130	1	20
trans-1,3-Dichloropropene	20.0	19.2		ug/L		96	70 - 130	2	20
Trichloroethene	20.0	19.5		ug/L		97	70 - 130	3	20
Trichlorofluoromethane	20.0	20.9		ug/L		105	40 - 160	2	20
Vinyl chloride	20.0	19.8		ug/L		99	70 - 130	1	20
Xylenes, Total	40.0	38.6		ug/L		96	70 - 130	2	20

Surrogate	*LCSD %Recovery*	*LCSD Qualifier*	*Limits*
1,2-Dichloroethane-d4 (Surr)	*96*		*70 - 130*
4-Bromofluorobenzene	*103*		*70 - 130*
Dibromofluoromethane (Surr)	*100*		*70 - 130*
Toluene-d8 (Surr)	*97*		*70 - 130*

Method: 8260D SIM - Volatile Organic Compounds (GC/MS)

Lab Sample ID: MB 460-961284/8
Matrix: Water
Analysis Batch: 961284

Client Sample ID: Method Blank
Prep Type: Total/NA

Analyte	MB Result	MB Qualifier	RL	MDL	Unit	D	Prepared	Analyzed	Dil Fac
1,2,3-Trichloropropane	0.012	U	0.030	0.012	ug/L			02/26/24 23:23	1
1,2-Dibromo-3-Chloropropane	0.010	U	0.020	0.010	ug/L			02/26/24 23:23	1
1,4-Dioxane	0.33	U	0.40	0.33	ug/L			02/26/24 23:23	1
Ethylene Dibromide	0.0079	U	0.020	0.0079	ug/L			02/26/24 23:23	1

Surrogate	*MB %Recovery*	*MB Qualifier*	*Limits*	*Prepared*	*Analyzed*	*Dil Fac*
4-Bromofluorobenzene	*105*		*70 - 130*		*02/26/24 23:23*	*1*

Method: 8260D SIM - Volatile Organic Compounds (GC/MS) (Continued)

Lab Sample ID: LCS 460-961284/3
Matrix: Water
Analysis Batch: 961284

Client Sample ID: Lab Control Sample
Prep Type: Total/NA

Analyte	Spike Added	LCS Result	LCS Qualifier	Unit	D	%Rec	%Rec Limits
1,2,3-Trichloropropane	0.0500	0.0546		ug/L		109	40 - 160
1,2-Dibromo-3-Chloropropane	0.0500	0.0597		ug/L		119	40 - 160
1,4-Dioxane	5.00	5.22		ug/L		104	40 - 160
Ethylene Dibromide	0.0500	0.0501		ug/L		100	70 - 130

Surrogate	*LCS %Recovery*	*LCS Qualifier*	*Limits*
4-Bromofluorobenzene	*104*		*70 - 130*

Lab Sample ID: LCSD 460-961284/5
Matrix: Water
Analysis Batch: 961284

Client Sample ID: Lab Control Sample Dup
Prep Type: Total/NA

Analyte	Spike Added	LCSD Result	LCSD Qualifier	Unit	D	%Rec	%Rec Limits	RPD	RPD Limit
1,2,3-Trichloropropane	0.0500	0.0545		ug/L		109	40 - 160	0	20
1,2-Dibromo-3-Chloropropane	0.0500	0.0558		ug/L		112	40 - 160	7	20
1,4-Dioxane	5.00	4.91		ug/L		98	40 - 160	6	20
Ethylene Dibromide	0.0500	0.0492		ug/L		98	70 - 130	2	20

Surrogate	*LCSD %Recovery*	*LCSD Qualifier*	*Limits*
4-Bromofluorobenzene	*107*		*70 - 130*

Method: 8270E SIM ID - Semivolatile Organic Compounds (GC/MS SIM / Isotope Dilution)

Lab Sample ID: MB 460-961177/1-A
Matrix: Water
Analysis Batch: 961191

Client Sample ID: Method Blank
Prep Type: Total/NA
Prep Batch: 961177

Analyte	MB Result	MB Qualifier	RL	MDL	Unit	D	Prepared	Analyzed	Dil Fac
1,4-Dioxane	0.072	U	0.20	0.072	ug/L		02/26/24 08:40	02/26/24 11:39	1

Isotope Dilution	*MB %Recovery*	*MB Qualifier*	*Limits*	*Prepared*	*Analyzed*	*Dil Fac*
1,4-Dioxane-d8	*29*		*10 - 150*	*02/26/24 08:40*	*02/26/24 11:39*	*1*

Lab Sample ID: LCS 460-961177/2-A
Matrix: Water
Analysis Batch: 961191

Client Sample ID: Lab Control Sample
Prep Type: Total/NA
Prep Batch: 961177

Analyte	Spike Added	LCS Result	LCS Qualifier	Unit	D	%Rec	%Rec Limits
1,4-Dioxane	1.60	1.24		ug/L		78	50 - 142

Isotope Dilution	*LCS %Recovery*	*LCS Qualifier*	*Limits*
1,4-Dioxane-d8	*37*		*10 - 150*

Lab Sample ID: LCSD 460-961177/3-A
Matrix: Water
Analysis Batch: 961191

Client Sample ID: Lab Control Sample Dup
Prep Type: Total/NA
Prep Batch: 961177

Analyte	Spike Added	LCSD Result	LCSD Qualifier	Unit	D	%Rec	%Rec Limits	RPD	RPD Limit
1,4-Dioxane	1.60	1.27		ug/L		79	50 - 142	2	20

Method: 8270E SIM ID - Semivolatile Organic Compounds (GC/MS SIM / Isotope Dilution) (Continued)

Isotope Dilution	LCSD %Recovery	LCSD Qualifier	Limits
1,4-Dioxane-d8	32		10 - 150

Method: 6020B - Metals (ICP/MS)

Lab Sample ID: LCS 460-961723/21-A — **Client Sample ID: Lab Control Sample**
Matrix: Water — **Prep Type: Total Recoverable**
Analysis Batch: 961679 — **Prep Batch: 961723**

Analyte	Spike Added	LCS Result	LCS Qualifier	Unit	D	%Rec	%Rec Limits
Arsenic	50.0	54.56		ug/L		109	80 - 120
Lead	25.0	27.05		ug/L		108	80 - 120

Lab Sample ID: MB 460-962260/1-A — **Client Sample ID: Method Blank**
Matrix: Water — **Prep Type: Total Recoverable**
Analysis Batch: 962358 — **Prep Batch: 962260**

Analyte	MB Result	MB Qualifier	RL	MDL	Unit	D	Prepared	Analyzed	Dil Fac
Arsenic	1.2	U	2.0	1.2	ug/L		03/04/24 07:49	03/04/24 15:50	1
Lead	0.42	U	1.2	0.42	ug/L		03/04/24 07:49	03/04/24 15:50	1

Lab Sample ID: LCS 460-962260/2-A — **Client Sample ID: Lab Control Sample**
Matrix: Water — **Prep Type: Total Recoverable**
Analysis Batch: 962358 — **Prep Batch: 962260**

Analyte	Spike Added	LCS Result	LCS Qualifier	Unit	D	%Rec	%Rec Limits
Arsenic	50.0	50.05		ug/L		100	80 - 120
Lead	25.0	24.98		ug/L		100	80 - 120

Lab Sample ID: 460-298740-1 MS — **Client Sample ID: OB-3-022224**
Matrix: Water — **Prep Type: Total Recoverable**
Analysis Batch: 962358 — **Prep Batch: 962260**

Analyte	Sample Result	Sample Qualifier	Spike Added	MS Result	MS Qualifier	Unit	D	%Rec	%Rec Limits
Arsenic	1.2	U	50.0	49.85		ug/L		100	75 - 125
Lead	0.42	U	25.0	25.34		ug/L		101	75 - 125

Lab Sample ID: 460-298740-1 DU — **Client Sample ID: OB-3-022224**
Matrix: Water — **Prep Type: Total Recoverable**
Analysis Batch: 962358 — **Prep Batch: 962260**

Analyte	Sample Result	Sample Qualifier	DU Result	DU Qualifier	Unit	D	RPD	RPD Limit
Arsenic	1.2	U	1.2	U	ug/L		NC	20
Lead	0.42	U	0.42	U	ug/L		NC	20

Lab Sample ID: MB 460-961715/1-B — **Client Sample ID: Method Blank**
Matrix: Water — **Prep Type: Dissolved**
Analysis Batch: 961679 — **Prep Batch: 961723**

Analyte	MB Result	MB Qualifier	RL	MDL	Unit	D	Prepared	Analyzed	Dil Fac
Arsenic	1.2	U	2.0	1.2	ug/L		02/28/24 19:56	02/28/24 20:47	1
Lead	0.42	U	1.2	0.42	ug/L		02/28/24 19:56	02/28/24 20:47	1

Method: 6020B - Metals (ICP/MS) (Continued)

Lab Sample ID: 460-298768-L-2-W MS
Matrix: Water
Analysis Batch: 961679

Client Sample ID: Matrix Spike
Prep Type: Dissolved
Prep Batch: 961723

Analyte	Sample Result	Sample Qualifier	Spike Added	MS Result	MS Qualifier	Unit	D	%Rec	%Rec Limits		
Arsenic	1.2	J	50.0	51.32		ug/L		103	75 - 125		
Lead	0.42	U	25.0	22.37		ug/L		89	75 - 125		

Lab Sample ID: 460-298768-L-2-X MSD
Matrix: Water
Analysis Batch: 961679

Client Sample ID: Matrix Spike Duplicate
Prep Type: Dissolved
Prep Batch: 961723

Analyte	Sample Result	Sample Qualifier	Spike Added	MSD Result	MSD Qualifier	Unit	D	%Rec	%Rec Limits	RPD	RPD Limit
Arsenic	1.2	J	50.0	50.52		ug/L		101	75 - 125	2	20
Lead	0.42	U	25.0	24.66		ug/L		99	75 - 125	10	20

Lab Sample ID: 460-298768-L-2-V DU
Matrix: Water
Analysis Batch: 961679

Client Sample ID: Duplicate
Prep Type: Dissolved
Prep Batch: 961723

Analyte	Sample Result	Sample Qualifier		DU Result	DU Qualifier	Unit	D			RPD	RPD Limit
Arsenic	1.2	J		1.29	J	ug/L				8	20
Lead	0.42	U		0.42	U	ug/L				NC	20

QC Association Summary

Client: Cornerstone Environmental Group, LLC
Project/Site: FORD Ringwood Mines E203361 (2024)

Job ID: 460-298740-1

GC/MS VOA

Analysis Batch: 961284

Lab Sample ID	Client Sample ID	Prep Type	Matrix	Method	Prep Batch
460-298740-1	OB-3-022224	Total/NA	Water	8260D SIM	
MB 460-961284/8	Method Blank	Total/NA	Water	8260D SIM	
LCS 460-961284/3	Lab Control Sample	Total/NA	Water	8260D SIM	
LCSD 460-961284/5	Lab Control Sample Dup	Total/NA	Water	8260D SIM	

Analysis Batch: 961576

Lab Sample ID	Client Sample ID	Prep Type	Matrix	Method	Prep Batch
460-298740-1	OB-3-022224	Total/NA	Water	8260D	
MB 460-961576/9	Method Blank	Total/NA	Water	8260D	
LCS 460-961576/3	Lab Control Sample	Total/NA	Water	8260D	
LCSD 460-961576/4	Lab Control Sample Dup	Total/NA	Water	8260D	

GC/MS Semi VOA

Prep Batch: 961177

Lab Sample ID	Client Sample ID	Prep Type	Matrix	Method	Prep Batch
460-298740-1	OB-3-022224	Total/NA	Water	3510C	
MB 460-961177/1-A	Method Blank	Total/NA	Water	3510C	
LCS 460-961177/2-A	Lab Control Sample	Total/NA	Water	3510C	
LCSD 460-961177/3-A	Lab Control Sample Dup	Total/NA	Water	3510C	

Analysis Batch: 961191

Lab Sample ID	Client Sample ID	Prep Type	Matrix	Method	Prep Batch
460-298740-1	OB-3-022224	Total/NA	Water	8270E SIM ID	961177
MB 460-961177/1-A	Method Blank	Total/NA	Water	8270E SIM ID	961177
LCS 460-961177/2-A	Lab Control Sample	Total/NA	Water	8270E SIM ID	961177
LCSD 460-961177/3-A	Lab Control Sample Dup	Total/NA	Water	8270E SIM ID	961177

Metals

Analysis Batch: 961679

Lab Sample ID	Client Sample ID	Prep Type	Matrix	Method	Prep Batch
460-298740-1	OB-3-022224	Dissolved	Water	6020B	961723
MB 460-961715/1-B	Method Blank	Dissolved	Water	6020B	961723
LCS 460-961723/21-A	Lab Control Sample	Total Recoverable	Water	6020B	961723
460-298768-L-2-W MS	Matrix Spike	Dissolved	Water	6020B	961723
460-298768-L-2-X MSD	Matrix Spike Duplicate	Dissolved	Water	6020B	961723
460-298768-L-2-V DU	Duplicate	Dissolved	Water	6020B	961723

Filtration Batch: 961715

Lab Sample ID	Client Sample ID	Prep Type	Matrix	Method	Prep Batch
460-298740-1	OB-3-022224	Dissolved	Water	FILTRATION	
MB 460-961715/1-B	Method Blank	Dissolved	Water	FILTRATION	
460-298768-L-2-W MS	Matrix Spike	Dissolved	Water	FILTRATION	
460-298768-L-2-X MSD	Matrix Spike Duplicate	Dissolved	Water	FILTRATION	
460-298768-L-2-V DU	Duplicate	Dissolved	Water	FILTRATION	

Prep Batch: 961723

Lab Sample ID	Client Sample ID	Prep Type	Matrix	Method	Prep Batch
460-298740-1	OB-3-022224	Dissolved	Water	3005A	961715
MB 460-961715/1-B	Method Blank	Dissolved	Water	3005A	961715
LCS 460-961723/21-A	Lab Control Sample	Total Recoverable	Water	3005A	

Metals (Continued)

Prep Batch: 961723 (Continued)

Lab Sample ID	Client Sample ID	Prep Type	Matrix	Method	Prep Batch
460-298768-L-2-W MS	Matrix Spike	Dissolved	Water	3005A	961715
460-298768-L-2-X MSD	Matrix Spike Duplicate	Dissolved	Water	3005A	961715
460-298768-L-2-V DU	Duplicate	Dissolved	Water	3005A	961715

Prep Batch: 962260

Lab Sample ID	Client Sample ID	Prep Type	Matrix	Method	Prep Batch
460-298740-1	OB-3-022224	Total Recoverable	Water	3005A	
MB 460-962260/1-A	Method Blank	Total Recoverable	Water	3005A	
LCS 460-962260/2-A	Lab Control Sample	Total Recoverable	Water	3005A	
460-298740-1 MS	OB-3-022224	Total Recoverable	Water	3005A	
460-298740-1 DU	OB-3-022224	Total Recoverable	Water	3005A	

Analysis Batch: 962358

Lab Sample ID	Client Sample ID	Prep Type	Matrix	Method	Prep Batch
460-298740-1	OB-3-022224	Total Recoverable	Water	6020B	962260
MB 460-962260/1-A	Method Blank	Total Recoverable	Water	6020B	962260
LCS 460-962260/2-A	Lab Control Sample	Total Recoverable	Water	6020B	962260
460-298740-1 MS	OB-3-022224	Total Recoverable	Water	6020B	962260
460-298740-1 DU	OB-3-022224	Total Recoverable	Water	6020B	962260

Lab Chronicle

Client: Cornerstone Environmental Group, LLC
Project/Site: FORD Ringwood Mines E203361 (2024)

Job ID: 460-298740-1

Client Sample ID: OB-3-022224

Date Collected: 02/22/24 10:10
Date Received: 02/22/24 19:00

Lab Sample ID: 460-298740-1

Matrix: Water

Prep Type	Batch Type	Batch Method	Run	Dilution Factor	Batch Number	Analyst	Lab	Prepared or Analyzed
Total/NA	Analysis	8260D		1	961576	MZS	EET EDI	02/28/24 21:01
Total/NA	Analysis	8260D SIM		1	961284	KLB	EET EDI	02/27/24 06:37
Total/NA	Prep	3510C			961177	AXB	EET EDI	02/26/24 08:40
Total/NA	Analysis	8270E SIM ID		1	961191	MDJ	EET EDI	02/26/24 15:17
Dissolved	Filtration	FILTRATION			961715	VAD	EET EDI	02/28/24 19:47
Dissolved	Prep	3005A			961723	VAD	EET EDI	02/28/24 19:56
Dissolved	Analysis	6020B		1	961679	CDC	EET EDI	02/28/24 21:23
Total Recoverable	Prep	3005A			962260	JKF	EET EDI	03/04/24 07:49
Total Recoverable	Analysis	6020B		1	962358	FBT	EET EDI	03/04/24 16:02

Laboratory References:

EET EDI = Eurofins Edison, 777 New Durham Road, Edison, NJ 08817, TEL (732)549-3900

Accreditation/Certification Summary

Client: Cornerstone Environmental Group, LLC
Job ID: 460-298740-1
Project/Site: FORD Ringwood Mines E203361 (2024)

Laboratory: Eurofins Edison

Unless otherwise noted, all analytes for this laboratory were covered under each accreditation/certification below.

Authority	Program	Identification Number	Expiration Date
New Jersey	NELAP	12028	06-30-24

The following analytes are included in this report, but the laboratory is not certified by the governing authority. This list may include analytes for which the agency does not offer certification.

Analysis Method	Prep Method	Matrix	Analyte
8260D SIM		Water	1,2,3-Trichloropropane
8260D SIM		Water	1,2-Dibromo-3-Chloropropane
8260D SIM		Water	Ethylene Dibromide

Method Summary

Client: Cornerstone Environmental Group, LLC
Project/Site: FORD Ringwood Mines E203361 (2024)

Job ID: 460-298740-1

Method	Method Description	Protocol	Laboratory
8260D	Volatile Organic Compounds by GC/MS	SW846	EET EDI
8260D SIM	Volatile Organic Compounds (GC/MS)	SW846	EET EDI
8270E SIM ID	Semivolatile Organic Compounds (GC/MS SIM / Isotope Dilution)	SW846	EET EDI
6020B	Metals (ICP/MS)	SW846	EET EDI
3005A	Preparation, Total Recoverable or Dissolved Metals	SW846	EET EDI
3510C	Liquid-Liquid Extraction (Separatory Funnel)	SW846	EET EDI
5030C	Purge and Trap	SW846	EET EDI
FILTRATION	Sample Filtration	None	EET EDI

Protocol References:

None = None

SW846 = "Test Methods For Evaluating Solid Waste, Physical/Chemical Methods", Third Edition, November 1986 And Its Updates.

Laboratory References:

EET EDI = Eurofins Edison, 777 New Durham Road, Edison, NJ 08817, TEL (732)549-3900

Sample Summary

Client: Cornerstone Environmental Group, LLC
Project/Site: FORD Ringwood Mines E203361 (2024)

Job ID: 460-298740-1

Lab Sample ID	Client Sample ID	Matrix	Collected	Received
460-298740-1	OB-3-022224	Water	02/22/24 10:10	02/22/24 19:00

Chain of Custody Record

634824

eurofins | Environment Testing America

Address. _____

Regulatory Program ☐ DW ☐ NPDES ☐ RCRA ☐ Other

TAL-8210

Client Contact	Project Manager: Tim Roeper	Site Contact:	Date:	COC No
Company Name: Tetra Tech	Tel/Email tim.roeper@tetratech.com	Lab Contact:	Carrier:	1 of 1 COCs
Address: 100 Crystal Run Rd	Analysis Turnaround Time			Sampler:
City/State/Zip: Middletown NY	☒ CALENDAR DAYS ☐ WORKING DAYS			For Lab Use Only:
Phone:	TAT if different from Below _____			Walk-in Client:
Fax:	☒ 2 weeks			Lab Sampling
Project Name: FORD Ringwood Mines	☐ 1 week			Job / SDG No: 298740
Site:	☐ 2 days			
PO# 209-4213111-003	☐ 1 day			

Sample Identification	Sample Date	Sample Time	Sample Type (C=Comp, G=Grab)	Matrix	# of Cont.	Filtered Sample (Y/N)	Perform MS / MSD (Y/N)	8260D-TCL VOCs	6020B-AS,Pb	6020B DISS AS,Pb	8270E-1,4 Dioxane	W/Isotope Dilution	Sample Specific Notes:
OB-3-022224	02/22/24	1010	G	GW	8	N	N	X	X	X	X		

460-298740 Chain of Custody

ELMSFORD 272

Preservation Used: 1= Ice, 2= HCl; 3= H2SO4; 4=HNO3; 5=NaOH; 6= Other _____

Possible Hazard Identification
Are any samples from a listed EPA Hazardous Waste? Please List any EPA Waste Codes for the sample in the Comments Section if the lab is to dispose of the sample.

☒ Non-Hazard ☐ Flammable ☐ Skin Irritant ☐ Poison B ☐ Unknown

Sample Disposal (A fee may be assessed if samples are retained longer than 1 month)

☐ Return to Client ☒ Disposal by Lab ☐ Archive for _____ Months

Special Instructions/QC Requirements & Comments.

Custody Seals Intact: ☐ Yes ☐ No | Custody Seal No. | Cooler Temp (°C): Obs'd. _____ Corr'd. _____ Therm ID No. _____

Relinquished by:	Company:	Date/Time:	Received by:	Company:	Date/Time:
Nicole Scalia [signature]	TE	10 50 2/22/24	[signature]	ETA	2-22-24 1050
[signature]	ETA 2-22-24	1700			
[signature]	[signature]	2/22/24 1900	Received in Laboratory by: [signature]	ECTA	2/24/22 19:00

2024 229 1620 [signature]

3/4/2024

Page ____ of ____

Eurofins TestAmerica Edison
Receipt Temperature and pH Log

Job Number: 298740

Number of Coolers: 2 IR Gun # 9

Cooler Temperatures

	RAW	CORRECTED		RAW	CORRECTED		RAW	CORRECTED
Cooler #1:	20 °C	24 °C	Cooler #4:	°C	°C	Cooler #7:	°C	°C
Cooler #2:	16 °C	20 °C	Cooler #5:	°C	°C	Cooler #8:	°C	°C
Cooler #3:	°C	°C	Cooler #6:	°C	°C	Cooler #9:	°C	°C

TALS Sample Number	Ammonia (pH<2)	COD (pH<2)	Nitrate Nitrite (pH<2)	Metals* (pH<2)	Hardness (pH<2)	Pest (pH 5-9)	EPH or QAM (pH<2)	Phenols (pH<2)	Sulfide (pH>9)	TKN (pH<2)	TOC (pH<2)	Total Cyanide (pH>12)	Total Phos (pH<2)	Other	Other
				<2											

If pH adjustments are required record the information below:

Sample No(s). adjusted: _____

Preservative Name/Conc. _____ Volume of Preservative used (ml) _____

Lot # of Preservative(s). _____ Expiration Date _____

The appropriate Project Manager and Department Manager should be notified about the samples which were pH adjusted.

** Samples for Metal analysis which are out of compliance must be acidified at least 24 hours prior to analysis.*

EDS-WI-038 Rev 4.1
10/22/2019

Initials: [signature] Date: 22224

Login Sample Receipt Checklist

Client: Cornerstone Environmental Group, LLC

Job Number: 460-298740-1

Login Number: 298740
List Number: 1
Creator: Rivera, Kenneth

List Source: Eurofins Edison

Question	Answer	Comment
Radioactivity wasn't checked or is </= background as measured by a survey meter.	N/A	
The cooler's custody seal, if present, is intact.	True	
Sample custody seals, if present, are intact.	True	
The cooler or samples do not appear to have been compromised or tampered with.	True	
Samples were received on ice.	True	
Cooler Temperature is acceptable.	True	
Cooler Temperature is recorded.	True	
COC is present.	True	
COC is filled out in ink and legible.	True	
COC is filled out with all pertinent information.	True	
Is the Field Sampler's name present on COC?	True	
There are no discrepancies between the containers received and the COC.	True	
Samples are received within Holding Time (excluding tests with immediate HTs)	True	
Sample containers have legible labels.	True	
Containers are not broken or leaking.	True	
Sample collection date/times are provided.	True	
Appropriate sample containers are used.	True	
Sample bottles are completely filled.	True	
Sample Preservation Verified.	True	
There is sufficient vol. for all requested analyses, incl. any requested MS/MSDs	True	
Containers requiring zero headspace have no headspace or bubble is <6mm (1/4").	True	
Multiphasic samples are not present.	True	
Samples do not require splitting or compositing.	True	
Residual Chlorine Checked.	N/A	

eurofins | Environment Testing

ANALYTICAL REPORT

PREPARED FOR

Attn: Dr. Tim Roeper
Cornerstone Environmental Group, LLC
100 Crystal Run Road
Suite 101
Middletown, New York 10941

Generated 3/7/2024 4:03:28 PM

JOB DESCRIPTION

FORD Ringwood Mines E203361 (2024)

JOB NUMBER

460-298741-1

Eurofins Edison
777 New Durham Road
Edison NJ 08817

See page two for job notes and contact information.

my EOL

Eurofins Edison

Job Notes

This report may not be reproduced except in full, and with written approval from the laboratory. The results relate only to the samples tested. For questions please contact the Project Manager at the e-mail address or telephone number listed on this page.

The test results in this report relate only to the samples as received by the laboratory and will meet all requirements of the methodology, with any exceptions noted. This report shall not be reproduced except in full, without the express written approval of the laboratory. All questions should be directed to the Eurofins Environment Testing Northeast, LLC Project Manager.

Authorization

Generated
3/7/2024 4:03:28 PM

Authorized for release by
Karen Smetanka, Project Manager I
karen.Smetanka@et.eurofinsus.com
Designee for
Maria Luisa Cruz, Project Manager II
Maria.Cruz@et.eurofinsus.com
(732)549-3900

Table of Contents

Cover Page 1
Table of Contents 3
Definitions/Glossary 4
Case Narrative 5
Detection Summary 8
Client Sample Results 10
Surrogate Summary 25
Isotope Dilution Summary 26
QC Sample Results 27
QC Association Summary 39
Lab Chronicle 42
Certification Summary 45
Method Summary 46
Sample Summary 47
Chain of Custody 48
Receipt Checklists 50

Qualifiers

GC/MS VOA

Qualifier	Qualifier Description
J	Result is less than the RL but greater than or equal to the MDL and the concentration is an approximate value.
U	Indicates the analyte was analyzed for but not detected.

GC/MS Semi VOA

Qualifier	Qualifier Description
U	Indicates the analyte was analyzed for but not detected.

Metals

Qualifier	Qualifier Description
J	Result is less than the RL but greater than or equal to the MDL and the concentration is an approximate value.
U	Indicates the analyte was analyzed for but not detected.

Glossary

Abbreviation	These commonly used abbreviations may or may not be present in this report.
¤	Listed under the "D" column to designate that the result is reported on a dry weight basis
%R	Percent Recovery
CFL	Contains Free Liquid
CFU	Colony Forming Unit
CNF	Contains No Free Liquid
DER	Duplicate Error Ratio (normalized absolute difference)
Dil Fac	Dilution Factor
DL	Detection Limit (DoD/DOE)
DL, RA, RE, IN	Indicates a Dilution, Re-analysis, Re-extraction, or additional Initial metals/anion analysis of the sample
DLC	Decision Level Concentration (Radiochemistry)
EDL	Estimated Detection Limit (Dioxin)
LOD	Limit of Detection (DoD/DOE)
LOQ	Limit of Quantitation (DoD/DOE)
MCL	EPA recommended "Maximum Contaminant Level"
MDA	Minimum Detectable Activity (Radiochemistry)
MDC	Minimum Detectable Concentration (Radiochemistry)
MDL	Method Detection Limit
ML	Minimum Level (Dioxin)
MPN	Most Probable Number
MQL	Method Quantitation Limit
NC	Not Calculated
ND	Not Detected at the reporting limit (or MDL or EDL if shown)
NEG	Negative / Absent
POS	Positive / Present
PQL	Practical Quantitation Limit
PRES	Presumptive
QC	Quality Control
RER	Relative Error Ratio (Radiochemistry)
RL	Reporting Limit or Requested Limit (Radiochemistry)
RPD	Relative Percent Difference, a measure of the relative difference between two points
TEF	Toxicity Equivalent Factor (Dioxin)
TEQ	Toxicity Equivalent Quotient (Dioxin)
TNTC	Too Numerous To Count

DATA OF KNOWN QUALITY CONFORMANCE/NON-CONFORMANCE SUMMARY QUESTIONNAIRE

Laboratory Name: Eurofins Edison

Client: Cornerstone Environmental Group, LLC

Project Location: FORD Ringwood Mines E203361 (2024)

Project Number: 460-298741-1

Laboratory Sample ID(s): 460-298741-1, 460-298741-2, 460-298741-3, 460-298741-4, 460-298741-5, 460-298741-6, 460-298741-7, 460-298741-8, 460-298741-9

Sampling Date(s): 02/21/2024

List DKQP Methods Used: 8260D, 8260D SIM, 6020B

1	For each analytical method referenced in this laboratory report package, were all specified QA/QC performance criteria followed, including the requirement to explain any criteria falling outside of acceptable guidelines, as specified in the NJDEP Data of Known Quality performance standards?	☑Yes ☐No
1A	Were the method specified handling, preservation, and holding time requirements met?	☐Yes ☐No ☑ See case narrative
1B	*EPH Method:* Was the EPH method conducted without significant modifications? (see Section 11.3 of respective DKQ methods)	☐Yes ☐No ☑N/A
2	Were all samples received by the laboratory in a condition consistent with that described on the associated chain-of-custody documents(s)?	☐Yes ☐No ☑ See case narrative
3	Were samples received at an appropriate temperature (4±2° C)?	☑Yes ☐No ☐N/A
4	Were all QA/QC performance criteria specified in the NJDEP DKQP standards achieved?	☐Yes ☑No
5	a) Were reporting limits specified or referenced on the chain-of-custody or communicated to the laboratory prior to sample receipt?	☐Yes ☐No ☑ See case narrative
	b) Were these reporting limits met?	☐Yes ☐No ☐N/A ☑ See case narrative
6	For each analytical method referenced in this laboratory report package, were results reported for all constituents identified in the method-specific analyte lists presented in the DKQP documents and/or site-specific QAPP?	☑Yes ☐No
7	Are project-specific matrix spike and/or laboratory duplicates included in this data set?	☐Yes ☑No

Notes: For all questions to which the response was "No" (with the exception of question #7), additional information should be provided in an attached narrative. If the answer to question #1, #1A, or #1B is "No", the data package does not meet requirements for "Data of Known Quality."

CASE NARRATIVE

Client: Cornerstone Environmental Group, LLC

Project: FORD Ringwood Mines E203361 (2024)

Report Number: 460-298741-1

This case narrative is in the form of an exception report, where only the anomalies related to this report, method specific performance and/or QA/QC issues are discussed. If there are no issues to report, this narrative will include a statement that documents that there are no relevant data issues.

It should be noted that samples with elevated Reporting Limits (RLs) as a result of a dilution may not be able to satisfy customer reporting limits in some cases. Such increases in the RLs are unavoidable but acceptable consequence of sample dilution that enables quantification of target analytes or interferences which exceed the calibration range of the instrument.

Calculations are performed before rounding to avoid round-off errors in calculated results.

All holding times were met and proper preservation noted for the methods performed on these samples, unless otherwise detailed in the individual sections below.

RECEIPT
The samples were received on 2/22/2024 7:00 PM. Unless otherwise noted below, the samples arrived in good condition, and where required, properly preserved and on ice. The temperatures of the 2 coolers at receipt time were 2.0º C and 2.4º C.

Note: All samples which require thermal preservation are considered acceptable if the arrival temperature is within 2C of the required temperature or method specified range. For samples with a specified temperature of 4C, samples with a temperature ranging from just above freezing temperature of water to 6C shall be acceptable. Samples that are hand delivered immediately following collection may not meet these criteria, however they will be deemed acceptable according to NELAC standards, if there is evidence that the chilling process has begun, such as arrival on ice, etc.

VOLATILE ORGANIC COMPOUNDS (GC/MS) DKQP (TOTAL)
Samples RW-10S-(120-130)-022124 (460-298741-1), RW-10D-(185-195)-022124 (460-298741-2), RW-8D-(204-214)-022124 (460-298741-3), RW-8S-(163-173)-022124 (460-298741-4), RW-9S-(139-149)-022124 (460-298741-5), RW-9D-(206-216)-022124 (460-298741-6), RW-2D-(452-462)-022124 (460-298741-7), RW-2S-(279-289)-022124 (460-298741-8) and TB-02 (460-298741-9) were analyzed for Volatile Organic Compounds (GC/MS) DKQP (Total) in accordance with EPA SW-846 Method 8260D (DKQP). The samples were analyzed on 03/01/2024.

The minimum response factor in continuing calibration verification (CCV) associated with batch 460-961955 recovered outside acceptance criteria, low biased, for Bromomethane. A reporting limit (RL) standard was analyzed, and the target analyte was detected. Since the associated samples were non-detect for this analyte, the data have been reported.

The continuing calibration verification (CCV) analyzed in batch 460-961988 was outside the method criteria for the following analyte(s): Dichlorodifluoromethane. A CCV standard at or below the reporting limit (RL) was analyzed with the affected samples and found to be acceptable. As indicated in the reference method, sample analysis may proceed; however, any detection for the affected analyte(s) is considered estimated.

No difficulties were encountered during the Volatiles analysis.

All quality control parameters were within the acceptance limits.

VOLATILE ORGANIC COMPOUNDS (GC/MS) - SELECTED ION MODE (SIM) DKQP (TOTAL)
Samples RW-10S-(120-130)-022124 (460-298741-1), RW-10D-(185-195)-022124 (460-298741-2), RW-8D-(204-214)-022124 (460-298741-3), RW-8S-(163-173)-022124 (460-298741-4), RW-9S-(139-149)-022124 (460-298741-5), RW-9D-(206-216)-022124 (460-298741-6), RW-2D-(452-462)-022124 (460-298741-7), RW-2S-(279-289)-022124 (460-298741-8) and TB-02 (460-298741-9) were analyzed for Volatile Organic Compounds (GC/MS) - Selected Ion Mode (SIM) DKQP (Total) in accordance with EPA SW-846 Method 8260D (DKQP) - Selected Ion Mode (SIM) DKQP. The samples were analyzed on 02/29/2024 and 03/01/2024.

No difficulties were encountered during the VOA SIM analysis.

Job ID: 460-298741-1 (Continued)

All quality control parameters were within the acceptance limits.

SEMIVOLATILE ORGANIC COMPOUNDS - SELECTED ION MODE (SIM) - ISOTOPE DILUTION - 1,4 DIOXANE

Samples RW-10S-(120-130)-022124 (460-298741-1), RW-10D-(185-195)-022124 (460-298741-2), RW-8D-(204-214)-022124 (460-298741-3), RW-8S-(163-173)-022124 (460-298741-4), RW-9S-(139-149)-022124 (460-298741-5), RW-9D-(206-216)-022124 (460-298741-6), RW-2D-(452-462)-022124 (460-298741-7) and RW-2S-(279-289)-022124 (460-298741-8) were analyzed for semivolatile organic compounds - Selected Ion Mode (SIM) - Isotope Dilution - 1,4 Dioxane in accordance with EPA SW-846 Method 8270E SIM 1,4Dioxane. The samples were prepared and analyzed on 02/26/2024.

No difficulties were encountered during the 1,4 Dioxane analysis.

All quality control parameters were within the acceptance limits.

METALS DKQP (DISSOLVED)(ICP/MS)

Samples RW-10S-(120-130)-022124 (460-298741-1), RW-10D-(185-195)-022124 (460-298741-2), RW-8D-(204-214)-022124 (460-298741-3), RW-8S-(163-173)-022124 (460-298741-4), RW-9S-(139-149)-022124 (460-298741-5), RW-9D-(206-216)-022124 (460-298741-6), RW-2D-(452-462)-022124 (460-298741-7) and RW-2S-(279-289)-022124 (460-298741-8) were analyzed for Metals DKQP (Dissolved)(ICP/MS) in accordance with EPA SW-846 Method 6020B (DKQP). The samples were prepared and analyzed on 02/28/2024.

The following samples were not filtered and preserved within 15 minutes of sample collection in accordance with 40 CFR Part 136 Table II, Footnote 7, method 6020B. The samples were filtered prior to analysis at the laboratory.
RW-10S-(120-130)-022124 (460-298741-1), RW-10D-(185-195)-022124 (460-298741-2), RW-8D-(204-214)-022124 (460-298741-3), RW-8S-(163-173)-022124 (460-298741-4), RW-9S-(139-149)-022124 (460-298741-5), RW-9D-(206-216)-022124 (460-298741-6), RW-2D-(452-462)-022124 (460-298741-7) and RW-2S-(279-289)-022124 (460-298741-8)

For the duplicate of sample 460-298768-2. Refer to the QC report for details.

No other difficulties were encountered during the Metals DKQP (Dissolved)(ICP/MS) analysis.

All other quality control parameters were within the acceptance limits.

METALS DKQP (TOTAL)(ICP/MS)

Samples RW-10S-(120-130)-022124 (460-298741-1), RW-10D-(185-195)-022124 (460-298741-2), RW-8D-(204-214)-022124 (460-298741-3), RW-8S-(163-173)-022124 (460-298741-4), RW-9S-(139-149)-022124 (460-298741-5), RW-9D-(206-216)-022124 (460-298741-6), RW-2D-(452-462)-022124 (460-298741-7) and RW-2S-(279-289)-022124 (460-298741-8) were analyzed for Metals DKQP (Total)(ICP/MS) in accordance with EPA SW-846 Method 6020B (DKQP). The samples were prepared and analyzed on 03/04/2024.

No difficulties were encountered during the Metals DKQP (Total)(ICP/MS) analysis.

All quality control parameters were within the acceptance limits.

Detection Summary

Client: Cornerstone Environmental Group, LLC
Project/Site: FORD Ringwood Mines E203361 (2024)

Job ID: 460-298741-1

Client Sample ID: RW-10S-(120-130)-022124 — Lab Sample ID: 460-298741-1

Analyte	Result	Qualifier	RL	MDL	Unit	Dil Fac	D	Method	Prep Type
2-Butanone (MEK)	4.7	J	5.0	1.9	ug/L	1		8260D	Total/NA
Acetone	44		5.0	4.4	ug/L	1		8260D	Total/NA
Arsenic	7.3		2.0	1.2	ug/L	1		6020B	Total Recoverable
Lead	1.3		1.2	0.42	ug/L	1		6020B	Total Recoverable
Arsenic	6.9		2.0	1.2	ug/L	1		6020B	Dissolved

Client Sample ID: RW-10D-(185-195)-022124 — Lab Sample ID: 460-298741-2

Analyte	Result	Qualifier	RL	MDL	Unit	Dil Fac	D	Method	Prep Type
Chloromethane	0.50	J	1.0	0.40	ug/L	1		8260D	Total/NA
Toluene	0.53	J	1.0	0.38	ug/L	1		8260D	Total/NA
Vinyl chloride	0.23	J	1.0	0.17	ug/L	1		8260D	Total/NA
Arsenic	5.1		2.0	1.2	ug/L	1		6020B	Total Recoverable
Arsenic	5.3		2.0	1.2	ug/L	1		6020B	Dissolved

Client Sample ID: RW-8D-(204-214)-022124 — Lab Sample ID: 460-298741-3

Analyte	Result	Qualifier	RL	MDL	Unit	Dil Fac	D	Method	Prep Type
Benzene	2.0		1.0	0.20	ug/L	1		8260D	Total/NA
Arsenic	1.3	J	2.0	1.2	ug/L	1		6020B	Dissolved

Client Sample ID: RW-8S-(163-173)-022124 — Lab Sample ID: 460-298741-4

Analyte	Result	Qualifier	RL	MDL	Unit	Dil Fac	D	Method	Prep Type
Benzene	0.57	J	1.0	0.20	ug/L	1		8260D	Total/NA
Arsenic	1.2	J	2.0	1.2	ug/L	1		6020B	Total Recoverable

Client Sample ID: RW-9S-(139-149)-022124 — Lab Sample ID: 460-298741-5

Analyte	Result	Qualifier	RL	MDL	Unit	Dil Fac	D	Method	Prep Type
Carbon disulfide	1.6		1.0	0.82	ug/L	1		8260D	Total/NA
Lead	0.57	J	1.2	0.42	ug/L	1		6020B	Total Recoverable

Client Sample ID: RW-9D-(206-216)-022124 — Lab Sample ID: 460-298741-6

Analyte	Result	Qualifier	RL	MDL	Unit	Dil Fac	D	Method	Prep Type
2-Butanone (MEK)	2.0	J	5.0	1.9	ug/L	1		8260D	Total/NA
Acetone	16		5.0	4.4	ug/L	1		8260D	Total/NA
Toluene	0.43	J	1.0	0.38	ug/L	1		8260D	Total/NA
Arsenic	1.5	J	2.0	1.2	ug/L	1		6020B	Total Recoverable
Arsenic	1.5	J	2.0	1.2	ug/L	1		6020B	Dissolved

Client Sample ID: RW-2D-(452-462)-022124 — Lab Sample ID: 460-298741-7

Analyte	Result	Qualifier	RL	MDL	Unit	Dil Fac	D	Method	Prep Type
1,4-Dioxane	1.6		0.40	0.33	ug/L	1		8260D SIM	Total/NA
Acetone	14		5.0	4.4	ug/L	1		8260D	Total/NA
Carbon disulfide	1.6		1.0	0.82	ug/L	1		8260D	Total/NA
Chloromethane	0.62	J	1.0	0.40	ug/L	1		8260D	Total/NA

This Detection Summary does not include radiochemical test results.

Eurofins Edison

Client Sample ID: RW-2D-(452-462)-022124 (Continued) — Lab Sample ID: 460-298741-7

Analyte	Result	Qualifier	RL	MDL	Unit	Dil Fac	D	Method	Prep Type
Methyl tert-butyl ether	0.43	J	1.0	0.22	ug/L	1		8260D	Total/NA
Toluene	0.80	J	1.0	0.38	ug/L	1		8260D	Total/NA
Vinyl chloride	0.27	J	1.0	0.17	ug/L	1		8260D	Total/NA
1,4-Dioxane	0.75		0.20	0.072	ug/L	1		8270E SIM ID	Total/NA
Arsenic	6.2		2.0	1.2	ug/L	1		6020B	Total Recoverable
Arsenic	5.0		2.0	1.2	ug/L	1		6020B	Dissolved

Client Sample ID: RW-2S-(279-289)-022124 — Lab Sample ID: 460-298741-8

Analyte	Result	Qualifier	RL	MDL	Unit	Dil Fac	D	Method	Prep Type
1,4-Dioxane	11		0.40	0.33	ug/L	1		8260D SIM	Total/NA
Benzene	0.25	J	1.0	0.20	ug/L	1		8260D	Total/NA
Carbon disulfide	1.1		1.0	0.82	ug/L	1		8260D	Total/NA
Chlorobenzene	2.8		1.0	0.38	ug/L	1		8260D	Total/NA
Chloromethane	0.47	J	1.0	0.40	ug/L	1		8260D	Total/NA
Methyl tert-butyl ether	0.23	J	1.0	0.22	ug/L	1		8260D	Total/NA
Toluene	0.95	J	1.0	0.38	ug/L	1		8260D	Total/NA
Vinyl chloride	0.28	J	1.0	0.17	ug/L	1		8260D	Total/NA
1,4-Dioxane	6.1		0.20	0.072	ug/L	1		8270E SIM ID	Total/NA
Arsenic	3.9		2.0	1.2	ug/L	1		6020B	Total Recoverable
Lead	0.58	J	1.2	0.42	ug/L	1		6020B	Total Recoverable
Arsenic	7.5		2.0	1.2	ug/L	1		6020B	Dissolved

Client Sample ID: TB-02 — Lab Sample ID: 460-298741-9

Analyte	Result	Qualifier	RL	MDL	Unit	Dil Fac	D	Method	Prep Type
Bromoform	0.65	J	1.0	0.54	ug/L	1		8260D	Total/NA
Chlorodibromomethane	0.51	J	1.0	0.28	ug/L	1		8260D	Total/NA
Chloromethane	0.42	J	1.0	0.40	ug/L	1		8260D	Total/NA

This Detection Summary does not include radiochemical test results.

Client Sample Results

Client: Cornerstone Environmental Group, LLC
Project/Site: FORD Ringwood Mines E203361 (2024)

Job ID: 460-298741-1

Client Sample ID: RW-10S-(120-130)-022124

Lab Sample ID: 460-298741-1

Date Collected: 02/21/24 10:30
Matrix: Water
Date Received: 02/22/24 19:00

Method: SW846 8260D SIM - Volatile Organic Compounds (GC/MS)

Analyte	Result	Qualifier	RL	MDL	Unit	D	Prepared	Analyzed	Dil Fac
1,2,3-Trichloropropane	0.012	U	0.030	0.012	ug/L			03/01/24 17:49	1
1,2-Dibromo-3-Chloropropane	0.010	U	0.020	0.010	ug/L			03/01/24 17:49	1
1,4-Dioxane	0.33	U	0.40	0.33	ug/L			03/01/24 17:49	1
Ethylene Dibromide	0.0079	U	0.020	0.0079	ug/L			03/01/24 17:49	1

Surrogate	*%Recovery*	*Qualifier*	*Limits*	*Prepared*	*Analyzed*	*Dil Fac*
4-Bromofluorobenzene	*99*		*70 - 130*		*03/01/24 17:49*	*1*

Method: SW846 8260D - Volatile Organic Compounds by GC/MS

Analyte	Result	Qualifier	RL	MDL	Unit	D	Prepared	Analyzed	Dil Fac
1,1,1-Trichloroethane	0.24	U	1.0	0.24	ug/L			03/01/24 04:41	1
1,1,2,2-Tetrachloroethane	0.37	U	1.0	0.37	ug/L			03/01/24 04:41	1
1,1,2-Trichloro-1,2,2-trifluoroethane	0.31	U	1.0	0.31	ug/L			03/01/24 04:41	1
1,1,2-Trichloroethane	0.20	U	1.0	0.20	ug/L			03/01/24 04:41	1
1,1-Dichloroethane	0.26	U	1.0	0.26	ug/L			03/01/24 04:41	1
1,1-Dichloroethene	0.26	U	1.0	0.26	ug/L			03/01/24 04:41	1
1,2,3-Trichlorobenzene	0.36	U	1.0	0.36	ug/L			03/01/24 04:41	1
1,2,4-Trichlorobenzene	0.37	U	1.0	0.37	ug/L			03/01/24 04:41	1
1,2-Dichlorobenzene	0.21	U	1.0	0.21	ug/L			03/01/24 04:41	1
1,2-Dichloroethane	0.43	U	1.0	0.43	ug/L			03/01/24 04:41	1
1,2-Dichloropropane	0.35	U	1.0	0.35	ug/L			03/01/24 04:41	1
1,3-Dichlorobenzene	0.34	U	1.0	0.34	ug/L			03/01/24 04:41	1
1,4-Dichlorobenzene	0.33	U	1.0	0.33	ug/L			03/01/24 04:41	1
2-Butanone (MEK)	**4.7**	**J**	5.0	1.9	ug/L			03/01/24 04:41	1
2-Hexanone	1.1	U	5.0	1.1	ug/L			03/01/24 04:41	1
4-Methyl-2-pentanone (MIBK)	1.3	U	5.0	1.3	ug/L			03/01/24 04:41	1
Acetone	**44**		5.0	4.4	ug/L			03/01/24 04:41	1
Benzene	0.20	U	1.0	0.20	ug/L			03/01/24 04:41	1
Bromoform	0.54	U	1.0	0.54	ug/L			03/01/24 04:41	1
Bromomethane	0.55	U	1.0	0.55	ug/L			03/01/24 04:41	1
Carbon disulfide	0.82	U	1.0	0.82	ug/L			03/01/24 04:41	1
Carbon tetrachloride	0.21	U	1.0	0.21	ug/L			03/01/24 04:41	1
Chlorobenzene	0.38	U	1.0	0.38	ug/L			03/01/24 04:41	1
Chlorobromomethane	0.41	U	1.0	0.41	ug/L			03/01/24 04:41	1
Chlorodibromomethane	0.28	U	1.0	0.28	ug/L			03/01/24 04:41	1
Chloroethane	0.32	U	1.0	0.32	ug/L			03/01/24 04:41	1
Chloroform	0.33	U	1.0	0.33	ug/L			03/01/24 04:41	1
Chloromethane	0.40	U	1.0	0.40	ug/L			03/01/24 04:41	1
cis-1,2-Dichloroethene	0.22	U	1.0	0.22	ug/L			03/01/24 04:41	1
cis-1,3-Dichloropropene	0.22	U	1.0	0.22	ug/L			03/01/24 04:41	1
Cyclohexane	0.32	U	1.0	0.32	ug/L			03/01/24 04:41	1
Dichlorobromomethane	0.34	U	1.0	0.34	ug/L			03/01/24 04:41	1
Dichlorodifluoromethane	0.31	U	1.0	0.31	ug/L			03/01/24 04:41	1
Ethylbenzene	0.30	U	1.0	0.30	ug/L			03/01/24 04:41	1
Isopropylbenzene	0.34	U	1.0	0.34	ug/L			03/01/24 04:41	1
Methyl acetate	0.79	U	5.0	0.79	ug/L			03/01/24 04:41	1
Methyl tert-butyl ether	0.22	U	1.0	0.22	ug/L			03/01/24 04:41	1
Methylcyclohexane	0.71	U	1.0	0.71	ug/L			03/01/24 04:41	1
Methylene Chloride	0.32	U	1.0	0.32	ug/L			03/01/24 04:41	1
Styrene	0.42	U	1.0	0.42	ug/L			03/01/24 04:41	1

Client Sample ID: RW-10S-(120-130)-022124

Lab Sample ID: 460-298741-1
Date Collected: 02/21/24 10:30
Matrix: Water
Date Received: 02/22/24 19:00

Method: SW846 8260D - Volatile Organic Compounds by GC/MS (Continued)

Analyte	Result	Qualifier	RL	MDL	Unit	D	Prepared	Analyzed	Dil Fac
Tetrachloroethene	0.25	U	1.0	0.25	ug/L			03/01/24 04:41	1
Toluene	0.38	U	1.0	0.38	ug/L			03/01/24 04:41	1
trans-1,2-Dichloroethene	0.24	U	1.0	0.24	ug/L			03/01/24 04:41	1
trans-1,3-Dichloropropene	0.22	U	1.0	0.22	ug/L			03/01/24 04:41	1
Trichloroethene	0.31	U	1.0	0.31	ug/L			03/01/24 04:41	1
Trichlorofluoromethane	0.32	U	1.0	0.32	ug/L			03/01/24 04:41	1
Vinyl chloride	0.17	U	1.0	0.17	ug/L			03/01/24 04:41	1
Xylenes, Total	0.65	U	2.0	0.65	ug/L			03/01/24 04:41	1

Surrogate	*%Recovery*	*Qualifier*	*Limits*	*Prepared*	*Analyzed*	*Dil Fac*
1,2-Dichloroethane-d4 (Surr)	*97*		*70 - 130*		*03/01/24 04:41*	*1*
4-Bromofluorobenzene	*95*		*70 - 130*		*03/01/24 04:41*	*1*
Dibromofluoromethane (Surr)	*91*		*70 - 130*		*03/01/24 04:41*	*1*
Toluene-d8 (Surr)	*110*		*70 - 130*		*03/01/24 04:41*	*1*

Method: SW846 8270E SIM ID - Semivolatile Organic Compounds (GC/MS SIM / Isotope Dilution)

Analyte	Result	Qualifier	RL	MDL	Unit	D	Prepared	Analyzed	Dil Fac
1,4-Dioxane	0.072	U	0.20	0.072	ug/L		02/26/24 08:40	02/26/24 15:32	1

Isotope Dilution	*%Recovery*	*Qualifier*	*Limits*	*Prepared*	*Analyzed*	*Dil Fac*
1,4-Dioxane-d8	*38*		*10 - 150*	*02/26/24 08:40*	*02/26/24 15:32*	*1*

Method: SW846 6020B - Metals (ICP/MS) - Total Recoverable

Analyte	Result	Qualifier	RL	MDL	Unit	D	Prepared	Analyzed	Dil Fac
Arsenic	**7.3**		2.0	1.2	ug/L		03/04/24 07:49	03/04/24 17:58	1
Lead	**1.3**		1.2	0.42	ug/L		03/04/24 07:49	03/04/24 17:58	1

Method: SW846 6020B - Metals (ICP/MS) - Dissolved

Analyte	Result	Qualifier	RL	MDL	Unit	D	Prepared	Analyzed	Dil Fac
Arsenic	**6.9**		2.0	1.2	ug/L		02/28/24 19:56	02/28/24 21:25	1
Lead	0.42	U	1.2	0.42	ug/L		02/28/24 19:56	02/28/24 21:25	1

Client Sample ID: RW-10D-(185-195)-022124

Lab Sample ID: 460-298741-2
Date Collected: 02/21/24 10:55
Matrix: Water
Date Received: 02/22/24 19:00

Method: SW846 8260D SIM - Volatile Organic Compounds (GC/MS)

Analyte	Result	Qualifier	RL	MDL	Unit	D	Prepared	Analyzed	Dil Fac
1,2,3-Trichloropropane	0.012	U	0.030	0.012	ug/L			02/29/24 15:53	1
1,2-Dibromo-3-Chloropropane	0.010	U	0.020	0.010	ug/L			02/29/24 15:53	1
1,4-Dioxane	0.33	U	0.40	0.33	ug/L			02/29/24 15:53	1
Ethylene Dibromide	0.0079	U	0.020	0.0079	ug/L			02/29/24 15:53	1

Surrogate	*%Recovery*	*Qualifier*	*Limits*	*Prepared*	*Analyzed*	*Dil Fac*
4-Bromofluorobenzene	*102*		*70 - 130*		*02/29/24 15:53*	*1*

Method: SW846 8260D - Volatile Organic Compounds by GC/MS

Analyte	Result	Qualifier	RL	MDL	Unit	D	Prepared	Analyzed	Dil Fac
1,1,1-Trichloroethane	0.24	U	1.0	0.24	ug/L			03/01/24 05:04	1
1,1,2,2-Tetrachloroethane	0.37	U	1.0	0.37	ug/L			03/01/24 05:04	1
1,1,2-Trichloro-1,2,2-trifluoroethane	0.31	U	1.0	0.31	ug/L			03/01/24 05:04	1
1,1,2-Trichloroethane	0.20	U	1.0	0.20	ug/L			03/01/24 05:04	1

Client Sample ID: RW-10D-(185-195)-022124

Lab Sample ID: 460-298741-2

Date Collected: 02/21/24 10:55

Matrix: Water

Date Received: 02/22/24 19:00

Method: SW846 8260D - Volatile Organic Compounds by GC/MS (Continued)

Analyte	Result	Qualifier	RL	MDL	Unit	D	Prepared	Analyzed	Dil Fac
1,1-Dichloroethane	0.26	U	1.0	0.26	ug/L			03/01/24 05:04	1
1,1-Dichloroethene	0.26	U	1.0	0.26	ug/L			03/01/24 05:04	1
1,2,3-Trichlorobenzene	0.36	U	1.0	0.36	ug/L			03/01/24 05:04	1
1,2,4-Trichlorobenzene	0.37	U	1.0	0.37	ug/L			03/01/24 05:04	1
1,2-Dichlorobenzene	0.21	U	1.0	0.21	ug/L			03/01/24 05:04	1
1,2-Dichloroethane	0.43	U	1.0	0.43	ug/L			03/01/24 05:04	1
1,2-Dichloropropane	0.35	U	1.0	0.35	ug/L			03/01/24 05:04	1
1,3-Dichlorobenzene	0.34	U	1.0	0.34	ug/L			03/01/24 05:04	1
1,4-Dichlorobenzene	0.33	U	1.0	0.33	ug/L			03/01/24 05:04	1
2-Butanone (MEK)	1.9	U	5.0	1.9	ug/L			03/01/24 05:04	1
2-Hexanone	1.1	U	5.0	1.1	ug/L			03/01/24 05:04	1
4-Methyl-2-pentanone (MIBK)	1.3	U	5.0	1.3	ug/L			03/01/24 05:04	1
Acetone	4.4	U	5.0	4.4	ug/L			03/01/24 05:04	1
Benzene	0.20	U	1.0	0.20	ug/L			03/01/24 05:04	1
Bromoform	0.54	U	1.0	0.54	ug/L			03/01/24 05:04	1
Bromomethane	0.55	U	1.0	0.55	ug/L			03/01/24 05:04	1
Carbon disulfide	0.82	U	1.0	0.82	ug/L			03/01/24 05:04	1
Carbon tetrachloride	0.21	U	1.0	0.21	ug/L			03/01/24 05:04	1
Chlorobenzene	0.38	U	1.0	0.38	ug/L			03/01/24 05:04	1
Chlorobromomethane	0.41	U	1.0	0.41	ug/L			03/01/24 05:04	1
Chlorodibromomethane	0.28	U	1.0	0.28	ug/L			03/01/24 05:04	1
Chloroethane	0.32	U	1.0	0.32	ug/L			03/01/24 05:04	1
Chloroform	0.33	U	1.0	0.33	ug/L			03/01/24 05:04	1
Chloromethane	**0.50**	**J**	1.0	0.40	ug/L			03/01/24 05:04	1
cis-1,2-Dichloroethene	0.22	U	1.0	0.22	ug/L			03/01/24 05:04	1
cis-1,3-Dichloropropene	0.22	U	1.0	0.22	ug/L			03/01/24 05:04	1
Cyclohexane	0.32	U	1.0	0.32	ug/L			03/01/24 05:04	1
Dichlorobromomethane	0.34	U	1.0	0.34	ug/L			03/01/24 05:04	1
Dichlorodifluoromethane	0.31	U	1.0	0.31	ug/L			03/01/24 05:04	1
Ethylbenzene	0.30	U	1.0	0.30	ug/L			03/01/24 05:04	1
Isopropylbenzene	0.34	U	1.0	0.34	ug/L			03/01/24 05:04	1
Methyl acetate	0.79	U	5.0	0.79	ug/L			03/01/24 05:04	1
Methyl tert-butyl ether	0.22	U	1.0	0.22	ug/L			03/01/24 05:04	1
Methylcyclohexane	0.71	U	1.0	0.71	ug/L			03/01/24 05:04	1
Methylene Chloride	0.32	U	1.0	0.32	ug/L			03/01/24 05:04	1
Styrene	0.42	U	1.0	0.42	ug/L			03/01/24 05:04	1
Tetrachloroethene	0.25	U	1.0	0.25	ug/L			03/01/24 05:04	1
Toluene	**0.53**	**J**	1.0	0.38	ug/L			03/01/24 05:04	1
trans-1,2-Dichloroethene	0.24	U	1.0	0.24	ug/L			03/01/24 05:04	1
trans-1,3-Dichloropropene	0.22	U	1.0	0.22	ug/L			03/01/24 05:04	1
Trichloroethene	0.31	U	1.0	0.31	ug/L			03/01/24 05:04	1
Trichlorofluoromethane	0.32	U	1.0	0.32	ug/L			03/01/24 05:04	1
Vinyl chloride	**0.23**	**J**	1.0	0.17	ug/L			03/01/24 05:04	1
Xylenes, Total	0.65	U	2.0	0.65	ug/L			03/01/24 05:04	1

Surrogate	*%Recovery*	*Qualifier*	*Limits*	*Prepared*	*Analyzed*	*Dil Fac*
1,2-Dichloroethane-d4 (Surr)	*98*		*70 - 130*		*03/01/24 05:04*	*1*
4-Bromofluorobenzene	*94*		*70 - 130*		*03/01/24 05:04*	*1*
Dibromofluoromethane (Surr)	*89*		*70 - 130*		*03/01/24 05:04*	*1*
Toluene-d8 (Surr)	*110*		*70 - 130*		*03/01/24 05:04*	*1*

Client Sample Results

Client: Cornerstone Environmental Group, LLC
Project/Site: FORD Ringwood Mines E203361 (2024)

Job ID: 460-298741-1

Client Sample ID: RW-10D-(185-195)-022124

Lab Sample ID: 460-298741-2
Date Collected: 02/21/24 10:55
Matrix: Water
Date Received: 02/22/24 19:00

Method: SW846 8270E SIM ID - Semivolatile Organic Compounds (GC/MS SIM / Isotope Dilution)

Analyte	Result	Qualifier	RL	MDL	Unit	D	Prepared	Analyzed	Dil Fac
1,4-Dioxane	0.072	U	0.20	0.072	ug/L		02/26/24 08:40	02/26/24 15:48	1

Isotope Dilution	*%Recovery*	*Qualifier*	*Limits*	*Prepared*	*Analyzed*	*Dil Fac*
1,4-Dioxane-d8	*36*		*10 - 150*	*02/26/24 08:40*	*02/26/24 15:48*	*1*

Method: SW846 6020B - Metals (ICP/MS) - Total Recoverable

Analyte	Result	Qualifier	RL	MDL	Unit	D	Prepared	Analyzed	Dil Fac
Arsenic	**5.1**		2.0	1.2	ug/L		03/04/24 07:49	03/04/24 18:00	1
Lead	0.42	U	1.2	0.42	ug/L		03/04/24 07:49	03/04/24 18:00	1

Method: SW846 6020B - Metals (ICP/MS) - Dissolved

Analyte	Result	Qualifier	RL	MDL	Unit	D	Prepared	Analyzed	Dil Fac
Arsenic	**5.3**		2.0	1.2	ug/L		02/28/24 19:56	02/28/24 21:28	1
Lead	0.42	U	1.2	0.42	ug/L		02/28/24 19:56	02/28/24 21:28	1

Client Sample ID: RW-8D-(204-214)-022124

Lab Sample ID: 460-298741-3
Date Collected: 02/21/24 11:40
Matrix: Water
Date Received: 02/22/24 19:00

Method: SW846 8260D SIM - Volatile Organic Compounds (GC/MS)

Analyte	Result	Qualifier	RL	MDL	Unit	D	Prepared	Analyzed	Dil Fac
1,2,3-Trichloropropane	0.012	U	0.030	0.012	ug/L			02/29/24 16:15	1
1,2-Dibromo-3-Chloropropane	0.010	U	0.020	0.010	ug/L			02/29/24 16:15	1
1,4-Dioxane	0.33	U	0.40	0.33	ug/L			02/29/24 16:15	1
Ethylene Dibromide	0.0079	U	0.020	0.0079	ug/L			02/29/24 16:15	1

Surrogate	*%Recovery*	*Qualifier*	*Limits*	*Prepared*	*Analyzed*	*Dil Fac*
4-Bromofluorobenzene	*96*		*70 - 130*		*02/29/24 16:15*	*1*

Method: SW846 8260D - Volatile Organic Compounds by GC/MS

Analyte	Result	Qualifier	RL	MDL	Unit	D	Prepared	Analyzed	Dil Fac
1,1,1-Trichloroethane	0.24	U	1.0	0.24	ug/L			03/01/24 05:26	1
1,1,2,2-Tetrachloroethane	0.37	U	1.0	0.37	ug/L			03/01/24 05:26	1
1,1,2-Trichloro-1,2,2-trifluoroethane	0.31	U	1.0	0.31	ug/L			03/01/24 05:26	1
1,1,2-Trichloroethane	0.20	U	1.0	0.20	ug/L			03/01/24 05:26	1
1,1-Dichloroethane	0.26	U	1.0	0.26	ug/L			03/01/24 05:26	1
1,1-Dichloroethene	0.26	U	1.0	0.26	ug/L			03/01/24 05:26	1
1,2,3-Trichlorobenzene	0.36	U	1.0	0.36	ug/L			03/01/24 05:26	1
1,2,4-Trichlorobenzene	0.37	U	1.0	0.37	ug/L			03/01/24 05:26	1
1,2-Dichlorobenzene	0.21	U	1.0	0.21	ug/L			03/01/24 05:26	1
1,2-Dichloroethane	0.43	U	1.0	0.43	ug/L			03/01/24 05:26	1
1,2-Dichloropropane	0.35	U	1.0	0.35	ug/L			03/01/24 05:26	1
1,3-Dichlorobenzene	0.34	U	1.0	0.34	ug/L			03/01/24 05:26	1
1,4-Dichlorobenzene	0.33	U	1.0	0.33	ug/L			03/01/24 05:26	1
2-Butanone (MEK)	1.9	U	5.0	1.9	ug/L			03/01/24 05:26	1
2-Hexanone	1.1	U	5.0	1.1	ug/L			03/01/24 05:26	1
4-Methyl-2-pentanone (MIBK)	1.3	U	5.0	1.3	ug/L			03/01/24 05:26	1
Acetone	4.4	U	5.0	4.4	ug/L			03/01/24 05:26	1
Benzene	**2.0**		1.0	0.20	ug/L			03/01/24 05:26	1
Bromoform	0.54	U	1.0	0.54	ug/L			03/01/24 05:26	1
Bromomethane	0.55	U	1.0	0.55	ug/L			03/01/24 05:26	1
Carbon disulfide	0.82	U	1.0	0.82	ug/L			03/01/24 05:26	1

Client Sample ID: RW-8D-(204-214)-022124

Lab Sample ID: 460-298741-3

Date Collected: 02/21/24 11:40

Matrix: Water

Date Received: 02/22/24 19:00

Method: SW846 8260D - Volatile Organic Compounds by GC/MS (Continued)

Analyte	Result	Qualifier	RL	MDL	Unit	D	Prepared	Analyzed	Dil Fac
Carbon tetrachloride	0.21	U	1.0	0.21	ug/L			03/01/24 05:26	1
Chlorobenzene	0.38	U	1.0	0.38	ug/L			03/01/24 05:26	1
Chlorobromomethane	0.41	U	1.0	0.41	ug/L			03/01/24 05:26	1
Chlorodibromomethane	0.28	U	1.0	0.28	ug/L			03/01/24 05:26	1
Chloroethane	0.32	U	1.0	0.32	ug/L			03/01/24 05:26	1
Chloroform	0.33	U	1.0	0.33	ug/L			03/01/24 05:26	1
Chloromethane	0.40	U	1.0	0.40	ug/L			03/01/24 05:26	1
cis-1,2-Dichloroethene	0.22	U	1.0	0.22	ug/L			03/01/24 05:26	1
cis-1,3-Dichloropropene	0.22	U	1.0	0.22	ug/L			03/01/24 05:26	1
Cyclohexane	0.32	U	1.0	0.32	ug/L			03/01/24 05:26	1
Dichlorobromomethane	0.34	U	1.0	0.34	ug/L			03/01/24 05:26	1
Dichlorodifluoromethane	0.31	U	1.0	0.31	ug/L			03/01/24 05:26	1
Ethylbenzene	0.30	U	1.0	0.30	ug/L			03/01/24 05:26	1
Isopropylbenzene	0.34	U	1.0	0.34	ug/L			03/01/24 05:26	1
Methyl acetate	0.79	U	5.0	0.79	ug/L			03/01/24 05:26	1
Methyl tert-butyl ether	0.22	U	1.0	0.22	ug/L			03/01/24 05:26	1
Methylcyclohexane	0.71	U	1.0	0.71	ug/L			03/01/24 05:26	1
Methylene Chloride	0.32	U	1.0	0.32	ug/L			03/01/24 05:26	1
Styrene	0.42	U	1.0	0.42	ug/L			03/01/24 05:26	1
Tetrachloroethene	0.25	U	1.0	0.25	ug/L			03/01/24 05:26	1
Toluene	0.38	U	1.0	0.38	ug/L			03/01/24 05:26	1
trans-1,2-Dichloroethene	0.24	U	1.0	0.24	ug/L			03/01/24 05:26	1
trans-1,3-Dichloropropene	0.22	U	1.0	0.22	ug/L			03/01/24 05:26	1
Trichloroethene	0.31	U	1.0	0.31	ug/L			03/01/24 05:26	1
Trichlorofluoromethane	0.32	U	1.0	0.32	ug/L			03/01/24 05:26	1
Vinyl chloride	0.17	U	1.0	0.17	ug/L			03/01/24 05:26	1
Xylenes, Total	0.65	U	2.0	0.65	ug/L			03/01/24 05:26	1

Surrogate	*%Recovery*	*Qualifier*	*Limits*	*Prepared*	*Analyzed*	*Dil Fac*
1,2-Dichloroethane-d4 (Surr)	*98*		*70 - 130*		*03/01/24 05:26*	*1*
4-Bromofluorobenzene	*95*		*70 - 130*		*03/01/24 05:26*	*1*
Dibromofluoromethane (Surr)	*90*		*70 - 130*		*03/01/24 05:26*	*1*
Toluene-d8 (Surr)	*111*		*70 - 130*		*03/01/24 05:26*	*1*

Method: SW846 8270E SIM ID - Semivolatile Organic Compounds (GC/MS SIM / Isotope Dilution)

Analyte	Result	Qualifier	RL	MDL	Unit	D	Prepared	Analyzed	Dil Fac
1,4-Dioxane	0.072	U	0.20	0.072	ug/L		02/26/24 08:40	02/26/24 16:04	1

Isotope Dilution	*%Recovery*	*Qualifier*	*Limits*	*Prepared*	*Analyzed*	*Dil Fac*
1,4-Dioxane-d8	*35*		*10 - 150*	*02/26/24 08:40*	*02/26/24 16:04*	*1*

Method: SW846 6020B - Metals (ICP/MS) - Total Recoverable

Analyte	Result	Qualifier	RL	MDL	Unit	D	Prepared	Analyzed	Dil Fac
Arsenic	1.2	U	2.0	1.2	ug/L		03/04/24 07:49	03/04/24 18:02	1
Lead	0.42	U	1.2	0.42	ug/L		03/04/24 07:49	03/04/24 18:02	1

Method: SW846 6020B - Metals (ICP/MS) - Dissolved

Analyte	Result	Qualifier	RL	MDL	Unit	D	Prepared	Analyzed	Dil Fac
Arsenic	**1.3**	**J**	2.0	1.2	ug/L		02/28/24 19:56	02/28/24 21:30	1
Lead	0.42	U	1.2	0.42	ug/L		02/28/24 19:56	02/28/24 21:30	1

Client Sample Results

Client: Cornerstone Environmental Group, LLC
Project/Site: FORD Ringwood Mines E203361 (2024)

Job ID: 460-298741-1

Client Sample ID: RW-8S-(163-173)-022124

Lab Sample ID: 460-298741-4

Date Collected: 02/21/24 12:15
Matrix: Water
Date Received: 02/22/24 19:00

Method: SW846 8260D SIM - Volatile Organic Compounds (GC/MS)

Analyte	Result	Qualifier	RL	MDL	Unit	D	Prepared	Analyzed	Dil Fac
1,2,3-Trichloropropane	0.012	U	0.030	0.012	ug/L			02/29/24 16:37	1
1,2-Dibromo-3-Chloropropane	0.010	U	0.020	0.010	ug/L			02/29/24 16:37	1
1,4-Dioxane	0.33	U	0.40	0.33	ug/L			02/29/24 16:37	1
Ethylene Dibromide	0.0079	U	0.020	0.0079	ug/L			02/29/24 16:37	1

Surrogate	*%Recovery*	*Qualifier*	*Limits*	*Prepared*	*Analyzed*	*Dil Fac*
4-Bromofluorobenzene	*96*		*70 - 130*		*02/29/24 16:37*	*1*

Method: SW846 8260D - Volatile Organic Compounds by GC/MS

Analyte	Result	Qualifier	RL	MDL	Unit	D	Prepared	Analyzed	Dil Fac
1,1,1-Trichloroethane	0.24	U	1.0	0.24	ug/L			03/01/24 05:49	1
1,1,2,2-Tetrachloroethane	0.37	U	1.0	0.37	ug/L			03/01/24 05:49	1
1,1,2-Trichloro-1,2,2-trifluoroethane	0.31	U	1.0	0.31	ug/L			03/01/24 05:49	1
1,1,2-Trichloroethane	0.20	U	1.0	0.20	ug/L			03/01/24 05:49	1
1,1-Dichloroethane	0.26	U	1.0	0.26	ug/L			03/01/24 05:49	1
1,1-Dichloroethene	0.26	U	1.0	0.26	ug/L			03/01/24 05:49	1
1,2,3-Trichlorobenzene	0.36	U	1.0	0.36	ug/L			03/01/24 05:49	1
1,2,4-Trichlorobenzene	0.37	U	1.0	0.37	ug/L			03/01/24 05:49	1
1,2-Dichlorobenzene	0.21	U	1.0	0.21	ug/L			03/01/24 05:49	1
1,2-Dichloroethane	0.43	U	1.0	0.43	ug/L			03/01/24 05:49	1
1,2-Dichloropropane	0.35	U	1.0	0.35	ug/L			03/01/24 05:49	1
1,3-Dichlorobenzene	0.34	U	1.0	0.34	ug/L			03/01/24 05:49	1
1,4-Dichlorobenzene	0.33	U	1.0	0.33	ug/L			03/01/24 05:49	1
2-Butanone (MEK)	1.9	U	5.0	1.9	ug/L			03/01/24 05:49	1
2-Hexanone	1.1	U	5.0	1.1	ug/L			03/01/24 05:49	1
4-Methyl-2-pentanone (MIBK)	1.3	U	5.0	1.3	ug/L			03/01/24 05:49	1
Acetone	4.4	U	5.0	4.4	ug/L			03/01/24 05:49	1
Benzene	**0.57**	**J**	1.0	0.20	ug/L			03/01/24 05:49	1
Bromoform	0.54	U	1.0	0.54	ug/L			03/01/24 05:49	1
Bromomethane	0.55	U	1.0	0.55	ug/L			03/01/24 05:49	1
Carbon disulfide	0.82	U	1.0	0.82	ug/L			03/01/24 05:49	1
Carbon tetrachloride	0.21	U	1.0	0.21	ug/L			03/01/24 05:49	1
Chlorobenzene	0.38	U	1.0	0.38	ug/L			03/01/24 05:49	1
Chlorobromomethane	0.41	U	1.0	0.41	ug/L			03/01/24 05:49	1
Chlorodibromomethane	0.28	U	1.0	0.28	ug/L			03/01/24 05:49	1
Chloroethane	0.32	U	1.0	0.32	ug/L			03/01/24 05:49	1
Chloroform	0.33	U	1.0	0.33	ug/L			03/01/24 05:49	1
Chloromethane	0.40	U	1.0	0.40	ug/L			03/01/24 05:49	1
cis-1,2-Dichloroethene	0.22	U	1.0	0.22	ug/L			03/01/24 05:49	1
cis-1,3-Dichloropropene	0.22	U	1.0	0.22	ug/L			03/01/24 05:49	1
Cyclohexane	0.32	U	1.0	0.32	ug/L			03/01/24 05:49	1
Dichlorobromomethane	0.34	U	1.0	0.34	ug/L			03/01/24 05:49	1
Dichlorodifluoromethane	0.31	U	1.0	0.31	ug/L			03/01/24 05:49	1
Ethylbenzene	0.30	U	1.0	0.30	ug/L			03/01/24 05:49	1
Isopropylbenzene	0.34	U	1.0	0.34	ug/L			03/01/24 05:49	1
Methyl acetate	0.79	U	5.0	0.79	ug/L			03/01/24 05:49	1
Methyl tert-butyl ether	0.22	U	1.0	0.22	ug/L			03/01/24 05:49	1
Methylcyclohexane	0.71	U	1.0	0.71	ug/L			03/01/24 05:49	1
Methylene Chloride	0.32	U	1.0	0.32	ug/L			03/01/24 05:49	1
Styrene	0.42	U	1.0	0.42	ug/L			03/01/24 05:49	1

Client Sample ID: RW-8S-(163-173)-022124

Lab Sample ID: 460-298741-4
Date Collected: 02/21/24 12:15
Matrix: Water
Date Received: 02/22/24 19:00

Method: SW846 8260D - Volatile Organic Compounds by GC/MS (Continued)

Analyte	Result	Qualifier	RL	MDL	Unit	D	Prepared	Analyzed	Dil Fac
Tetrachloroethene	0.25	U	1.0	0.25	ug/L			03/01/24 05:49	1
Toluene	0.38	U	1.0	0.38	ug/L			03/01/24 05:49	1
trans-1,2-Dichloroethene	0.24	U	1.0	0.24	ug/L			03/01/24 05:49	1
trans-1,3-Dichloropropene	0.22	U	1.0	0.22	ug/L			03/01/24 05:49	1
Trichloroethene	0.31	U	1.0	0.31	ug/L			03/01/24 05:49	1
Trichlorofluoromethane	0.32	U	1.0	0.32	ug/L			03/01/24 05:49	1
Vinyl chloride	0.17	U	1.0	0.17	ug/L			03/01/24 05:49	1
Xylenes, Total	0.65	U	2.0	0.65	ug/L			03/01/24 05:49	1

Surrogate	*%Recovery*	*Qualifier*	*Limits*	*Prepared*	*Analyzed*	*Dil Fac*
1,2-Dichloroethane-d4 (Surr)	*99*		*70 - 130*		*03/01/24 05:49*	*1*
4-Bromofluorobenzene	*94*		*70 - 130*		*03/01/24 05:49*	*1*
Dibromofluoromethane (Surr)	*90*		*70 - 130*		*03/01/24 05:49*	*1*
Toluene-d8 (Surr)	*110*		*70 - 130*		*03/01/24 05:49*	*1*

Method: SW846 8270E SIM ID - Semivolatile Organic Compounds (GC/MS SIM / Isotope Dilution)

Analyte	Result	Qualifier	RL	MDL	Unit	D	Prepared	Analyzed	Dil Fac
1,4-Dioxane	0.072	U	0.20	0.072	ug/L		02/26/24 08:40	02/26/24 16:20	1

Isotope Dilution	*%Recovery*	*Qualifier*	*Limits*	*Prepared*	*Analyzed*	*Dil Fac*
1,4-Dioxane-d8	*36*		*10 - 150*	*02/26/24 08:40*	*02/26/24 16:20*	*1*

Method: SW846 6020B - Metals (ICP/MS) - Total Recoverable

Analyte	Result	Qualifier	RL	MDL	Unit	D	Prepared	Analyzed	Dil Fac
Arsenic	**1.2**	**J**	2.0	1.2	ug/L		03/04/24 07:49	03/04/24 18:10	1
Lead	0.42	U	1.2	0.42	ug/L		03/04/24 07:49	03/04/24 18:10	1

Method: SW846 6020B - Metals (ICP/MS) - Dissolved

Analyte	Result	Qualifier	RL	MDL	Unit	D	Prepared	Analyzed	Dil Fac
Arsenic	1.2	U	2.0	1.2	ug/L		02/28/24 19:56	02/28/24 21:32	1
Lead	0.42	U	1.2	0.42	ug/L		02/28/24 19:56	02/28/24 21:32	1

Client Sample ID: RW-9S-(139-149)-022124

Lab Sample ID: 460-298741-5
Date Collected: 02/21/24 12:50
Matrix: Water
Date Received: 02/22/24 19:00

Method: SW846 8260D SIM - Volatile Organic Compounds (GC/MS)

Analyte	Result	Qualifier	RL	MDL	Unit	D	Prepared	Analyzed	Dil Fac
1,2,3-Trichloropropane	0.012	U	0.030	0.012	ug/L			03/01/24 18:11	1
1,2-Dibromo-3-Chloropropane	0.010	U	0.020	0.010	ug/L			03/01/24 18:11	1
1,4-Dioxane	0.33	U	0.40	0.33	ug/L			03/01/24 18:11	1
Ethylene Dibromide	0.0079	U	0.020	0.0079	ug/L			03/01/24 18:11	1

Surrogate	*%Recovery*	*Qualifier*	*Limits*	*Prepared*	*Analyzed*	*Dil Fac*
4-Bromofluorobenzene	*101*		*70 - 130*		*03/01/24 18:11*	*1*

Method: SW846 8260D - Volatile Organic Compounds by GC/MS

Analyte	Result	Qualifier	RL	MDL	Unit	D	Prepared	Analyzed	Dil Fac
1,1,1-Trichloroethane	0.24	U	1.0	0.24	ug/L			03/01/24 06:12	1
1,1,2,2-Tetrachloroethane	0.37	U	1.0	0.37	ug/L			03/01/24 06:12	1
1,1,2-Trichloro-1,2,2-trifluoroethane	0.31	U	1.0	0.31	ug/L			03/01/24 06:12	1
1,1,2-Trichloroethane	0.20	U	1.0	0.20	ug/L			03/01/24 06:12	1

Client Sample ID: RW-9S-(139-149)-022124

Lab Sample ID: 460-298741-5

Date Collected: 02/21/24 12:50

Matrix: Water

Date Received: 02/22/24 19:00

Method: SW846 8260D - Volatile Organic Compounds by GC/MS (Continued)

Analyte	Result	Qualifier	RL	MDL	Unit	D	Prepared	Analyzed	Dil Fac
1,1-Dichloroethane	0.26	U	1.0	0.26	ug/L			03/01/24 06:12	1
1,1-Dichloroethene	0.26	U	1.0	0.26	ug/L			03/01/24 06:12	1
1,2,3-Trichlorobenzene	0.36	U	1.0	0.36	ug/L			03/01/24 06:12	1
1,2,4-Trichlorobenzene	0.37	U	1.0	0.37	ug/L			03/01/24 06:12	1
1,2-Dichlorobenzene	0.21	U	1.0	0.21	ug/L			03/01/24 06:12	1
1,2-Dichloroethane	0.43	U	1.0	0.43	ug/L			03/01/24 06:12	1
1,2-Dichloropropane	0.35	U	1.0	0.35	ug/L			03/01/24 06:12	1
1,3-Dichlorobenzene	0.34	U	1.0	0.34	ug/L			03/01/24 06:12	1
1,4-Dichlorobenzene	0.33	U	1.0	0.33	ug/L			03/01/24 06:12	1
2-Butanone (MEK)	1.9	U	5.0	1.9	ug/L			03/01/24 06:12	1
2-Hexanone	1.1	U	5.0	1.1	ug/L			03/01/24 06:12	1
4-Methyl-2-pentanone (MIBK)	1.3	U	5.0	1.3	ug/L			03/01/24 06:12	1
Acetone	4.4	U	5.0	4.4	ug/L			03/01/24 06:12	1
Benzene	0.20	U	1.0	0.20	ug/L			03/01/24 06:12	1
Bromoform	0.54	U	1.0	0.54	ug/L			03/01/24 06:12	1
Bromomethane	0.55	U	1.0	0.55	ug/L			03/01/24 06:12	1
Carbon disulfide	**1.6**		1.0	0.82	ug/L			03/01/24 06:12	1
Carbon tetrachloride	0.21	U	1.0	0.21	ug/L			03/01/24 06:12	1
Chlorobenzene	0.38	U	1.0	0.38	ug/L			03/01/24 06:12	1
Chlorobromomethane	0.41	U	1.0	0.41	ug/L			03/01/24 06:12	1
Chlorodibromomethane	0.28	U	1.0	0.28	ug/L			03/01/24 06:12	1
Chloroethane	0.32	U	1.0	0.32	ug/L			03/01/24 06:12	1
Chloroform	0.33	U	1.0	0.33	ug/L			03/01/24 06:12	1
Chloromethane	0.40	U	1.0	0.40	ug/L			03/01/24 06:12	1
cis-1,2-Dichloroethene	0.22	U	1.0	0.22	ug/L			03/01/24 06:12	1
cis-1,3-Dichloropropene	0.22	U	1.0	0.22	ug/L			03/01/24 06:12	1
Cyclohexane	0.32	U	1.0	0.32	ug/L			03/01/24 06:12	1
Dichlorobromomethane	0.34	U	1.0	0.34	ug/L			03/01/24 06:12	1
Dichlorodifluoromethane	0.31	U	1.0	0.31	ug/L			03/01/24 06:12	1
Ethylbenzene	0.30	U	1.0	0.30	ug/L			03/01/24 06:12	1
Isopropylbenzene	0.34	U	1.0	0.34	ug/L			03/01/24 06:12	1
Methyl acetate	0.79	U	5.0	0.79	ug/L			03/01/24 06:12	1
Methyl tert-butyl ether	0.22	U	1.0	0.22	ug/L			03/01/24 06:12	1
Methylcyclohexane	0.71	U	1.0	0.71	ug/L			03/01/24 06:12	1
Methylene Chloride	0.32	U	1.0	0.32	ug/L			03/01/24 06:12	1
Styrene	0.42	U	1.0	0.42	ug/L			03/01/24 06:12	1
Tetrachloroethene	0.25	U	1.0	0.25	ug/L			03/01/24 06:12	1
Toluene	0.38	U	1.0	0.38	ug/L			03/01/24 06:12	1
trans-1,2-Dichloroethene	0.24	U	1.0	0.24	ug/L			03/01/24 06:12	1
trans-1,3-Dichloropropene	0.22	U	1.0	0.22	ug/L			03/01/24 06:12	1
Trichloroethene	0.31	U	1.0	0.31	ug/L			03/01/24 06:12	1
Trichlorofluoromethane	0.32	U	1.0	0.32	ug/L			03/01/24 06:12	1
Vinyl chloride	0.17	U	1.0	0.17	ug/L			03/01/24 06:12	1
Xylenes, Total	0.65	U	2.0	0.65	ug/L			03/01/24 06:12	1

Surrogate	*%Recovery*	*Qualifier*	*Limits*	*Prepared*	*Analyzed*	*Dil Fac*
1,2-Dichloroethane-d4 (Surr)	*96*		*70 - 130*		*03/01/24 06:12*	*1*
4-Bromofluorobenzene	*93*		*70 - 130*		*03/01/24 06:12*	*1*
Dibromofluoromethane (Surr)	*90*		*70 - 130*		*03/01/24 06:12*	*1*
Toluene-d8 (Surr)	*112*		*70 - 130*		*03/01/24 06:12*	*1*

Client Sample ID: RW-9S-(139-149)-022124

Lab Sample ID: 460-298741-5
Date Collected: 02/21/24 12:50
Matrix: Water
Date Received: 02/22/24 19:00

Method: SW846 8270E SIM ID - Semivolatile Organic Compounds (GC/MS SIM / Isotope Dilution)

Analyte	Result	Qualifier	RL	MDL	Unit	D	Prepared	Analyzed	Dil Fac
1,4-Dioxane	0.072	U	0.20	0.072	ug/L		02/26/24 08:40	02/26/24 16:35	1

Isotope Dilution	*%Recovery*	*Qualifier*	*Limits*	*Prepared*	*Analyzed*	*Dil Fac*
1,4-Dioxane-d8	*36*		*10 - 150*	*02/26/24 08:40*	*02/26/24 16:35*	*1*

Method: SW846 6020B - Metals (ICP/MS) - Total Recoverable

Analyte	Result	Qualifier	RL	MDL	Unit	D	Prepared	Analyzed	Dil Fac
Arsenic	1.2	U	2.0	1.2	ug/L		03/04/24 07:49	03/04/24 18:12	1
Lead	**0.57**	**J**	1.2	0.42	ug/L		03/04/24 07:49	03/04/24 18:12	1

Method: SW846 6020B - Metals (ICP/MS) - Dissolved

Analyte	Result	Qualifier	RL	MDL	Unit	D	Prepared	Analyzed	Dil Fac
Arsenic	1.2	U	2.0	1.2	ug/L		02/28/24 19:56	02/28/24 21:37	1
Lead	0.42	U	1.2	0.42	ug/L		02/28/24 19:56	02/28/24 21:37	1

Client Sample ID: RW-9D-(206-216)-022124

Lab Sample ID: 460-298741-6
Date Collected: 02/21/24 13:35
Matrix: Water
Date Received: 02/22/24 19:00

Method: SW846 8260D SIM - Volatile Organic Compounds (GC/MS)

Analyte	Result	Qualifier	RL	MDL	Unit	D	Prepared	Analyzed	Dil Fac
1,2,3-Trichloropropane	0.012	U	0.030	0.012	ug/L			03/01/24 18:33	1
1,2-Dibromo-3-Chloropropane	0.010	U	0.020	0.010	ug/L			03/01/24 18:33	1
1,4-Dioxane	0.33	U	0.40	0.33	ug/L			03/01/24 18:33	1
Ethylene Dibromide	0.0079	U	0.020	0.0079	ug/L			03/01/24 18:33	1

Surrogate	*%Recovery*	*Qualifier*	*Limits*	*Prepared*	*Analyzed*	*Dil Fac*
4-Bromofluorobenzene	*106*		*70 - 130*		*03/01/24 18:33*	*1*

Method: SW846 8260D - Volatile Organic Compounds by GC/MS

Analyte	Result	Qualifier	RL	MDL	Unit	D	Prepared	Analyzed	Dil Fac
1,1,1-Trichloroethane	0.24	U	1.0	0.24	ug/L			03/01/24 14:08	1
1,1,2,2-Tetrachloroethane	0.37	U	1.0	0.37	ug/L			03/01/24 14:08	1
1,1,2-Trichloro-1,2,2-trifluoroethane	0.31	U	1.0	0.31	ug/L			03/01/24 14:08	1
1,1,2-Trichloroethane	0.20	U	1.0	0.20	ug/L			03/01/24 14:08	1
1,1-Dichloroethane	0.26	U	1.0	0.26	ug/L			03/01/24 14:08	1
1,1-Dichloroethene	0.26	U	1.0	0.26	ug/L			03/01/24 14:08	1
1,2,3-Trichlorobenzene	0.36	U	1.0	0.36	ug/L			03/01/24 14:08	1
1,2,4-Trichlorobenzene	0.37	U	1.0	0.37	ug/L			03/01/24 14:08	1
1,2-Dichlorobenzene	0.21	U	1.0	0.21	ug/L			03/01/24 14:08	1
1,2-Dichloroethane	0.43	U	1.0	0.43	ug/L			03/01/24 14:08	1
1,2-Dichloropropane	0.35	U	1.0	0.35	ug/L			03/01/24 14:08	1
1,3-Dichlorobenzene	0.34	U	1.0	0.34	ug/L			03/01/24 14:08	1
1,4-Dichlorobenzene	0.33	U	1.0	0.33	ug/L			03/01/24 14:08	1
2-Butanone (MEK)	**2.0**	**J**	5.0	1.9	ug/L			03/01/24 14:08	1
2-Hexanone	1.1	U	5.0	1.1	ug/L			03/01/24 14:08	1
4-Methyl-2-pentanone (MIBK)	1.3	U	5.0	1.3	ug/L			03/01/24 14:08	1
Acetone	**16**		5.0	4.4	ug/L			03/01/24 14:08	1
Benzene	0.20	U	1.0	0.20	ug/L			03/01/24 14:08	1
Bromoform	0.54	U	1.0	0.54	ug/L			03/01/24 14:08	1
Bromomethane	0.55	U	1.0	0.55	ug/L			03/01/24 14:08	1
Carbon disulfide	0.82	U	1.0	0.82	ug/L			03/01/24 14:08	1

Client Sample ID: RW-9D-(206-216)-022124

Lab Sample ID: 460-298741-6

Date Collected: 02/21/24 13:35

Matrix: Water

Date Received: 02/22/24 19:00

Method: SW846 8260D - Volatile Organic Compounds by GC/MS (Continued)

Analyte	Result	Qualifier	RL	MDL	Unit	D	Prepared	Analyzed	Dil Fac
Carbon tetrachloride	0.21	U	1.0	0.21	ug/L			03/01/24 14:08	1
Chlorobenzene	0.38	U	1.0	0.38	ug/L			03/01/24 14:08	1
Chlorobromomethane	0.41	U	1.0	0.41	ug/L			03/01/24 14:08	1
Chlorodibromomethane	0.28	U	1.0	0.28	ug/L			03/01/24 14:08	1
Chloroethane	0.32	U	1.0	0.32	ug/L			03/01/24 14:08	1
Chloroform	0.33	U	1.0	0.33	ug/L			03/01/24 14:08	1
Chloromethane	0.40	U	1.0	0.40	ug/L			03/01/24 14:08	1
cis-1,2-Dichloroethene	0.22	U	1.0	0.22	ug/L			03/01/24 14:08	1
cis-1,3-Dichloropropene	0.22	U	1.0	0.22	ug/L			03/01/24 14:08	1
Cyclohexane	0.32	U	1.0	0.32	ug/L			03/01/24 14:08	1
Dichlorobromomethane	0.34	U	1.0	0.34	ug/L			03/01/24 14:08	1
Dichlorodifluoromethane	0.31	U	1.0	0.31	ug/L			03/01/24 14:08	1
Ethylbenzene	0.30	U	1.0	0.30	ug/L			03/01/24 14:08	1
Isopropylbenzene	0.34	U	1.0	0.34	ug/L			03/01/24 14:08	1
Methyl acetate	0.79	U	5.0	0.79	ug/L			03/01/24 14:08	1
Methyl tert-butyl ether	0.22	U	1.0	0.22	ug/L			03/01/24 14:08	1
Methylcyclohexane	0.71	U	1.0	0.71	ug/L			03/01/24 14:08	1
Methylene Chloride	0.32	U	1.0	0.32	ug/L			03/01/24 14:08	1
Styrene	0.42	U	1.0	0.42	ug/L			03/01/24 14:08	1
Tetrachloroethene	0.25	U	1.0	0.25	ug/L			03/01/24 14:08	1
Toluene	**0.43**	**J**	1.0	0.38	ug/L			03/01/24 14:08	1
trans-1,2-Dichloroethene	0.24	U	1.0	0.24	ug/L			03/01/24 14:08	1
trans-1,3-Dichloropropene	0.22	U	1.0	0.22	ug/L			03/01/24 14:08	1
Trichloroethene	0.31	U	1.0	0.31	ug/L			03/01/24 14:08	1
Trichlorofluoromethane	0.32	U	1.0	0.32	ug/L			03/01/24 14:08	1
Vinyl chloride	0.17	U	1.0	0.17	ug/L			03/01/24 14:08	1
Xylenes, Total	0.65	U	2.0	0.65	ug/L			03/01/24 14:08	1

Surrogate	*%Recovery*	*Qualifier*	*Limits*	*Prepared*	*Analyzed*	*Dil Fac*
1,2-Dichloroethane-d4 (Surr)	*95*		*70 - 130*		*03/01/24 14:08*	*1*
4-Bromofluorobenzene	*92*		*70 - 130*		*03/01/24 14:08*	*1*
Dibromofluoromethane (Surr)	*89*		*70 - 130*		*03/01/24 14:08*	*1*
Toluene-d8 (Surr)	*113*		*70 - 130*		*03/01/24 14:08*	*1*

Method: SW846 8270E SIM ID - Semivolatile Organic Compounds (GC/MS SIM / Isotope Dilution)

Analyte	Result	Qualifier	RL	MDL	Unit	D	Prepared	Analyzed	Dil Fac
1,4-Dioxane	0.072	U	0.20	0.072	ug/L		02/26/24 08:40	02/26/24 16:51	1

Isotope Dilution	*%Recovery*	*Qualifier*	*Limits*	*Prepared*	*Analyzed*	*Dil Fac*
1,4-Dioxane-d8	*34*		*10 - 150*	*02/26/24 08:40*	*02/26/24 16:51*	*1*

Method: SW846 6020B - Metals (ICP/MS) - Total Recoverable

Analyte	Result	Qualifier	RL	MDL	Unit	D	Prepared	Analyzed	Dil Fac
Arsenic	**1.5**	**J**	2.0	1.2	ug/L		03/04/24 07:49	03/04/24 18:14	1
Lead	0.42	U	1.2	0.42	ug/L		03/04/24 07:49	03/04/24 18:14	1

Method: SW846 6020B - Metals (ICP/MS) - Dissolved

Analyte	Result	Qualifier	RL	MDL	Unit	D	Prepared	Analyzed	Dil Fac
Arsenic	**1.5**	**J**	2.0	1.2	ug/L		02/28/24 19:56	02/28/24 22:01	1
Lead	0.42	U	1.2	0.42	ug/L		02/28/24 19:56	02/28/24 22:01	1

Client Sample Results

Client: Cornerstone Environmental Group, LLC
Project/Site: FORD Ringwood Mines E203361 (2024)

Job ID: 460-298741-1

Client Sample ID: RW-2D-(452-462)-022124

Lab Sample ID: 460-298741-7

Date Collected: 02/21/24 14:45
Matrix: Water
Date Received: 02/22/24 19:00

Method: SW846 8260D SIM - Volatile Organic Compounds (GC/MS)

Analyte	Result	Qualifier	RL	MDL	Unit	D	Prepared	Analyzed	Dil Fac
1,2,3-Trichloropropane	0.012	U	0.030	0.012	ug/L			03/01/24 13:52	1
1,2-Dibromo-3-Chloropropane	0.010	U	0.020	0.010	ug/L			03/01/24 13:52	1
1,4-Dioxane	**1.6**		0.40	0.33	ug/L			03/01/24 13:52	1
Ethylene Dibromide	0.0079	U	0.020	0.0079	ug/L			03/01/24 13:52	1

Surrogate	*%Recovery*	*Qualifier*	*Limits*	*Prepared*	*Analyzed*	*Dil Fac*
4-Bromofluorobenzene	*106*		*70 - 130*		*03/01/24 13:52*	*1*

Method: SW846 8260D - Volatile Organic Compounds by GC/MS

Analyte	Result	Qualifier	RL	MDL	Unit	D	Prepared	Analyzed	Dil Fac
1,1,1-Trichloroethane	0.24	U	1.0	0.24	ug/L			03/01/24 14:31	1
1,1,2,2-Tetrachloroethane	0.37	U	1.0	0.37	ug/L			03/01/24 14:31	1
1,1,2-Trichloro-1,2,2-trifluoroethane	0.31	U	1.0	0.31	ug/L			03/01/24 14:31	1
1,1,2-Trichloroethane	0.20	U	1.0	0.20	ug/L			03/01/24 14:31	1
1,1-Dichloroethane	0.26	U	1.0	0.26	ug/L			03/01/24 14:31	1
1,1-Dichloroethene	0.26	U	1.0	0.26	ug/L			03/01/24 14:31	1
1,2,3-Trichlorobenzene	0.36	U	1.0	0.36	ug/L			03/01/24 14:31	1
1,2,4-Trichlorobenzene	0.37	U	1.0	0.37	ug/L			03/01/24 14:31	1
1,2-Dichlorobenzene	0.21	U	1.0	0.21	ug/L			03/01/24 14:31	1
1,2-Dichloroethane	0.43	U	1.0	0.43	ug/L			03/01/24 14:31	1
1,2-Dichloropropane	0.35	U	1.0	0.35	ug/L			03/01/24 14:31	1
1,3-Dichlorobenzene	0.34	U	1.0	0.34	ug/L			03/01/24 14:31	1
1,4-Dichlorobenzene	0.33	U	1.0	0.33	ug/L			03/01/24 14:31	1
2-Butanone (MEK)	1.9	U	5.0	1.9	ug/L			03/01/24 14:31	1
2-Hexanone	1.1	U	5.0	1.1	ug/L			03/01/24 14:31	1
4-Methyl-2-pentanone (MIBK)	1.3	U	5.0	1.3	ug/L			03/01/24 14:31	1
Acetone	**14**		5.0	4.4	ug/L			03/01/24 14:31	1
Benzene	0.20	U	1.0	0.20	ug/L			03/01/24 14:31	1
Bromoform	0.54	U	1.0	0.54	ug/L			03/01/24 14:31	1
Bromomethane	0.55	U	1.0	0.55	ug/L			03/01/24 14:31	1
Carbon disulfide	**1.6**		1.0	0.82	ug/L			03/01/24 14:31	1
Carbon tetrachloride	0.21	U	1.0	0.21	ug/L			03/01/24 14:31	1
Chlorobenzene	0.38	U	1.0	0.38	ug/L			03/01/24 14:31	1
Chlorobromomethane	0.41	U	1.0	0.41	ug/L			03/01/24 14:31	1
Chlorodibromomethane	0.28	U	1.0	0.28	ug/L			03/01/24 14:31	1
Chloroethane	0.32	U	1.0	0.32	ug/L			03/01/24 14:31	1
Chloroform	0.33	U	1.0	0.33	ug/L			03/01/24 14:31	1
Chloromethane	**0.62**	**J**	1.0	0.40	ug/L			03/01/24 14:31	1
cis-1,2-Dichloroethene	0.22	U	1.0	0.22	ug/L			03/01/24 14:31	1
cis-1,3-Dichloropropene	0.22	U	1.0	0.22	ug/L			03/01/24 14:31	1
Cyclohexane	0.32	U	1.0	0.32	ug/L			03/01/24 14:31	1
Dichlorobromomethane	0.34	U	1.0	0.34	ug/L			03/01/24 14:31	1
Dichlorodifluoromethane	0.31	U	1.0	0.31	ug/L			03/01/24 14:31	1
Ethylbenzene	0.30	U	1.0	0.30	ug/L			03/01/24 14:31	1
Isopropylbenzene	0.34	U	1.0	0.34	ug/L			03/01/24 14:31	1
Methyl acetate	0.79	U	5.0	0.79	ug/L			03/01/24 14:31	1
Methyl tert-butyl ether	**0.43**	**J**	1.0	0.22	ug/L			03/01/24 14:31	1
Methylcyclohexane	0.71	U	1.0	0.71	ug/L			03/01/24 14:31	1
Methylene Chloride	0.32	U	1.0	0.32	ug/L			03/01/24 14:31	1
Styrene	0.42	U	1.0	0.42	ug/L			03/01/24 14:31	1

Client Sample ID: RW-2D-(452-462)-022124

Lab Sample ID: 460-298741-7

Date Collected: 02/21/24 14:45
Matrix: Water
Date Received: 02/22/24 19:00

Method: SW846 8260D - Volatile Organic Compounds by GC/MS (Continued)

Analyte	Result	Qualifier	RL	MDL	Unit	D	Prepared	Analyzed	Dil Fac
Tetrachloroethene	0.25	U	1.0	0.25	ug/L			03/01/24 14:31	1
Toluene	**0.80**	**J**	1.0	0.38	ug/L			03/01/24 14:31	1
trans-1,2-Dichloroethene	0.24	U	1.0	0.24	ug/L			03/01/24 14:31	1
trans-1,3-Dichloropropene	0.22	U	1.0	0.22	ug/L			03/01/24 14:31	1
Trichloroethene	0.31	U	1.0	0.31	ug/L			03/01/24 14:31	1
Trichlorofluoromethane	0.32	U	1.0	0.32	ug/L			03/01/24 14:31	1
Vinyl chloride	**0.27**	**J**	1.0	0.17	ug/L			03/01/24 14:31	1
Xylenes, Total	0.65	U	2.0	0.65	ug/L			03/01/24 14:31	1

Surrogate	*%Recovery*	*Qualifier*	*Limits*	*Prepared*	*Analyzed*	*Dil Fac*
1,2-Dichloroethane-d4 (Surr)	*95*		*70 - 130*		*03/01/24 14:31*	*1*
4-Bromofluorobenzene	*94*		*70 - 130*		*03/01/24 14:31*	*1*
Dibromofluoromethane (Surr)	*88*		*70 - 130*		*03/01/24 14:31*	*1*
Toluene-d8 (Surr)	*111*		*70 - 130*		*03/01/24 14:31*	*1*

Method: SW846 8270E SIM ID - Semivolatile Organic Compounds (GC/MS SIM / Isotope Dilution)

Analyte	Result	Qualifier	RL	MDL	Unit	D	Prepared	Analyzed	Dil Fac
1,4-Dioxane	**0.75**		0.20	0.072	ug/L		02/26/24 08:40	02/26/24 17:07	1

Isotope Dilution	*%Recovery*	*Qualifier*	*Limits*	*Prepared*	*Analyzed*	*Dil Fac*
1,4-Dioxane-d8	*38*		*10 - 150*	*02/26/24 08:40*	*02/26/24 17:07*	*1*

Method: SW846 6020B - Metals (ICP/MS) - Total Recoverable

Analyte	Result	Qualifier	RL	MDL	Unit	D	Prepared	Analyzed	Dil Fac
Arsenic	**6.2**		2.0	1.2	ug/L		03/04/24 07:49	03/04/24 18:17	1
Lead	0.42	U	1.2	0.42	ug/L		03/04/24 07:49	03/04/24 18:17	1

Method: SW846 6020B - Metals (ICP/MS) - Dissolved

Analyte	Result	Qualifier	RL	MDL	Unit	D	Prepared	Analyzed	Dil Fac
Arsenic	**5.0**		2.0	1.2	ug/L		02/28/24 19:56	02/28/24 22:03	1
Lead	0.42	U	1.2	0.42	ug/L		02/28/24 19:56	02/28/24 22:03	1

Client Sample ID: RW-2S-(279-289)-022124

Lab Sample ID: 460-298741-8

Date Collected: 02/21/24 15:15
Matrix: Water
Date Received: 02/22/24 19:00

Method: SW846 8260D SIM - Volatile Organic Compounds (GC/MS)

Analyte	Result	Qualifier	RL	MDL	Unit	D	Prepared	Analyzed	Dil Fac
1,2,3-Trichloropropane	0.012	U	0.030	0.012	ug/L			03/01/24 14:13	1
1,2-Dibromo-3-Chloropropane	0.010	U	0.020	0.010	ug/L			03/01/24 14:13	1
1,4-Dioxane	**11**		0.40	0.33	ug/L			03/01/24 14:13	1
Ethylene Dibromide	0.0079	U	0.020	0.0079	ug/L			03/01/24 14:13	1

Surrogate	*%Recovery*	*Qualifier*	*Limits*	*Prepared*	*Analyzed*	*Dil Fac*
4-Bromofluorobenzene	*106*		*70 - 130*		*03/01/24 14:13*	*1*

Method: SW846 8260D - Volatile Organic Compounds by GC/MS

Analyte	Result	Qualifier	RL	MDL	Unit	D	Prepared	Analyzed	Dil Fac
1,1,1-Trichloroethane	0.24	U	1.0	0.24	ug/L			03/01/24 14:54	1
1,1,2,2-Tetrachloroethane	0.37	U	1.0	0.37	ug/L			03/01/24 14:54	1
1,1,2-Trichloro-1,2,2-trifluoroethane	0.31	U	1.0	0.31	ug/L			03/01/24 14:54	1
1,1,2-Trichloroethane	0.20	U	1.0	0.20	ug/L			03/01/24 14:54	1

Client Sample ID: RW-2S-(279-289)-022124

Lab Sample ID: 460-298741-8

Date Collected: 02/21/24 15:15

Matrix: Water

Date Received: 02/22/24 19:00

Method: SW846 8260D - Volatile Organic Compounds by GC/MS (Continued)

Analyte	Result	Qualifier	RL	MDL	Unit	D	Prepared	Analyzed	Dil Fac
1,1-Dichloroethane	0.26	U	1.0	0.26	ug/L			03/01/24 14:54	1
1,1-Dichloroethene	0.26	U	1.0	0.26	ug/L			03/01/24 14:54	1
1,2,3-Trichlorobenzene	0.36	U	1.0	0.36	ug/L			03/01/24 14:54	1
1,2,4-Trichlorobenzene	0.37	U	1.0	0.37	ug/L			03/01/24 14:54	1
1,2-Dichlorobenzene	0.21	U	1.0	0.21	ug/L			03/01/24 14:54	1
1,2-Dichloroethane	0.43	U	1.0	0.43	ug/L			03/01/24 14:54	1
1,2-Dichloropropane	0.35	U	1.0	0.35	ug/L			03/01/24 14:54	1
1,3-Dichlorobenzene	0.34	U	1.0	0.34	ug/L			03/01/24 14:54	1
1,4-Dichlorobenzene	0.33	U	1.0	0.33	ug/L			03/01/24 14:54	1
2-Butanone (MEK)	1.9	U	5.0	1.9	ug/L			03/01/24 14:54	1
2-Hexanone	1.1	U	5.0	1.1	ug/L			03/01/24 14:54	1
4-Methyl-2-pentanone (MIBK)	1.3	U	5.0	1.3	ug/L			03/01/24 14:54	1
Acetone	4.4	U	5.0	4.4	ug/L			03/01/24 14:54	1
Benzene	**0.25**	**J**	1.0	0.20	ug/L			03/01/24 14:54	1
Bromoform	0.54	U	1.0	0.54	ug/L			03/01/24 14:54	1
Bromomethane	0.55	U	1.0	0.55	ug/L			03/01/24 14:54	1
Carbon disulfide	**1.1**		1.0	0.82	ug/L			03/01/24 14:54	1
Carbon tetrachloride	0.21	U	1.0	0.21	ug/L			03/01/24 14:54	1
Chlorobenzene	**2.8**		1.0	0.38	ug/L			03/01/24 14:54	1
Chlorobromomethane	0.41	U	1.0	0.41	ug/L			03/01/24 14:54	1
Chlorodibromomethane	0.28	U	1.0	0.28	ug/L			03/01/24 14:54	1
Chloroethane	0.32	U	1.0	0.32	ug/L			03/01/24 14:54	1
Chloroform	0.33	U	1.0	0.33	ug/L			03/01/24 14:54	1
Chloromethane	**0.47**	**J**	1.0	0.40	ug/L			03/01/24 14:54	1
cis-1,2-Dichloroethene	0.22	U	1.0	0.22	ug/L			03/01/24 14:54	1
cis-1,3-Dichloropropene	0.22	U	1.0	0.22	ug/L			03/01/24 14:54	1
Cyclohexane	0.32	U	1.0	0.32	ug/L			03/01/24 14:54	1
Dichlorobromomethane	0.34	U	1.0	0.34	ug/L			03/01/24 14:54	1
Dichlorodifluoromethane	0.31	U	1.0	0.31	ug/L			03/01/24 14:54	1
Ethylbenzene	0.30	U	1.0	0.30	ug/L			03/01/24 14:54	1
Isopropylbenzene	0.34	U	1.0	0.34	ug/L			03/01/24 14:54	1
Methyl acetate	0.79	U	5.0	0.79	ug/L			03/01/24 14:54	1
Methyl tert-butyl ether	**0.23**	**J**	1.0	0.22	ug/L			03/01/24 14:54	1
Methylcyclohexane	0.71	U	1.0	0.71	ug/L			03/01/24 14:54	1
Methylene Chloride	0.32	U	1.0	0.32	ug/L			03/01/24 14:54	1
Styrene	0.42	U	1.0	0.42	ug/L			03/01/24 14:54	1
Tetrachloroethene	0.25	U	1.0	0.25	ug/L			03/01/24 14:54	1
Toluene	**0.95**	**J**	1.0	0.38	ug/L			03/01/24 14:54	1
trans-1,2-Dichloroethene	0.24	U	1.0	0.24	ug/L			03/01/24 14:54	1
trans-1,3-Dichloropropene	0.22	U	1.0	0.22	ug/L			03/01/24 14:54	1
Trichloroethene	0.31	U	1.0	0.31	ug/L			03/01/24 14:54	1
Trichlorofluoromethane	0.32	U	1.0	0.32	ug/L			03/01/24 14:54	1
Vinyl chloride	**0.28**	**J**	1.0	0.17	ug/L			03/01/24 14:54	1
Xylenes, Total	0.65	U	2.0	0.65	ug/L			03/01/24 14:54	1

Surrogate	*%Recovery*	*Qualifier*	*Limits*	*Prepared*	*Analyzed*	*Dil Fac*
1,2-Dichloroethane-d4 (Surr)	*94*		*70 - 130*		*03/01/24 14:54*	*1*
4-Bromofluorobenzene	*93*		*70 - 130*		*03/01/24 14:54*	*1*
Dibromofluoromethane (Surr)	*90*		*70 - 130*		*03/01/24 14:54*	*1*
Toluene-d8 (Surr)	*111*		*70 - 130*		*03/01/24 14:54*	*1*

Client Sample ID: RW-2S-(279-289)-022124

Lab Sample ID: 460-298741-8
Date Collected: 02/21/24 15:15
Matrix: Water
Date Received: 02/22/24 19:00

Method: SW846 8270E SIM ID - Semivolatile Organic Compounds (GC/MS SIM / Isotope Dilution)

Analyte	Result	Qualifier	RL	MDL	Unit	D	Prepared	Analyzed	Dil Fac
1,4-Dioxane	**6.1**		0.20	0.072	ug/L		02/26/24 09:00	02/26/24 17:23	1

Isotope Dilution	*%Recovery*	*Qualifier*	*Limits*	*Prepared*	*Analyzed*	*Dil Fac*
1,4-Dioxane-d8	*34*		*10 - 150*	*02/26/24 09:00*	*02/26/24 17:23*	*1*

Method: SW846 6020B - Metals (ICP/MS) - Total Recoverable

Analyte	Result	Qualifier	RL	MDL	Unit	D	Prepared	Analyzed	Dil Fac
Arsenic	**3.9**		2.0	1.2	ug/L		03/04/24 07:49	03/04/24 18:19	1
Lead	**0.58**	**J**	1.2	0.42	ug/L		03/04/24 07:49	03/04/24 18:19	1

Method: SW846 6020B - Metals (ICP/MS) - Dissolved

Analyte	Result	Qualifier	RL	MDL	Unit	D	Prepared	Analyzed	Dil Fac
Arsenic	**7.5**		2.0	1.2	ug/L		02/28/24 19:56	02/28/24 22:06	1
Lead	0.42	U	1.2	0.42	ug/L		02/28/24 19:56	02/28/24 22:06	1

Client Sample ID: TB-02

Lab Sample ID: 460-298741-9
Date Collected: 02/21/24 00:00
Matrix: Water
Date Received: 02/22/24 19:00

Method: SW846 8260D SIM - Volatile Organic Compounds (GC/MS)

Analyte	Result	Qualifier	RL	MDL	Unit	D	Prepared	Analyzed	Dil Fac
1,2,3-Trichloropropane	0.012	U	0.030	0.012	ug/L			03/01/24 12:25	1
1,2-Dibromo-3-Chloropropane	0.010	U	0.020	0.010	ug/L			03/01/24 12:25	1
1,4-Dioxane	0.33	U	0.40	0.33	ug/L			03/01/24 12:25	1
Ethylene Dibromide	0.0079	U	0.020	0.0079	ug/L			03/01/24 12:25	1

Surrogate	*%Recovery*	*Qualifier*	*Limits*	*Prepared*	*Analyzed*	*Dil Fac*
4-Bromofluorobenzene	*107*		*70 - 130*		*03/01/24 12:25*	*1*

Method: SW846 8260D - Volatile Organic Compounds by GC/MS

Analyte	Result	Qualifier	RL	MDL	Unit	D	Prepared	Analyzed	Dil Fac
1,1,1-Trichloroethane	0.24	U	1.0	0.24	ug/L			03/01/24 10:22	1
1,1,2,2-Tetrachloroethane	0.37	U	1.0	0.37	ug/L			03/01/24 10:22	1
1,1,2-Trichloro-1,2,2-trifluoroethane	0.31	U	1.0	0.31	ug/L			03/01/24 10:22	1
1,1,2-Trichloroethane	0.20	U	1.0	0.20	ug/L			03/01/24 10:22	1
1,1-Dichloroethane	0.26	U	1.0	0.26	ug/L			03/01/24 10:22	1
1,1-Dichloroethene	0.26	U	1.0	0.26	ug/L			03/01/24 10:22	1
1,2,3-Trichlorobenzene	0.36	U	1.0	0.36	ug/L			03/01/24 10:22	1
1,2,4-Trichlorobenzene	0.37	U	1.0	0.37	ug/L			03/01/24 10:22	1
1,2-Dichlorobenzene	0.21	U	1.0	0.21	ug/L			03/01/24 10:22	1
1,2-Dichloroethane	0.43	U	1.0	0.43	ug/L			03/01/24 10:22	1
1,2-Dichloropropane	0.35	U	1.0	0.35	ug/L			03/01/24 10:22	1
1,3-Dichlorobenzene	0.34	U	1.0	0.34	ug/L			03/01/24 10:22	1
1,4-Dichlorobenzene	0.33	U	1.0	0.33	ug/L			03/01/24 10:22	1
2-Butanone (MEK)	1.9	U	5.0	1.9	ug/L			03/01/24 10:22	1
2-Hexanone	1.1	U	5.0	1.1	ug/L			03/01/24 10:22	1
4-Methyl-2-pentanone (MIBK)	1.3	U	5.0	1.3	ug/L			03/01/24 10:22	1
Acetone	4.4	U	5.0	4.4	ug/L			03/01/24 10:22	1
Benzene	0.20	U	1.0	0.20	ug/L			03/01/24 10:22	1
Bromoform	**0.65**	**J**	1.0	0.54	ug/L			03/01/24 10:22	1
Bromomethane	0.55	U	1.0	0.55	ug/L			03/01/24 10:22	1
Carbon disulfide	0.82	U	1.0	0.82	ug/L			03/01/24 10:22	1

Client Sample ID: TB-02

Date Collected: 02/21/24 00:00
Date Received: 02/22/24 19:00

Lab Sample ID: 460-298741-9

Matrix: Water

Method: SW846 8260D - Volatile Organic Compounds by GC/MS (Continued)

Analyte	Result	Qualifier	RL	MDL	Unit	D	Prepared	Analyzed	Dil Fac
Carbon tetrachloride	0.21	U	1.0	0.21	ug/L			03/01/24 10:22	1
Chlorobenzene	0.38	U	1.0	0.38	ug/L			03/01/24 10:22	1
Chlorobromomethane	0.41	U	1.0	0.41	ug/L			03/01/24 10:22	1
Chlorodibromomethane	**0.51**	**J**	1.0	0.28	ug/L			03/01/24 10:22	1
Chloroethane	0.32	U	1.0	0.32	ug/L			03/01/24 10:22	1
Chloroform	0.33	U	1.0	0.33	ug/L			03/01/24 10:22	1
Chloromethane	**0.42**	**J**	1.0	0.40	ug/L			03/01/24 10:22	1
cis-1,2-Dichloroethene	0.22	U	1.0	0.22	ug/L			03/01/24 10:22	1
cis-1,3-Dichloropropene	0.22	U	1.0	0.22	ug/L			03/01/24 10:22	1
Cyclohexane	0.32	U	1.0	0.32	ug/L			03/01/24 10:22	1
Dichlorobromomethane	0.34	U	1.0	0.34	ug/L			03/01/24 10:22	1
Dichlorodifluoromethane	0.31	U	1.0	0.31	ug/L			03/01/24 10:22	1
Ethylbenzene	0.30	U	1.0	0.30	ug/L			03/01/24 10:22	1
Isopropylbenzene	0.34	U	1.0	0.34	ug/L			03/01/24 10:22	1
Methyl acetate	0.79	U	5.0	0.79	ug/L			03/01/24 10:22	1
Methyl tert-butyl ether	0.22	U	1.0	0.22	ug/L			03/01/24 10:22	1
Methylcyclohexane	0.71	U	1.0	0.71	ug/L			03/01/24 10:22	1
Methylene Chloride	0.32	U	1.0	0.32	ug/L			03/01/24 10:22	1
Styrene	0.42	U	1.0	0.42	ug/L			03/01/24 10:22	1
Tetrachloroethene	0.25	U	1.0	0.25	ug/L			03/01/24 10:22	1
Toluene	0.38	U	1.0	0.38	ug/L			03/01/24 10:22	1
trans-1,2-Dichloroethene	0.24	U	1.0	0.24	ug/L			03/01/24 10:22	1
trans-1,3-Dichloropropene	0.22	U	1.0	0.22	ug/L			03/01/24 10:22	1
Trichloroethene	0.31	U	1.0	0.31	ug/L			03/01/24 10:22	1
Trichlorofluoromethane	0.32	U	1.0	0.32	ug/L			03/01/24 10:22	1
Vinyl chloride	0.17	U	1.0	0.17	ug/L			03/01/24 10:22	1
Xylenes, Total	0.65	U	2.0	0.65	ug/L			03/01/24 10:22	1

Surrogate	*%Recovery*	*Qualifier*	*Limits*	*Prepared*	*Analyzed*	*Dil Fac*
1,2-Dichloroethane-d4 (Surr)	*96*		*70 - 130*		*03/01/24 10:22*	*1*
4-Bromofluorobenzene	*92*		*70 - 130*		*03/01/24 10:22*	*1*
Dibromofluoromethane (Surr)	*89*		*70 - 130*		*03/01/24 10:22*	*1*
Toluene-d8 (Surr)	*112*		*70 - 130*		*03/01/24 10:22*	*1*

Surrogate Summary

Client: Cornerstone Environmental Group, LLC
Project/Site: FORD Ringwood Mines E203361 (2024)

Job ID: 460-298741-1

Method: 8260D - Volatile Organic Compounds by GC/MS

Matrix: Water **Prep Type: Total/NA**

		Percent Surrogate Recovery (Acceptance Limits)			
		DCA	BFB	DBFM	TOL
Lab Sample ID	Client Sample ID	(70-130)	(70-130)	(70-130)	(70-130)
460-298741-1	RW-10S-(120-130)-022124	97	95	91	110
460-298741-2	RW-10D-(185-195)-022124	98	94	89	110
460-298741-3	RW-8D-(204-214)-022124	98	95	90	111
460-298741-4	RW-8S-(163-173)-022124	99	94	90	110
460-298741-5	RW-9S-(139-149)-022124	96	93	90	112
460-298741-6	RW-9D-(206-216)-022124	95	92	89	113
460-298741-7	RW-2D-(452-462)-022124	95	94	88	111
460-298741-8	RW-2S-(279-289)-022124	94	93	90	111
460-298741-9	TB-02	96	92	89	112
LCS 460-961955/3	Lab Control Sample	96	92	87	113
LCS 460-961988/4	Lab Control Sample	93	93	88	110
LCSD 460-961955/4	Lab Control Sample Dup	96	91	86	113
LCSD 460-961988/5	Lab Control Sample Dup	92	92	87	111
MB 460-961955/8	Method Blank	98	92	88	112
MB 460-961988/8	Method Blank	97	90	88	112

Surrogate Legend

DCA = 1,2-Dichloroethane-d4 (Surr)
BFB = 4-Bromofluorobenzene
DBFM = Dibromofluoromethane (Surr)
TOL = Toluene-d8 (Surr)

Method: 8260D SIM - Volatile Organic Compounds (GC/MS)

Matrix: Water **Prep Type: Total/NA**

		Percent Surrogate Recovery (Acceptance Limits)
		BFB
Lab Sample ID	Client Sample ID	(70-130)
460-298741-1	RW-10S-(120-130)-022124	99
460-298741-2	RW-10D-(185-195)-022124	102
460-298741-3	RW-8D-(204-214)-022124	96
460-298741-4	RW-8S-(163-173)-022124	96
460-298741-5	RW-9S-(139-149)-022124	101
460-298741-6	RW-9D-(206-216)-022124	106
460-298741-7	RW-2D-(452-462)-022124	106
460-298741-8	RW-2S-(279-289)-022124	106
460-298741-9	TB-02	107
460-299009-C-2 MS	Matrix Spike	111
460-299009-C-2 MSD	Matrix Spike Duplicate	104
LCS 460-961773/3	Lab Control Sample	94
LCS 460-961989/3	Lab Control Sample	105
LCSD 460-961773/4	Lab Control Sample Dup	99
LCSD 460-961989/4	Lab Control Sample Dup	101
MB 460-961773/7	Method Blank	97
MB 460-961989/7	Method Blank	99

Surrogate Legend

BFB = 4-Bromofluorobenzene

Isotope Dilution Summary

Client: Cornerstone Environmental Group, LLC
Project/Site: FORD Ringwood Mines E203361 (2024)

Job ID: 460-298741-1

Method: 8270E SIM ID - Semivolatile Organic Compounds (GC/MS SIM / Isotope Dilution)

Matrix: Water **Prep Type: Total/NA**

		Percent Isotope Dilution Recovery (Acceptance Limits)							
Lab Sample ID	**Client Sample ID**	**DXE (10-150)**							
460-298741-1	RW-10S-(120-130)-022124	38							
460-298741-2	RW-10D-(185-195)-022124	36							
460-298741-3	RW-8D-(204-214)-022124	35							
460-298741-4	RW-8S-(163-173)-022124	36							
460-298741-5	RW-9S-(139-149)-022124	36							
460-298741-6	RW-9D-(206-216)-022124	34							
460-298741-7	RW-2D-(452-462)-022124	38							
460-298741-8	RW-2S-(279-289)-022124	34							
LCS 460-961177/2-A	Lab Control Sample	37							
LCSD 460-961177/3-A	Lab Control Sample Dup	32							
MB 460-961177/1-A	Method Blank	29							

Surrogate Legend

DXE = 1,4-Dioxane-d8

Method: 8260D - Volatile Organic Compounds by GC/MS

Lab Sample ID: MB 460-961955/8
Matrix: Water
Analysis Batch: 961955

Client Sample ID: Method Blank
Prep Type: Total/NA

Analyte	MB Result	MB Qualifier	RL	MDL	Unit	D	Prepared	Analyzed	Dil Fac
1,1,1-Trichloroethane	0.24	U	1.0	0.24	ug/L			02/29/24 22:37	1
1,1,2,2-Tetrachloroethane	0.37	U	1.0	0.37	ug/L			02/29/24 22:37	1
1,1,2-Trichloro-1,2,2-trifluoroethane	0.31	U	1.0	0.31	ug/L			02/29/24 22:37	1
1,1,2-Trichloroethane	0.20	U	1.0	0.20	ug/L			02/29/24 22:37	1
1,1-Dichloroethane	0.26	U	1.0	0.26	ug/L			02/29/24 22:37	1
1,1-Dichloroethene	0.26	U	1.0	0.26	ug/L			02/29/24 22:37	1
1,2,3-Trichlorobenzene	0.36	U	1.0	0.36	ug/L			02/29/24 22:37	1
1,2,4-Trichlorobenzene	0.37	U	1.0	0.37	ug/L			02/29/24 22:37	1
1,2-Dichlorobenzene	0.21	U	1.0	0.21	ug/L			02/29/24 22:37	1
1,2-Dichloroethane	0.43	U	1.0	0.43	ug/L			02/29/24 22:37	1
1,2-Dichloropropane	0.35	U	1.0	0.35	ug/L			02/29/24 22:37	1
1,3-Dichlorobenzene	0.34	U	1.0	0.34	ug/L			02/29/24 22:37	1
1,4-Dichlorobenzene	0.33	U	1.0	0.33	ug/L			02/29/24 22:37	1
2-Butanone (MEK)	1.9	U	5.0	1.9	ug/L			02/29/24 22:37	1
2-Hexanone	1.1	U	5.0	1.1	ug/L			02/29/24 22:37	1
4-Methyl-2-pentanone (MIBK)	1.3	U	5.0	1.3	ug/L			02/29/24 22:37	1
Acetone	4.4	U	5.0	4.4	ug/L			02/29/24 22:37	1
Benzene	0.20	U	1.0	0.20	ug/L			02/29/24 22:37	1
Bromoform	0.54	U	1.0	0.54	ug/L			02/29/24 22:37	1
Bromomethane	0.55	U	1.0	0.55	ug/L			02/29/24 22:37	1
Carbon disulfide	0.82	U	1.0	0.82	ug/L			02/29/24 22:37	1
Carbon tetrachloride	0.21	U	1.0	0.21	ug/L			02/29/24 22:37	1
Chlorobenzene	0.38	U	1.0	0.38	ug/L			02/29/24 22:37	1
Chlorobromomethane	0.41	U	1.0	0.41	ug/L			02/29/24 22:37	1
Chlorodibromomethane	0.28	U	1.0	0.28	ug/L			02/29/24 22:37	1
Chloroethane	0.32	U	1.0	0.32	ug/L			02/29/24 22:37	1
Chloroform	0.33	U	1.0	0.33	ug/L			02/29/24 22:37	1
Chloromethane	0.40	U	1.0	0.40	ug/L			02/29/24 22:37	1
cis-1,2-Dichloroethene	0.22	U	1.0	0.22	ug/L			02/29/24 22:37	1
cis-1,3-Dichloropropene	0.22	U	1.0	0.22	ug/L			02/29/24 22:37	1
Cyclohexane	0.32	U	1.0	0.32	ug/L			02/29/24 22:37	1
Dichlorobromomethane	0.34	U	1.0	0.34	ug/L			02/29/24 22:37	1
Dichlorodifluoromethane	0.31	U	1.0	0.31	ug/L			02/29/24 22:37	1
Ethylbenzene	0.30	U	1.0	0.30	ug/L			02/29/24 22:37	1
Isopropylbenzene	0.34	U	1.0	0.34	ug/L			02/29/24 22:37	1
Methyl acetate	0.79	U	5.0	0.79	ug/L			02/29/24 22:37	1
Methyl tert-butyl ether	0.22	U	1.0	0.22	ug/L			02/29/24 22:37	1
Methylcyclohexane	0.71	U	1.0	0.71	ug/L			02/29/24 22:37	1
Methylene Chloride	0.32	U	1.0	0.32	ug/L			02/29/24 22:37	1
Styrene	0.42	U	1.0	0.42	ug/L			02/29/24 22:37	1
Tetrachloroethene	0.25	U	1.0	0.25	ug/L			02/29/24 22:37	1
Toluene	0.38	U	1.0	0.38	ug/L			02/29/24 22:37	1
trans-1,2-Dichloroethene	0.24	U	1.0	0.24	ug/L			02/29/24 22:37	1
trans-1,3-Dichloropropene	0.22	U	1.0	0.22	ug/L			02/29/24 22:37	1
Trichloroethene	0.31	U	1.0	0.31	ug/L			02/29/24 22:37	1
Trichlorofluoromethane	0.32	U	1.0	0.32	ug/L			02/29/24 22:37	1
Vinyl chloride	0.17	U	1.0	0.17	ug/L			02/29/24 22:37	1
Xylenes, Total	0.65	U	2.0	0.65	ug/L			02/29/24 22:37	1

Method: 8260D - Volatile Organic Compounds by GC/MS (Continued)

Lab Sample ID: MB 460-961955/8
Matrix: Water
Analysis Batch: 961955

Client Sample ID: Method Blank
Prep Type: Total/NA

Surrogate	MB %Recovery	MB Qualifier	Limits	Prepared	Analyzed	Dil Fac
1,2-Dichloroethane-d4 (Surr)	98		70 - 130		02/29/24 22:37	1
4-Bromofluorobenzene	92		70 - 130		02/29/24 22:37	1
Dibromofluoromethane (Surr)	88		70 - 130		02/29/24 22:37	1
Toluene-d8 (Surr)	112		70 - 130		02/29/24 22:37	1

Lab Sample ID: LCS 460-961955/3
Matrix: Water
Analysis Batch: 961955

Client Sample ID: Lab Control Sample
Prep Type: Total/NA

Analyte	Spike Added	LCS Result	LCS Qualifier	Unit	D	%Rec	%Rec Limits
1,1,1-Trichloroethane	20.0	16.9		ug/L		84	70 - 130
1,1,2,2-Tetrachloroethane	20.0	23.5		ug/L		117	70 - 130
1,1,2-Trichloro-1,2,2-trifluoroethane	20.0	19.7		ug/L		98	70 - 130
1,1,2-Trichloroethane	20.0	21.0		ug/L		105	70 - 130
1,1-Dichloroethane	20.0	18.9		ug/L		94	70 - 130
1,1-Dichloroethene	20.0	17.6		ug/L		88	70 - 130
1,2,3-Trichlorobenzene	20.0	20.0		ug/L		100	70 - 130
1,2,4-Trichlorobenzene	20.0	20.6		ug/L		103	70 - 130
1,2-Dichlorobenzene	20.0	21.8		ug/L		109	70 - 130
1,2-Dichloroethane	20.0	17.3		ug/L		86	70 - 130
1,2-Dichloropropane	20.0	18.8		ug/L		94	70 - 130
1,3-Dichlorobenzene	20.0	21.5		ug/L		108	70 - 130
1,4-Dichlorobenzene	20.0	21.2		ug/L		106	70 - 130
2-Butanone (MEK)	100	94.7		ug/L		95	40 - 160
2-Hexanone	100	96.7		ug/L		97	40 - 160
4-Methyl-2-pentanone (MIBK)	100	101		ug/L		101	40 - 160
Acetone	100	84.1		ug/L		84	40 - 160
Benzene	20.0	22.1		ug/L		111	70 - 130
Bromoform	20.0	18.4		ug/L		92	70 - 130
Bromomethane	20.0	17.0		ug/L		85	40 - 160
Carbon disulfide	20.0	18.4		ug/L		92	40 - 160
Carbon tetrachloride	20.0	17.5		ug/L		87	70 - 130
Chlorobenzene	20.0	20.7		ug/L		104	70 - 130
Chlorobromomethane	20.0	16.9		ug/L		85	70 - 130
Chlorodibromomethane	20.0	20.2		ug/L		101	70 - 130
Chloroethane	20.0	22.0		ug/L		110	40 - 160
Chloroform	20.0	17.7		ug/L		88	70 - 130
Chloromethane	20.0	18.0		ug/L		90	40 - 160
cis-1,2-Dichloroethene	20.0	18.1		ug/L		90	70 - 130
cis-1,3-Dichloropropene	20.0	21.9		ug/L		109	70 - 130
Cyclohexane	20.0	19.5		ug/L		98	70 - 130
Dichlorobromomethane	20.0	17.7		ug/L		89	70 - 130
Dichlorodifluoromethane	20.0	17.2		ug/L		86	40 - 160
Ethylbenzene	20.0	20.9		ug/L		105	70 - 130
Isopropylbenzene	20.0	21.8		ug/L		109	70 - 130
Methyl acetate	40.0	37.1		ug/L		93	70 - 130
Methyl tert-butyl ether	20.0	19.2		ug/L		96	70 - 130
Methylcyclohexane	20.0	20.5		ug/L		103	70 - 130

Method: 8260D - Volatile Organic Compounds by GC/MS (Continued)

Lab Sample ID: LCS 460-961955/3
Matrix: Water
Analysis Batch: 961955

Client Sample ID: Lab Control Sample
Prep Type: Total/NA

Analyte	Spike Added	LCS Result	LCS Qualifier	Unit	D	%Rec	%Rec Limits
Methylene Chloride	20.0	18.4		ug/L		92	70 - 130
Styrene	20.0	21.2		ug/L		106	70 - 130
Tetrachloroethene	20.0	19.3		ug/L		96	70 - 130
Toluene	20.0	20.7		ug/L		103	70 - 130
trans-1,2-Dichloroethene	20.0	18.0		ug/L		90	70 - 130
trans-1,3-Dichloropropene	20.0	21.9		ug/L		109	70 - 130
Trichloroethene	20.0	17.0		ug/L		85	70 - 130
Trichlorofluoromethane	20.0	18.6		ug/L		93	40 - 160
Vinyl chloride	20.0	17.1		ug/L		86	70 - 130
Xylenes, Total	40.0	42.0		ug/L		105	70 - 130

Surrogate	*LCS %Recovery*	*LCS Qualifier*	*Limits*
1,2-Dichloroethane-d4 (Surr)	*96*		*70 - 130*
4-Bromofluorobenzene	*92*		*70 - 130*
Dibromofluoromethane (Surr)	*87*		*70 - 130*
Toluene-d8 (Surr)	*113*		*70 - 130*

Lab Sample ID: LCSD 460-961955/4
Matrix: Water
Analysis Batch: 961955

Client Sample ID: Lab Control Sample Dup
Prep Type: Total/NA

Analyte	Spike Added	LCSD Result	LCSD Qualifier	Unit	D	%Rec	%Rec Limits	RPD	RPD Limit
1,1,1-Trichloroethane	20.0	18.0		ug/L		90	70 - 130	6	20
1,1,2,2-Tetrachloroethane	20.0	23.2		ug/L		116	70 - 130	1	20
1,1,2-Trichloro-1,2,2-trifluoroethane	20.0	20.6		ug/L		103	70 - 130	5	20
1,1,2-Trichloroethane	20.0	20.6		ug/L		103	70 - 130	2	20
1,1-Dichloroethane	20.0	19.1		ug/L		96	70 - 130	1	20
1,1-Dichloroethene	20.0	18.7		ug/L		93	70 - 130	6	20
1,2,3-Trichlorobenzene	20.0	20.5		ug/L		102	70 - 130	3	20
1,2,4-Trichlorobenzene	20.0	21.1		ug/L		105	70 - 130	2	20
1,2-Dichlorobenzene	20.0	22.1		ug/L		111	70 - 130	1	20
1,2-Dichloroethane	20.0	17.3		ug/L		86	70 - 130	0	20
1,2-Dichloropropane	20.0	19.0		ug/L		95	70 - 130	1	20
1,3-Dichlorobenzene	20.0	22.6		ug/L		113	70 - 130	5	20
1,4-Dichlorobenzene	20.0	22.0		ug/L		110	70 - 130	4	20
2-Butanone (MEK)	100	96.9		ug/L		97	40 - 160	2	20
2-Hexanone	100	98.4		ug/L		98	40 - 160	2	20
4-Methyl-2-pentanone (MIBK)	100	103		ug/L		103	40 - 160	1	20
Acetone	100	90.4		ug/L		90	40 - 160	7	20
Benzene	20.0	22.7		ug/L		113	70 - 130	2	20
Bromoform	20.0	18.4		ug/L		92	70 - 130	0	20
Bromomethane	20.0	19.6		ug/L		98	40 - 160	15	20
Carbon disulfide	20.0	18.6		ug/L		93	40 - 160	1	20
Carbon tetrachloride	20.0	17.7		ug/L		88	70 - 130	1	20
Chlorobenzene	20.0	21.5		ug/L		107	70 - 130	3	20
Chlorobromomethane	20.0	16.9		ug/L		85	70 - 130	0	20
Chlorodibromomethane	20.0	20.5		ug/L		103	70 - 130	2	20
Chloroethane	20.0	23.5		ug/L		118	40 - 160	7	20

Method: 8260D - Volatile Organic Compounds by GC/MS (Continued)

Lab Sample ID: LCSD 460-961955/4
Matrix: Water
Analysis Batch: 961955

Client Sample ID: Lab Control Sample Dup
Prep Type: Total/NA

Analyte	Spike Added	LCSD Result	LCSD Qualifier	Unit	D	%Rec	%Rec Limits	RPD	RPD Limit
Chloroform	20.0	17.7		ug/L		89	70 - 130	0	20
Chloromethane	20.0	18.2		ug/L		91	40 - 160	1	20
cis-1,2-Dichloroethene	20.0	18.0		ug/L		90	70 - 130	0	20
cis-1,3-Dichloropropene	20.0	22.1		ug/L		111	70 - 130	1	20
Cyclohexane	20.0	20.2		ug/L		101	70 - 130	3	20
Dichlorobromomethane	20.0	17.6		ug/L		88	70 - 130	1	20
Dichlorodifluoromethane	20.0	17.4		ug/L		87	40 - 160	1	20
Ethylbenzene	20.0	21.7		ug/L		109	70 - 130	4	20
Isopropylbenzene	20.0	22.6		ug/L		113	70 - 130	3	20
Methyl acetate	40.0	35.1		ug/L		88	70 - 130	5	20
Methyl tert-butyl ether	20.0	19.2		ug/L		96	70 - 130	0	20
Methylcyclohexane	20.0	21.3		ug/L		106	70 - 130	3	20
Methylene Chloride	20.0	18.6		ug/L		93	70 - 130	1	20
Styrene	20.0	22.0		ug/L		110	70 - 130	3	20
Tetrachloroethene	20.0	20.2		ug/L		101	70 - 130	5	20
Toluene	20.0	21.4		ug/L		107	70 - 130	3	20
trans-1,2-Dichloroethene	20.0	18.6		ug/L		93	70 - 130	3	20
trans-1,3-Dichloropropene	20.0	22.2		ug/L		111	70 - 130	1	20
Trichloroethene	20.0	17.4		ug/L		87	70 - 130	2	20
Trichlorofluoromethane	20.0	18.9		ug/L		95	40 - 160	2	20
Vinyl chloride	20.0	17.4		ug/L		87	70 - 130	2	20
Xylenes, Total	40.0	43.1		ug/L		108	70 - 130	3	20

Surrogate	*LCSD %Recovery*	*LCSD Qualifier*	*Limits*
1,2-Dichloroethane-d4 (Surr)	*96*		*70 - 130*
4-Bromofluorobenzene	*91*		*70 - 130*
Dibromofluoromethane (Surr)	*86*		*70 - 130*
Toluene-d8 (Surr)	*113*		*70 - 130*

Lab Sample ID: MB 460-961988/8
Matrix: Water
Analysis Batch: 961988

Client Sample ID: Method Blank
Prep Type: Total/NA

Analyte	MB Result	MB Qualifier	RL	MDL	Unit	D	Prepared	Analyzed	Dil Fac
1,1,1-Trichloroethane	0.24	U	1.0	0.24	ug/L			03/01/24 10:00	1
1,1,2,2-Tetrachloroethane	0.37	U	1.0	0.37	ug/L			03/01/24 10:00	1
1,1,2-Trichloro-1,2,2-trifluoroethane	0.31	U	1.0	0.31	ug/L			03/01/24 10:00	1
1,1,2-Trichloroethane	0.20	U	1.0	0.20	ug/L			03/01/24 10:00	1
1,1-Dichloroethane	0.26	U	1.0	0.26	ug/L			03/01/24 10:00	1
1,1-Dichloroethene	0.26	U	1.0	0.26	ug/L			03/01/24 10:00	1
1,2,3-Trichlorobenzene	0.36	U	1.0	0.36	ug/L			03/01/24 10:00	1
1,2,4-Trichlorobenzene	0.37	U	1.0	0.37	ug/L			03/01/24 10:00	1
1,2-Dichlorobenzene	0.21	U	1.0	0.21	ug/L			03/01/24 10:00	1
1,2-Dichloroethane	0.43	U	1.0	0.43	ug/L			03/01/24 10:00	1
1,2-Dichloropropane	0.35	U	1.0	0.35	ug/L			03/01/24 10:00	1
1,3-Dichlorobenzene	0.34	U	1.0	0.34	ug/L			03/01/24 10:00	1
1,4-Dichlorobenzene	0.33	U	1.0	0.33	ug/L			03/01/24 10:00	1
2-Butanone (MEK)	1.9	U	5.0	1.9	ug/L			03/01/24 10:00	1

Method: 8260D - Volatile Organic Compounds by GC/MS (Continued)

Lab Sample ID: MB 460-961988/8
Matrix: Water
Analysis Batch: 961988

Client Sample ID: Method Blank
Prep Type: Total/NA

Analyte	MB Result	MB Qualifier	RL	MDL	Unit	D	Prepared	Analyzed	Dil Fac
2-Hexanone	1.1	U	5.0	1.1	ug/L			03/01/24 10:00	1
4-Methyl-2-pentanone (MIBK)	1.3	U	5.0	1.3	ug/L			03/01/24 10:00	1
Acetone	4.4	U	5.0	4.4	ug/L			03/01/24 10:00	1
Benzene	0.20	U	1.0	0.20	ug/L			03/01/24 10:00	1
Bromoform	0.54	U	1.0	0.54	ug/L			03/01/24 10:00	1
Bromomethane	0.55	U	1.0	0.55	ug/L			03/01/24 10:00	1
Carbon disulfide	0.82	U	1.0	0.82	ug/L			03/01/24 10:00	1
Carbon tetrachloride	0.21	U	1.0	0.21	ug/L			03/01/24 10:00	1
Chlorobenzene	0.38	U	1.0	0.38	ug/L			03/01/24 10:00	1
Chlorobromomethane	0.41	U	1.0	0.41	ug/L			03/01/24 10:00	1
Chlorodibromomethane	0.28	U	1.0	0.28	ug/L			03/01/24 10:00	1
Chloroethane	0.32	U	1.0	0.32	ug/L			03/01/24 10:00	1
Chloroform	0.33	U	1.0	0.33	ug/L			03/01/24 10:00	1
Chloromethane	0.40	U	1.0	0.40	ug/L			03/01/24 10:00	1
cis-1,2-Dichloroethene	0.22	U	1.0	0.22	ug/L			03/01/24 10:00	1
cis-1,3-Dichloropropene	0.22	U	1.0	0.22	ug/L			03/01/24 10:00	1
Cyclohexane	0.32	U	1.0	0.32	ug/L			03/01/24 10:00	1
Dichlorobromomethane	0.34	U	1.0	0.34	ug/L			03/01/24 10:00	1
Dichlorodifluoromethane	0.31	U	1.0	0.31	ug/L			03/01/24 10:00	1
Ethylbenzene	0.30	U	1.0	0.30	ug/L			03/01/24 10:00	1
Isopropylbenzene	0.34	U	1.0	0.34	ug/L			03/01/24 10:00	1
Methyl acetate	0.79	U	5.0	0.79	ug/L			03/01/24 10:00	1
Methyl tert-butyl ether	0.22	U	1.0	0.22	ug/L			03/01/24 10:00	1
Methylcyclohexane	0.71	U	1.0	0.71	ug/L			03/01/24 10:00	1
Methylene Chloride	0.32	U	1.0	0.32	ug/L			03/01/24 10:00	1
Styrene	0.42	U	1.0	0.42	ug/L			03/01/24 10:00	1
Tetrachloroethene	0.25	U	1.0	0.25	ug/L			03/01/24 10:00	1
Toluene	0.38	U	1.0	0.38	ug/L			03/01/24 10:00	1
trans-1,2-Dichloroethene	0.24	U	1.0	0.24	ug/L			03/01/24 10:00	1
trans-1,3-Dichloropropene	0.22	U	1.0	0.22	ug/L			03/01/24 10:00	1
Trichloroethene	0.31	U	1.0	0.31	ug/L			03/01/24 10:00	1
Trichlorofluoromethane	0.32	U	1.0	0.32	ug/L			03/01/24 10:00	1
Vinyl chloride	0.17	U	1.0	0.17	ug/L			03/01/24 10:00	1
Xylenes, Total	0.65	U	2.0	0.65	ug/L			03/01/24 10:00	1

Surrogate	*MB %Recovery*	*MB Qualifier*	*Limits*	*Prepared*	*Analyzed*	*Dil Fac*
1,2-Dichloroethane-d4 (Surr)	*97*		*70 - 130*		*03/01/24 10:00*	*1*
4-Bromofluorobenzene	*90*		*70 - 130*		*03/01/24 10:00*	*1*
Dibromofluoromethane (Surr)	*88*		*70 - 130*		*03/01/24 10:00*	*1*
Toluene-d8 (Surr)	*112*		*70 - 130*		*03/01/24 10:00*	*1*

Lab Sample ID: LCS 460-961988/4
Matrix: Water
Analysis Batch: 961988

Client Sample ID: Lab Control Sample
Prep Type: Total/NA

Analyte	Spike Added	LCS Result	LCS Qualifier	Unit	D	%Rec	%Rec Limits
1,1,1-Trichloroethane	20.0	18.5		ug/L		93	70 - 130
1,1,2,2-Tetrachloroethane	20.0	23.5		ug/L		118	70 - 130

Method: 8260D - Volatile Organic Compounds by GC/MS (Continued)

Lab Sample ID: LCS 460-961988/4
Matrix: Water
Analysis Batch: 961988

Client Sample ID: Lab Control Sample
Prep Type: Total/NA

Analyte	Spike Added	LCS Result	LCS Qualifier	Unit	D	%Rec	%Rec Limits
1,1,2-Trichloro-1,2,2-trifluoroethane	20.0	17.6		ug/L		88	70 - 130
1,1,2-Trichloroethane	20.0	21.5		ug/L		107	70 - 130
1,1-Dichloroethane	20.0	19.4		ug/L		97	70 - 130
1,1-Dichloroethene	20.0	19.4		ug/L		97	70 - 130
1,2,3-Trichlorobenzene	20.0	22.4		ug/L		112	70 - 130
1,2,4-Trichlorobenzene	20.0	22.5		ug/L		113	70 - 130
1,2-Dichlorobenzene	20.0	22.8		ug/L		114	70 - 130
1,2-Dichloroethane	20.0	17.6		ug/L		88	70 - 130
1,2-Dichloropropane	20.0	19.0		ug/L		95	70 - 130
1,3-Dichlorobenzene	20.0	22.9		ug/L		115	70 - 130
1,4-Dichlorobenzene	20.0	22.8		ug/L		114	70 - 130
2-Butanone (MEK)	100	102		ug/L		102	40 - 160
2-Hexanone	100	101		ug/L		101	40 - 160
4-Methyl-2-pentanone (MIBK)	100	104		ug/L		104	40 - 160
Acetone	100	94.1		ug/L		94	40 - 160
Benzene	20.0	22.5		ug/L		113	70 - 130
Bromoform	20.0	18.4		ug/L		92	70 - 130
Bromomethane	20.0	22.9		ug/L		115	40 - 160
Carbon disulfide	20.0	20.3		ug/L		102	40 - 160
Carbon tetrachloride	20.0	18.5		ug/L		92	70 - 130
Chlorobenzene	20.0	21.8		ug/L		109	70 - 130
Chlorobromomethane	20.0	18.0		ug/L		90	70 - 130
Chlorodibromomethane	20.0	21.0		ug/L		105	70 - 130
Chloroethane	20.0	23.1		ug/L		116	40 - 160
Chloroform	20.0	18.6		ug/L		93	70 - 130
Chloromethane	20.0	16.8		ug/L		84	40 - 160
cis-1,2-Dichloroethene	20.0	19.1		ug/L		96	70 - 130
cis-1,3-Dichloropropene	20.0	22.5		ug/L		112	70 - 130
Cyclohexane	20.0	18.2		ug/L		91	70 - 130
Dichlorobromomethane	20.0	18.2		ug/L		91	70 - 130
Dichlorodifluoromethane	20.0	13.2		ug/L		66	40 - 160
Ethylbenzene	20.0	22.2		ug/L		111	70 - 130
Isopropylbenzene	20.0	23.2		ug/L		116	70 - 130
Methyl acetate	40.0	37.3		ug/L		93	70 - 130
Methyl tert-butyl ether	20.0	20.2		ug/L		101	70 - 130
Methylcyclohexane	20.0	18.1		ug/L		91	70 - 130
Methylene Chloride	20.0	19.5		ug/L		98	70 - 130
Styrene	20.0	22.6		ug/L		113	70 - 130
Tetrachloroethene	20.0	20.5		ug/L		103	70 - 130
Toluene	20.0	21.1		ug/L		106	70 - 130
trans-1,2-Dichloroethene	20.0	19.5		ug/L		98	70 - 130
trans-1,3-Dichloropropene	20.0	22.1		ug/L		111	70 - 130
Trichloroethene	20.0	18.0		ug/L		90	70 - 130
Trichlorofluoromethane	20.0	17.4		ug/L		87	40 - 160
Vinyl chloride	20.0	16.2		ug/L		81	70 - 130
Xylenes, Total	40.0	44.3		ug/L		111	70 - 130

Method: 8260D - Volatile Organic Compounds by GC/MS (Continued)

Lab Sample ID: LCS 460-961988/4
Matrix: Water
Analysis Batch: 961988

Client Sample ID: Lab Control Sample
Prep Type: Total/NA

Surrogate	*LCS %Recovery*	*LCS Qualifier*	*Limits*
1,2-Dichloroethane-d4 (Surr)	*93*		*70 - 130*
4-Bromofluorobenzene	*93*		*70 - 130*
Dibromofluoromethane (Surr)	*88*		*70 - 130*
Toluene-d8 (Surr)	*110*		*70 - 130*

Lab Sample ID: LCSD 460-961988/5
Matrix: Water
Analysis Batch: 961988

Client Sample ID: Lab Control Sample Dup
Prep Type: Total/NA

Analyte	Spike Added	LCSD Result	LCSD Qualifier	Unit	D	%Rec	%Rec Limits	RPD	RPD Limit
1,1,1-Trichloroethane	20.0	17.9		ug/L		90	70 - 130	4	20
1,1,2,2-Tetrachloroethane	20.0	23.1		ug/L		115	70 - 130	2	20
1,1,2-Trichloro-1,2,2-trifluoroethane	20.0	17.6		ug/L		88	70 - 130	0	20
1,1,2-Trichloroethane	20.0	21.2		ug/L		106	70 - 130	2	20
1,1-Dichloroethane	20.0	18.9		ug/L		95	70 - 130	3	20
1,1-Dichloroethene	20.0	18.4		ug/L		92	70 - 130	5	20
1,2,3-Trichlorobenzene	20.0	21.6		ug/L		108	70 - 130	3	20
1,2,4-Trichlorobenzene	20.0	22.0		ug/L		110	70 - 130	2	20
1,2-Dichlorobenzene	20.0	22.7		ug/L		114	70 - 130	1	20
1,2-Dichloroethane	20.0	17.0		ug/L		85	70 - 130	3	20
1,2-Dichloropropane	20.0	18.5		ug/L		93	70 - 130	3	20
1,3-Dichlorobenzene	20.0	23.2		ug/L		116	70 - 130	1	20
1,4-Dichlorobenzene	20.0	22.5		ug/L		113	70 - 130	1	20
2-Butanone (MEK)	100	104		ug/L		104	40 - 160	2	20
2-Hexanone	100	99.7		ug/L		100	40 - 160	2	20
4-Methyl-2-pentanone (MIBK)	100	103		ug/L		103	40 - 160	0	20
Acetone	100	94.7		ug/L		95	40 - 160	1	20
Benzene	20.0	22.3		ug/L		112	70 - 130	1	20
Bromoform	20.0	18.4		ug/L		92	70 - 130	0	20
Bromomethane	20.0	19.8		ug/L		99	40 - 160	15	20
Carbon disulfide	20.0	19.6		ug/L		98	40 - 160	4	20
Carbon tetrachloride	20.0	17.7		ug/L		89	70 - 130	4	20
Chlorobenzene	20.0	21.7		ug/L		109	70 - 130	0	20
Chlorobromomethane	20.0	17.9		ug/L		90	70 - 130	0	20
Chlorodibromomethane	20.0	20.7		ug/L		103	70 - 130	2	20
Chloroethane	20.0	21.5		ug/L		108	40 - 160	7	20
Chloroform	20.0	17.8		ug/L		89	70 - 130	4	20
Chloromethane	20.0	16.0		ug/L		80	40 - 160	5	20
cis-1,2-Dichloroethene	20.0	18.4		ug/L		92	70 - 130	4	20
cis-1,3-Dichloropropene	20.0	21.8		ug/L		109	70 - 130	3	20
Cyclohexane	20.0	18.0		ug/L		90	70 - 130	1	20
Dichlorobromomethane	20.0	17.9		ug/L		90	70 - 130	2	20
Dichlorodifluoromethane	20.0	12.9		ug/L		65	40 - 160	2	20
Ethylbenzene	20.0	21.7		ug/L		108	70 - 130	3	20
Isopropylbenzene	20.0	22.6		ug/L		113	70 - 130	2	20
Methyl acetate	40.0	37.3		ug/L		93	70 - 130	0	20
Methyl tert-butyl ether	20.0	19.5		ug/L		97	70 - 130	4	20
Methylcyclohexane	20.0	18.5		ug/L		93	70 - 130	2	20

Method: 8260D - Volatile Organic Compounds by GC/MS (Continued)

Lab Sample ID: LCSD 460-961988/5
Matrix: Water
Analysis Batch: 961988

Client Sample ID: Lab Control Sample Dup
Prep Type: Total/NA

Analyte			Spike Added	LCSD Result	LCSD Qualifier	Unit	D	%Rec	%Rec Limits	RPD	RPD Limit
Methylene Chloride			20.0	18.7		ug/L		93	70 - 130	5	20
Styrene			20.0	22.2		ug/L		111	70 - 130	2	20
Tetrachloroethene			20.0	20.4		ug/L		102	70 - 130	1	20
Toluene			20.0	21.2		ug/L		106	70 - 130	0	20
trans-1,2-Dichloroethene			20.0	19.0		ug/L		95	70 - 130	2	20
trans-1,3-Dichloropropene			20.0	21.8		ug/L		109	70 - 130	2	20
Trichloroethene			20.0	17.8		ug/L		89	70 - 130	1	20
Trichlorofluoromethane			20.0	16.8		ug/L		84	40 - 160	3	20
Vinyl chloride			20.0	15.6		ug/L		78	70 - 130	4	20
Xylenes, Total			40.0	44.2		ug/L		111	70 - 130	0	20

Surrogate	*LCSD %Recovery*	*LCSD Qualifier*	*Limits*
1,2-Dichloroethane-d4 (Surr)	*92*		*70 - 130*
4-Bromofluorobenzene	*92*		*70 - 130*
Dibromofluoromethane (Surr)	*87*		*70 - 130*
Toluene-d8 (Surr)	*111*		*70 - 130*

Method: 8260D SIM - Volatile Organic Compounds (GC/MS)

Lab Sample ID: MB 460-961773/7
Matrix: Water
Analysis Batch: 961773

Client Sample ID: Method Blank
Prep Type: Total/NA

Analyte	MB Result	MB Qualifier	RL	MDL	Unit	D	Prepared	Analyzed	Dil Fac
1,2,3-Trichloropropane	0.012	U	0.030	0.012	ug/L			02/29/24 08:19	1
1,2-Dibromo-3-Chloropropane	0.010	U	0.020	0.010	ug/L			02/29/24 08:19	1
1,4-Dioxane	0.33	U	0.40	0.33	ug/L			02/29/24 08:19	1
Ethylene Dibromide	0.0079	U	0.020	0.0079	ug/L			02/29/24 08:19	1

Surrogate	*MB %Recovery*	*MB Qualifier*	*Limits*	*Prepared*	*Analyzed*	*Dil Fac*
4-Bromofluorobenzene	*97*		*70 - 130*		*02/29/24 08:19*	*1*

Lab Sample ID: LCS 460-961773/3
Matrix: Water
Analysis Batch: 961773

Client Sample ID: Lab Control Sample
Prep Type: Total/NA

Analyte			Spike Added	LCS Result	LCS Qualifier	Unit	D	%Rec	%Rec Limits		
1,2,3-Trichloropropane			0.0500	0.0525		ug/L		105	40 - 160		
1,2-Dibromo-3-Chloropropane			0.0500	0.0487		ug/L		97	40 - 160		
1,4-Dioxane			5.00	5.07		ug/L		101	40 - 160		
Ethylene Dibromide			0.0500	0.0409		ug/L		82	70 - 130		

Surrogate	*LCS %Recovery*	*LCS Qualifier*	*Limits*
4-Bromofluorobenzene	*94*		*70 - 130*

Method: 8260D SIM - Volatile Organic Compounds (GC/MS) (Continued)

Lab Sample ID: LCSD 460-961773/4
Matrix: Water
Analysis Batch: 961773

Client Sample ID: Lab Control Sample Dup
Prep Type: Total/NA

Analyte			Spike Added	LCSD Result	LCSD Qualifier	Unit	D	%Rec	%Rec Limits	RPD	RPD Limit
1,2,3-Trichloropropane			0.0500	0.0527		ug/L		105	40 - 160	1	20
1,2-Dibromo-3-Chloropropane			0.0500	0.0521		ug/L		104	40 - 160	7	20
1,4-Dioxane			5.00	5.17		ug/L		103	40 - 160	2	20
Ethylene Dibromide			0.0500	0.0439		ug/L		88	70 - 130	7	20

Surrogate	*LCSD %Recovery*	*LCSD Qualifier*	*Limits*
4-Bromofluorobenzene	*99*		*70 - 130*

Lab Sample ID: MB 460-961989/7
Matrix: Water
Analysis Batch: 961989

Client Sample ID: Method Blank
Prep Type: Total/NA

Analyte	MB Result	MB Qualifier	RL	MDL	Unit	D	Prepared	Analyzed	Dil Fac
1,2,3-Trichloropropane	0.012	U	0.030	0.012	ug/L			03/01/24 09:53	1
1,2-Dibromo-3-Chloropropane	0.010	U	0.020	0.010	ug/L			03/01/24 09:53	1
1,4-Dioxane	0.33	U	0.40	0.33	ug/L			03/01/24 09:53	1
Ethylene Dibromide	0.0079	U	0.020	0.0079	ug/L			03/01/24 09:53	1

Surrogate	*MB %Recovery*	*MB Qualifier*	*Limits*	*Prepared*	*Analyzed*	*Dil Fac*
4-Bromofluorobenzene	*99*		*70 - 130*		*03/01/24 09:53*	*1*

Lab Sample ID: LCS 460-961989/3
Matrix: Water
Analysis Batch: 961989

Client Sample ID: Lab Control Sample
Prep Type: Total/NA

Analyte			Spike Added	LCS Result	LCS Qualifier	Unit	D	%Rec	%Rec Limits		
1,2,3-Trichloropropane			0.0500	0.0508		ug/L		102	40 - 160		
1,2-Dibromo-3-Chloropropane			0.0500	0.0562		ug/L		112	40 - 160		
1,4-Dioxane			5.00	4.51		ug/L		90	40 - 160		
Ethylene Dibromide			0.0500	0.0459		ug/L		92	70 - 130		

Surrogate	*LCS %Recovery*	*LCS Qualifier*	*Limits*
4-Bromofluorobenzene	*105*		*70 - 130*

Lab Sample ID: LCSD 460-961989/4
Matrix: Water
Analysis Batch: 961989

Client Sample ID: Lab Control Sample Dup
Prep Type: Total/NA

Analyte			Spike Added	LCSD Result	LCSD Qualifier	Unit	D	%Rec	%Rec Limits	RPD	RPD Limit
1,2,3-Trichloropropane			0.0500	0.0525		ug/L		105	40 - 160	3	20
1,2-Dibromo-3-Chloropropane			0.0500	0.0593		ug/L		119	40 - 160	5	20
1,4-Dioxane			5.00	4.12		ug/L		82	40 - 160	9	20
Ethylene Dibromide			0.0500	0.0418		ug/L		84	70 - 130	9	20

Surrogate	*LCSD %Recovery*	*LCSD Qualifier*	*Limits*
4-Bromofluorobenzene	*101*		*70 - 130*

Method: 8260D SIM - Volatile Organic Compounds (GC/MS) (Continued)

Lab Sample ID: 460-299009-C-2 MS
Matrix: Water
Analysis Batch: 961989

Client Sample ID: Matrix Spike
Prep Type: Total/NA

Analyte	Sample Result	Sample Qualifier	Spike Added	MS Result	MS Qualifier	Unit	D	%Rec	%Rec Limits
1,2,3-Trichloropropane	0.012	U	0.0500	0.0601		ug/L		120	40 - 160
1,2-Dibromo-3-Chloropropane	0.010	U	0.0500	0.0526		ug/L		105	40 - 160
1,4-Dioxane	0.33	U	5.00	4.05		ug/L		81	40 - 160
Ethylene Dibromide	0.0079	U	0.0500	0.0458		ug/L		92	70 - 130

Surrogate	*MS %Recovery*	*MS Qualifier*	*Limits*
4-Bromofluorobenzene	*111*		*70 - 130*

Lab Sample ID: 460-299009-C-2 MSD
Matrix: Water
Analysis Batch: 961989

Client Sample ID: Matrix Spike Duplicate
Prep Type: Total/NA

Analyte	Sample Result	Sample Qualifier	Spike Added	MSD Result	MSD Qualifier	Unit	D	%Rec	%Rec Limits	RPD	RPD Limit
1,2,3-Trichloropropane	0.012	U	0.0500	0.0534		ug/L		107	40 - 160	12	20
1,2-Dibromo-3-Chloropropane	0.010	U	0.0500	0.0527		ug/L		105	40 - 160	0	20
1,4-Dioxane	0.33	U	5.00	4.23		ug/L		85	40 - 160	4	20
Ethylene Dibromide	0.0079	U	0.0500	0.0441		ug/L		88	70 - 130	4	20

Surrogate	*MSD %Recovery*	*MSD Qualifier*	*Limits*
4-Bromofluorobenzene	*104*		*70 - 130*

Method: 8270E SIM ID - Semivolatile Organic Compounds (GC/MS SIM / Isotope Dilution)

Lab Sample ID: MB 460-961177/1-A
Matrix: Water
Analysis Batch: 961191

Client Sample ID: Method Blank
Prep Type: Total/NA
Prep Batch: 961177

Analyte	MB Result	MB Qualifier	RL	MDL	Unit	D	Prepared	Analyzed	Dil Fac
1,4-Dioxane	0.072	U	0.20	0.072	ug/L		02/26/24 08:40	02/26/24 11:39	1

Isotope Dilution	*MB %Recovery*	*MB Qualifier*	*Limits*	*Prepared*	*Analyzed*	*Dil Fac*
1,4-Dioxane-d8	*29*		*10 - 150*	*02/26/24 08:40*	*02/26/24 11:39*	*1*

Lab Sample ID: LCS 460-961177/2-A
Matrix: Water
Analysis Batch: 961191

Client Sample ID: Lab Control Sample
Prep Type: Total/NA
Prep Batch: 961177

Analyte	Spike Added	LCS Result	LCS Qualifier	Unit	D	%Rec	%Rec Limits
1,4-Dioxane	1.60	1.24		ug/L		78	50 - 142

Isotope Dilution	*LCS %Recovery*	*LCS Qualifier*	*Limits*
1,4-Dioxane-d8	*37*		*10 - 150*

Lab Sample ID: LCSD 460-961177/3-A
Matrix: Water
Analysis Batch: 961191

Client Sample ID: Lab Control Sample Dup
Prep Type: Total/NA
Prep Batch: 961177

Analyte	Spike Added	LCSD Result	LCSD Qualifier	Unit	D	%Rec	%Rec Limits	RPD	RPD Limit
1,4-Dioxane	1.60	1.27		ug/L		79	50 - 142	2	20

Method: 8270E SIM ID - Semivolatile Organic Compounds (GC/MS SIM / Isotope Dilution) (Continued)

Isotope Dilution	LCSD %Recovery	LCSD Qualifier	Limits
1,4-Dioxane-d8	32		10 - 150

Method: 6020B - Metals (ICP/MS)

Lab Sample ID: LCS 460-961723/21-A
Matrix: Water
Analysis Batch: 961679

Client Sample ID: Lab Control Sample
Prep Type: Total Recoverable
Prep Batch: 961723

Analyte	Spike Added	LCS Result	LCS Qualifier	Unit	D	%Rec	%Rec Limits
Arsenic	50.0	54.56		ug/L		109	80 - 120
Lead	25.0	27.05		ug/L		108	80 - 120

Lab Sample ID: MB 460-962260/1-A
Matrix: Water
Analysis Batch: 962358

Client Sample ID: Method Blank
Prep Type: Total Recoverable
Prep Batch: 962260

Analyte	MB Result	MB Qualifier	RL	MDL	Unit	D	Prepared	Analyzed	Dil Fac
Arsenic	1.2	U	2.0	1.2	ug/L		03/04/24 07:49	03/04/24 15:50	1
Lead	0.42	U	1.2	0.42	ug/L		03/04/24 07:49	03/04/24 15:50	1

Lab Sample ID: LCS 460-962260/2-A
Matrix: Water
Analysis Batch: 962358

Client Sample ID: Lab Control Sample
Prep Type: Total Recoverable
Prep Batch: 962260

Analyte	Spike Added	LCS Result	LCS Qualifier	Unit	D	%Rec	%Rec Limits
Arsenic	50.0	50.05		ug/L		100	80 - 120
Lead	25.0	24.98		ug/L		100	80 - 120

Lab Sample ID: 460-298740-H-1-C MS
Matrix: Water
Analysis Batch: 962358

Client Sample ID: Matrix Spike
Prep Type: Total Recoverable
Prep Batch: 962260

Analyte	Sample Result	Sample Qualifier	Spike Added	MS Result	MS Qualifier	Unit	D	%Rec	%Rec Limits
Arsenic	1.2	U	50.0	49.85		ug/L		100	75 - 125
Lead	0.42	U	25.0	25.34		ug/L		101	75 - 125

Lab Sample ID: 460-298740-H-1-B DU
Matrix: Water
Analysis Batch: 962358

Client Sample ID: Duplicate
Prep Type: Total Recoverable
Prep Batch: 962260

Analyte	Sample Result	Sample Qualifier	DU Result	DU Qualifier	Unit	D	RPD	RPD Limit
Arsenic	1.2	U	1.2	U	ug/L		NC	20
Lead	0.42	U	0.42	U	ug/L		NC	20

Lab Sample ID: MB 460-961715/1-B
Matrix: Water
Analysis Batch: 961679

Client Sample ID: Method Blank
Prep Type: Dissolved
Prep Batch: 961723

Analyte	MB Result	MB Qualifier	RL	MDL	Unit	D	Prepared	Analyzed	Dil Fac
Arsenic	1.2	U	2.0	1.2	ug/L		02/28/24 19:56	02/28/24 20:47	1
Lead	0.42	U	1.2	0.42	ug/L		02/28/24 19:56	02/28/24 20:47	1

Method: 6020B - Metals (ICP/MS) (Continued)

Lab Sample ID: 460-298768-L-2-W MS
Matrix: Water
Analysis Batch: 961679

Client Sample ID: Matrix Spike
Prep Type: Dissolved
Prep Batch: 961723

Analyte	Sample Result	Sample Qualifier	Spike Added	MS Result	MS Qualifier	Unit	D	%Rec	%Rec Limits		
Arsenic	1.2	J	50.0	51.32		ug/L		103	75 - 125		
Lead	0.42	U	25.0	22.37		ug/L		89	75 - 125		

Lab Sample ID: 460-298768-L-2-X MSD
Matrix: Water
Analysis Batch: 961679

Client Sample ID: Matrix Spike Duplicate
Prep Type: Dissolved
Prep Batch: 961723

Analyte	Sample Result	Sample Qualifier	Spike Added	MSD Result	MSD Qualifier	Unit	D	%Rec	%Rec Limits	RPD	RPD Limit
Arsenic	1.2	J	50.0	50.52		ug/L		101	75 - 125	2	20
Lead	0.42	U	25.0	24.66		ug/L		99	75 - 125	10	20

Lab Sample ID: 460-298768-L-2-V DU
Matrix: Water
Analysis Batch: 961679

Client Sample ID: Duplicate
Prep Type: Dissolved
Prep Batch: 961723

Analyte	Sample Result	Sample Qualifier		DU Result	DU Qualifier	Unit	D			RPD	RPD Limit
Arsenic	1.2	J		1.29	J	ug/L				8	20
Lead	0.42	U		0.42	U	ug/L				NC	20

GC/MS VOA

Analysis Batch: 961773

Lab Sample ID	Client Sample ID	Prep Type	Matrix	Method	Prep Batch
460-298741-2	RW-10D-(185-195)-022124	Total/NA	Water	8260D SIM	
460-298741-3	RW-8D-(204-214)-022124	Total/NA	Water	8260D SIM	
460-298741-4	RW-8S-(163-173)-022124	Total/NA	Water	8260D SIM	
MB 460-961773/7	Method Blank	Total/NA	Water	8260D SIM	
LCS 460-961773/3	Lab Control Sample	Total/NA	Water	8260D SIM	
LCSD 460-961773/4	Lab Control Sample Dup	Total/NA	Water	8260D SIM	

Analysis Batch: 961955

Lab Sample ID	Client Sample ID	Prep Type	Matrix	Method	Prep Batch
460-298741-1	RW-10S-(120-130)-022124	Total/NA	Water	8260D	
460-298741-2	RW-10D-(185-195)-022124	Total/NA	Water	8260D	
460-298741-3	RW-8D-(204-214)-022124	Total/NA	Water	8260D	
460-298741-4	RW-8S-(163-173)-022124	Total/NA	Water	8260D	
460-298741-5	RW-9S-(139-149)-022124	Total/NA	Water	8260D	
MB 460-961955/8	Method Blank	Total/NA	Water	8260D	
LCS 460-961955/3	Lab Control Sample	Total/NA	Water	8260D	
LCSD 460-961955/4	Lab Control Sample Dup	Total/NA	Water	8260D	

Analysis Batch: 961988

Lab Sample ID	Client Sample ID	Prep Type	Matrix	Method	Prep Batch
460-298741-6	RW-9D-(206-216)-022124	Total/NA	Water	8260D	
460-298741-7	RW-2D-(452-462)-022124	Total/NA	Water	8260D	
460-298741-8	RW-2S-(279-289)-022124	Total/NA	Water	8260D	
460-298741-9	TB-02	Total/NA	Water	8260D	
MB 460-961988/8	Method Blank	Total/NA	Water	8260D	
LCS 460-961988/4	Lab Control Sample	Total/NA	Water	8260D	
LCSD 460-961988/5	Lab Control Sample Dup	Total/NA	Water	8260D	

Analysis Batch: 961989

Lab Sample ID	Client Sample ID	Prep Type	Matrix	Method	Prep Batch
460-298741-1	RW-10S-(120-130)-022124	Total/NA	Water	8260D SIM	
460-298741-5	RW-9S-(139-149)-022124	Total/NA	Water	8260D SIM	
460-298741-6	RW-9D-(206-216)-022124	Total/NA	Water	8260D SIM	
460-298741-7	RW-2D-(452-462)-022124	Total/NA	Water	8260D SIM	
460-298741-8	RW-2S-(279-289)-022124	Total/NA	Water	8260D SIM	
460-298741-9	TB-02	Total/NA	Water	8260D SIM	
MB 460-961989/7	Method Blank	Total/NA	Water	8260D SIM	
LCS 460-961989/3	Lab Control Sample	Total/NA	Water	8260D SIM	
LCSD 460-961989/4	Lab Control Sample Dup	Total/NA	Water	8260D SIM	
460-299009-C-2 MS	Matrix Spike	Total/NA	Water	8260D SIM	
460-299009-C-2 MSD	Matrix Spike Duplicate	Total/NA	Water	8260D SIM	

GC/MS Semi VOA

Prep Batch: 961177

Lab Sample ID	Client Sample ID	Prep Type	Matrix	Method	Prep Batch
460-298741-1	RW-10S-(120-130)-022124	Total/NA	Water	3510C	
460-298741-2	RW-10D-(185-195)-022124	Total/NA	Water	3510C	
460-298741-3	RW-8D-(204-214)-022124	Total/NA	Water	3510C	
460-298741-4	RW-8S-(163-173)-022124	Total/NA	Water	3510C	
460-298741-5	RW-9S-(139-149)-022124	Total/NA	Water	3510C	

GC/MS Semi VOA (Continued)

Prep Batch: 961177 (Continued)

Lab Sample ID	Client Sample ID	Prep Type	Matrix	Method	Prep Batch
460-298741-6	RW-9D-(206-216)-022124	Total/NA	Water	3510C	
460-298741-7	RW-2D-(452-462)-022124	Total/NA	Water	3510C	
460-298741-8	RW-2S-(279-289)-022124	Total/NA	Water	3510C	
MB 460-961177/1-A	Method Blank	Total/NA	Water	3510C	
LCS 460-961177/2-A	Lab Control Sample	Total/NA	Water	3510C	
LCSD 460-961177/3-A	Lab Control Sample Dup	Total/NA	Water	3510C	

Analysis Batch: 961191

Lab Sample ID	Client Sample ID	Prep Type	Matrix	Method	Prep Batch
460-298741-1	RW-10S-(120-130)-022124	Total/NA	Water	8270E SIM ID	961177
460-298741-2	RW-10D-(185-195)-022124	Total/NA	Water	8270E SIM ID	961177
460-298741-3	RW-8D-(204-214)-022124	Total/NA	Water	8270E SIM ID	961177
460-298741-4	RW-8S-(163-173)-022124	Total/NA	Water	8270E SIM ID	961177
460-298741-5	RW-9S-(139-149)-022124	Total/NA	Water	8270E SIM ID	961177
460-298741-6	RW-9D-(206-216)-022124	Total/NA	Water	8270E SIM ID	961177
460-298741-7	RW-2D-(452-462)-022124	Total/NA	Water	8270E SIM ID	961177
460-298741-8	RW-2S-(279-289)-022124	Total/NA	Water	8270E SIM ID	961177
MB 460-961177/1-A	Method Blank	Total/NA	Water	8270E SIM ID	961177
LCS 460-961177/2-A	Lab Control Sample	Total/NA	Water	8270E SIM ID	961177
LCSD 460-961177/3-A	Lab Control Sample Dup	Total/NA	Water	8270E SIM ID	961177

Metals

Analysis Batch: 961679

Lab Sample ID	Client Sample ID	Prep Type	Matrix	Method	Prep Batch
460-298741-1	RW-10S-(120-130)-022124	Dissolved	Water	6020B	961723
460-298741-2	RW-10D-(185-195)-022124	Dissolved	Water	6020B	961723
460-298741-3	RW-8D-(204-214)-022124	Dissolved	Water	6020B	961723
460-298741-4	RW-8S-(163-173)-022124	Dissolved	Water	6020B	961723
460-298741-5	RW-9S-(139-149)-022124	Dissolved	Water	6020B	961723
460-298741-6	RW-9D-(206-216)-022124	Dissolved	Water	6020B	961723
460-298741-7	RW-2D-(452-462)-022124	Dissolved	Water	6020B	961723
460-298741-8	RW-2S-(279-289)-022124	Dissolved	Water	6020B	961723
MB 460-961715/1-B	Method Blank	Dissolved	Water	6020B	961723
LCS 460-961723/21-A	Lab Control Sample	Total Recoverable	Water	6020B	961723
460-298768-L-2-W MS	Matrix Spike	Dissolved	Water	6020B	961723
460-298768-L-2-X MSD	Matrix Spike Duplicate	Dissolved	Water	6020B	961723
460-298768-L-2-V DU	Duplicate	Dissolved	Water	6020B	961723

Filtration Batch: 961715

Lab Sample ID	Client Sample ID	Prep Type	Matrix	Method	Prep Batch
460-298741-1	RW-10S-(120-130)-022124	Dissolved	Water	FILTRATION	
460-298741-2	RW-10D-(185-195)-022124	Dissolved	Water	FILTRATION	
460-298741-3	RW-8D-(204-214)-022124	Dissolved	Water	FILTRATION	
460-298741-4	RW-8S-(163-173)-022124	Dissolved	Water	FILTRATION	
460-298741-5	RW-9S-(139-149)-022124	Dissolved	Water	FILTRATION	
460-298741-6	RW-9D-(206-216)-022124	Dissolved	Water	FILTRATION	
460-298741-7	RW-2D-(452-462)-022124	Dissolved	Water	FILTRATION	
460-298741-8	RW-2S-(279-289)-022124	Dissolved	Water	FILTRATION	
MB 460-961715/1-B	Method Blank	Dissolved	Water	FILTRATION	
460-298768-L-2-W MS	Matrix Spike	Dissolved	Water	FILTRATION	

Metals (Continued)

Filtration Batch: 961715 (Continued)

Lab Sample ID	Client Sample ID	Prep Type	Matrix	Method	Prep Batch
460-298768-L-2-X MSD	Matrix Spike Duplicate	Dissolved	Water	FILTRATION	
460-298768-L-2-V DU	Duplicate	Dissolved	Water	FILTRATION	

Prep Batch: 961723

Lab Sample ID	Client Sample ID	Prep Type	Matrix	Method	Prep Batch
460-298741-1	RW-10S-(120-130)-022124	Dissolved	Water	3005A	961715
460-298741-2	RW-10D-(185-195)-022124	Dissolved	Water	3005A	961715
460-298741-3	RW-8D-(204-214)-022124	Dissolved	Water	3005A	961715
460-298741-4	RW-8S-(163-173)-022124	Dissolved	Water	3005A	961715
460-298741-5	RW-9S-(139-149)-022124	Dissolved	Water	3005A	961715
460-298741-6	RW-9D-(206-216)-022124	Dissolved	Water	3005A	961715
460-298741-7	RW-2D-(452-462)-022124	Dissolved	Water	3005A	961715
460-298741-8	RW-2S-(279-289)-022124	Dissolved	Water	3005A	961715
MB 460-961715/1-B	Method Blank	Dissolved	Water	3005A	961715
LCS 460-961723/21-A	Lab Control Sample	Total Recoverable	Water	3005A	
460-298768-L-2-W MS	Matrix Spike	Dissolved	Water	3005A	961715
460-298768-L-2-X MSD	Matrix Spike Duplicate	Dissolved	Water	3005A	961715
460-298768-L-2-V DU	Duplicate	Dissolved	Water	3005A	961715

Prep Batch: 962260

Lab Sample ID	Client Sample ID	Prep Type	Matrix	Method	Prep Batch
460-298741-1	RW-10S-(120-130)-022124	Total Recoverable	Water	3005A	
460-298741-2	RW-10D-(185-195)-022124	Total Recoverable	Water	3005A	
460-298741-3	RW-8D-(204-214)-022124	Total Recoverable	Water	3005A	
460-298741-4	RW-8S-(163-173)-022124	Total Recoverable	Water	3005A	
460-298741-5	RW-9S-(139-149)-022124	Total Recoverable	Water	3005A	
460-298741-6	RW-9D-(206-216)-022124	Total Recoverable	Water	3005A	
460-298741-7	RW-2D-(452-462)-022124	Total Recoverable	Water	3005A	
460-298741-8	RW-2S-(279-289)-022124	Total Recoverable	Water	3005A	
MB 460-962260/1-A	Method Blank	Total Recoverable	Water	3005A	
LCS 460-962260/2-A	Lab Control Sample	Total Recoverable	Water	3005A	
460-298740-H-1-C MS	Matrix Spike	Total Recoverable	Water	3005A	
460-298740-H-1-B DU	Duplicate	Total Recoverable	Water	3005A	

Analysis Batch: 962358

Lab Sample ID	Client Sample ID	Prep Type	Matrix	Method	Prep Batch
460-298741-1	RW-10S-(120-130)-022124	Total Recoverable	Water	6020B	962260
460-298741-2	RW-10D-(185-195)-022124	Total Recoverable	Water	6020B	962260
460-298741-3	RW-8D-(204-214)-022124	Total Recoverable	Water	6020B	962260
460-298741-4	RW-8S-(163-173)-022124	Total Recoverable	Water	6020B	962260
460-298741-5	RW-9S-(139-149)-022124	Total Recoverable	Water	6020B	962260
460-298741-6	RW-9D-(206-216)-022124	Total Recoverable	Water	6020B	962260
460-298741-7	RW-2D-(452-462)-022124	Total Recoverable	Water	6020B	962260
460-298741-8	RW-2S-(279-289)-022124	Total Recoverable	Water	6020B	962260
MB 460-962260/1-A	Method Blank	Total Recoverable	Water	6020B	962260
LCS 460-962260/2-A	Lab Control Sample	Total Recoverable	Water	6020B	962260
460-298740-H-1-C MS	Matrix Spike	Total Recoverable	Water	6020B	962260
460-298740-H-1-B DU	Duplicate	Total Recoverable	Water	6020B	962260

Lab Chronicle

Client: Cornerstone Environmental Group, LLC
Project/Site: FORD Ringwood Mines E203361 (2024)

Job ID: 460-298741-1

Client Sample ID: RW-10S-(120-130)-022124

Lab Sample ID: 460-298741-1
Date Collected: 02/21/24 10:30
Matrix: Water
Date Received: 02/22/24 19:00

Prep Type	Batch Type	Batch Method	Run	Dilution Factor	Batch Number	Analyst	Lab	Prepared or Analyzed
Total/NA	Analysis	8260D		1	961955	KLB	EET EDI	03/01/24 04:41
Total/NA	Analysis	8260D SIM		1	961989	SZD	EET EDI	03/01/24 17:49
Total/NA	Prep	3510C			961177	AXB	EET EDI	02/26/24 08:40
Total/NA	Analysis	8270E SIM ID		1	961191	MDJ	EET EDI	02/26/24 15:32
Dissolved	Filtration	FILTRATION			961715	VAD	EET EDI	02/28/24 19:47
Dissolved	Prep	3005A			961723	VAD	EET EDI	02/28/24 19:56
Dissolved	Analysis	6020B		1	961679	CDC	EET EDI	02/28/24 21:25
Total Recoverable	Prep	3005A			962260	JKF	EET EDI	03/04/24 07:49
Total Recoverable	Analysis	6020B		1	962358	FBT	EET EDI	03/04/24 17:58

Client Sample ID: RW-10D-(185-195)-022124

Lab Sample ID: 460-298741-2
Date Collected: 02/21/24 10:55
Matrix: Water
Date Received: 02/22/24 19:00

Prep Type	Batch Type	Batch Method	Run	Dilution Factor	Batch Number	Analyst	Lab	Prepared or Analyzed
Total/NA	Analysis	8260D		1	961955	KLB	EET EDI	03/01/24 05:04
Total/NA	Analysis	8260D SIM		1	961773	SZD	EET EDI	02/29/24 15:53
Total/NA	Prep	3510C			961177	AXB	EET EDI	02/26/24 08:40
Total/NA	Analysis	8270E SIM ID		1	961191	MDJ	EET EDI	02/26/24 15:48
Dissolved	Filtration	FILTRATION			961715	VAD	EET EDI	02/28/24 19:47
Dissolved	Prep	3005A			961723	VAD	EET EDI	02/28/24 19:56
Dissolved	Analysis	6020B		1	961679	CDC	EET EDI	02/28/24 21:28
Total Recoverable	Prep	3005A			962260	JKF	EET EDI	03/04/24 07:49
Total Recoverable	Analysis	6020B		1	962358	FBT	EET EDI	03/04/24 18:00

Client Sample ID: RW-8D-(204-214)-022124

Lab Sample ID: 460-298741-3
Date Collected: 02/21/24 11:40
Matrix: Water
Date Received: 02/22/24 19:00

Prep Type	Batch Type	Batch Method	Run	Dilution Factor	Batch Number	Analyst	Lab	Prepared or Analyzed
Total/NA	Analysis	8260D		1	961955	KLB	EET EDI	03/01/24 05:26
Total/NA	Analysis	8260D SIM		1	961773	SZD	EET EDI	02/29/24 16:15
Total/NA	Prep	3510C			961177	AXB	EET EDI	02/26/24 08:40
Total/NA	Analysis	8270E SIM ID		1	961191	MDJ	EET EDI	02/26/24 16:04
Dissolved	Filtration	FILTRATION			961715	VAD	EET EDI	02/28/24 19:47
Dissolved	Prep	3005A			961723	VAD	EET EDI	02/28/24 19:56
Dissolved	Analysis	6020B		1	961679	CDC	EET EDI	02/28/24 21:30
Total Recoverable	Prep	3005A			962260	JKF	EET EDI	03/04/24 07:49
Total Recoverable	Analysis	6020B		1	962358	FBT	EET EDI	03/04/24 18:02

Lab Chronicle

Client: Cornerstone Environmental Group, LLC
Project/Site: FORD Ringwood Mines E203361 (2024)

Job ID: 460-298741-1

Client Sample ID: RW-8S-(163-173)-022124

Lab Sample ID: 460-298741-4
Date Collected: 02/21/24 12:15
Matrix: Water
Date Received: 02/22/24 19:00

Prep Type	Batch Type	Batch Method	Run	Dilution Factor	Batch Number	Analyst	Lab	Prepared or Analyzed
Total/NA	Analysis	8260D		1	961955	KLB	EET EDI	03/01/24 05:49
Total/NA	Analysis	8260D SIM		1	961773	SZD	EET EDI	02/29/24 16:37
Total/NA	Prep	3510C			961177	AXB	EET EDI	02/26/24 08:40
Total/NA	Analysis	8270E SIM ID		1	961191	MDJ	EET EDI	02/26/24 16:20
Dissolved	Filtration	FILTRATION			961715	VAD	EET EDI	02/28/24 19:47
Dissolved	Prep	3005A			961723	VAD	EET EDI	02/28/24 19:56
Dissolved	Analysis	6020B		1	961679	CDC	EET EDI	02/28/24 21:32
Total Recoverable	Prep	3005A			962260	JKF	EET EDI	03/04/24 07:49
Total Recoverable	Analysis	6020B		1	962358	FBT	EET EDI	03/04/24 18:10

Client Sample ID: RW-9S-(139-149)-022124

Lab Sample ID: 460-298741-5
Date Collected: 02/21/24 12:50
Matrix: Water
Date Received: 02/22/24 19:00

Prep Type	Batch Type	Batch Method	Run	Dilution Factor	Batch Number	Analyst	Lab	Prepared or Analyzed
Total/NA	Analysis	8260D		1	961955	KLB	EET EDI	03/01/24 06:12
Total/NA	Analysis	8260D SIM		1	961989	SZD	EET EDI	03/01/24 18:11
Total/NA	Prep	3510C			961177	AXB	EET EDI	02/26/24 08:40
Total/NA	Analysis	8270E SIM ID		1	961191	MDJ	EET EDI	02/26/24 16:35
Dissolved	Filtration	FILTRATION			961715	VAD	EET EDI	02/28/24 19:47
Dissolved	Prep	3005A			961723	VAD	EET EDI	02/28/24 19:56
Dissolved	Analysis	6020B		1	961679	CDC	EET EDI	02/28/24 21:37
Total Recoverable	Prep	3005A			962260	JKF	EET EDI	03/04/24 07:49
Total Recoverable	Analysis	6020B		1	962358	FBT	EET EDI	03/04/24 18:12

Client Sample ID: RW-9D-(206-216)-022124

Lab Sample ID: 460-298741-6
Date Collected: 02/21/24 13:35
Matrix: Water
Date Received: 02/22/24 19:00

Prep Type	Batch Type	Batch Method	Run	Dilution Factor	Batch Number	Analyst	Lab	Prepared or Analyzed
Total/NA	Analysis	8260D		1	961988	SZD	EET EDI	03/01/24 14:08
Total/NA	Analysis	8260D SIM		1	961989	SZD	EET EDI	03/01/24 18:33
Total/NA	Prep	3510C			961177	AXB	EET EDI	02/26/24 08:40
Total/NA	Analysis	8270E SIM ID		1	961191	MDJ	EET EDI	02/26/24 16:51
Dissolved	Filtration	FILTRATION			961715	VAD	EET EDI	02/28/24 19:47
Dissolved	Prep	3005A			961723	VAD	EET EDI	02/28/24 19:56
Dissolved	Analysis	6020B		1	961679	CDC	EET EDI	02/28/24 22:01
Total Recoverable	Prep	3005A			962260	JKF	EET EDI	03/04/24 07:49
Total Recoverable	Analysis	6020B		1	962358	FBT	EET EDI	03/04/24 18:14

Lab Chronicle

Client: Cornerstone Environmental Group, LLC
Project/Site: FORD Ringwood Mines E203361 (2024)

Job ID: 460-298741-1

Client Sample ID: RW-2D-(452-462)-022124

Lab Sample ID: 460-298741-7

Date Collected: 02/21/24 14:45
Matrix: Water
Date Received: 02/22/24 19:00

Prep Type	Batch Type	Batch Method	Run	Dilution Factor	Batch Number	Analyst	Lab	Prepared or Analyzed
Total/NA	Analysis	8260D		1	961988	SZD	EET EDI	03/01/24 14:31
Total/NA	Analysis	8260D SIM		1	961989	SZD	EET EDI	03/01/24 13:52
Total/NA	Prep	3510C			961177	AXB	EET EDI	02/26/24 08:40
Total/NA	Analysis	8270E SIM ID		1	961191	MDJ	EET EDI	02/26/24 17:07
Dissolved	Filtration	FILTRATION			961715	VAD	EET EDI	02/28/24 19:47
Dissolved	Prep	3005A			961723	VAD	EET EDI	02/28/24 19:56
Dissolved	Analysis	6020B		1	961679	CDC	EET EDI	02/28/24 22:03
Total Recoverable	Prep	3005A			962260	JKF	EET EDI	03/04/24 07:49
Total Recoverable	Analysis	6020B		1	962358	FBT	EET EDI	03/04/24 18:17

Client Sample ID: RW-2S-(279-289)-022124

Lab Sample ID: 460-298741-8

Date Collected: 02/21/24 15:15
Matrix: Water
Date Received: 02/22/24 19:00

Prep Type	Batch Type	Batch Method	Run	Dilution Factor	Batch Number	Analyst	Lab	Prepared or Analyzed
Total/NA	Analysis	8260D		1	961988	SZD	EET EDI	03/01/24 14:54
Total/NA	Analysis	8260D SIM		1	961989	SZD	EET EDI	03/01/24 14:13
Total/NA	Prep	3510C			961177	AXB	EET EDI	02/26/24 09:00
Total/NA	Analysis	8270E SIM ID		1	961191	MDJ	EET EDI	02/26/24 17:23
Dissolved	Filtration	FILTRATION			961715	VAD	EET EDI	02/28/24 19:53
Dissolved	Prep	3005A			961723	VAD	EET EDI	02/28/24 19:56
Dissolved	Analysis	6020B		1	961679	CDC	EET EDI	02/28/24 22:06
Total Recoverable	Prep	3005A			962260	JKF	EET EDI	03/04/24 07:49
Total Recoverable	Analysis	6020B		1	962358	FBT	EET EDI	03/04/24 18:19

Client Sample ID: TB-02

Lab Sample ID: 460-298741-9

Date Collected: 02/21/24 00:00
Matrix: Water
Date Received: 02/22/24 19:00

Prep Type	Batch Type	Batch Method	Run	Dilution Factor	Batch Number	Analyst	Lab	Prepared or Analyzed
Total/NA	Analysis	8260D		1	961988	SZD	EET EDI	03/01/24 10:22
Total/NA	Analysis	8260D SIM		1	961989	SZD	EET EDI	03/01/24 12:25

Laboratory References:

EET EDI = Eurofins Edison, 777 New Durham Road, Edison, NJ 08817, TEL (732)549-3900

Accreditation/Certification Summary

Client: Cornerstone Environmental Group, LLC
Job ID: 460-298741-1
Project/Site: FORD Ringwood Mines E203361 (2024)

Laboratory: Eurofins Edison

Unless otherwise noted, all analytes for this laboratory were covered under each accreditation/certification below.

Authority	Program	Identification Number	Expiration Date
New Jersey	NELAP	12028	06-30-24

The following analytes are included in this report, but the laboratory is not certified by the governing authority. This list may include analytes for which the agency does not offer certification.

Analysis Method	Prep Method	Matrix	Analyte
8260D SIM		Water	1,2,3-Trichloropropane
8260D SIM		Water	1,2-Dibromo-3-Chloropropane
8260D SIM		Water	Ethylene Dibromide

Method Summary

Client: Cornerstone Environmental Group, LLC
Project/Site: FORD Ringwood Mines E203361 (2024)

Job ID: 460-298741-1

Method	Method Description	Protocol	Laboratory
8260D	Volatile Organic Compounds by GC/MS	SW846	EET EDI
8260D SIM	Volatile Organic Compounds (GC/MS)	SW846	EET EDI
8270E SIM ID	Semivolatile Organic Compounds (GC/MS SIM / Isotope Dilution)	SW846	EET EDI
6020B	Metals (ICP/MS)	SW846	EET EDI
3005A	Preparation, Total Recoverable or Dissolved Metals	SW846	EET EDI
3510C	Liquid-Liquid Extraction (Separatory Funnel)	SW846	EET EDI
5030C	Purge and Trap	SW846	EET EDI
FILTRATION	Sample Filtration	None	EET EDI

Protocol References:

None = None

SW846 = "Test Methods For Evaluating Solid Waste, Physical/Chemical Methods", Third Edition, November 1986 And Its Updates.

Laboratory References:

EET EDI = Eurofins Edison, 777 New Durham Road, Edison, NJ 08817, TEL (732)549-3900

Sample Summary

Client: Cornerstone Environmental Group, LLC
Project/Site: FORD Ringwood Mines E203361 (2024)

Job ID: 460-298741-1

Lab Sample ID	Client Sample ID	Matrix	Collected	Received
460-298741-1	RW-10S-(120-130)-022124	Water	02/21/24 10:30	02/22/24 19:00
460-298741-2	RW-10D-(185-195)-022124	Water	02/21/24 10:55	02/22/24 19:00
460-298741-3	RW-8D-(204-214)-022124	Water	02/21/24 11:40	02/22/24 19:00
460-298741-4	RW-8S-(163-173)-022124	Water	02/21/24 12:15	02/22/24 19:00
460-298741-5	RW-9S-(139-149)-022124	Water	02/21/24 12:50	02/22/24 19:00
460-298741-6	RW-9D-(206-216)-022124	Water	02/21/24 13:35	02/22/24 19:00
460-298741-7	RW-2D-(452-462)-022124	Water	02/21/24 14:45	02/22/24 19:00
460-298741-8	RW-2S-(279-289)-022124	Water	02/21/24 15:15	02/22/24 19:00
460-298741-9	TB-02	Water	02/21/24 00:00	02/22/24 19:00

Chain of Custody Record

634805

eurofins | Environment Testing America

Address. _____

Regulatory Program ☐ DW ☐ NPDES ☐ RCRA ☐ Other

TAL-8210

Client Contact	Project Manager: Tim Roeper	Site Contact:	Date:	COC No:
Company Name: Cornerstone / Tetra Tech	Tel/Email:	Lab Contact:	Carrier:	____ of ____ COCs
Address: 100 Crystal Run Rd Suite 100	Analysis Turnaround Time			Sampler:
City/State/Zip: Middletown, NY 10941	☐ CALENDAR DAYS ☐ WORKING DAYS			For Lab Use Only:
Phone: 845-695-0200	TAT if different from Below ____			Walk-in Client:
Fax:	☒ 2 weeks			Lab Sampling:
Project Name: Ringwood Mine - FORD	☐ 1 week			
Site: Ringwood, NJ	☐ 2 days			Job / SDG No. 298741
PO # 209-42313111-003	☐ 1 day			

Sample Identification	Sample Date	Sample Time	Sample Type (C=Comp, G=Grab)	Matrix	# of Cont.	Filtered Sample (Y/N)	Perform MS / MSD (Y/N)	8260D - TCL VOCs	6020B - As, Pb	6020B - Diss. As, Pb	8270E - 1,4 Dioxane W/ Isotope Dilution	Sample Specific Notes:
RW-10S-(120-130)-022124	02/21/24	1030	G	GW	8	N	N	X	X	X	X	1
RW-10D-(185-195)-022124	02/21/24	1055	G	GW	8	N	N	X	X	X	X	2
RW-8D-(204-214)-022124	02/21/24	1140	G	GW	8	N	N	X	X	X	X	3
RW-8S-(163-173)-022124	02/21/24	1215	G	GW	8	N	N	X	X	X	X	4
RW-9S-(139-149)-022124	02/21/24	1250	G	GW	8	N	N	X	X	X	X	5
RW-9D-(206-216)-022124	02/21/24	1335	G	GW	8	N	N	X	X	X	X	6
RW-2D-(452-462)-022124	02/21/24	1445	G	GW	8	N	N	X	X	X	X	7
RW-2S-(279-289)-022124	02/21/24	1515	G	GW	8	N	N	X	X	X	X	8
TB-02	02/21/24	—	G	BW	2	N	N	X				9

460-298741 Chain of Custody

ELMSFORD 272

Preservation Used: 1= Ice, 2= HCl; 3= H2SO4; 4=HNO3; 5=NaOH; 6= Other _____

Possible Hazard Identification:
Are any samples from a listed EPA Hazardous Waste? Please List any EPA Waste Codes for the sample in the Comments Section if the lab is to dispose of the sample.

☒ Non-Hazard ☐ Flammable ☐ Skin Irritant ☐ Poison B ☐ Unknown

Sample Disposal (A fee may be assessed if samples are retained longer than 1 month)

☐ Return to Client ☒ Disposal by Lab ☐ Archive for _____ Months

Special Instructions/QC Requirements & Comments:

Custody Seals Intact: ☐ Yes ☐ No | Custody Seal No. | Cooler Temp. (°C): Obs'd. _____ Corr'd. _____ Therm ID No. _____

Relinquished by:	Company:	Date/Time:	Received by:	Company:	Date/Time:
Daniel Wheeler	TT	02/22/24 0800	[illegible]	ETA	2-22-24 1040
[illegible]	ETA	2-22-24 1700	[illegible]	[illegible]	2-22-24 1700
[illegible]	[illegible]	2-22-24 1900	Received in Laboratory by: [illegible]	ETA	2/22/24 1900

2024 2-24 16 202 Rg

3/4/2024

Eurofins TestAmerica Edison
Receipt Temperature and pH Log

Job Number: 298741

Number of Coolers: 2 IR Gun # 9

Cooler Temperatures

	RAW	CORRECTED		RAW	CORRECTED		RAW	CORRECTED
Cooler #1:	20 °C	27 °C	Cooler #4:	°C	°C	Cooler #7:	°C	°C
Cooler #2:	16 °C	20 °C	Cooler #5:	°C	°C	Cooler #8:	°C	°C
Cooler #3:	°C	°C	Cooler #6:	°C	°C	Cooler #9:	°C	°C

TALS Sample Number	Ammonia (pH<2)	COD (pH<2)	Nitrate Nitrite (pH<2)	Metals* (pH<2)	Hardness (pH<2)	Pest (pH 5-9)	EPH or QAM (pH<2)	Phenols (pH<2)	Sulfide (pH>9)	TKN (pH<2)	TOC (pH<2)	Total Cyanide (pH>12)	Total Phos (pH<2)	Other	Other
1				<2											
2				<2											
3				<2											
4				<2											
5				<2											
6				<2											
7				<2											
8				<2											

If pH adjustments are required record the information below:

Sample No(s). adjusted. _____

Preservative Name/Conc. _____ Volume of Preservative used (ml) _____

Lot # of Preservative(s) _____ Expiration Date: _____

The appropriate Project Manager and Department Manager should be notified about the samples which were pH adjusted.

**Samples for Metal analysis which are out of compliance must be acidified at least 24 hours prior to analysis.*

EDS-WI-038, Rev 4.1
10/22/2019

Initials: [illegible] Date: 2 22 24

Login Sample Receipt Checklist

Client: Cornerstone Environmental Group, LLC

Job Number: 460-298741-1

Login Number: 298741
List Number: 1
Creator: Rivera, Kenneth

List Source: Eurofins Edison

Question	Answer	Comment
Radioactivity wasn't checked or is </= background as measured by a survey meter.	N/A	
The cooler's custody seal, if present, is intact.	True	
Sample custody seals, if present, are intact.	True	
The cooler or samples do not appear to have been compromised or tampered with.	True	
Samples were received on ice.	True	
Cooler Temperature is acceptable.	True	
Cooler Temperature is recorded.	True	
COC is present.	True	
COC is filled out in ink and legible.	True	
COC is filled out with all pertinent information.	True	
Is the Field Sampler's name present on COC?	True	
There are no discrepancies between the containers received and the COC.	True	
Samples are received within Holding Time (excluding tests with immediate HTs)	True	
Sample containers have legible labels.	True	
Containers are not broken or leaking.	True	
Sample collection date/times are provided.	True	
Appropriate sample containers are used.	True	
Sample bottles are completely filled.	True	
Sample Preservation Verified.	True	
There is sufficient vol. for all requested analyses, incl. any requested MS/MSDs	True	
Containers requiring zero headspace have no headspace or bubble is <6mm (1/4").	True	
Multiphasic samples are not present.	True	
Samples do not require splitting or compositing.	True	
Residual Chlorine Checked.	N/A	

eurofins | Environment Testing

ANALYTICAL REPORT

PREPARED FOR

Attn: Dr. Tim Roeper
Cornerstone Environmental Group, LLC
100 Crystal Run Road
Suite 101
Middletown, New York 10941

Generated 3/7/2024 4:23:24 PM

JOB DESCRIPTION

FORD Ringwood Mines E203361 (2024)

JOB NUMBER

460-298742-1

Eurofins Edison
777 New Durham Road
Edison NJ 08817

See page two for job notes and contact information.

my EOL

Eurofins Edison

Job Notes

This report may not be reproduced except in full, and with written approval from the laboratory. The results relate only to the samples tested. For questions please contact the Project Manager at the e-mail address or telephone number listed on this page.

The test results in this report relate only to the samples as received by the laboratory and will meet all requirements of the methodology, with any exceptions noted. This report shall not be reproduced except in full, without the express written approval of the laboratory. All questions should be directed to the Eurofins Environment Testing Northeast, LLC Project Manager.

Authorization

Generated
3/7/2024 4:23:24 PM

Authorized for release by
Karen Smetanka, Project Manager I
karen.Smetanka@et.eurofinsus.com
Designee for
Maria Luisa Cruz, Project Manager II
Maria.Cruz@et.eurofinsus.com
(732)549-3900

Table of Contents

Cover Page 1
Table of Contents 3
Definitions/Glossary 4
Case Narrative 5
Detection Summary 8
Client Sample Results 9
Surrogate Summary 21
Isotope Dilution Summary 22
QC Sample Results 23
QC Association Summary 36
Lab Chronicle 39
Certification Summary 42
Method Summary 43
Sample Summary 44
Chain of Custody 45
Receipt Checklists 47

Qualifiers

GC/MS VOA

Qualifier	Qualifier Description
*+	LCS and/or LCSD is outside acceptance limits, high biased.
F1	MS and/or MSD recovery exceeds control limits.
F2	MS/MSD RPD exceeds control limits
J	Result is less than the RL but greater than or equal to the MDL and the concentration is an approximate value.
U	Indicates the analyte was analyzed for but not detected.

GC/MS Semi VOA

Qualifier	Qualifier Description
U	Indicates the analyte was analyzed for but not detected.

Metals

Qualifier	Qualifier Description
J	Result is less than the RL but greater than or equal to the MDL and the concentration is an approximate value.
U	Indicates the analyte was analyzed for but not detected.

Glossary

Abbreviation	These commonly used abbreviations may or may not be present in this report.
¤	Listed under the "D" column to designate that the result is reported on a dry weight basis
%R	Percent Recovery
CFL	Contains Free Liquid
CFU	Colony Forming Unit
CNF	Contains No Free Liquid
DER	Duplicate Error Ratio (normalized absolute difference)
Dil Fac	Dilution Factor
DL	Detection Limit (DoD/DOE)
DL, RA, RE, IN	Indicates a Dilution, Re-analysis, Re-extraction, or additional Initial metals/anion analysis of the sample
DLC	Decision Level Concentration (Radiochemistry)
EDL	Estimated Detection Limit (Dioxin)
LOD	Limit of Detection (DoD/DOE)
LOQ	Limit of Quantitation (DoD/DOE)
MCL	EPA recommended "Maximum Contaminant Level"
MDA	Minimum Detectable Activity (Radiochemistry)
MDC	Minimum Detectable Concentration (Radiochemistry)
MDL	Method Detection Limit
ML	Minimum Level (Dioxin)
MPN	Most Probable Number
MQL	Method Quantitation Limit
NC	Not Calculated
ND	Not Detected at the reporting limit (or MDL or EDL if shown)
NEG	Negative / Absent
POS	Positive / Present
PQL	Practical Quantitation Limit
PRES	Presumptive
QC	Quality Control
RER	Relative Error Ratio (Radiochemistry)
RL	Reporting Limit or Requested Limit (Radiochemistry)
RPD	Relative Percent Difference, a measure of the relative difference between two points
TEF	Toxicity Equivalent Factor (Dioxin)
TEQ	Toxicity Equivalent Quotient (Dioxin)
TNTC	Too Numerous To Count

DATA OF KNOWN QUALITY CONFORMANCE/NON-CONFORMANCE SUMMARY QUESTIONNAIRE

Laboratory Name: Eurofins Edison

Client: Cornerstone Environmental Group, LLC

Project Location: FORD Ringwood Mines E203361 (2024)

Project Number: 460-298742-1

Laboratory Sample ID(s): 460-298742-1, 460-298742-2, 460-298742-3, 460-298742-4, 460-298742-5, 460-298742-6, 460-298742-7

Sampling Date(s): 02/21/2024

List DKQP Methods Used: 8260D, 8260D SIM, 6020B

1	For each analytical method referenced in this laboratory report package, were all specified QA/QC performance criteria followed, including the requirement to explain any criteria falling outside of acceptable guidelines, as specified in the NJDEP Data of Known Quality performance standards?	☑Yes ☐No
1A	Were the method specified handling, preservation, and holding time requirements met?	☐Yes ☐No ☑ See case narrative
1B	*EPH Method:* Was the EPH method conducted without significant modifications? (see Section 11.3 of respective DKQ methods)	☐Yes ☐No ☑N/A
2	Were all samples received by the laboratory in a condition consistent with that described on the associated chain-of-custody documents(s)?	☐Yes ☐No ☑ See case narrative
3	Were samples received at an appropriate temperature (4±2° C)?	☑Yes ☐No ☐N/A
4	Were all QA/QC performance criteria specified in the NJDEP DKQP standards achieved?	☐Yes ☑No
5	a) Were reporting limits specified or referenced on the chain-of-custody or communicated to the laboratory prior to sample receipt?	☐Yes ☐No ☑ See case narrative
	b) Were these reporting limits met?	☐Yes ☐No ☐N/A ☑ See case narrative
6	For each analytical method referenced in this laboratory report package, were results reported for all constituents identified in the method-specific analyte lists presented in the DKQP documents and/or site-specific QAPP?	☑Yes ☐No
7	Are project-specific matrix spike and/or laboratory duplicates included in this data set?	☐Yes ☑No

Notes: For all questions to which the response was "No" (with the exception of question #7), additional information should be provided in an attached narrative. If the answer to question #1, #1A, or #1B is "No", the data package does not meet requirements for "Data of Known Quality."

CASE NARRATIVE

Client: Cornerstone Environmental Group, LLC

Project: FORD Ringwood Mines E203361 (2024)

Report Number: 460-298742-1

This case narrative is in the form of an exception report, where only the anomalies related to this report, method specific performance and/or QA/QC issues are discussed. If there are no issues to report, this narrative will include a statement that documents that there are no relevant data issues.

It should be noted that samples with elevated Reporting Limits (RLs) as a result of a dilution may not be able to satisfy customer reporting limits in some cases. Such increases in the RLs are unavoidable but acceptable consequence of sample dilution that enables quantification of target analytes or interferences which exceed the calibration range of the instrument.

Calculations are performed before rounding to avoid round-off errors in calculated results.

All holding times were met and proper preservation noted for the methods performed on these samples, unless otherwise detailed in the individual sections below.

RECEIPT
The samples were received on 2/22/2024 7:00 PM. Unless otherwise noted below, the samples arrived in good condition, and where required, properly preserved and on ice. The temperatures of the 2 coolers at receipt time were 2.0º C and 2.4º C.

Note: All samples which require thermal preservation are considered acceptable if the arrival temperature is within 2C of the required temperature or method specified range. For samples with a specified temperature of 4C, samples with a temperature ranging from just above freezing temperature of water to 6C shall be acceptable. Samples that are hand delivered immediately following collection may not meet these criteria, however they will be deemed acceptable according to NELAC standards, if there is evidence that the chilling process has begun, such as arrival on ice, etc.

VOLATILE ORGANIC COMPOUNDS (GC/MS) DKQP (TOTAL)
Samples OB-24-022124 (460-298742-1), OB-16-022124 (460-298742-2), OB-17-022124 (460-298742-3), OB-14A-022124 (460-298742-4), RW-16-022124 (460-298742-5), RW-6-022124 (460-298742-6) and RW-6A-022124 (460-298742-7) were analyzed for Volatile Organic Compounds (GC/MS) DKQP (Total) in accordance with EPA SW-846 Method 8260D (DKQP). The samples were analyzed on 02/28/2024.

1,2,3-Trichlorobenzene failed the recovery criteria high for LCS 460-961486/4. 1,2,3-Trichlorobenzene failed the recovery criteria high for LCS 460-961576/3. 1,2,3-Trichlorobenzene failed the recovery criteria high for LCSD 460-961576/4. Refer to the QC report for details.

1,2,3-Trichlorobenzene failed the recovery criteria high for the MSD of sample 460-298473-11 in batch 460-961486. 1,2,3-Trichlorobenzene and 1,2,4-Trichlorobenzene exceeded the RPD limit.

Refer to the QC report for details.

The continuing calibration verification (CCV) associated with batch 460-961486 recovered above the upper control limit for 1,2,3-Trichlorobenzene. The samples associated with this CCV were non-detects for the affected analyte; therefore, the data have been reported.

The continuing calibration verification (CCV) associated with batch 460-961576 recovered above the upper control limit for Methyl acetate. The samples associated with this CCV were non-detect for the affected analyte; therefore, the data have been reported.

No other difficulties were encountered during the Volatiles analysis.

All other quality control parameters were within the acceptance limits.

VOLATILE ORGANIC COMPOUNDS (GC/MS) - SELECTED ION MODE (SIM) DKQP (TOTAL)
Samples OB-24-022124 (460-298742-1), OB-16-022124 (460-298742-2), OB-17-022124 (460-298742-3), OB-14A-022124 (460-298742-4), RW-16-022124 (460-298742-5), RW-6-022124 (460-298742-6) and RW-6A-022124 (460-298742-7) were

analyzed for Volatile Organic Compounds (GC/MS) - Selected Ion Mode (SIM) DKQP (Total) in accordance with EPA SW-846 Method 8260D (DKQP) - Selected Ion Mode (SIM) DKQP. The samples were analyzed on 03/01/2024.

No difficulties were encountered during the VOA SIM analysis.

All quality control parameters were within the acceptance limits.

SEMIVOLATILE ORGANIC COMPOUNDS - SELECTED ION MODE (SIM) - ISOTOPE DILUTION - 1,4 DIOXANE
Samples OB-24-022124 (460-298742-1), OB-16-022124 (460-298742-2), OB-17-022124 (460-298742-3), OB-14A-022124 (460-298742-4), RW-16-022124 (460-298742-5), RW-6-022124 (460-298742-6) and RW-6A-022124 (460-298742-7) were analyzed for semivolatile organic compounds - Selected Ion Mode (SIM) - Isotope Dilution - 1,4 Dioxane in accordance with EPA SW-846 Method 8270E SIM 1,4Dioxane. The samples were prepared on 02/27/2024 and analyzed on 02/28/2024.

No difficulties were encountered during the 1,4 Dioxane analysis.

All quality control parameters were within the acceptance limits.

METALS DKQP (DISSOLVED)(ICP/MS)
Samples OB-24-022124 (460-298742-1), OB-16-022124 (460-298742-2), OB-17-022124 (460-298742-3), OB-14A-022124 (460-298742-4), RW-16-022124 (460-298742-5), RW-6-022124 (460-298742-6) and RW-6A-022124 (460-298742-7) were analyzed for Metals DKQP (Dissolved)(ICP/MS) in accordance with EPA SW-846 Method 6020B (DKQP). The samples were prepared on 02/28/2024 and analyzed on 02/28/2024 and 02/29/2024.

The following samples were not filtered and preserved within 15 minutes of sample collection in accordance with 40 CFR Part 136 Table II, Footnote 7, method 6020B. The samples were filtered prior to analysis at the laboratory.
OB-24-022124 (460-298742-1), OB-16-022124 (460-298742-2), OB-17-022124 (460-298742-3), OB-14A-022124 (460-298742-4), RW-16-022124 (460-298742-5), RW-6-022124 (460-298742-6) and RW-6A-022124 (460-298742-7)

For the duplicate of sample 460-298820-2. Refer to the QC report for details.

No other difficulties were encountered during the Metals DKQP (Dissolved)(ICP/MS) analysis.

All other quality control parameters were within the acceptance limits.

METALS DKQP (TOTAL)(ICP/MS)
Samples OB-24-022124 (460-298742-1), OB-16-022124 (460-298742-2), OB-17-022124 (460-298742-3), OB-14A-022124 (460-298742-4), RW-16-022124 (460-298742-5), RW-6-022124 (460-298742-6) and RW-6A-022124 (460-298742-7) were analyzed for Metals DKQP (Total)(ICP/MS) in accordance with EPA SW-846 Method 6020B (DKQP). The samples were prepared and analyzed on 03/04/2024.

No difficulties were encountered during the Metals DKQP (Total)(ICP/MS) analysis.

All quality control parameters were within the acceptance limits.

Detection Summary

Client: Cornerstone Environmental Group, LLC
Project/Site: FORD Ringwood Mines E203361 (2024)

Job ID: 460-298742-1

Client Sample ID: OB-24-022124 — Lab Sample ID: 460-298742-1

No Detections.

Client Sample ID: OB-16-022124 — Lab Sample ID: 460-298742-2

Analyte	Result	Qualifier	RL	MDL	Unit	Dil Fac	D	Method	Prep Type
Arsenic	8.7		2.0	1.2	ug/L	1		6020B	Total Recoverable

Client Sample ID: OB-17-022124 — Lab Sample ID: 460-298742-3

Analyte	Result	Qualifier	RL	MDL	Unit	Dil Fac	D	Method	Prep Type
1,4-Dioxane	11		0.40	0.33	ug/L	1		8260D SIM	Total/NA
1,1-Dichloroethane	0.36	J	1.0	0.26	ug/L	1		8260D	Total/NA
1,4-Dioxane	9.0		0.20	0.072	ug/L	1		8270E SIM ID	Total/NA

Client Sample ID: OB-14A-022124 — Lab Sample ID: 460-298742-4

Analyte	Result	Qualifier	RL	MDL	Unit	Dil Fac	D	Method	Prep Type
Lead	1.2		1.2	0.42	ug/L	1		6020B	Total Recoverable

Client Sample ID: RW-16-022124 — Lab Sample ID: 460-298742-5

No Detections.

Client Sample ID: RW-6-022124 — Lab Sample ID: 460-298742-6

Analyte	Result	Qualifier	RL	MDL	Unit	Dil Fac	D	Method	Prep Type
1,4-Dioxane	0.89		0.40	0.33	ug/L	1		8260D SIM	Total/NA
Chloroethane	1.4		1.0	0.32	ug/L	1		8260D	Total/NA
Cyclohexane	0.33	J	1.0	0.32	ug/L	1		8260D	Total/NA
1,4-Dioxane	0.56		0.20	0.072	ug/L	1		8270E SIM ID	Total/NA
Arsenic	1.3	J	2.0	1.2	ug/L	1		6020B	Total Recoverable
Lead	0.87	J	1.2	0.42	ug/L	1		6020B	Total Recoverable

Client Sample ID: RW-6A-022124 — Lab Sample ID: 460-298742-7

Analyte	Result	Qualifier	RL	MDL	Unit	Dil Fac	D	Method	Prep Type
1,4-Dioxane	2.5		0.40	0.33	ug/L	1		8260D SIM	Total/NA
Benzene	0.38	J	1.0	0.20	ug/L	1		8260D	Total/NA
Chloroethane	0.39	J	1.0	0.32	ug/L	1		8260D	Total/NA
Cyclohexane	0.73	J	1.0	0.32	ug/L	1		8260D	Total/NA
Isopropylbenzene	0.95	J	1.0	0.34	ug/L	1		8260D	Total/NA
1,4-Dioxane	1.8		0.20	0.072	ug/L	1		8270E SIM ID	Total/NA
Lead	0.69	J	1.2	0.42	ug/L	1		6020B	Total Recoverable

This Detection Summary does not include radiochemical test results.

Client Sample ID: OB-24-022124

Lab Sample ID: 460-298742-1

Date Collected: 02/21/24 09:30

Matrix: Water

Date Received: 02/22/24 19:00

Method: SW846 8260D SIM - Volatile Organic Compounds (GC/MS)

Analyte	Result	Qualifier	RL	MDL	Unit	D	Prepared	Analyzed	Dil Fac
1,2,3-Trichloropropane	0.012	U	0.030	0.012	ug/L			03/01/24 14:35	1
1,2-Dibromo-3-Chloropropane	0.010	U	0.020	0.010	ug/L			03/01/24 14:35	1
1,4-Dioxane	0.33	U	0.40	0.33	ug/L			03/01/24 14:35	1
Ethylene Dibromide	0.0079	U	0.020	0.0079	ug/L			03/01/24 14:35	1

Surrogate	*%Recovery*	*Qualifier*	*Limits*	*Prepared*	*Analyzed*	*Dil Fac*
4-Bromofluorobenzene	*102*		*70 - 130*		*03/01/24 14:35*	*1*

Method: SW846 8260D - Volatile Organic Compounds by GC/MS

Analyte	Result	Qualifier	RL	MDL	Unit	D	Prepared	Analyzed	Dil Fac
1,1,1-Trichloroethane	0.24	U	1.0	0.24	ug/L			02/28/24 12:44	1
1,1,2,2-Tetrachloroethane	0.37	U	1.0	0.37	ug/L			02/28/24 12:44	1
1,1,2-Trichloro-1,2,2-trifluoroethane	0.31	U	1.0	0.31	ug/L			02/28/24 12:44	1
1,1,2-Trichloroethane	0.20	U	1.0	0.20	ug/L			02/28/24 12:44	1
1,1-Dichloroethane	0.26	U	1.0	0.26	ug/L			02/28/24 12:44	1
1,1-Dichloroethene	0.26	U	1.0	0.26	ug/L			02/28/24 12:44	1
1,2,3-Trichlorobenzene	0.36	U *+	1.0	0.36	ug/L			02/28/24 12:44	1
1,2,4-Trichlorobenzene	0.37	U	1.0	0.37	ug/L			02/28/24 12:44	1
1,2-Dichlorobenzene	0.21	U	1.0	0.21	ug/L			02/28/24 12:44	1
1,2-Dichloroethane	0.43	U	1.0	0.43	ug/L			02/28/24 12:44	1
1,2-Dichloropropane	0.35	U	1.0	0.35	ug/L			02/28/24 12:44	1
1,3-Dichlorobenzene	0.34	U	1.0	0.34	ug/L			02/28/24 12:44	1
1,4-Dichlorobenzene	0.33	U	1.0	0.33	ug/L			02/28/24 12:44	1
2-Butanone (MEK)	1.9	U	5.0	1.9	ug/L			02/28/24 12:44	1
2-Hexanone	1.1	U	5.0	1.1	ug/L			02/28/24 12:44	1
4-Methyl-2-pentanone (MIBK)	1.3	U	5.0	1.3	ug/L			02/28/24 12:44	1
Acetone	4.4	U	5.0	4.4	ug/L			02/28/24 12:44	1
Benzene	0.20	U	1.0	0.20	ug/L			02/28/24 12:44	1
Bromoform	0.54	U	1.0	0.54	ug/L			02/28/24 12:44	1
Bromomethane	0.55	U	1.0	0.55	ug/L			02/28/24 12:44	1
Carbon disulfide	0.82	U	1.0	0.82	ug/L			02/28/24 12:44	1
Carbon tetrachloride	0.21	U	1.0	0.21	ug/L			02/28/24 12:44	1
Chlorobenzene	0.38	U	1.0	0.38	ug/L			02/28/24 12:44	1
Chlorobromomethane	0.41	U	1.0	0.41	ug/L			02/28/24 12:44	1
Chlorodibromomethane	0.28	U	1.0	0.28	ug/L			02/28/24 12:44	1
Chloroethane	0.32	U	1.0	0.32	ug/L			02/28/24 12:44	1
Chloroform	0.33	U	1.0	0.33	ug/L			02/28/24 12:44	1
Chloromethane	0.40	U	1.0	0.40	ug/L			02/28/24 12:44	1
cis-1,2-Dichloroethene	0.22	U	1.0	0.22	ug/L			02/28/24 12:44	1
cis-1,3-Dichloropropene	0.22	U	1.0	0.22	ug/L			02/28/24 12:44	1
Cyclohexane	0.32	U	1.0	0.32	ug/L			02/28/24 12:44	1
Dichlorobromomethane	0.34	U	1.0	0.34	ug/L			02/28/24 12:44	1
Dichlorodifluoromethane	0.31	U	1.0	0.31	ug/L			02/28/24 12:44	1
Ethylbenzene	0.30	U	1.0	0.30	ug/L			02/28/24 12:44	1
Isopropylbenzene	0.34	U	1.0	0.34	ug/L			02/28/24 12:44	1
Methyl acetate	0.79	U	5.0	0.79	ug/L			02/28/24 12:44	1
Methyl tert-butyl ether	0.22	U	1.0	0.22	ug/L			02/28/24 12:44	1
Methylcyclohexane	0.71	U	1.0	0.71	ug/L			02/28/24 12:44	1
Methylene Chloride	0.32	U	1.0	0.32	ug/L			02/28/24 12:44	1
Styrene	0.42	U	1.0	0.42	ug/L			02/28/24 12:44	1

Client Sample ID: OB-24-022124

Lab Sample ID: 460-298742-1

Date Collected: 02/21/24 09:30
Matrix: Water
Date Received: 02/22/24 19:00

Method: SW846 8260D - Volatile Organic Compounds by GC/MS (Continued)

Analyte	Result	Qualifier	RL	MDL	Unit	D	Prepared	Analyzed	Dil Fac
Tetrachloroethene	0.25	U	1.0	0.25	ug/L			02/28/24 12:44	1
Toluene	0.38	U	1.0	0.38	ug/L			02/28/24 12:44	1
trans-1,2-Dichloroethene	0.24	U	1.0	0.24	ug/L			02/28/24 12:44	1
trans-1,3-Dichloropropene	0.22	U	1.0	0.22	ug/L			02/28/24 12:44	1
Trichloroethene	0.31	U	1.0	0.31	ug/L			02/28/24 12:44	1
Trichlorofluoromethane	0.32	U	1.0	0.32	ug/L			02/28/24 12:44	1
Vinyl chloride	0.17	U	1.0	0.17	ug/L			02/28/24 12:44	1
Xylenes, Total	0.65	U	2.0	0.65	ug/L			02/28/24 12:44	1

Surrogate	*%Recovery*	*Qualifier*	*Limits*	*Prepared*	*Analyzed*	*Dil Fac*
1,2-Dichloroethane-d4 (Surr)	*93*		*70 - 130*		*02/28/24 12:44*	*1*
4-Bromofluorobenzene	*99*		*70 - 130*		*02/28/24 12:44*	*1*
Dibromofluoromethane (Surr)	*96*		*70 - 130*		*02/28/24 12:44*	*1*
Toluene-d8 (Surr)	*95*		*70 - 130*		*02/28/24 12:44*	*1*

Method: SW846 8270E SIM ID - Semivolatile Organic Compounds (GC/MS SIM / Isotope Dilution)

Analyte	Result	Qualifier	RL	MDL	Unit	D	Prepared	Analyzed	Dil Fac
1,4-Dioxane	0.072	U	0.20	0.072	ug/L		02/27/24 21:05	02/28/24 11:42	1

Isotope Dilution	*%Recovery*	*Qualifier*	*Limits*	*Prepared*	*Analyzed*	*Dil Fac*
1,4-Dioxane-d8	*30*		*10 - 150*	*02/27/24 21:05*	*02/28/24 11:42*	*1*

Method: SW846 6020B - Metals (ICP/MS) - Total Recoverable

Analyte	Result	Qualifier	RL	MDL	Unit	D	Prepared	Analyzed	Dil Fac
Arsenic	1.2	U	2.0	1.2	ug/L		03/04/24 07:49	03/04/24 18:22	1
Lead	0.42	U	1.2	0.42	ug/L		03/04/24 07:49	03/04/24 18:22	1

Method: SW846 6020B - Metals (ICP/MS) - Dissolved

Analyte	Result	Qualifier	RL	MDL	Unit	D	Prepared	Analyzed	Dil Fac
Arsenic	1.2	U	2.0	1.2	ug/L		02/28/24 22:42	02/28/24 23:58	1
Lead	0.42	U	1.2	0.42	ug/L		02/28/24 22:42	02/28/24 23:58	1

Client Sample ID: OB-16-022124

Lab Sample ID: 460-298742-2

Date Collected: 02/21/24 11:00
Matrix: Water
Date Received: 02/22/24 19:00

Method: SW846 8260D SIM - Volatile Organic Compounds (GC/MS)

Analyte	Result	Qualifier	RL	MDL	Unit	D	Prepared	Analyzed	Dil Fac
1,2,3-Trichloropropane	0.012	U	0.030	0.012	ug/L			03/01/24 14:57	1
1,2-Dibromo-3-Chloropropane	0.010	U	0.020	0.010	ug/L			03/01/24 14:57	1
1,4-Dioxane	0.33	U	0.40	0.33	ug/L			03/01/24 14:57	1
Ethylene Dibromide	0.0079	U	0.020	0.0079	ug/L			03/01/24 14:57	1

Surrogate	*%Recovery*	*Qualifier*	*Limits*	*Prepared*	*Analyzed*	*Dil Fac*
4-Bromofluorobenzene	*100*		*70 - 130*		*03/01/24 14:57*	*1*

Method: SW846 8260D - Volatile Organic Compounds by GC/MS

Analyte	Result	Qualifier	RL	MDL	Unit	D	Prepared	Analyzed	Dil Fac
1,1,1-Trichloroethane	0.24	U	1.0	0.24	ug/L			02/28/24 05:23	1
1,1,2,2-Tetrachloroethane	0.37	U	1.0	0.37	ug/L			02/28/24 05:23	1
1,1,2-Trichloro-1,2,2-trifluoroethane	0.31	U	1.0	0.31	ug/L			02/28/24 05:23	1
1,1,2-Trichloroethane	0.20	U	1.0	0.20	ug/L			02/28/24 05:23	1

Client Sample ID: OB-16-022124

Lab Sample ID: 460-298742-2

Date Collected: 02/21/24 11:00

Matrix: Water

Date Received: 02/22/24 19:00

Method: SW846 8260D - Volatile Organic Compounds by GC/MS (Continued)

Analyte	Result	Qualifier	RL	MDL	Unit	D	Prepared	Analyzed	Dil Fac
1,1-Dichloroethane	0.26	U	1.0	0.26	ug/L			02/28/24 05:23	1
1,1-Dichloroethene	0.26	U	1.0	0.26	ug/L			02/28/24 05:23	1
1,2,3-Trichlorobenzene	0.36	U *+	1.0	0.36	ug/L			02/28/24 05:23	1
1,2,4-Trichlorobenzene	0.37	U	1.0	0.37	ug/L			02/28/24 05:23	1
1,2-Dichlorobenzene	0.21	U	1.0	0.21	ug/L			02/28/24 05:23	1
1,2-Dichloroethane	0.43	U	1.0	0.43	ug/L			02/28/24 05:23	1
1,2-Dichloropropane	0.35	U	1.0	0.35	ug/L			02/28/24 05:23	1
1,3-Dichlorobenzene	0.34	U	1.0	0.34	ug/L			02/28/24 05:23	1
1,4-Dichlorobenzene	0.33	U	1.0	0.33	ug/L			02/28/24 05:23	1
2-Butanone (MEK)	1.9	U	5.0	1.9	ug/L			02/28/24 05:23	1
2-Hexanone	1.1	U	5.0	1.1	ug/L			02/28/24 05:23	1
4-Methyl-2-pentanone (MIBK)	1.3	U	5.0	1.3	ug/L			02/28/24 05:23	1
Acetone	4.4	U	5.0	4.4	ug/L			02/28/24 05:23	1
Benzene	0.20	U	1.0	0.20	ug/L			02/28/24 05:23	1
Bromoform	0.54	U	1.0	0.54	ug/L			02/28/24 05:23	1
Bromomethane	0.55	U	1.0	0.55	ug/L			02/28/24 05:23	1
Carbon disulfide	0.82	U	1.0	0.82	ug/L			02/28/24 05:23	1
Carbon tetrachloride	0.21	U	1.0	0.21	ug/L			02/28/24 05:23	1
Chlorobenzene	0.38	U	1.0	0.38	ug/L			02/28/24 05:23	1
Chlorobromomethane	0.41	U	1.0	0.41	ug/L			02/28/24 05:23	1
Chlorodibromomethane	0.28	U	1.0	0.28	ug/L			02/28/24 05:23	1
Chloroethane	0.32	U	1.0	0.32	ug/L			02/28/24 05:23	1
Chloroform	0.33	U	1.0	0.33	ug/L			02/28/24 05:23	1
Chloromethane	0.40	U	1.0	0.40	ug/L			02/28/24 05:23	1
cis-1,2-Dichloroethene	0.22	U	1.0	0.22	ug/L			02/28/24 05:23	1
cis-1,3-Dichloropropene	0.22	U	1.0	0.22	ug/L			02/28/24 05:23	1
Cyclohexane	0.32	U	1.0	0.32	ug/L			02/28/24 05:23	1
Dichlorobromomethane	0.34	U	1.0	0.34	ug/L			02/28/24 05:23	1
Dichlorodifluoromethane	0.31	U	1.0	0.31	ug/L			02/28/24 05:23	1
Ethylbenzene	0.30	U	1.0	0.30	ug/L			02/28/24 05:23	1
Isopropylbenzene	0.34	U	1.0	0.34	ug/L			02/28/24 05:23	1
Methyl acetate	0.79	U	5.0	0.79	ug/L			02/28/24 05:23	1
Methyl tert-butyl ether	0.22	U	1.0	0.22	ug/L			02/28/24 05:23	1
Methylcyclohexane	0.71	U	1.0	0.71	ug/L			02/28/24 05:23	1
Methylene Chloride	0.32	U	1.0	0.32	ug/L			02/28/24 05:23	1
Styrene	0.42	U	1.0	0.42	ug/L			02/28/24 05:23	1
Tetrachloroethene	0.25	U	1.0	0.25	ug/L			02/28/24 05:23	1
Toluene	0.38	U	1.0	0.38	ug/L			02/28/24 05:23	1
trans-1,2-Dichloroethene	0.24	U	1.0	0.24	ug/L			02/28/24 05:23	1
trans-1,3-Dichloropropene	0.22	U	1.0	0.22	ug/L			02/28/24 05:23	1
Trichloroethene	0.31	U	1.0	0.31	ug/L			02/28/24 05:23	1
Trichlorofluoromethane	0.32	U	1.0	0.32	ug/L			02/28/24 05:23	1
Vinyl chloride	0.17	U	1.0	0.17	ug/L			02/28/24 05:23	1
Xylenes, Total	0.65	U	2.0	0.65	ug/L			02/28/24 05:23	1

Surrogate	*%Recovery*	*Qualifier*	*Limits*	*Prepared*	*Analyzed*	*Dil Fac*
1,2-Dichloroethane-d4 (Surr)	*95*		*70 - 130*		*02/28/24 05:23*	*1*
4-Bromofluorobenzene	*102*		*70 - 130*		*02/28/24 05:23*	*1*
Dibromofluoromethane (Surr)	*98*		*70 - 130*		*02/28/24 05:23*	*1*
Toluene-d8 (Surr)	*96*		*70 - 130*		*02/28/24 05:23*	*1*

Client Sample Results

Client: Cornerstone Environmental Group, LLC
Project/Site: FORD Ringwood Mines E203361 (2024)

Job ID: 460-298742-1

Client Sample ID: OB-16-022124

Lab Sample ID: 460-298742-2
Date Collected: 02/21/24 11:00
Matrix: Water
Date Received: 02/22/24 19:00

Method: SW846 8270E SIM ID - Semivolatile Organic Compounds (GC/MS SIM / Isotope Dilution)

Analyte	Result	Qualifier	RL	MDL	Unit	D	Prepared	Analyzed	Dil Fac
1,4-Dioxane	0.072	U	0.20	0.072	ug/L		02/27/24 21:05	02/28/24 11:58	1

Isotope Dilution	*%Recovery*	*Qualifier*	*Limits*	*Prepared*	*Analyzed*	*Dil Fac*
1,4-Dioxane-d8	*34*		*10 - 150*	*02/27/24 21:05*	*02/28/24 11:58*	*1*

Method: SW846 6020B - Metals (ICP/MS) - Total Recoverable

Analyte	Result	Qualifier	RL	MDL	Unit	D	Prepared	Analyzed	Dil Fac
Arsenic	**8.7**		2.0	1.2	ug/L		03/04/24 07:49	03/04/24 18:24	1
Lead	0.42	U	1.2	0.42	ug/L		03/04/24 07:49	03/04/24 18:24	1

Method: SW846 6020B - Metals (ICP/MS) - Dissolved

Analyte	Result	Qualifier	RL	MDL	Unit	D	Prepared	Analyzed	Dil Fac
Arsenic	1.2	U	2.0	1.2	ug/L		02/28/24 22:42	02/29/24 00:00	1
Lead	0.42	U	1.2	0.42	ug/L		02/28/24 22:42	02/29/24 00:00	1

Client Sample ID: OB-17-022124

Lab Sample ID: 460-298742-3
Date Collected: 02/21/24 12:20
Matrix: Water
Date Received: 02/22/24 19:00

Method: SW846 8260D SIM - Volatile Organic Compounds (GC/MS)

Analyte	Result	Qualifier	RL	MDL	Unit	D	Prepared	Analyzed	Dil Fac
1,2,3-Trichloropropane	0.012	U	0.030	0.012	ug/L			03/01/24 15:18	1
1,2-Dibromo-3-Chloropropane	0.010	U	0.020	0.010	ug/L			03/01/24 15:18	1
1,4-Dioxane	**11**		0.40	0.33	ug/L			03/01/24 15:18	1
Ethylene Dibromide	0.0079	U	0.020	0.0079	ug/L			03/01/24 15:18	1

Surrogate	*%Recovery*	*Qualifier*	*Limits*	*Prepared*	*Analyzed*	*Dil Fac*
4-Bromofluorobenzene	*105*		*70 - 130*		*03/01/24 15:18*	*1*

Method: SW846 8260D - Volatile Organic Compounds by GC/MS

Analyte	Result	Qualifier	RL	MDL	Unit	D	Prepared	Analyzed	Dil Fac
1,1,1-Trichloroethane	0.24	U	1.0	0.24	ug/L			02/28/24 05:49	1
1,1,2,2-Tetrachloroethane	0.37	U	1.0	0.37	ug/L			02/28/24 05:49	1
1,1,2-Trichloro-1,2,2-trifluoroethane	0.31	U	1.0	0.31	ug/L			02/28/24 05:49	1
1,1,2-Trichloroethane	0.20	U	1.0	0.20	ug/L			02/28/24 05:49	1
1,1-Dichloroethane	**0.36**	**J**	1.0	0.26	ug/L			02/28/24 05:49	1
1,1-Dichloroethene	0.26	U	1.0	0.26	ug/L			02/28/24 05:49	1
1,2,3-Trichlorobenzene	0.36	U *+	1.0	0.36	ug/L			02/28/24 05:49	1
1,2,4-Trichlorobenzene	0.37	U	1.0	0.37	ug/L			02/28/24 05:49	1
1,2-Dichlorobenzene	0.21	U	1.0	0.21	ug/L			02/28/24 05:49	1
1,2-Dichloroethane	0.43	U	1.0	0.43	ug/L			02/28/24 05:49	1
1,2-Dichloropropane	0.35	U	1.0	0.35	ug/L			02/28/24 05:49	1
1,3-Dichlorobenzene	0.34	U	1.0	0.34	ug/L			02/28/24 05:49	1
1,4-Dichlorobenzene	0.33	U	1.0	0.33	ug/L			02/28/24 05:49	1
2-Butanone (MEK)	1.9	U	5.0	1.9	ug/L			02/28/24 05:49	1
2-Hexanone	1.1	U	5.0	1.1	ug/L			02/28/24 05:49	1
4-Methyl-2-pentanone (MIBK)	1.3	U	5.0	1.3	ug/L			02/28/24 05:49	1
Acetone	4.4	U	5.0	4.4	ug/L			02/28/24 05:49	1
Benzene	0.20	U	1.0	0.20	ug/L			02/28/24 05:49	1
Bromoform	0.54	U	1.0	0.54	ug/L			02/28/24 05:49	1
Bromomethane	0.55	U	1.0	0.55	ug/L			02/28/24 05:49	1
Carbon disulfide	0.82	U	1.0	0.82	ug/L			02/28/24 05:49	1

Client Sample ID: OB-17-022124

Lab Sample ID: 460-298742-3

Date Collected: 02/21/24 12:20

Matrix: Water

Date Received: 02/22/24 19:00

Method: SW846 8260D - Volatile Organic Compounds by GC/MS (Continued)

Analyte	Result	Qualifier	RL	MDL	Unit	D	Prepared	Analyzed	Dil Fac
Carbon tetrachloride	0.21	U	1.0	0.21	ug/L			02/28/24 05:49	1
Chlorobenzene	0.38	U	1.0	0.38	ug/L			02/28/24 05:49	1
Chlorobromomethane	0.41	U	1.0	0.41	ug/L			02/28/24 05:49	1
Chlorodibromomethane	0.28	U	1.0	0.28	ug/L			02/28/24 05:49	1
Chloroethane	0.32	U	1.0	0.32	ug/L			02/28/24 05:49	1
Chloroform	0.33	U	1.0	0.33	ug/L			02/28/24 05:49	1
Chloromethane	0.40	U	1.0	0.40	ug/L			02/28/24 05:49	1
cis-1,2-Dichloroethene	0.22	U	1.0	0.22	ug/L			02/28/24 05:49	1
cis-1,3-Dichloropropene	0.22	U	1.0	0.22	ug/L			02/28/24 05:49	1
Cyclohexane	0.32	U	1.0	0.32	ug/L			02/28/24 05:49	1
Dichlorobromomethane	0.34	U	1.0	0.34	ug/L			02/28/24 05:49	1
Dichlorodifluoromethane	0.31	U	1.0	0.31	ug/L			02/28/24 05:49	1
Ethylbenzene	0.30	U	1.0	0.30	ug/L			02/28/24 05:49	1
Isopropylbenzene	0.34	U	1.0	0.34	ug/L			02/28/24 05:49	1
Methyl acetate	0.79	U	5.0	0.79	ug/L			02/28/24 05:49	1
Methyl tert-butyl ether	0.22	U	1.0	0.22	ug/L			02/28/24 05:49	1
Methylcyclohexane	0.71	U	1.0	0.71	ug/L			02/28/24 05:49	1
Methylene Chloride	0.32	U	1.0	0.32	ug/L			02/28/24 05:49	1
Styrene	0.42	U	1.0	0.42	ug/L			02/28/24 05:49	1
Tetrachloroethene	0.25	U	1.0	0.25	ug/L			02/28/24 05:49	1
Toluene	0.38	U	1.0	0.38	ug/L			02/28/24 05:49	1
trans-1,2-Dichloroethene	0.24	U	1.0	0.24	ug/L			02/28/24 05:49	1
trans-1,3-Dichloropropene	0.22	U	1.0	0.22	ug/L			02/28/24 05:49	1
Trichloroethene	0.31	U	1.0	0.31	ug/L			02/28/24 05:49	1
Trichlorofluoromethane	0.32	U	1.0	0.32	ug/L			02/28/24 05:49	1
Vinyl chloride	0.17	U	1.0	0.17	ug/L			02/28/24 05:49	1
Xylenes, Total	0.65	U	2.0	0.65	ug/L			02/28/24 05:49	1

Surrogate	*%Recovery*	*Qualifier*	*Limits*	*Prepared*	*Analyzed*	*Dil Fac*
1,2-Dichloroethane-d4 (Surr)	*95*		*70 - 130*		*02/28/24 05:49*	*1*
4-Bromofluorobenzene	*102*		*70 - 130*		*02/28/24 05:49*	*1*
Dibromofluoromethane (Surr)	*101*		*70 - 130*		*02/28/24 05:49*	*1*
Toluene-d8 (Surr)	*98*		*70 - 130*		*02/28/24 05:49*	*1*

Method: SW846 8270E SIM ID - Semivolatile Organic Compounds (GC/MS SIM / Isotope Dilution)

Analyte	Result	Qualifier	RL	MDL	Unit	D	Prepared	Analyzed	Dil Fac
1,4-Dioxane	**9.0**		0.20	0.072	ug/L		02/27/24 21:05	02/28/24 12:13	1

Isotope Dilution	*%Recovery*	*Qualifier*	*Limits*	*Prepared*	*Analyzed*	*Dil Fac*
1,4-Dioxane-d8	*38*		*10 - 150*	*02/27/24 21:05*	*02/28/24 12:13*	*1*

Method: SW846 6020B - Metals (ICP/MS) - Total Recoverable

Analyte	Result	Qualifier	RL	MDL	Unit	D	Prepared	Analyzed	Dil Fac
Arsenic	1.2	U	2.0	1.2	ug/L		03/04/24 07:49	03/04/24 18:27	1
Lead	0.42	U	1.2	0.42	ug/L		03/04/24 07:49	03/04/24 18:27	1

Method: SW846 6020B - Metals (ICP/MS) - Dissolved

Analyte	Result	Qualifier	RL	MDL	Unit	D	Prepared	Analyzed	Dil Fac
Arsenic	1.2	U	2.0	1.2	ug/L		02/28/24 22:42	02/29/24 00:02	1
Lead	0.42	U	1.2	0.42	ug/L		02/28/24 22:42	02/29/24 00:02	1

Client Sample ID: OB-14A-022124

Lab Sample ID: 460-298742-4

Date Collected: 02/21/24 11:20

Matrix: Water

Date Received: 02/22/24 19:00

Method: SW846 8260D SIM - Volatile Organic Compounds (GC/MS)

Analyte	Result	Qualifier	RL	MDL	Unit	D	Prepared	Analyzed	Dil Fac
1,2,3-Trichloropropane	0.012	U	0.030	0.012	ug/L			03/01/24 15:40	1
1,2-Dibromo-3-Chloropropane	0.010	U	0.020	0.010	ug/L			03/01/24 15:40	1
1,4-Dioxane	0.33	U	0.40	0.33	ug/L			03/01/24 15:40	1
Ethylene Dibromide	0.0079	U	0.020	0.0079	ug/L			03/01/24 15:40	1

Surrogate	*%Recovery*	*Qualifier*	*Limits*	*Prepared*	*Analyzed*	*Dil Fac*
4-Bromofluorobenzene	*102*		*70 - 130*		*03/01/24 15:40*	*1*

Method: SW846 8260D - Volatile Organic Compounds by GC/MS

Analyte	Result	Qualifier	RL	MDL	Unit	D	Prepared	Analyzed	Dil Fac
1,1,1-Trichloroethane	0.24	U	1.0	0.24	ug/L			02/28/24 06:15	1
1,1,2,2-Tetrachloroethane	0.37	U	1.0	0.37	ug/L			02/28/24 06:15	1
1,1,2-Trichloro-1,2,2-trifluoroethane	0.31	U	1.0	0.31	ug/L			02/28/24 06:15	1
1,1,2-Trichloroethane	0.20	U	1.0	0.20	ug/L			02/28/24 06:15	1
1,1-Dichloroethane	0.26	U	1.0	0.26	ug/L			02/28/24 06:15	1
1,1-Dichloroethene	0.26	U	1.0	0.26	ug/L			02/28/24 06:15	1
1,2,3-Trichlorobenzene	0.36	U *+	1.0	0.36	ug/L			02/28/24 06:15	1
1,2,4-Trichlorobenzene	0.37	U	1.0	0.37	ug/L			02/28/24 06:15	1
1,2-Dichlorobenzene	0.21	U	1.0	0.21	ug/L			02/28/24 06:15	1
1,2-Dichloroethane	0.43	U	1.0	0.43	ug/L			02/28/24 06:15	1
1,2-Dichloropropane	0.35	U	1.0	0.35	ug/L			02/28/24 06:15	1
1,3-Dichlorobenzene	0.34	U	1.0	0.34	ug/L			02/28/24 06:15	1
1,4-Dichlorobenzene	0.33	U	1.0	0.33	ug/L			02/28/24 06:15	1
2-Butanone (MEK)	1.9	U	5.0	1.9	ug/L			02/28/24 06:15	1
2-Hexanone	1.1	U	5.0	1.1	ug/L			02/28/24 06:15	1
4-Methyl-2-pentanone (MIBK)	1.3	U	5.0	1.3	ug/L			02/28/24 06:15	1
Acetone	4.4	U	5.0	4.4	ug/L			02/28/24 06:15	1
Benzene	0.20	U	1.0	0.20	ug/L			02/28/24 06:15	1
Bromoform	0.54	U	1.0	0.54	ug/L			02/28/24 06:15	1
Bromomethane	0.55	U	1.0	0.55	ug/L			02/28/24 06:15	1
Carbon disulfide	0.82	U	1.0	0.82	ug/L			02/28/24 06:15	1
Carbon tetrachloride	0.21	U	1.0	0.21	ug/L			02/28/24 06:15	1
Chlorobenzene	0.38	U	1.0	0.38	ug/L			02/28/24 06:15	1
Chlorobromomethane	0.41	U	1.0	0.41	ug/L			02/28/24 06:15	1
Chlorodibromomethane	0.28	U	1.0	0.28	ug/L			02/28/24 06:15	1
Chloroethane	0.32	U	1.0	0.32	ug/L			02/28/24 06:15	1
Chloroform	0.33	U	1.0	0.33	ug/L			02/28/24 06:15	1
Chloromethane	0.40	U	1.0	0.40	ug/L			02/28/24 06:15	1
cis-1,2-Dichloroethene	0.22	U	1.0	0.22	ug/L			02/28/24 06:15	1
cis-1,3-Dichloropropene	0.22	U	1.0	0.22	ug/L			02/28/24 06:15	1
Cyclohexane	0.32	U	1.0	0.32	ug/L			02/28/24 06:15	1
Dichlorobromomethane	0.34	U	1.0	0.34	ug/L			02/28/24 06:15	1
Dichlorodifluoromethane	0.31	U	1.0	0.31	ug/L			02/28/24 06:15	1
Ethylbenzene	0.30	U	1.0	0.30	ug/L			02/28/24 06:15	1
Isopropylbenzene	0.34	U	1.0	0.34	ug/L			02/28/24 06:15	1
Methyl acetate	0.79	U	5.0	0.79	ug/L			02/28/24 06:15	1
Methyl tert-butyl ether	0.22	U	1.0	0.22	ug/L			02/28/24 06:15	1
Methylcyclohexane	0.71	U	1.0	0.71	ug/L			02/28/24 06:15	1
Methylene Chloride	0.32	U	1.0	0.32	ug/L			02/28/24 06:15	1
Styrene	0.42	U	1.0	0.42	ug/L			02/28/24 06:15	1

Client Sample ID: OB-14A-022124

Lab Sample ID: 460-298742-4
Date Collected: 02/21/24 11:20
Matrix: Water
Date Received: 02/22/24 19:00

Method: SW846 8260D - Volatile Organic Compounds by GC/MS (Continued)

Analyte	Result	Qualifier	RL	MDL	Unit	D	Prepared	Analyzed	Dil Fac
Tetrachloroethene	0.25	U	1.0	0.25	ug/L			02/28/24 06:15	1
Toluene	0.38	U	1.0	0.38	ug/L			02/28/24 06:15	1
trans-1,2-Dichloroethene	0.24	U	1.0	0.24	ug/L			02/28/24 06:15	1
trans-1,3-Dichloropropene	0.22	U	1.0	0.22	ug/L			02/28/24 06:15	1
Trichloroethene	0.31	U	1.0	0.31	ug/L			02/28/24 06:15	1
Trichlorofluoromethane	0.32	U	1.0	0.32	ug/L			02/28/24 06:15	1
Vinyl chloride	0.17	U	1.0	0.17	ug/L			02/28/24 06:15	1
Xylenes, Total	0.65	U	2.0	0.65	ug/L			02/28/24 06:15	1

Surrogate	*%Recovery*	*Qualifier*	*Limits*	*Prepared*	*Analyzed*	*Dil Fac*
1,2-Dichloroethane-d4 (Surr)	*97*		*70 - 130*		*02/28/24 06:15*	*1*
4-Bromofluorobenzene	*104*		*70 - 130*		*02/28/24 06:15*	*1*
Dibromofluoromethane (Surr)	*100*		*70 - 130*		*02/28/24 06:15*	*1*
Toluene-d8 (Surr)	*96*		*70 - 130*		*02/28/24 06:15*	*1*

Method: SW846 8270E SIM ID - Semivolatile Organic Compounds (GC/MS SIM / Isotope Dilution)

Analyte	Result	Qualifier	RL	MDL	Unit	D	Prepared	Analyzed	Dil Fac
1,4-Dioxane	0.072	U	0.20	0.072	ug/L		02/27/24 21:05	02/28/24 12:29	1

Isotope Dilution	*%Recovery*	*Qualifier*	*Limits*	*Prepared*	*Analyzed*	*Dil Fac*
1,4-Dioxane-d8	*39*		*10 - 150*	*02/27/24 21:05*	*02/28/24 12:29*	*1*

Method: SW846 6020B - Metals (ICP/MS) - Total Recoverable

Analyte	Result	Qualifier	RL	MDL	Unit	D	Prepared	Analyzed	Dil Fac
Arsenic	1.2	U	2.0	1.2	ug/L		03/04/24 07:49	03/04/24 18:29	1
Lead	**1.2**		1.2	0.42	ug/L		03/04/24 07:49	03/04/24 18:29	1

Method: SW846 6020B - Metals (ICP/MS) - Dissolved

Analyte	Result	Qualifier	RL	MDL	Unit	D	Prepared	Analyzed	Dil Fac
Arsenic	1.2	U	2.0	1.2	ug/L		02/28/24 22:42	02/29/24 00:05	1
Lead	0.42	U	1.2	0.42	ug/L		02/28/24 22:42	02/29/24 00:05	1

Client Sample ID: RW-16-022124

Lab Sample ID: 460-298742-5
Date Collected: 02/21/24 10:20
Matrix: Water
Date Received: 02/22/24 19:00

Method: SW846 8260D SIM - Volatile Organic Compounds (GC/MS)

Analyte	Result	Qualifier	RL	MDL	Unit	D	Prepared	Analyzed	Dil Fac
1,2,3-Trichloropropane	0.012	U	0.030	0.012	ug/L			03/01/24 16:01	1
1,2-Dibromo-3-Chloropropane	0.010	U	0.020	0.010	ug/L			03/01/24 16:01	1
1,4-Dioxane	0.33	U	0.40	0.33	ug/L			03/01/24 16:01	1
Ethylene Dibromide	0.0079	U	0.020	0.0079	ug/L			03/01/24 16:01	1

Surrogate	*%Recovery*	*Qualifier*	*Limits*	*Prepared*	*Analyzed*	*Dil Fac*
4-Bromofluorobenzene	*104*		*70 - 130*		*03/01/24 16:01*	*1*

Method: SW846 8260D - Volatile Organic Compounds by GC/MS

Analyte	Result	Qualifier	RL	MDL	Unit	D	Prepared	Analyzed	Dil Fac
1,1,1-Trichloroethane	0.24	U	1.0	0.24	ug/L			02/28/24 06:41	1
1,1,2,2-Tetrachloroethane	0.37	U	1.0	0.37	ug/L			02/28/24 06:41	1
1,1,2-Trichloro-1,2,2-trifluoroethane	0.31	U	1.0	0.31	ug/L			02/28/24 06:41	1
1,1,2-Trichloroethane	0.20	U	1.0	0.20	ug/L			02/28/24 06:41	1

Client Sample ID: RW-16-022124

Lab Sample ID: 460-298742-5

Date Collected: 02/21/24 10:20

Matrix: Water

Date Received: 02/22/24 19:00

Method: SW846 8260D - Volatile Organic Compounds by GC/MS (Continued)

Analyte	Result	Qualifier	RL	MDL	Unit	D	Prepared	Analyzed	Dil Fac
1,1-Dichloroethane	0.26	U	1.0	0.26	ug/L			02/28/24 06:41	1
1,1-Dichloroethene	0.26	U	1.0	0.26	ug/L			02/28/24 06:41	1
1,2,3-Trichlorobenzene	0.36	U *+	1.0	0.36	ug/L			02/28/24 06:41	1
1,2,4-Trichlorobenzene	0.37	U	1.0	0.37	ug/L			02/28/24 06:41	1
1,2-Dichlorobenzene	0.21	U	1.0	0.21	ug/L			02/28/24 06:41	1
1,2-Dichloroethane	0.43	U	1.0	0.43	ug/L			02/28/24 06:41	1
1,2-Dichloropropane	0.35	U	1.0	0.35	ug/L			02/28/24 06:41	1
1,3-Dichlorobenzene	0.34	U	1.0	0.34	ug/L			02/28/24 06:41	1
1,4-Dichlorobenzene	0.33	U	1.0	0.33	ug/L			02/28/24 06:41	1
2-Butanone (MEK)	1.9	U	5.0	1.9	ug/L			02/28/24 06:41	1
2-Hexanone	1.1	U	5.0	1.1	ug/L			02/28/24 06:41	1
4-Methyl-2-pentanone (MIBK)	1.3	U	5.0	1.3	ug/L			02/28/24 06:41	1
Acetone	4.4	U	5.0	4.4	ug/L			02/28/24 06:41	1
Benzene	0.20	U	1.0	0.20	ug/L			02/28/24 06:41	1
Bromoform	0.54	U	1.0	0.54	ug/L			02/28/24 06:41	1
Bromomethane	0.55	U	1.0	0.55	ug/L			02/28/24 06:41	1
Carbon disulfide	0.82	U	1.0	0.82	ug/L			02/28/24 06:41	1
Carbon tetrachloride	0.21	U	1.0	0.21	ug/L			02/28/24 06:41	1
Chlorobenzene	0.38	U	1.0	0.38	ug/L			02/28/24 06:41	1
Chlorobromomethane	0.41	U	1.0	0.41	ug/L			02/28/24 06:41	1
Chlorodibromomethane	0.28	U	1.0	0.28	ug/L			02/28/24 06:41	1
Chloroethane	0.32	U	1.0	0.32	ug/L			02/28/24 06:41	1
Chloroform	0.33	U	1.0	0.33	ug/L			02/28/24 06:41	1
Chloromethane	0.40	U	1.0	0.40	ug/L			02/28/24 06:41	1
cis-1,2-Dichloroethene	0.22	U	1.0	0.22	ug/L			02/28/24 06:41	1
cis-1,3-Dichloropropene	0.22	U	1.0	0.22	ug/L			02/28/24 06:41	1
Cyclohexane	0.32	U	1.0	0.32	ug/L			02/28/24 06:41	1
Dichlorobromomethane	0.34	U	1.0	0.34	ug/L			02/28/24 06:41	1
Dichlorodifluoromethane	0.31	U	1.0	0.31	ug/L			02/28/24 06:41	1
Ethylbenzene	0.30	U	1.0	0.30	ug/L			02/28/24 06:41	1
Isopropylbenzene	0.34	U	1.0	0.34	ug/L			02/28/24 06:41	1
Methyl acetate	0.79	U	5.0	0.79	ug/L			02/28/24 06:41	1
Methyl tert-butyl ether	0.22	U	1.0	0.22	ug/L			02/28/24 06:41	1
Methylcyclohexane	0.71	U	1.0	0.71	ug/L			02/28/24 06:41	1
Methylene Chloride	0.32	U	1.0	0.32	ug/L			02/28/24 06:41	1
Styrene	0.42	U	1.0	0.42	ug/L			02/28/24 06:41	1
Tetrachloroethene	0.25	U	1.0	0.25	ug/L			02/28/24 06:41	1
Toluene	0.38	U	1.0	0.38	ug/L			02/28/24 06:41	1
trans-1,2-Dichloroethene	0.24	U	1.0	0.24	ug/L			02/28/24 06:41	1
trans-1,3-Dichloropropene	0.22	U	1.0	0.22	ug/L			02/28/24 06:41	1
Trichloroethene	0.31	U	1.0	0.31	ug/L			02/28/24 06:41	1
Trichlorofluoromethane	0.32	U	1.0	0.32	ug/L			02/28/24 06:41	1
Vinyl chloride	0.17	U	1.0	0.17	ug/L			02/28/24 06:41	1
Xylenes, Total	0.65	U	2.0	0.65	ug/L			02/28/24 06:41	1

Surrogate	*%Recovery*	*Qualifier*	*Limits*	*Prepared*	*Analyzed*	*Dil Fac*
1,2-Dichloroethane-d4 (Surr)	*98*		*70 - 130*		*02/28/24 06:41*	*1*
4-Bromofluorobenzene	*103*		*70 - 130*		*02/28/24 06:41*	*1*
Dibromofluoromethane (Surr)	*100*		*70 - 130*		*02/28/24 06:41*	*1*
Toluene-d8 (Surr)	*97*		*70 - 130*		*02/28/24 06:41*	*1*

Client Sample Results

Client: Cornerstone Environmental Group, LLC
Project/Site: FORD Ringwood Mines E203361 (2024)

Job ID: 460-298742-1

Client Sample ID: RW-16-022124

Lab Sample ID: 460-298742-5
Date Collected: 02/21/24 10:20
Matrix: Water
Date Received: 02/22/24 19:00

Method: SW846 8270E SIM ID - Semivolatile Organic Compounds (GC/MS SIM / Isotope Dilution)

Analyte	Result	Qualifier	RL	MDL	Unit	D	Prepared	Analyzed	Dil Fac
1,4-Dioxane	0.072	U	0.20	0.072	ug/L		02/27/24 21:05	02/28/24 12:44	1

Isotope Dilution	*%Recovery*	*Qualifier*	*Limits*	*Prepared*	*Analyzed*	*Dil Fac*
1,4-Dioxane-d8	*31*		*10 - 150*	*02/27/24 21:05*	*02/28/24 12:44*	*1*

Method: SW846 6020B - Metals (ICP/MS) - Total Recoverable

Analyte	Result	Qualifier	RL	MDL	Unit	D	Prepared	Analyzed	Dil Fac
Arsenic	1.2	U	2.0	1.2	ug/L		03/04/24 07:49	03/04/24 18:31	1
Lead	0.42	U	1.2	0.42	ug/L		03/04/24 07:49	03/04/24 18:31	1

Method: SW846 6020B - Metals (ICP/MS) - Dissolved

Analyte	Result	Qualifier	RL	MDL	Unit	D	Prepared	Analyzed	Dil Fac
Arsenic	1.2	U	2.0	1.2	ug/L		02/28/24 22:42	02/29/24 00:10	1
Lead	0.42	U	1.2	0.42	ug/L		02/28/24 22:42	02/29/24 00:10	1

Client Sample ID: RW-6-022124

Lab Sample ID: 460-298742-6
Date Collected: 02/21/24 14:05
Matrix: Water
Date Received: 02/22/24 19:00

Method: SW846 8260D SIM - Volatile Organic Compounds (GC/MS)

Analyte	Result	Qualifier	RL	MDL	Unit	D	Prepared	Analyzed	Dil Fac
1,2,3-Trichloropropane	0.012	U	0.030	0.012	ug/L			03/01/24 16:23	1
1,2-Dibromo-3-Chloropropane	0.010	U	0.020	0.010	ug/L			03/01/24 16:23	1
1,4-Dioxane	**0.89**		0.40	0.33	ug/L			03/01/24 16:23	1
Ethylene Dibromide	0.0079	U	0.020	0.0079	ug/L			03/01/24 16:23	1

Surrogate	*%Recovery*	*Qualifier*	*Limits*	*Prepared*	*Analyzed*	*Dil Fac*
4-Bromofluorobenzene	*102*		*70 - 130*		*03/01/24 16:23*	*1*

Method: SW846 8260D - Volatile Organic Compounds by GC/MS

Analyte	Result	Qualifier	RL	MDL	Unit	D	Prepared	Analyzed	Dil Fac
1,1,1-Trichloroethane	0.24	U	1.0	0.24	ug/L			02/28/24 14:29	1
1,1,2,2-Tetrachloroethane	0.37	U	1.0	0.37	ug/L			02/28/24 14:29	1
1,1,2-Trichloro-1,2,2-trifluoroethane	0.31	U	1.0	0.31	ug/L			02/28/24 14:29	1
1,1,2-Trichloroethane	0.20	U	1.0	0.20	ug/L			02/28/24 14:29	1
1,1-Dichloroethane	0.26	U	1.0	0.26	ug/L			02/28/24 14:29	1
1,1-Dichloroethene	0.26	U	1.0	0.26	ug/L			02/28/24 14:29	1
1,2,3-Trichlorobenzene	0.36	U *+	1.0	0.36	ug/L			02/28/24 14:29	1
1,2,4-Trichlorobenzene	0.37	U	1.0	0.37	ug/L			02/28/24 14:29	1
1,2-Dichlorobenzene	0.21	U	1.0	0.21	ug/L			02/28/24 14:29	1
1,2-Dichloroethane	0.43	U	1.0	0.43	ug/L			02/28/24 14:29	1
1,2-Dichloropropane	0.35	U	1.0	0.35	ug/L			02/28/24 14:29	1
1,3-Dichlorobenzene	0.34	U	1.0	0.34	ug/L			02/28/24 14:29	1
1,4-Dichlorobenzene	0.33	U	1.0	0.33	ug/L			02/28/24 14:29	1
2-Butanone (MEK)	1.9	U	5.0	1.9	ug/L			02/28/24 14:29	1
2-Hexanone	1.1	U	5.0	1.1	ug/L			02/28/24 14:29	1
4-Methyl-2-pentanone (MIBK)	1.3	U	5.0	1.3	ug/L			02/28/24 14:29	1
Acetone	4.4	U	5.0	4.4	ug/L			02/28/24 14:29	1
Benzene	0.20	U	1.0	0.20	ug/L			02/28/24 14:29	1
Bromoform	0.54	U	1.0	0.54	ug/L			02/28/24 14:29	1
Bromomethane	0.55	U	1.0	0.55	ug/L			02/28/24 14:29	1
Carbon disulfide	0.82	U	1.0	0.82	ug/L			02/28/24 14:29	1

Client Sample ID: RW-6-022124

Lab Sample ID: 460-298742-6

Date Collected: 02/21/24 14:05
Matrix: Water
Date Received: 02/22/24 19:00

Method: SW846 8260D - Volatile Organic Compounds by GC/MS (Continued)

Analyte	Result	Qualifier	RL	MDL	Unit	D	Prepared	Analyzed	Dil Fac
Carbon tetrachloride	0.21	U	1.0	0.21	ug/L			02/28/24 14:29	1
Chlorobenzene	0.38	U	1.0	0.38	ug/L			02/28/24 14:29	1
Chlorobromomethane	0.41	U	1.0	0.41	ug/L			02/28/24 14:29	1
Chlorodibromomethane	0.28	U	1.0	0.28	ug/L			02/28/24 14:29	1
Chloroethane	**1.4**		1.0	0.32	ug/L			02/28/24 14:29	1
Chloroform	0.33	U	1.0	0.33	ug/L			02/28/24 14:29	1
Chloromethane	0.40	U	1.0	0.40	ug/L			02/28/24 14:29	1
cis-1,2-Dichloroethene	0.22	U	1.0	0.22	ug/L			02/28/24 14:29	1
cis-1,3-Dichloropropene	0.22	U	1.0	0.22	ug/L			02/28/24 14:29	1
Cyclohexane	**0.33**	**J**	1.0	0.32	ug/L			02/28/24 14:29	1
Dichlorobromomethane	0.34	U	1.0	0.34	ug/L			02/28/24 14:29	1
Dichlorodifluoromethane	0.31	U	1.0	0.31	ug/L			02/28/24 14:29	1
Ethylbenzene	0.30	U	1.0	0.30	ug/L			02/28/24 14:29	1
Isopropylbenzene	0.34	U	1.0	0.34	ug/L			02/28/24 14:29	1
Methyl acetate	0.79	U	5.0	0.79	ug/L			02/28/24 14:29	1
Methyl tert-butyl ether	0.22	U	1.0	0.22	ug/L			02/28/24 14:29	1
Methylcyclohexane	0.71	U	1.0	0.71	ug/L			02/28/24 14:29	1
Methylene Chloride	0.32	U	1.0	0.32	ug/L			02/28/24 14:29	1
Styrene	0.42	U	1.0	0.42	ug/L			02/28/24 14:29	1
Tetrachloroethene	0.25	U	1.0	0.25	ug/L			02/28/24 14:29	1
Toluene	0.38	U	1.0	0.38	ug/L			02/28/24 14:29	1
trans-1,2-Dichloroethene	0.24	U	1.0	0.24	ug/L			02/28/24 14:29	1
trans-1,3-Dichloropropene	0.22	U	1.0	0.22	ug/L			02/28/24 14:29	1
Trichloroethene	0.31	U	1.0	0.31	ug/L			02/28/24 14:29	1
Trichlorofluoromethane	0.32	U	1.0	0.32	ug/L			02/28/24 14:29	1
Vinyl chloride	0.17	U	1.0	0.17	ug/L			02/28/24 14:29	1
Xylenes, Total	0.65	U	2.0	0.65	ug/L			02/28/24 14:29	1

Surrogate	*%Recovery*	*Qualifier*	*Limits*	*Prepared*	*Analyzed*	*Dil Fac*
1,2-Dichloroethane-d4 (Surr)	*98*		*70 - 130*		*02/28/24 14:29*	*1*
4-Bromofluorobenzene	*102*		*70 - 130*		*02/28/24 14:29*	*1*
Dibromofluoromethane (Surr)	*98*		*70 - 130*		*02/28/24 14:29*	*1*
Toluene-d8 (Surr)	*94*		*70 - 130*		*02/28/24 14:29*	*1*

Method: SW846 8270E SIM ID - Semivolatile Organic Compounds (GC/MS SIM / Isotope Dilution)

Analyte	Result	Qualifier	RL	MDL	Unit	D	Prepared	Analyzed	Dil Fac
1,4-Dioxane	**0.56**		0.20	0.072	ug/L		02/27/24 21:05	02/28/24 13:00	1

Isotope Dilution	*%Recovery*	*Qualifier*	*Limits*	*Prepared*	*Analyzed*	*Dil Fac*
1,4-Dioxane-d8	*39*		*10 - 150*	*02/27/24 21:05*	*02/28/24 13:00*	*1*

Method: SW846 6020B - Metals (ICP/MS) - Total Recoverable

Analyte	Result	Qualifier	RL	MDL	Unit	D	Prepared	Analyzed	Dil Fac
Arsenic	**1.3**	**J**	2.0	1.2	ug/L		03/04/24 07:49	03/04/24 18:39	1
Lead	**0.87**	**J**	1.2	0.42	ug/L		03/04/24 07:49	03/04/24 18:39	1

Method: SW846 6020B - Metals (ICP/MS) - Dissolved

Analyte	Result	Qualifier	RL	MDL	Unit	D	Prepared	Analyzed	Dil Fac
Arsenic	1.2	U	2.0	1.2	ug/L		02/28/24 22:42	02/29/24 00:17	1
Lead	0.42	U	1.2	0.42	ug/L		02/28/24 22:42	02/29/24 00:17	1

Client Sample Results

Client: Cornerstone Environmental Group, LLC
Project/Site: FORD Ringwood Mines E203361 (2024)

Job ID: 460-298742-1

Client Sample ID: RW-6A-022124

Lab Sample ID: 460-298742-7

Date Collected: 02/21/24 12:55
Date Received: 02/22/24 19:00

Matrix: Water

Method: SW846 8260D SIM - Volatile Organic Compounds (GC/MS)

Analyte	Result	Qualifier	RL	MDL	Unit	D	Prepared	Analyzed	Dil Fac
1,2,3-Trichloropropane	0.012	U	0.030	0.012	ug/L			03/01/24 16:45	1
1,2-Dibromo-3-Chloropropane	0.010	U	0.020	0.010	ug/L			03/01/24 16:45	1
1,4-Dioxane	**2.5**		0.40	0.33	ug/L			03/01/24 16:45	1
Ethylene Dibromide	0.0079	U	0.020	0.0079	ug/L			03/01/24 16:45	1

Surrogate	*%Recovery*	*Qualifier*	*Limits*	*Prepared*	*Analyzed*	*Dil Fac*
4-Bromofluorobenzene	*106*		*70 - 130*		*03/01/24 16:45*	*1*

Method: SW846 8260D - Volatile Organic Compounds by GC/MS

Analyte	Result	Qualifier	RL	MDL	Unit	D	Prepared	Analyzed	Dil Fac
1,1,1-Trichloroethane	0.24	U	1.0	0.24	ug/L			02/28/24 14:55	1
1,1,2,2-Tetrachloroethane	0.37	U	1.0	0.37	ug/L			02/28/24 14:55	1
1,1,2-Trichloro-1,2,2-trifluoroethane	0.31	U	1.0	0.31	ug/L			02/28/24 14:55	1
1,1,2-Trichloroethane	0.20	U	1.0	0.20	ug/L			02/28/24 14:55	1
1,1-Dichloroethane	0.26	U	1.0	0.26	ug/L			02/28/24 14:55	1
1,1-Dichloroethene	0.26	U	1.0	0.26	ug/L			02/28/24 14:55	1
1,2,3-Trichlorobenzene	0.36	U *+	1.0	0.36	ug/L			02/28/24 14:55	1
1,2,4-Trichlorobenzene	0.37	U	1.0	0.37	ug/L			02/28/24 14:55	1
1,2-Dichlorobenzene	0.21	U	1.0	0.21	ug/L			02/28/24 14:55	1
1,2-Dichloroethane	0.43	U	1.0	0.43	ug/L			02/28/24 14:55	1
1,2-Dichloropropane	0.35	U	1.0	0.35	ug/L			02/28/24 14:55	1
1,3-Dichlorobenzene	0.34	U	1.0	0.34	ug/L			02/28/24 14:55	1
1,4-Dichlorobenzene	0.33	U	1.0	0.33	ug/L			02/28/24 14:55	1
2-Butanone (MEK)	1.9	U	5.0	1.9	ug/L			02/28/24 14:55	1
2-Hexanone	1.1	U	5.0	1.1	ug/L			02/28/24 14:55	1
4-Methyl-2-pentanone (MIBK)	1.3	U	5.0	1.3	ug/L			02/28/24 14:55	1
Acetone	4.4	U	5.0	4.4	ug/L			02/28/24 14:55	1
Benzene	**0.38**	**J**	1.0	0.20	ug/L			02/28/24 14:55	1
Bromoform	0.54	U	1.0	0.54	ug/L			02/28/24 14:55	1
Bromomethane	0.55	U	1.0	0.55	ug/L			02/28/24 14:55	1
Carbon disulfide	0.82	U	1.0	0.82	ug/L			02/28/24 14:55	1
Carbon tetrachloride	0.21	U	1.0	0.21	ug/L			02/28/24 14:55	1
Chlorobenzene	0.38	U	1.0	0.38	ug/L			02/28/24 14:55	1
Chlorobromomethane	0.41	U	1.0	0.41	ug/L			02/28/24 14:55	1
Chlorodibromomethane	0.28	U	1.0	0.28	ug/L			02/28/24 14:55	1
Chloroethane	**0.39**	**J**	1.0	0.32	ug/L			02/28/24 14:55	1
Chloroform	0.33	U	1.0	0.33	ug/L			02/28/24 14:55	1
Chloromethane	0.40	U	1.0	0.40	ug/L			02/28/24 14:55	1
cis-1,2-Dichloroethene	0.22	U	1.0	0.22	ug/L			02/28/24 14:55	1
cis-1,3-Dichloropropene	0.22	U	1.0	0.22	ug/L			02/28/24 14:55	1
Cyclohexane	**0.73**	**J**	1.0	0.32	ug/L			02/28/24 14:55	1
Dichlorobromomethane	0.34	U	1.0	0.34	ug/L			02/28/24 14:55	1
Dichlorodifluoromethane	0.31	U	1.0	0.31	ug/L			02/28/24 14:55	1
Ethylbenzene	0.30	U	1.0	0.30	ug/L			02/28/24 14:55	1
Isopropylbenzene	**0.95**	**J**	1.0	0.34	ug/L			02/28/24 14:55	1
Methyl acetate	0.79	U	5.0	0.79	ug/L			02/28/24 14:55	1
Methyl tert-butyl ether	0.22	U	1.0	0.22	ug/L			02/28/24 14:55	1
Methylcyclohexane	0.71	U	1.0	0.71	ug/L			02/28/24 14:55	1
Methylene Chloride	0.32	U	1.0	0.32	ug/L			02/28/24 14:55	1
Styrene	0.42	U	1.0	0.42	ug/L			02/28/24 14:55	1

Client Sample ID: RW-6A-022124

Lab Sample ID: 460-298742-7

Date Collected: 02/21/24 12:55

Matrix: Water

Date Received: 02/22/24 19:00

Method: SW846 8260D - Volatile Organic Compounds by GC/MS (Continued)

Analyte	Result	Qualifier	RL	MDL	Unit	D	Prepared	Analyzed	Dil Fac
Tetrachloroethene	0.25	U	1.0	0.25	ug/L			02/28/24 14:55	1
Toluene	0.38	U	1.0	0.38	ug/L			02/28/24 14:55	1
trans-1,2-Dichloroethene	0.24	U	1.0	0.24	ug/L			02/28/24 14:55	1
trans-1,3-Dichloropropene	0.22	U	1.0	0.22	ug/L			02/28/24 14:55	1
Trichloroethene	0.31	U	1.0	0.31	ug/L			02/28/24 14:55	1
Trichlorofluoromethane	0.32	U	1.0	0.32	ug/L			02/28/24 14:55	1
Vinyl chloride	0.17	U	1.0	0.17	ug/L			02/28/24 14:55	1
Xylenes, Total	0.65	U	2.0	0.65	ug/L			02/28/24 14:55	1

Surrogate	*%Recovery*	*Qualifier*	*Limits*	*Prepared*	*Analyzed*	*Dil Fac*
1,2-Dichloroethane-d4 (Surr)	*91*		*70 - 130*		*02/28/24 14:55*	*1*
4-Bromofluorobenzene	*99*		*70 - 130*		*02/28/24 14:55*	*1*
Dibromofluoromethane (Surr)	*96*		*70 - 130*		*02/28/24 14:55*	*1*
Toluene-d8 (Surr)	*96*		*70 - 130*		*02/28/24 14:55*	*1*

Method: SW846 8270E SIM ID - Semivolatile Organic Compounds (GC/MS SIM / Isotope Dilution)

Analyte	Result	Qualifier	RL	MDL	Unit	D	Prepared	Analyzed	Dil Fac
1,4-Dioxane	**1.8**		0.20	0.072	ug/L		02/27/24 21:05	02/28/24 13:15	1

Isotope Dilution	*%Recovery*	*Qualifier*	*Limits*	*Prepared*	*Analyzed*	*Dil Fac*
1,4-Dioxane-d8	*35*		*10 - 150*	*02/27/24 21:05*	*02/28/24 13:15*	*1*

Method: SW846 6020B - Metals (ICP/MS) - Total Recoverable

Analyte	Result	Qualifier	RL	MDL	Unit	D	Prepared	Analyzed	Dil Fac
Arsenic	1.2	U	2.0	1.2	ug/L		03/04/24 07:49	03/04/24 18:41	1
Lead	**0.69**	**J**	1.2	0.42	ug/L		03/04/24 07:49	03/04/24 18:41	1

Method: SW846 6020B - Metals (ICP/MS) - Dissolved

Analyte	Result	Qualifier	RL	MDL	Unit	D	Prepared	Analyzed	Dil Fac
Arsenic	1.2	U	2.0	1.2	ug/L		02/28/24 22:42	02/29/24 00:19	1
Lead	0.42	U	1.2	0.42	ug/L		02/28/24 22:42	02/29/24 00:19	1

Surrogate Summary

Client: Cornerstone Environmental Group, LLC
Project/Site: FORD Ringwood Mines E203361 (2024)

Job ID: 460-298742-1

Method: 8260D - Volatile Organic Compounds by GC/MS

Matrix: Water **Prep Type: Total/NA**

		Percent Surrogate Recovery (Acceptance Limits)			
		DCA	BFB	DBFM	TOL
Lab Sample ID	Client Sample ID	(70-130)	(70-130)	(70-130)	(70-130)
460-298473-D-11 MS	Matrix Spike	75	82	79	76
460-298473-D-11 MSD	Matrix Spike Duplicate	98	105	101	96
460-298742-1	OB-24-022124	93	99	96	95
460-298742-2	OB-16-022124	95	102	98	96
460-298742-3	OB-17-022124	95	102	101	98
460-298742-4	OB-14A-022124	97	104	100	96
460-298742-5	RW-16-022124	98	103	100	97
460-298742-6	RW-6-022124	98	102	98	94
460-298742-7	RW-6A-022124	91	99	96	96
LCS 460-961486/4	Lab Control Sample	99	102	99	97
LCS 460-961576/3	Lab Control Sample	95	103	99	97
LCSD 460-961576/4	Lab Control Sample Dup	96	103	100	97
MB 460-961486/9	Method Blank	98	99	97	94
MB 460-961576/9	Method Blank	101	105	100	96

Surrogate Legend

DCA = 1,2-Dichloroethane-d4 (Surr)
BFB = 4-Bromofluorobenzene
DBFM = Dibromofluoromethane (Surr)
TOL = Toluene-d8 (Surr)

Method: 8260D SIM - Volatile Organic Compounds (GC/MS)

Matrix: Water **Prep Type: Total/NA**

		Percent Surrogate Recovery (Acceptance Limits)
		BFB
Lab Sample ID	Client Sample ID	(70-130)
460-298742-1	OB-24-022124	102
460-298742-2	OB-16-022124	100
460-298742-3	OB-17-022124	105
460-298742-4	OB-14A-022124	102
460-298742-5	RW-16-022124	104
460-298742-6	RW-6-022124	102
460-298742-7	RW-6A-022124	106
460-299009-C-2 MS	Matrix Spike	111
460-299009-C-2 MSD	Matrix Spike Duplicate	104
LCS 460-961989/3	Lab Control Sample	105
LCSD 460-961989/4	Lab Control Sample Dup	101
MB 460-961989/7	Method Blank	99

Surrogate Legend

BFB = 4-Bromofluorobenzene

Isotope Dilution Summary

Client: Cornerstone Environmental Group, LLC
Project/Site: FORD Ringwood Mines E203361 (2024)

Job ID: 460-298742-1

Method: 8270E SIM ID - Semivolatile Organic Compounds (GC/MS SIM / Isotope Dilution)

Matrix: Water **Prep Type: Total/NA**

		Percent Isotope Dilution Recovery (Acceptance Limits)							
Lab Sample ID	**Client Sample ID**	**DXE (10-150)**							
460-298742-1	OB-24-022124	30							
460-298742-2	OB-16-022124	34							
460-298742-3	OB-17-022124	38							
460-298742-4	OB-14A-022124	39							
460-298742-5	RW-16-022124	31							
460-298742-6	RW-6-022124	39							
460-298742-7	RW-6A-022124	35							
460-298820-H-2-A MS	Matrix Spike	31							
460-298820-H-2-B MSD	Matrix Spike Duplicate	34							
LCS 460-961492/2-A	Lab Control Sample	30							
LCSD 460-961492/3-A	Lab Control Sample Dup	30							
MB 460-961492/1-A	Method Blank	33							

Surrogate Legend

DXE = 1,4-Dioxane-d8

Method: 8260D - Volatile Organic Compounds by GC/MS

Lab Sample ID: MB 460-961486/9
Matrix: Water
Analysis Batch: 961486

Client Sample ID: Method Blank
Prep Type: Total/NA

Analyte	MB Result	MB Qualifier	RL	MDL	Unit	D	Prepared	Analyzed	Dil Fac
1,1,1-Trichloroethane	0.24	U	1.0	0.24	ug/L			02/27/24 22:51	1
1,1,2,2-Tetrachloroethane	0.37	U	1.0	0.37	ug/L			02/27/24 22:51	1
1,1,2-Trichloro-1,2,2-trifluoroethane	0.31	U	1.0	0.31	ug/L			02/27/24 22:51	1
1,1,2-Trichloroethane	0.20	U	1.0	0.20	ug/L			02/27/24 22:51	1
1,1-Dichloroethane	0.26	U	1.0	0.26	ug/L			02/27/24 22:51	1
1,1-Dichloroethene	0.26	U	1.0	0.26	ug/L			02/27/24 22:51	1
1,2,3-Trichlorobenzene	0.36	U	1.0	0.36	ug/L			02/27/24 22:51	1
1,2,4-Trichlorobenzene	0.37	U	1.0	0.37	ug/L			02/27/24 22:51	1
1,2-Dichlorobenzene	0.21	U	1.0	0.21	ug/L			02/27/24 22:51	1
1,2-Dichloroethane	0.43	U	1.0	0.43	ug/L			02/27/24 22:51	1
1,2-Dichloropropane	0.35	U	1.0	0.35	ug/L			02/27/24 22:51	1
1,3-Dichlorobenzene	0.34	U	1.0	0.34	ug/L			02/27/24 22:51	1
1,4-Dichlorobenzene	0.33	U	1.0	0.33	ug/L			02/27/24 22:51	1
2-Butanone (MEK)	1.9	U	5.0	1.9	ug/L			02/27/24 22:51	1
2-Hexanone	1.1	U	5.0	1.1	ug/L			02/27/24 22:51	1
4-Methyl-2-pentanone (MIBK)	1.3	U	5.0	1.3	ug/L			02/27/24 22:51	1
Acetone	4.4	U	5.0	4.4	ug/L			02/27/24 22:51	1
Benzene	0.20	U	1.0	0.20	ug/L			02/27/24 22:51	1
Bromoform	0.54	U	1.0	0.54	ug/L			02/27/24 22:51	1
Bromomethane	0.55	U	1.0	0.55	ug/L			02/27/24 22:51	1
Carbon disulfide	0.82	U	1.0	0.82	ug/L			02/27/24 22:51	1
Carbon tetrachloride	0.21	U	1.0	0.21	ug/L			02/27/24 22:51	1
Chlorobenzene	0.38	U	1.0	0.38	ug/L			02/27/24 22:51	1
Chlorobromomethane	0.41	U	1.0	0.41	ug/L			02/27/24 22:51	1
Chlorodibromomethane	0.28	U	1.0	0.28	ug/L			02/27/24 22:51	1
Chloroethane	0.32	U	1.0	0.32	ug/L			02/27/24 22:51	1
Chloroform	0.33	U	1.0	0.33	ug/L			02/27/24 22:51	1
Chloromethane	0.40	U	1.0	0.40	ug/L			02/27/24 22:51	1
cis-1,2-Dichloroethene	0.22	U	1.0	0.22	ug/L			02/27/24 22:51	1
cis-1,3-Dichloropropene	0.22	U	1.0	0.22	ug/L			02/27/24 22:51	1
Cyclohexane	0.32	U	1.0	0.32	ug/L			02/27/24 22:51	1
Dichlorobromomethane	0.34	U	1.0	0.34	ug/L			02/27/24 22:51	1
Dichlorodifluoromethane	0.31	U	1.0	0.31	ug/L			02/27/24 22:51	1
Ethylbenzene	0.30	U	1.0	0.30	ug/L			02/27/24 22:51	1
Isopropylbenzene	0.34	U	1.0	0.34	ug/L			02/27/24 22:51	1
Methyl acetate	0.79	U	5.0	0.79	ug/L			02/27/24 22:51	1
Methyl tert-butyl ether	0.22	U	1.0	0.22	ug/L			02/27/24 22:51	1
Methylcyclohexane	0.71	U	1.0	0.71	ug/L			02/27/24 22:51	1
Methylene Chloride	0.32	U	1.0	0.32	ug/L			02/27/24 22:51	1
Styrene	0.42	U	1.0	0.42	ug/L			02/27/24 22:51	1
Tetrachloroethene	0.25	U	1.0	0.25	ug/L			02/27/24 22:51	1
Toluene	0.38	U	1.0	0.38	ug/L			02/27/24 22:51	1
trans-1,2-Dichloroethene	0.24	U	1.0	0.24	ug/L			02/27/24 22:51	1
trans-1,3-Dichloropropene	0.22	U	1.0	0.22	ug/L			02/27/24 22:51	1
Trichloroethene	0.31	U	1.0	0.31	ug/L			02/27/24 22:51	1
Trichlorofluoromethane	0.32	U	1.0	0.32	ug/L			02/27/24 22:51	1
Vinyl chloride	0.17	U	1.0	0.17	ug/L			02/27/24 22:51	1
Xylenes, Total	0.65	U	2.0	0.65	ug/L			02/27/24 22:51	1

Method: 8260D - Volatile Organic Compounds by GC/MS (Continued)

Lab Sample ID: MB 460-961486/9
Matrix: Water
Analysis Batch: 961486

Client Sample ID: Method Blank
Prep Type: Total/NA

Surrogate	MB %Recovery	MB Qualifier	Limits	Prepared	Analyzed	Dil Fac
1,2-Dichloroethane-d4 (Surr)	98		70 - 130		02/27/24 22:51	1
4-Bromofluorobenzene	99		70 - 130		02/27/24 22:51	1
Dibromofluoromethane (Surr)	97		70 - 130		02/27/24 22:51	1
Toluene-d8 (Surr)	94		70 - 130		02/27/24 22:51	1

Lab Sample ID: LCS 460-961486/4
Matrix: Water
Analysis Batch: 961486

Client Sample ID: Lab Control Sample
Prep Type: Total/NA

Analyte	Spike Added	LCS Result	LCS Qualifier	Unit	D	%Rec	%Rec Limits
1,1,1-Trichloroethane	20.0	20.8		ug/L		104	70 - 130
1,1,2,2-Tetrachloroethane	20.0	19.7		ug/L		99	70 - 130
1,1,2-Trichloro-1,2,2-trifluoroethane	20.0	21.4		ug/L		107	70 - 130
1,1,2-Trichloroethane	20.0	20.0		ug/L		100	70 - 130
1,1-Dichloroethane	20.0	20.6		ug/L		103	70 - 130
1,1-Dichloroethene	20.0	20.6		ug/L		103	70 - 130
1,2,3-Trichlorobenzene	20.0	29.3	*+	ug/L		147	70 - 130
1,2,4-Trichlorobenzene	20.0	21.6		ug/L		108	70 - 130
1,2-Dichlorobenzene	20.0	20.6		ug/L		103	70 - 130
1,2-Dichloroethane	20.0	19.6		ug/L		98	70 - 130
1,2-Dichloropropane	20.0	20.4		ug/L		102	70 - 130
1,3-Dichlorobenzene	20.0	20.5		ug/L		103	70 - 130
1,4-Dichlorobenzene	20.0	20.2		ug/L		101	70 - 130
2-Butanone (MEK)	100	95.0		ug/L		95	40 - 160
2-Hexanone	100	99.0		ug/L		99	40 - 160
4-Methyl-2-pentanone (MIBK)	100	97.3		ug/L		97	40 - 160
Acetone	100	103		ug/L		103	40 - 160
Benzene	20.0	20.4		ug/L		102	70 - 130
Bromoform	20.0	19.3		ug/L		96	70 - 130
Bromomethane	20.0	21.0		ug/L		105	40 - 160
Carbon disulfide	20.0	20.2		ug/L		101	40 - 160
Carbon tetrachloride	20.0	20.5		ug/L		103	70 - 130
Chlorobenzene	20.0	20.3		ug/L		102	70 - 130
Chlorobromomethane	20.0	20.5		ug/L		102	70 - 130
Chlorodibromomethane	20.0	19.3		ug/L		96	70 - 130
Chloroethane	20.0	21.8		ug/L		109	40 - 160
Chloroform	20.0	20.5		ug/L		102	70 - 130
Chloromethane	20.0	20.4		ug/L		102	40 - 160
cis-1,2-Dichloroethene	20.0	20.1		ug/L		101	70 - 130
cis-1,3-Dichloropropene	20.0	20.8		ug/L		104	70 - 130
Cyclohexane	20.0	21.8		ug/L		109	70 - 130
Dichlorobromomethane	20.0	19.8		ug/L		99	70 - 130
Dichlorodifluoromethane	20.0	19.6		ug/L		98	40 - 160
Ethylbenzene	20.0	20.3		ug/L		102	70 - 130
Isopropylbenzene	20.0	21.1		ug/L		105	70 - 130
Methyl acetate	40.0	43.9		ug/L		110	70 - 130
Methyl tert-butyl ether	20.0	19.9		ug/L		100	70 - 130
Methylcyclohexane	20.0	21.4		ug/L		107	70 - 130

Method: 8260D - Volatile Organic Compounds by GC/MS (Continued)

Lab Sample ID: LCS 460-961486/4
Matrix: Water
Analysis Batch: 961486

Client Sample ID: Lab Control Sample
Prep Type: Total/NA

Analyte	Spike Added	LCS Result	LCS Qualifier	Unit	D	%Rec	%Rec Limits
Methylene Chloride	20.0	20.2		ug/L		101	70 - 130
Styrene	20.0	20.6		ug/L		103	70 - 130
Tetrachloroethene	20.0	20.3		ug/L		101	70 - 130
Toluene	20.0	19.7		ug/L		98	70 - 130
trans-1,2-Dichloroethene	20.0	20.0		ug/L		100	70 - 130
trans-1,3-Dichloropropene	20.0	20.3		ug/L		101	70 - 130
Trichloroethene	20.0	19.9		ug/L		100	70 - 130
Trichlorofluoromethane	20.0	20.3		ug/L		102	40 - 160
Vinyl chloride	20.0	20.3		ug/L		101	70 - 130
Xylenes, Total	40.0	41.0		ug/L		102	70 - 130

Surrogate	*LCS %Recovery*	*LCS Qualifier*	*Limits*
1,2-Dichloroethane-d4 (Surr)	*99*		*70 - 130*
4-Bromofluorobenzene	*102*		*70 - 130*
Dibromofluoromethane (Surr)	*99*		*70 - 130*
Toluene-d8 (Surr)	*97*		*70 - 130*

Lab Sample ID: 460-298473-D-11 MS
Matrix: Water
Analysis Batch: 961486

Client Sample ID: Matrix Spike
Prep Type: Total/NA

Analyte	Sample Result	Sample Qualifier	Spike Added	MS Result	MS Qualifier	Unit	D	%Rec	%Rec Limits
1,1,1-Trichloroethane	0.24	U	20.0	18.8		ug/L		94	70 - 130
1,1,2,2-Tetrachloroethane	0.37	U	20.0	16.7		ug/L		83	70 - 130
1,1,2-Trichloro-1,2,2-trifluoroethane	0.31	U	20.0	20.3		ug/L		101	70 - 130
1,1,2-Trichloroethane	0.20	U	20.0	17.7		ug/L		88	70 - 130
1,1-Dichloroethane	0.26	U	20.0	18.7		ug/L		93	70 - 130
1,1-Dichloroethene	0.26	U	20.0	18.9		ug/L		95	70 - 130
1,2,3-Trichlorobenzene	0.36	U *+ F1 F2	20.0	16.9		ug/L		84	70 - 130
1,2,4-Trichlorobenzene	0.37	U F2	20.0	15.6		ug/L		78	70 - 130
1,2-Dichlorobenzene	0.21	U	20.0	18.5		ug/L		92	70 - 130
1,2-Dichloroethane	0.43	U	20.0	17.8		ug/L		89	70 - 130
1,2-Dichloropropane	0.35	U	20.0	18.7		ug/L		93	70 - 130
1,3-Dichlorobenzene	0.34	U	20.0	18.5		ug/L		92	70 - 130
1,4-Dichlorobenzene	0.33	U	20.0	18.4		ug/L		92	70 - 130
2-Butanone (MEK)	1.9	U	100	93.8		ug/L		94	40 - 160
2-Hexanone	1.1	U	100	89.3		ug/L		89	40 - 160
4-Methyl-2-pentanone (MIBK)	1.3	U	100	93.5		ug/L		93	40 - 160
Acetone	7.3		100	89.6		ug/L		82	40 - 160
Benzene	0.20	U	20.0	18.4		ug/L		92	70 - 130
Bromoform	0.54	U	20.0	17.1		ug/L		86	70 - 130
Bromomethane	0.55	U	20.0	20.2		ug/L		101	40 - 160
Carbon disulfide	0.82	U	20.0	18.0		ug/L		90	40 - 160
Carbon tetrachloride	0.21	U	20.0	18.7		ug/L		94	70 - 130
Chlorobenzene	0.38	U	20.0	18.6		ug/L		93	70 - 130
Chlorobromomethane	0.41	U	20.0	19.2		ug/L		96	70 - 130
Chlorodibromomethane	0.28	U	20.0	17.4		ug/L		87	70 - 130

Method: 8260D - Volatile Organic Compounds by GC/MS (Continued)

Lab Sample ID: 460-298473-D-11 MS
Matrix: Water
Analysis Batch: 961486

Client Sample ID: Matrix Spike
Prep Type: Total/NA

Analyte	Sample Result	Sample Qualifier	Spike Added	MS Result	MS Qualifier	Unit	D	%Rec	%Rec Limits
Chloroethane	0.32	U	20.0	20.1		ug/L		101	40 - 160
Chloroform	0.33	U	20.0	19.0		ug/L		95	70 - 130
Chloromethane	0.40	U	20.0	18.1		ug/L		90	40 - 160
cis-1,2-Dichloroethene	0.22	U	20.0	18.4		ug/L		92	70 - 130
cis-1,3-Dichloropropene	0.22	U	20.0	17.6		ug/L		88	70 - 130
Cyclohexane	0.32	U	20.0	18.9		ug/L		94	70 - 130
Dichlorobromomethane	0.34	U	20.0	18.1		ug/L		91	70 - 130
Dichlorodifluoromethane	0.31	U	20.0	18.0		ug/L		90	40 - 160
Ethylbenzene	0.30	U	20.0	18.1		ug/L		90	70 - 130
Isopropylbenzene	0.34	U	20.0	18.8		ug/L		94	70 - 130
Methyl acetate	0.79	U	40.0	48.8		ug/L		122	70 - 130
Methyl tert-butyl ether	1.7		20.0	19.4		ug/L		88	70 - 130
Methylcyclohexane	0.71	U	20.0	19.1		ug/L		96	70 - 130
Methylene Chloride	0.32	U	20.0	18.9		ug/L		94	70 - 130
Styrene	0.42	U	20.0	18.4		ug/L		92	70 - 130
Tetrachloroethene	0.25	U	20.0	18.4		ug/L		92	70 - 130
Toluene	0.38	U	20.0	17.8		ug/L		89	70 - 130
trans-1,2-Dichloroethene	0.24	U	20.0	18.1		ug/L		90	70 - 130
trans-1,3-Dichloropropene	0.22	U	20.0	17.2		ug/L		86	70 - 130
Trichloroethene	0.31	U	20.0	19.1		ug/L		95	70 - 130
Trichlorofluoromethane	0.32	U	20.0	19.4		ug/L		97	40 - 160
Vinyl chloride	0.17	U	20.0	18.2		ug/L		91	70 - 130
Xylenes, Total	0.65	U	40.0	36.5		ug/L		91	70 - 130

Surrogate	*MS %Recovery*	*MS Qualifier*	*Limits*
1,2-Dichloroethane-d4 (Surr)	*75*		*70 - 130*
4-Bromofluorobenzene	*82*		*70 - 130*
Dibromofluoromethane (Surr)	*79*		*70 - 130*
Toluene-d8 (Surr)	*76*		*70 - 130*

Lab Sample ID: 460-298473-D-11 MSD
Matrix: Water
Analysis Batch: 961486

Client Sample ID: Matrix Spike Duplicate
Prep Type: Total/NA

Analyte	Sample Result	Sample Qualifier	Spike Added	MSD Result	MSD Qualifier	Unit	D	%Rec	%Rec Limits	RPD	RPD Limit
1,1,1-Trichloroethane	0.24	U	20.0	20.8		ug/L		104	70 - 130	10	20
1,1,2,2-Tetrachloroethane	0.37	U	20.0	19.3		ug/L		96	70 - 130	15	20
1,1,2-Trichloro-1,2,2-trifluoroetha ne	0.31	U	20.0	22.1		ug/L		110	70 - 130	8	20
1,1,2-Trichloroethane	0.20	U	20.0	20.3		ug/L		102	70 - 130	14	20
1,1-Dichloroethane	0.26	U	20.0	20.7		ug/L		103	70 - 130	10	20
1,1-Dichloroethene	0.26	U	20.0	20.8		ug/L		104	70 - 130	10	20
1,2,3-Trichlorobenzene	0.36	U *+ F1 F2	20.0	27.8	F1 F2	ug/L		139	70 - 130	49	20
1,2,4-Trichlorobenzene	0.37	U F2	20.0	21.3	F2	ug/L		107	70 - 130	31	20
1,2-Dichlorobenzene	0.21	U	20.0	20.2		ug/L		101	70 - 130	9	20
1,2-Dichloroethane	0.43	U	20.0	20.1		ug/L		100	70 - 130	12	20
1,2-Dichloropropane	0.35	U	20.0	20.1		ug/L		101	70 - 130	8	20
1,3-Dichlorobenzene	0.34	U	20.0	20.5		ug/L		103	70 - 130	10	20

Method: 8260D - Volatile Organic Compounds by GC/MS (Continued)

Lab Sample ID: 460-298473-D-11 MSD
Matrix: Water
Analysis Batch: 961486

Client Sample ID: Matrix Spike Duplicate
Prep Type: Total/NA

Analyte	Sample Result	Sample Qualifier	Spike Added	MSD Result	MSD Qualifier	Unit	D	%Rec	%Rec Limits	RPD	RPD Limit
1,4-Dichlorobenzene	0.33	U	20.0	20.4		ug/L		102	70 - 130	10	20
2-Butanone (MEK)	1.9	U	100	101		ug/L		101	40 - 160	7	20
2-Hexanone	1.1	U	100	97.8		ug/L		98	40 - 160	9	20
4-Methyl-2-pentanone (MIBK)	1.3	U	100	100		ug/L		100	40 - 160	7	20
Acetone	7.3		100	98.0		ug/L		91	40 - 160	9	20
Benzene	0.20	U	20.0	20.7		ug/L		104	70 - 130	12	20
Bromoform	0.54	U	20.0	20.3		ug/L		102	70 - 130	17	20
Bromomethane	0.55	U	20.0	18.0		ug/L		90	40 - 160	11	20
Carbon disulfide	0.82	U	20.0	20.1		ug/L		101	40 - 160	11	20
Carbon tetrachloride	0.21	U	20.0	21.0		ug/L		105	70 - 130	11	20
Chlorobenzene	0.38	U	20.0	20.4		ug/L		102	70 - 130	9	20
Chlorobromomethane	0.41	U	20.0	21.5		ug/L		108	70 - 130	11	20
Chlorodibromomethane	0.28	U	20.0	20.3		ug/L		102	70 - 130	16	20
Chloroethane	0.32	U	20.0	21.3		ug/L		107	40 - 160	6	20
Chloroform	0.33	U	20.0	20.9		ug/L		105	70 - 130	10	20
Chloromethane	0.40	U	20.0	19.8		ug/L		99	40 - 160	9	20
cis-1,2-Dichloroethene	0.22	U	20.0	20.4		ug/L		102	70 - 130	11	20
cis-1,3-Dichloropropene	0.22	U	20.0	19.9		ug/L		100	70 - 130	12	20
Cyclohexane	0.32	U	20.0	21.0		ug/L		105	70 - 130	11	20
Dichlorobromomethane	0.34	U	20.0	20.2		ug/L		101	70 - 130	11	20
Dichlorodifluoromethane	0.31	U	20.0	19.2		ug/L		96	40 - 160	6	20
Ethylbenzene	0.30	U	20.0	20.2		ug/L		101	70 - 130	11	20
Isopropylbenzene	0.34	U	20.0	21.0		ug/L		105	70 - 130	11	20
Methyl acetate	0.79	U	40.0	48.4		ug/L		121	70 - 130	1	20
Methyl tert-butyl ether	1.7		20.0	22.1		ug/L		102	70 - 130	13	20
Methylcyclohexane	0.71	U	20.0	21.3		ug/L		106	70 - 130	11	20
Methylene Chloride	0.32	U	20.0	20.9		ug/L		105	70 - 130	10	20
Styrene	0.42	U	20.0	20.7		ug/L		104	70 - 130	12	20
Tetrachloroethene	0.25	U	20.0	20.7		ug/L		103	70 - 130	11	20
Toluene	0.38	U	20.0	19.8		ug/L		99	70 - 130	10	20
trans-1,2-Dichloroethene	0.24	U	20.0	20.3		ug/L		101	70 - 130	11	20
trans-1,3-Dichloropropene	0.22	U	20.0	20.0		ug/L		100	70 - 130	15	20
Trichloroethene	0.31	U	20.0	20.5		ug/L		103	70 - 130	7	20
Trichlorofluoromethane	0.32	U	20.0	20.8		ug/L		104	40 - 160	7	20
Vinyl chloride	0.17	U	20.0	20.0		ug/L		100	70 - 130	9	20
Xylenes, Total	0.65	U	40.0	40.3		ug/L		101	70 - 130	10	20

Surrogate	*MSD %Recovery*	*MSD Qualifier*	*Limits*
1,2-Dichloroethane-d4 (Surr)	*98*		*70 - 130*
4-Bromofluorobenzene	*105*		*70 - 130*
Dibromofluoromethane (Surr)	*101*		*70 - 130*
Toluene-d8 (Surr)	*96*		*70 - 130*

Method: 8260D - Volatile Organic Compounds by GC/MS (Continued)

Lab Sample ID: MB 460-961576/9
Matrix: Water
Analysis Batch: 961576

Client Sample ID: Method Blank
Prep Type: Total/NA

Analyte	MB Result	MB Qualifier	RL	MDL	Unit	D	Prepared	Analyzed	Dil Fac
1,1,1-Trichloroethane	0.24	U	1.0	0.24	ug/L			02/28/24 12:18	1
1,1,2,2-Tetrachloroethane	0.37	U	1.0	0.37	ug/L			02/28/24 12:18	1
1,1,2-Trichloro-1,2,2-trifluoroethane	0.31	U	1.0	0.31	ug/L			02/28/24 12:18	1
1,1,2-Trichloroethane	0.20	U	1.0	0.20	ug/L			02/28/24 12:18	1
1,1-Dichloroethane	0.26	U	1.0	0.26	ug/L			02/28/24 12:18	1
1,1-Dichloroethene	0.26	U	1.0	0.26	ug/L			02/28/24 12:18	1
1,2,3-Trichlorobenzene	0.36	U	1.0	0.36	ug/L			02/28/24 12:18	1
1,2,4-Trichlorobenzene	0.37	U	1.0	0.37	ug/L			02/28/24 12:18	1
1,2-Dichlorobenzene	0.21	U	1.0	0.21	ug/L			02/28/24 12:18	1
1,2-Dichloroethane	0.43	U	1.0	0.43	ug/L			02/28/24 12:18	1
1,2-Dichloropropane	0.35	U	1.0	0.35	ug/L			02/28/24 12:18	1
1,3-Dichlorobenzene	0.34	U	1.0	0.34	ug/L			02/28/24 12:18	1
1,4-Dichlorobenzene	0.33	U	1.0	0.33	ug/L			02/28/24 12:18	1
2-Butanone (MEK)	1.9	U	5.0	1.9	ug/L			02/28/24 12:18	1
2-Hexanone	1.1	U	5.0	1.1	ug/L			02/28/24 12:18	1
4-Methyl-2-pentanone (MIBK)	1.3	U	5.0	1.3	ug/L			02/28/24 12:18	1
Acetone	4.4	U	5.0	4.4	ug/L			02/28/24 12:18	1
Benzene	0.20	U	1.0	0.20	ug/L			02/28/24 12:18	1
Bromoform	0.54	U	1.0	0.54	ug/L			02/28/24 12:18	1
Bromomethane	0.55	U	1.0	0.55	ug/L			02/28/24 12:18	1
Carbon disulfide	0.82	U	1.0	0.82	ug/L			02/28/24 12:18	1
Carbon tetrachloride	0.21	U	1.0	0.21	ug/L			02/28/24 12:18	1
Chlorobenzene	0.38	U	1.0	0.38	ug/L			02/28/24 12:18	1
Chlorobromomethane	0.41	U	1.0	0.41	ug/L			02/28/24 12:18	1
Chlorodibromomethane	0.28	U	1.0	0.28	ug/L			02/28/24 12:18	1
Chloroethane	0.32	U	1.0	0.32	ug/L			02/28/24 12:18	1
Chloroform	0.33	U	1.0	0.33	ug/L			02/28/24 12:18	1
Chloromethane	0.40	U	1.0	0.40	ug/L			02/28/24 12:18	1
cis-1,2-Dichloroethene	0.22	U	1.0	0.22	ug/L			02/28/24 12:18	1
cis-1,3-Dichloropropene	0.22	U	1.0	0.22	ug/L			02/28/24 12:18	1
Cyclohexane	0.32	U	1.0	0.32	ug/L			02/28/24 12:18	1
Dichlorobromomethane	0.34	U	1.0	0.34	ug/L			02/28/24 12:18	1
Dichlorodifluoromethane	0.31	U	1.0	0.31	ug/L			02/28/24 12:18	1
Ethylbenzene	0.30	U	1.0	0.30	ug/L			02/28/24 12:18	1
Isopropylbenzene	0.34	U	1.0	0.34	ug/L			02/28/24 12:18	1
Methyl acetate	0.79	U	5.0	0.79	ug/L			02/28/24 12:18	1
Methyl tert-butyl ether	0.22	U	1.0	0.22	ug/L			02/28/24 12:18	1
Methylcyclohexane	0.71	U	1.0	0.71	ug/L			02/28/24 12:18	1
Methylene Chloride	0.32	U	1.0	0.32	ug/L			02/28/24 12:18	1
Styrene	0.42	U	1.0	0.42	ug/L			02/28/24 12:18	1
Tetrachloroethene	0.25	U	1.0	0.25	ug/L			02/28/24 12:18	1
Toluene	0.38	U	1.0	0.38	ug/L			02/28/24 12:18	1
trans-1,2-Dichloroethene	0.24	U	1.0	0.24	ug/L			02/28/24 12:18	1
trans-1,3-Dichloropropene	0.22	U	1.0	0.22	ug/L			02/28/24 12:18	1
Trichloroethene	0.31	U	1.0	0.31	ug/L			02/28/24 12:18	1
Trichlorofluoromethane	0.32	U	1.0	0.32	ug/L			02/28/24 12:18	1
Vinyl chloride	0.17	U	1.0	0.17	ug/L			02/28/24 12:18	1
Xylenes, Total	0.65	U	2.0	0.65	ug/L			02/28/24 12:18	1

Method: 8260D - Volatile Organic Compounds by GC/MS (Continued)

Lab Sample ID: MB 460-961576/9
Matrix: Water
Analysis Batch: 961576

Client Sample ID: Method Blank
Prep Type: Total/NA

Surrogate	MB %Recovery	MB Qualifier	Limits	Prepared	Analyzed	Dil Fac
1,2-Dichloroethane-d4 (Surr)	101		70 - 130		02/28/24 12:18	1
4-Bromofluorobenzene	105		70 - 130		02/28/24 12:18	1
Dibromofluoromethane (Surr)	100		70 - 130		02/28/24 12:18	1
Toluene-d8 (Surr)	96		70 - 130		02/28/24 12:18	1

Lab Sample ID: LCS 460-961576/3
Matrix: Water
Analysis Batch: 961576

Client Sample ID: Lab Control Sample
Prep Type: Total/NA

Analyte	Spike Added	LCS Result	LCS Qualifier	Unit	D	%Rec	%Rec Limits
1,1,1-Trichloroethane	20.0	20.0		ug/L		100	70 - 130
1,1,2,2-Tetrachloroethane	20.0	18.1		ug/L		90	70 - 130
1,1,2-Trichloro-1,2,2-trifluoroethane	20.0	21.5		ug/L		108	70 - 130
1,1,2-Trichloroethane	20.0	18.9		ug/L		94	70 - 130
1,1-Dichloroethane	20.0	19.7		ug/L		98	70 - 130
1,1-Dichloroethene	20.0	19.8		ug/L		99	70 - 130
1,2,3-Trichlorobenzene	20.0	26.6	*+	ug/L		133	70 - 130
1,2,4-Trichlorobenzene	20.0	20.0		ug/L		100	70 - 130
1,2-Dichlorobenzene	20.0	19.7		ug/L		99	70 - 130
1,2-Dichloroethane	20.0	18.7		ug/L		93	70 - 130
1,2-Dichloropropane	20.0	19.2		ug/L		96	70 - 130
1,3-Dichlorobenzene	20.0	19.8		ug/L		99	70 - 130
1,4-Dichlorobenzene	20.0	19.5		ug/L		97	70 - 130
2-Butanone (MEK)	100	101		ug/L		101	40 - 160
2-Hexanone	100	98.2		ug/L		98	40 - 160
4-Methyl-2-pentanone (MIBK)	100	97.0		ug/L		97	40 - 160
Acetone	100	110		ug/L		110	40 - 160
Benzene	20.0	20.2		ug/L		101	70 - 130
Bromoform	20.0	18.9		ug/L		95	70 - 130
Bromomethane	20.0	21.6		ug/L		108	40 - 160
Carbon disulfide	20.0	19.5		ug/L		98	40 - 160
Carbon tetrachloride	20.0	20.0		ug/L		100	70 - 130
Chlorobenzene	20.0	19.9		ug/L		99	70 - 130
Chlorobromomethane	20.0	20.2		ug/L		101	70 - 130
Chlorodibromomethane	20.0	18.7		ug/L		93	70 - 130
Chloroethane	20.0	20.6		ug/L		103	40 - 160
Chloroform	20.0	20.1		ug/L		101	70 - 130
Chloromethane	20.0	20.2		ug/L		101	40 - 160
cis-1,2-Dichloroethene	20.0	19.1		ug/L		96	70 - 130
cis-1,3-Dichloropropene	20.0	19.6		ug/L		98	70 - 130
Cyclohexane	20.0	20.8		ug/L		104	70 - 130
Dichlorobromomethane	20.0	19.3		ug/L		96	70 - 130
Dichlorodifluoromethane	20.0	20.8		ug/L		104	40 - 160
Ethylbenzene	20.0	19.5		ug/L		97	70 - 130
Isopropylbenzene	20.0	20.2		ug/L		101	70 - 130
Methyl acetate	40.0	49.9		ug/L		125	70 - 130
Methyl tert-butyl ether	20.0	19.0		ug/L		95	70 - 130
Methylcyclohexane	20.0	21.0		ug/L		105	70 - 130

Method: 8260D - Volatile Organic Compounds by GC/MS (Continued)

Lab Sample ID: LCS 460-961576/3
Matrix: Water
Analysis Batch: 961576

Client Sample ID: Lab Control Sample
Prep Type: Total/NA

Analyte	Spike Added	LCS Result	LCS Qualifier	Unit	D	%Rec	%Rec Limits
Methylene Chloride	20.0	19.7		ug/L		98	70 - 130
Styrene	20.0	19.6		ug/L		98	70 - 130
Tetrachloroethene	20.0	19.8		ug/L		99	70 - 130
Toluene	20.0	19.2		ug/L		96	70 - 130
trans-1,2-Dichloroethene	20.0	19.4		ug/L		97	70 - 130
trans-1,3-Dichloropropene	20.0	19.7		ug/L		99	70 - 130
Trichloroethene	20.0	20.1		ug/L		100	70 - 130
Trichlorofluoromethane	20.0	20.5		ug/L		103	40 - 160
Vinyl chloride	20.0	19.6		ug/L		98	70 - 130
Xylenes, Total	40.0	39.4		ug/L		99	70 - 130

Surrogate	*LCS %Recovery*	*LCS Qualifier*	*Limits*
1,2-Dichloroethane-d4 (Surr)	*95*		*70 - 130*
4-Bromofluorobenzene	*103*		*70 - 130*
Dibromofluoromethane (Surr)	*99*		*70 - 130*
Toluene-d8 (Surr)	*97*		*70 - 130*

Lab Sample ID: LCSD 460-961576/4
Matrix: Water
Analysis Batch: 961576

Client Sample ID: Lab Control Sample Dup
Prep Type: Total/NA

Analyte	Spike Added	LCSD Result	LCSD Qualifier	Unit	D	%Rec	%Rec Limits	RPD	RPD Limit
1,1,1-Trichloroethane	20.0	19.9		ug/L		100	70 - 130	0	20
1,1,2,2-Tetrachloroethane	20.0	18.4		ug/L		92	70 - 130	2	20
1,1,2-Trichloro-1,2,2-trifluoroethane	20.0	21.7		ug/L		108	70 - 130	1	20
1,1,2-Trichloroethane	20.0	19.2		ug/L		96	70 - 130	2	20
1,1-Dichloroethane	20.0	19.8		ug/L		99	70 - 130	1	20
1,1-Dichloroethene	20.0	20.1		ug/L		101	70 - 130	2	20
1,2,3-Trichlorobenzene	20.0	29.3	*+	ug/L		146	70 - 130	10	20
1,2,4-Trichlorobenzene	20.0	21.3		ug/L		106	70 - 130	6	20
1,2-Dichlorobenzene	20.0	20.0		ug/L		100	70 - 130	1	20
1,2-Dichloroethane	20.0	19.2		ug/L		96	70 - 130	3	20
1,2-Dichloropropane	20.0	19.5		ug/L		97	70 - 130	1	20
1,3-Dichlorobenzene	20.0	19.8		ug/L		99	70 - 130	0	20
1,4-Dichlorobenzene	20.0	19.7		ug/L		98	70 - 130	1	20
2-Butanone (MEK)	100	97.2		ug/L		97	40 - 160	4	20
2-Hexanone	100	95.5		ug/L		96	40 - 160	3	20
4-Methyl-2-pentanone (MIBK)	100	96.0		ug/L		96	40 - 160	1	20
Acetone	100	102		ug/L		102	40 - 160	8	20
Benzene	20.0	19.9		ug/L		100	70 - 130	1	20
Bromoform	20.0	18.5		ug/L		93	70 - 130	2	20
Bromomethane	20.0	21.4		ug/L		107	40 - 160	1	20
Carbon disulfide	20.0	19.7		ug/L		99	40 - 160	1	20
Carbon tetrachloride	20.0	19.7		ug/L		99	70 - 130	1	20
Chlorobenzene	20.0	19.7		ug/L		99	70 - 130	1	20
Chlorobromomethane	20.0	20.1		ug/L		101	70 - 130	1	20
Chlorodibromomethane	20.0	18.8		ug/L		94	70 - 130	1	20
Chloroethane	20.0	21.1		ug/L		105	40 - 160	2	20

Method: 8260D - Volatile Organic Compounds by GC/MS (Continued)

Lab Sample ID: LCSD 460-961576/4
Matrix: Water
Analysis Batch: 961576

Client Sample ID: Lab Control Sample Dup
Prep Type: Total/NA

Analyte	Spike Added	LCSD Result	LCSD Qualifier	Unit	D	%Rec	%Rec Limits	RPD	RPD Limit
Chloroform	20.0	19.8		ug/L		99	70 - 130	2	20
Chloromethane	20.0	20.1		ug/L		101	40 - 160	1	20
cis-1,2-Dichloroethene	20.0	19.3		ug/L		97	70 - 130	1	20
cis-1,3-Dichloropropene	20.0	19.5		ug/L		98	70 - 130	1	20
Cyclohexane	20.0	21.0		ug/L		105	70 - 130	1	20
Dichlorobromomethane	20.0	19.1		ug/L		95	70 - 130	1	20
Dichlorodifluoromethane	20.0	21.2		ug/L		106	40 - 160	2	20
Ethylbenzene	20.0	19.0		ug/L		95	70 - 130	2	20
Isopropylbenzene	20.0	20.0		ug/L		100	70 - 130	1	20
Methyl acetate	40.0	49.2		ug/L		123	70 - 130	1	20
Methyl tert-butyl ether	20.0	19.5		ug/L		97	70 - 130	3	20
Methylcyclohexane	20.0	21.0		ug/L		105	70 - 130	0	20
Methylene Chloride	20.0	19.9		ug/L		99	70 - 130	1	20
Styrene	20.0	19.3		ug/L		96	70 - 130	2	20
Tetrachloroethene	20.0	19.4		ug/L		97	70 - 130	2	20
Toluene	20.0	18.8		ug/L		94	70 - 130	2	20
trans-1,2-Dichloroethene	20.0	19.2		ug/L		96	70 - 130	1	20
trans-1,3-Dichloropropene	20.0	19.2		ug/L		96	70 - 130	2	20
Trichloroethene	20.0	19.5		ug/L		97	70 - 130	3	20
Trichlorofluoromethane	20.0	20.9		ug/L		105	40 - 160	2	20
Vinyl chloride	20.0	19.8		ug/L		99	70 - 130	1	20
Xylenes, Total	40.0	38.6		ug/L		96	70 - 130	2	20

Surrogate	*LCSD %Recovery*	*LCSD Qualifier*	*Limits*
1,2-Dichloroethane-d4 (Surr)	*96*		*70 - 130*
4-Bromofluorobenzene	*103*		*70 - 130*
Dibromofluoromethane (Surr)	*100*		*70 - 130*
Toluene-d8 (Surr)	*97*		*70 - 130*

Method: 8260D SIM - Volatile Organic Compounds (GC/MS)

Lab Sample ID: MB 460-961989/7
Matrix: Water
Analysis Batch: 961989

Client Sample ID: Method Blank
Prep Type: Total/NA

Analyte	MB Result	MB Qualifier	RL	MDL	Unit	D	Prepared	Analyzed	Dil Fac
1,2,3-Trichloropropane	0.012	U	0.030	0.012	ug/L			03/01/24 09:53	1
1,2-Dibromo-3-Chloropropane	0.010	U	0.020	0.010	ug/L			03/01/24 09:53	1
1,4-Dioxane	0.33	U	0.40	0.33	ug/L			03/01/24 09:53	1
Ethylene Dibromide	0.0079	U	0.020	0.0079	ug/L			03/01/24 09:53	1

Surrogate	*MB %Recovery*	*MB Qualifier*	*Limits*	*Prepared*	*Analyzed*	*Dil Fac*
4-Bromofluorobenzene	*99*		*70 - 130*		*03/01/24 09:53*	*1*

Method: 8260D SIM - Volatile Organic Compounds (GC/MS) (Continued)

Lab Sample ID: LCS 460-961989/3
Matrix: Water
Analysis Batch: 961989

Client Sample ID: Lab Control Sample
Prep Type: Total/NA

Analyte	Spike Added	LCS Result	LCS Qualifier	Unit	D	%Rec	%Rec Limits
1,2,3-Trichloropropane	0.0500	0.0508		ug/L		102	40 - 160
1,2-Dibromo-3-Chloropropane	0.0500	0.0562		ug/L		112	40 - 160
1,4-Dioxane	5.00	4.51		ug/L		90	40 - 160
Ethylene Dibromide	0.0500	0.0459		ug/L		92	70 - 130

Surrogate	*LCS %Recovery*	*LCS Qualifier*	*Limits*
4-Bromofluorobenzene	*105*		*70 - 130*

Lab Sample ID: LCSD 460-961989/4
Matrix: Water
Analysis Batch: 961989

Client Sample ID: Lab Control Sample Dup
Prep Type: Total/NA

Analyte	Spike Added	LCSD Result	LCSD Qualifier	Unit	D	%Rec	%Rec Limits	RPD	RPD Limit
1,2,3-Trichloropropane	0.0500	0.0525		ug/L		105	40 - 160	3	20
1,2-Dibromo-3-Chloropropane	0.0500	0.0593		ug/L		119	40 - 160	5	20
1,4-Dioxane	5.00	4.12		ug/L		82	40 - 160	9	20
Ethylene Dibromide	0.0500	0.0418		ug/L		84	70 - 130	9	20

Surrogate	*LCSD %Recovery*	*LCSD Qualifier*	*Limits*
4-Bromofluorobenzene	*101*		*70 - 130*

Lab Sample ID: 460-299009-C-2 MS
Matrix: Water
Analysis Batch: 961989

Client Sample ID: Matrix Spike
Prep Type: Total/NA

Analyte	Sample Result	Sample Qualifier	Spike Added	MS Result	MS Qualifier	Unit	D	%Rec	%Rec Limits
1,2,3-Trichloropropane	0.012	U	0.0500	0.0601		ug/L		120	40 - 160
1,2-Dibromo-3-Chloropropane	0.010	U	0.0500	0.0526		ug/L		105	40 - 160
1,4-Dioxane	0.33	U	5.00	4.05		ug/L		81	40 - 160
Ethylene Dibromide	0.0079	U	0.0500	0.0458		ug/L		92	70 - 130

Surrogate	*MS %Recovery*	*MS Qualifier*	*Limits*
4-Bromofluorobenzene	*111*		*70 - 130*

Lab Sample ID: 460-299009-C-2 MSD
Matrix: Water
Analysis Batch: 961989

Client Sample ID: Matrix Spike Duplicate
Prep Type: Total/NA

Analyte	Sample Result	Sample Qualifier	Spike Added	MSD Result	MSD Qualifier	Unit	D	%Rec	%Rec Limits	RPD	RPD Limit
1,2,3-Trichloropropane	0.012	U	0.0500	0.0534		ug/L		107	40 - 160	12	20
1,2-Dibromo-3-Chloropropane	0.010	U	0.0500	0.0527		ug/L		105	40 - 160	0	20
1,4-Dioxane	0.33	U	5.00	4.23		ug/L		85	40 - 160	4	20
Ethylene Dibromide	0.0079	U	0.0500	0.0441		ug/L		88	70 - 130	4	20

Surrogate	*MSD %Recovery*	*MSD Qualifier*	*Limits*
4-Bromofluorobenzene	*104*		*70 - 130*

Method: 8270E SIM ID - Semivolatile Organic Compounds (GC/MS SIM / Isotope Dilution)

Lab Sample ID: MB 460-961492/1-A — **Client Sample ID: Method Blank**
Matrix: Water — **Prep Type: Total/NA**
Analysis Batch: 961545 — **Prep Batch: 961492**

Analyte	MB Result	MB Qualifier	RL	MDL	Unit	D	Prepared	Analyzed	Dil Fac
1,4-Dioxane	0.072	U	0.20	0.072	ug/L		02/27/24 21:05	02/28/24 08:21	1

Isotope Dilution	*MB %Recovery*	*MB Qualifier*	*Limits*	*Prepared*	*Analyzed*	*Dil Fac*
1,4-Dioxane-d8	*33*		*10 - 150*	*02/27/24 21:05*	*02/28/24 08:21*	*1*

Lab Sample ID: LCS 460-961492/2-A — **Client Sample ID: Lab Control Sample**
Matrix: Water — **Prep Type: Total/NA**
Analysis Batch: 961545 — **Prep Batch: 961492**

Analyte	Spike Added	LCS Result	LCS Qualifier	Unit	D	%Rec	%Rec Limits
1,4-Dioxane	1.60	1.31		ug/L		82	50 - 142

Isotope Dilution	*LCS %Recovery*	*LCS Qualifier*	*Limits*
1,4-Dioxane-d8	*30*		*10 - 150*

Lab Sample ID: LCSD 460-961492/3-A — **Client Sample ID: Lab Control Sample Dup**
Matrix: Water — **Prep Type: Total/NA**
Analysis Batch: 961545 — **Prep Batch: 961492**

Analyte	Spike Added	LCSD Result	LCSD Qualifier	Unit	D	%Rec	%Rec Limits	RPD	RPD Limit
1,4-Dioxane	1.60	1.49		ug/L		93	50 - 142	13	20

Isotope Dilution	*LCSD %Recovery*	*LCSD Qualifier*	*Limits*
1,4-Dioxane-d8	*30*		*10 - 150*

Lab Sample ID: 460-298820-H-2-A MS — **Client Sample ID: Matrix Spike**
Matrix: Water — **Prep Type: Total/NA**
Analysis Batch: 961545 — **Prep Batch: 961492**

Analyte	Sample Result	Sample Qualifier	Spike Added	MS Result	MS Qualifier	Unit	D	%Rec	%Rec Limits
1,4-Dioxane	0.072	U	1.60	1.57		ug/L		98	50 - 142

Isotope Dilution	*MS %Recovery*	*MS Qualifier*	*Limits*
1,4-Dioxane-d8	*31*		*10 - 150*

Lab Sample ID: 460-298820-H-2-B MSD — **Client Sample ID: Matrix Spike Duplicate**
Matrix: Water — **Prep Type: Total/NA**
Analysis Batch: 961545 — **Prep Batch: 961492**

Analyte	Sample Result	Sample Qualifier	Spike Added	MSD Result	MSD Qualifier	Unit	D	%Rec	%Rec Limits	RPD	RPD Limit
1,4-Dioxane	0.072	U	1.60	1.65		ug/L		103	50 - 142	5	20

Isotope Dilution	*MSD %Recovery*	*MSD Qualifier*	*Limits*
1,4-Dioxane-d8	*34*		*10 - 150*

Method: 6020B - Metals (ICP/MS)

Lab Sample ID: LCS 460-961752/19-A
Matrix: Water
Analysis Batch: 961679

Client Sample ID: Lab Control Sample
Prep Type: Total Recoverable
Prep Batch: 961752

Analyte	Spike Added	LCS Result	LCS Qualifier	Unit	D	%Rec	%Rec Limits
Arsenic	50.0	55.02		ug/L		110	80 - 120
Lead	25.0	26.89		ug/L		108	80 - 120

Lab Sample ID: MB 460-962260/1-A
Matrix: Water
Analysis Batch: 962358

Client Sample ID: Method Blank
Prep Type: Total Recoverable
Prep Batch: 962260

Analyte	MB Result	MB Qualifier	RL	MDL	Unit	D	Prepared	Analyzed	Dil Fac
Arsenic	1.2	U	2.0	1.2	ug/L		03/04/24 07:49	03/04/24 15:50	1
Lead	0.42	U	1.2	0.42	ug/L		03/04/24 07:49	03/04/24 15:50	1

Lab Sample ID: LCS 460-962260/2-A
Matrix: Water
Analysis Batch: 962358

Client Sample ID: Lab Control Sample
Prep Type: Total Recoverable
Prep Batch: 962260

Analyte	Spike Added	LCS Result	LCS Qualifier	Unit	D	%Rec	%Rec Limits
Arsenic	50.0	50.05		ug/L		100	80 - 120
Lead	25.0	24.98		ug/L		100	80 - 120

Lab Sample ID: 460-298740-H-1-C MS
Matrix: Water
Analysis Batch: 962358

Client Sample ID: Matrix Spike
Prep Type: Total Recoverable
Prep Batch: 962260

Analyte	Sample Result	Sample Qualifier	Spike Added	MS Result	MS Qualifier	Unit	D	%Rec	%Rec Limits
Arsenic	1.2	U	50.0	49.85		ug/L		100	75 - 125
Lead	0.42	U	25.0	25.34		ug/L		101	75 - 125

Lab Sample ID: 460-298740-H-1-B DU
Matrix: Water
Analysis Batch: 962358

Client Sample ID: Duplicate
Prep Type: Total Recoverable
Prep Batch: 962260

Analyte	Sample Result	Sample Qualifier	DU Result	DU Qualifier	Unit	D	RPD	RPD Limit
Arsenic	1.2	U	1.2	U	ug/L		NC	20
Lead	0.42	U	0.42	U	ug/L		NC	20

Lab Sample ID: MB 460-961750/1-B
Matrix: Water
Analysis Batch: 961679

Client Sample ID: Method Blank
Prep Type: Dissolved
Prep Batch: 961752

Analyte	MB Result	MB Qualifier	RL	MDL	Unit	D	Prepared	Analyzed	Dil Fac
Arsenic	1.2	U	2.0	1.2	ug/L		02/28/24 22:42	02/28/24 23:19	1
Lead	0.42	U	1.2	0.42	ug/L		02/28/24 22:42	02/28/24 23:19	1

Lab Sample ID: 460-298820-F-2-G MS
Matrix: Water
Analysis Batch: 961679

Client Sample ID: Matrix Spike
Prep Type: Dissolved
Prep Batch: 961752

Analyte	Sample Result	Sample Qualifier	Spike Added	MS Result	MS Qualifier	Unit	D	%Rec	%Rec Limits
Arsenic	1.6	J	50.0	53.47		ug/L		104	75 - 125
Lead	0.42	U	25.0	21.21		ug/L		85	75 - 125

QC Sample Results

Client: Cornerstone Environmental Group, LLC
Project/Site: FORD Ringwood Mines E203361 (2024)

Job ID: 460-298742-1

Method: 6020B - Metals (ICP/MS)

Lab Sample ID: 460-298820-F-2-H MSD
Matrix: Water
Analysis Batch: 961679

Client Sample ID: Matrix Spike Duplicate
Prep Type: Dissolved
Prep Batch: 961752

Analyte	Sample Result	Sample Qualifier	Spike Added	MSD Result	MSD Qualifier	Unit	D	%Rec	%Rec Limits	RPD	RPD Limit
Arsenic	1.6	J	50.0	54.01		ug/L		105	75 - 125	1	20
Lead	0.42	U	25.0	23.57		ug/L		94	75 - 125	11	20

Lab Sample ID: 460-298820-F-2-F DU
Matrix: Water
Analysis Batch: 961679

Client Sample ID: Duplicate
Prep Type: Dissolved
Prep Batch: 961752

Analyte	Sample Result	Sample Qualifier		DU Result	DU Qualifier	Unit	D			RPD	RPD Limit
Arsenic	1.6	J		1.48	J	ug/L				10	20
Lead	0.42	U		0.42	U	ug/L				NC	20

QC Association Summary

Client: Cornerstone Environmental Group, LLC
Project/Site: FORD Ringwood Mines E203361 (2024)

Job ID: 460-298742-1

GC/MS VOA

Analysis Batch: 961486

Lab Sample ID	Client Sample ID	Prep Type	Matrix	Method	Prep Batch
460-298742-2	OB-16-022124	Total/NA	Water	8260D	
460-298742-3	OB-17-022124	Total/NA	Water	8260D	
460-298742-4	OB-14A-022124	Total/NA	Water	8260D	
460-298742-5	RW-16-022124	Total/NA	Water	8260D	
MB 460-961486/9	Method Blank	Total/NA	Water	8260D	
LCS 460-961486/4	Lab Control Sample	Total/NA	Water	8260D	
460-298473-D-11 MS	Matrix Spike	Total/NA	Water	8260D	
460-298473-D-11 MSD	Matrix Spike Duplicate	Total/NA	Water	8260D	

Analysis Batch: 961576

Lab Sample ID	Client Sample ID	Prep Type	Matrix	Method	Prep Batch
460-298742-1	OB-24-022124	Total/NA	Water	8260D	
460-298742-6	RW-6-022124	Total/NA	Water	8260D	
460-298742-7	RW-6A-022124	Total/NA	Water	8260D	
MB 460-961576/9	Method Blank	Total/NA	Water	8260D	
LCS 460-961576/3	Lab Control Sample	Total/NA	Water	8260D	
LCSD 460-961576/4	Lab Control Sample Dup	Total/NA	Water	8260D	

Analysis Batch: 961989

Lab Sample ID	Client Sample ID	Prep Type	Matrix	Method	Prep Batch
460-298742-1	OB-24-022124	Total/NA	Water	8260D SIM	
460-298742-2	OB-16-022124	Total/NA	Water	8260D SIM	
460-298742-3	OB-17-022124	Total/NA	Water	8260D SIM	
460-298742-4	OB-14A-022124	Total/NA	Water	8260D SIM	
460-298742-5	RW-16-022124	Total/NA	Water	8260D SIM	
460-298742-6	RW-6-022124	Total/NA	Water	8260D SIM	
460-298742-7	RW-6A-022124	Total/NA	Water	8260D SIM	
MB 460-961989/7	Method Blank	Total/NA	Water	8260D SIM	
LCS 460-961989/3	Lab Control Sample	Total/NA	Water	8260D SIM	
LCSD 460-961989/4	Lab Control Sample Dup	Total/NA	Water	8260D SIM	
460-299009-C-2 MS	Matrix Spike	Total/NA	Water	8260D SIM	
460-299009-C-2 MSD	Matrix Spike Duplicate	Total/NA	Water	8260D SIM	

GC/MS Semi VOA

Prep Batch: 961492

Lab Sample ID	Client Sample ID	Prep Type	Matrix	Method	Prep Batch
460-298742-1	OB-24-022124	Total/NA	Water	3510C	
460-298742-2	OB-16-022124	Total/NA	Water	3510C	
460-298742-3	OB-17-022124	Total/NA	Water	3510C	
460-298742-4	OB-14A-022124	Total/NA	Water	3510C	
460-298742-5	RW-16-022124	Total/NA	Water	3510C	
460-298742-6	RW-6-022124	Total/NA	Water	3510C	
460-298742-7	RW-6A-022124	Total/NA	Water	3510C	
MB 460-961492/1-A	Method Blank	Total/NA	Water	3510C	
LCS 460-961492/2-A	Lab Control Sample	Total/NA	Water	3510C	
LCSD 460-961492/3-A	Lab Control Sample Dup	Total/NA	Water	3510C	
460-298820-H-2-A MS	Matrix Spike	Total/NA	Water	3510C	
460-298820-H-2-B MSD	Matrix Spike Duplicate	Total/NA	Water	3510C	

QC Association Summary

Client: Cornerstone Environmental Group, LLC
Project/Site: FORD Ringwood Mines E203361 (2024)

Job ID: 460-298742-1

GC/MS Semi VOA

Analysis Batch: 961545

Lab Sample ID	Client Sample ID	Prep Type	Matrix	Method	Prep Batch
460-298742-1	OB-24-022124	Total/NA	Water	8270E SIM ID	961492
460-298742-2	OB-16-022124	Total/NA	Water	8270E SIM ID	961492
460-298742-3	OB-17-022124	Total/NA	Water	8270E SIM ID	961492
460-298742-4	OB-14A-022124	Total/NA	Water	8270E SIM ID	961492
460-298742-5	RW-16-022124	Total/NA	Water	8270E SIM ID	961492
460-298742-6	RW-6-022124	Total/NA	Water	8270E SIM ID	961492
460-298742-7	RW-6A-022124	Total/NA	Water	8270E SIM ID	961492
MB 460-961492/1-A	Method Blank	Total/NA	Water	8270E SIM ID	961492
LCS 460-961492/2-A	Lab Control Sample	Total/NA	Water	8270E SIM ID	961492
LCSD 460-961492/3-A	Lab Control Sample Dup	Total/NA	Water	8270E SIM ID	961492
460-298820-H-2-A MS	Matrix Spike	Total/NA	Water	8270E SIM ID	961492
460-298820-H-2-B MSD	Matrix Spike Duplicate	Total/NA	Water	8270E SIM ID	961492

Metals

Analysis Batch: 961679

Lab Sample ID	Client Sample ID	Prep Type	Matrix	Method	Prep Batch
460-298742-1	OB-24-022124	Dissolved	Water	6020B	961752
460-298742-2	OB-16-022124	Dissolved	Water	6020B	961752
460-298742-3	OB-17-022124	Dissolved	Water	6020B	961752
460-298742-4	OB-14A-022124	Dissolved	Water	6020B	961752
460-298742-5	RW-16-022124	Dissolved	Water	6020B	961752
460-298742-6	RW-6-022124	Dissolved	Water	6020B	961752
460-298742-7	RW-6A-022124	Dissolved	Water	6020B	961752
MB 460-961750/1-B	Method Blank	Dissolved	Water	6020B	961752
LCS 460-961752/19-A	Lab Control Sample	Total Recoverable	Water	6020B	961752
460-298820-F-2-G MS	Matrix Spike	Dissolved	Water	6020B	961752
460-298820-F-2-H MSD	Matrix Spike Duplicate	Dissolved	Water	6020B	961752
460-298820-F-2-F DU	Duplicate	Dissolved	Water	6020B	961752

Filtration Batch: 961750

Lab Sample ID	Client Sample ID	Prep Type	Matrix	Method	Prep Batch
460-298742-1	OB-24-022124	Dissolved	Water	FILTRATION	
460-298742-2	OB-16-022124	Dissolved	Water	FILTRATION	
460-298742-3	OB-17-022124	Dissolved	Water	FILTRATION	
460-298742-4	OB-14A-022124	Dissolved	Water	FILTRATION	
460-298742-5	RW-16-022124	Dissolved	Water	FILTRATION	
460-298742-6	RW-6-022124	Dissolved	Water	FILTRATION	
460-298742-7	RW-6A-022124	Dissolved	Water	FILTRATION	
MB 460-961750/1-B	Method Blank	Dissolved	Water	FILTRATION	
460-298820-F-2-G MS	Matrix Spike	Dissolved	Water	FILTRATION	
460-298820-F-2-H MSD	Matrix Spike Duplicate	Dissolved	Water	FILTRATION	
460-298820-F-2-F DU	Duplicate	Dissolved	Water	FILTRATION	

Prep Batch: 961752

Lab Sample ID	Client Sample ID	Prep Type	Matrix	Method	Prep Batch
460-298742-1	OB-24-022124	Dissolved	Water	3005A	961750
460-298742-2	OB-16-022124	Dissolved	Water	3005A	961750
460-298742-3	OB-17-022124	Dissolved	Water	3005A	961750
460-298742-4	OB-14A-022124	Dissolved	Water	3005A	961750
460-298742-5	RW-16-022124	Dissolved	Water	3005A	961750

Metals (Continued)

Prep Batch: 961752 (Continued)

Lab Sample ID	Client Sample ID	Prep Type	Matrix	Method	Prep Batch
460-298742-6	RW-6-022124	Dissolved	Water	3005A	961750
460-298742-7	RW-6A-022124	Dissolved	Water	3005A	961750
MB 460-961750/1-B	Method Blank	Dissolved	Water	3005A	961750
LCS 460-961752/19-A	Lab Control Sample	Total Recoverable	Water	3005A	
460-298820-F-2-G MS	Matrix Spike	Dissolved	Water	3005A	961750
460-298820-F-2-H MSD	Matrix Spike Duplicate	Dissolved	Water	3005A	961750
460-298820-F-2-F DU	Duplicate	Dissolved	Water	3005A	961750

Prep Batch: 962260

Lab Sample ID	Client Sample ID	Prep Type	Matrix	Method	Prep Batch
460-298742-1	OB-24-022124	Total Recoverable	Water	3005A	
460-298742-2	OB-16-022124	Total Recoverable	Water	3005A	
460-298742-3	OB-17-022124	Total Recoverable	Water	3005A	
460-298742-4	OB-14A-022124	Total Recoverable	Water	3005A	
460-298742-5	RW-16-022124	Total Recoverable	Water	3005A	
460-298742-6	RW-6-022124	Total Recoverable	Water	3005A	
460-298742-7	RW-6A-022124	Total Recoverable	Water	3005A	
MB 460-962260/1-A	Method Blank	Total Recoverable	Water	3005A	
LCS 460-962260/2-A	Lab Control Sample	Total Recoverable	Water	3005A	
460-298740-H-1-C MS	Matrix Spike	Total Recoverable	Water	3005A	
460-298740-H-1-B DU	Duplicate	Total Recoverable	Water	3005A	

Analysis Batch: 962358

Lab Sample ID	Client Sample ID	Prep Type	Matrix	Method	Prep Batch
460-298742-1	OB-24-022124	Total Recoverable	Water	6020B	962260
460-298742-2	OB-16-022124	Total Recoverable	Water	6020B	962260
460-298742-3	OB-17-022124	Total Recoverable	Water	6020B	962260
460-298742-4	OB-14A-022124	Total Recoverable	Water	6020B	962260
460-298742-5	RW-16-022124	Total Recoverable	Water	6020B	962260
460-298742-6	RW-6-022124	Total Recoverable	Water	6020B	962260
460-298742-7	RW-6A-022124	Total Recoverable	Water	6020B	962260
MB 460-962260/1-A	Method Blank	Total Recoverable	Water	6020B	962260
LCS 460-962260/2-A	Lab Control Sample	Total Recoverable	Water	6020B	962260
460-298740-H-1-C MS	Matrix Spike	Total Recoverable	Water	6020B	962260
460-298740-H-1-B DU	Duplicate	Total Recoverable	Water	6020B	962260

Lab Chronicle

Client: Cornerstone Environmental Group, LLC
Project/Site: FORD Ringwood Mines E203361 (2024)

Job ID: 460-298742-1

Client Sample ID: OB-24-022124

Lab Sample ID: 460-298742-1

Date Collected: 02/21/24 09:30
Matrix: Water
Date Received: 02/22/24 19:00

Prep Type	Batch Type	Batch Method	Run	Dilution Factor	Batch Number	Analyst	Lab	Prepared or Analyzed
Total/NA	Analysis	8260D		1	961576	MZS	EET EDI	02/28/24 12:44
Total/NA	Analysis	8260D SIM		1	961989	SZD	EET EDI	03/01/24 14:35
Total/NA	Prep	3510C			961492	JMS	EET EDI	02/27/24 21:05
Total/NA	Analysis	8270E SIM ID		1	961545	DXD	EET EDI	02/28/24 11:42
Dissolved	Filtration	FILTRATION			961750	VAD	EET EDI	02/28/24 22:36
Dissolved	Prep	3005A			961752	VAD	EET EDI	02/28/24 22:42
Dissolved	Analysis	6020B		1	961679	CDC	EET EDI	02/28/24 23:58
Total Recoverable	Prep	3005A			962260	JKF	EET EDI	03/04/24 07:49
Total Recoverable	Analysis	6020B		1	962358	FBT	EET EDI	03/04/24 18:22

Client Sample ID: OB-16-022124

Lab Sample ID: 460-298742-2

Date Collected: 02/21/24 11:00
Matrix: Water
Date Received: 02/22/24 19:00

Prep Type	Batch Type	Batch Method	Run	Dilution Factor	Batch Number	Analyst	Lab	Prepared or Analyzed
Total/NA	Analysis	8260D		1	961486	KLB	EET EDI	02/28/24 05:23
Total/NA	Analysis	8260D SIM		1	961989	SZD	EET EDI	03/01/24 14:57
Total/NA	Prep	3510C			961492	JMS	EET EDI	02/27/24 21:05
Total/NA	Analysis	8270E SIM ID		1	961545	DXD	EET EDI	02/28/24 11:58
Dissolved	Filtration	FILTRATION			961750	VAD	EET EDI	02/28/24 22:36
Dissolved	Prep	3005A			961752	VAD	EET EDI	02/28/24 22:42
Dissolved	Analysis	6020B		1	961679	CDC	EET EDI	02/29/24 00:00
Total Recoverable	Prep	3005A			962260	JKF	EET EDI	03/04/24 07:49
Total Recoverable	Analysis	6020B		1	962358	FBT	EET EDI	03/04/24 18:24

Client Sample ID: OB-17-022124

Lab Sample ID: 460-298742-3

Date Collected: 02/21/24 12:20
Matrix: Water
Date Received: 02/22/24 19:00

Prep Type	Batch Type	Batch Method	Run	Dilution Factor	Batch Number	Analyst	Lab	Prepared or Analyzed
Total/NA	Analysis	8260D		1	961486	KLB	EET EDI	02/28/24 05:49
Total/NA	Analysis	8260D SIM		1	961989	SZD	EET EDI	03/01/24 15:18
Total/NA	Prep	3510C			961492	JMS	EET EDI	02/27/24 21:05
Total/NA	Analysis	8270E SIM ID		1	961545	DXD	EET EDI	02/28/24 12:13
Dissolved	Filtration	FILTRATION			961750	VAD	EET EDI	02/28/24 22:36
Dissolved	Prep	3005A			961752	VAD	EET EDI	02/28/24 22:42
Dissolved	Analysis	6020B		1	961679	CDC	EET EDI	02/29/24 00:02
Total Recoverable	Prep	3005A			962260	JKF	EET EDI	03/04/24 07:49
Total Recoverable	Analysis	6020B		1	962358	FBT	EET EDI	03/04/24 18:27

Lab Chronicle

Client: Cornerstone Environmental Group, LLC
Project/Site: FORD Ringwood Mines E203361 (2024)

Job ID: 460-298742-1

Client Sample ID: OB-14A-022124

Lab Sample ID: 460-298742-4
Date Collected: 02/21/24 11:20
Matrix: Water
Date Received: 02/22/24 19:00

Prep Type	Batch Type	Batch Method	Run	Dilution Factor	Batch Number	Analyst	Lab	Prepared or Analyzed
Total/NA	Analysis	8260D		1	961486	KLB	EET EDI	02/28/24 06:15
Total/NA	Analysis	8260D SIM		1	961989	SZD	EET EDI	03/01/24 15:40
Total/NA	Prep	3510C			961492	JMS	EET EDI	02/27/24 21:05
Total/NA	Analysis	8270E SIM ID		1	961545	DXD	EET EDI	02/28/24 12:29
Dissolved	Filtration	FILTRATION			961750	VAD	EET EDI	02/28/24 22:36
Dissolved	Prep	3005A			961752	VAD	EET EDI	02/28/24 22:42
Dissolved	Analysis	6020B		1	961679	CDC	EET EDI	02/29/24 00:05
Total Recoverable	Prep	3005A			962260	JKF	EET EDI	03/04/24 07:49
Total Recoverable	Analysis	6020B		1	962358	FBT	EET EDI	03/04/24 18:29

Client Sample ID: RW-16-022124

Lab Sample ID: 460-298742-5
Date Collected: 02/21/24 10:20
Matrix: Water
Date Received: 02/22/24 19:00

Prep Type	Batch Type	Batch Method	Run	Dilution Factor	Batch Number	Analyst	Lab	Prepared or Analyzed
Total/NA	Analysis	8260D		1	961486	KLB	EET EDI	02/28/24 06:41
Total/NA	Analysis	8260D SIM		1	961989	SZD	EET EDI	03/01/24 16:01
Total/NA	Prep	3510C			961492	JMS	EET EDI	02/27/24 21:05
Total/NA	Analysis	8270E SIM ID		1	961545	DXD	EET EDI	02/28/24 12:44
Dissolved	Filtration	FILTRATION			961750	VAD	EET EDI	02/28/24 22:36
Dissolved	Prep	3005A			961752	VAD	EET EDI	02/28/24 22:42
Dissolved	Analysis	6020B		1	961679	CDC	EET EDI	02/29/24 00:10
Total Recoverable	Prep	3005A			962260	JKF	EET EDI	03/04/24 07:49
Total Recoverable	Analysis	6020B		1	962358	FBT	EET EDI	03/04/24 18:31

Client Sample ID: RW-6-022124

Lab Sample ID: 460-298742-6
Date Collected: 02/21/24 14:05
Matrix: Water
Date Received: 02/22/24 19:00

Prep Type	Batch Type	Batch Method	Run	Dilution Factor	Batch Number	Analyst	Lab	Prepared or Analyzed
Total/NA	Analysis	8260D		1	961576	MZS	EET EDI	02/28/24 14:29
Total/NA	Analysis	8260D SIM		1	961989	SZD	EET EDI	03/01/24 16:23
Total/NA	Prep	3510C			961492	JMS	EET EDI	02/27/24 21:05
Total/NA	Analysis	8270E SIM ID		1	961545	DXD	EET EDI	02/28/24 13:00
Dissolved	Filtration	FILTRATION			961750	VAD	EET EDI	02/28/24 22:36
Dissolved	Prep	3005A			961752	VAD	EET EDI	02/28/24 22:42
Dissolved	Analysis	6020B		1	961679	CDC	EET EDI	02/29/24 00:17
Total Recoverable	Prep	3005A			962260	JKF	EET EDI	03/04/24 07:49
Total Recoverable	Analysis	6020B		1	962358	FBT	EET EDI	03/04/24 18:39

Lab Chronicle

Client: Cornerstone Environmental Group, LLC
Project/Site: FORD Ringwood Mines E203361 (2024)

Job ID: 460-298742-1

Client Sample ID: RW-6A-022124

Date Collected: 02/21/24 12:55
Date Received: 02/22/24 19:00

Lab Sample ID: 460-298742-7

Matrix: Water

Prep Type	Batch Type	Batch Method	Run	Dilution Factor	Batch Number	Analyst	Lab	Prepared or Analyzed
Total/NA	Analysis	8260D		1	961576	MZS	EET EDI	02/28/24 14:55
Total/NA	Analysis	8260D SIM		1	961989	SZD	EET EDI	03/01/24 16:45
Total/NA	Prep	3510C			961492	JMS	EET EDI	02/27/24 21:05
Total/NA	Analysis	8270E SIM ID		1	961545	DXD	EET EDI	02/28/24 13:15
Dissolved	Filtration	FILTRATION			961750	VAD	EET EDI	02/28/24 22:36
Dissolved	Prep	3005A			961752	VAD	EET EDI	02/28/24 22:42
Dissolved	Analysis	6020B		1	961679	CDC	EET EDI	02/29/24 00:19
Total Recoverable	Prep	3005A			962260	JKF	EET EDI	03/04/24 07:49
Total Recoverable	Analysis	6020B		1	962358	FBT	EET EDI	03/04/24 18:41

Laboratory References:

EET EDI = Eurofins Edison, 777 New Durham Road, Edison, NJ 08817, TEL (732)549-3900

Accreditation/Certification Summary

Client: Cornerstone Environmental Group, LLC
Job ID: 460-298742-1
Project/Site: FORD Ringwood Mines E203361 (2024)

Laboratory: Eurofins Edison

Unless otherwise noted, all analytes for this laboratory were covered under each accreditation/certification below.

Authority	Program	Identification Number	Expiration Date
New Jersey	NELAP	12028	06-30-24

The following analytes are included in this report, but the laboratory is not certified by the governing authority. This list may include analytes for which the agency does not offer certification.

Analysis Method	Prep Method	Matrix	Analyte
8260D SIM		Water	1,2,3-Trichloropropane
8260D SIM		Water	1,2-Dibromo-3-Chloropropane
8260D SIM		Water	Ethylene Dibromide

Method Summary

Client: Cornerstone Environmental Group, LLC
Project/Site: FORD Ringwood Mines E203361 (2024)

Job ID: 460-298742-1

Method	Method Description	Protocol	Laboratory
8260D	Volatile Organic Compounds by GC/MS	SW846	EET EDI
8260D SIM	Volatile Organic Compounds (GC/MS)	SW846	EET EDI
8270E SIM ID	Semivolatile Organic Compounds (GC/MS SIM / Isotope Dilution)	SW846	EET EDI
6020B	Metals (ICP/MS)	SW846	EET EDI
3005A	Preparation, Total Recoverable or Dissolved Metals	SW846	EET EDI
3510C	Liquid-Liquid Extraction (Separatory Funnel)	SW846	EET EDI
5030C	Purge and Trap	SW846	EET EDI
FILTRATION	Sample Filtration	None	EET EDI

Protocol References:

None = None

SW846 = "Test Methods For Evaluating Solid Waste, Physical/Chemical Methods", Third Edition, November 1986 And Its Updates.

Laboratory References:

EET EDI = Eurofins Edison, 777 New Durham Road, Edison, NJ 08817, TEL (732)549-3900

Sample Summary

Client: Cornerstone Environmental Group, LLC
Project/Site: FORD Ringwood Mines E203361 (2024)

Job ID: 460-298742-1

Lab Sample ID	Client Sample ID	Matrix	Collected	Received
460-298742-1	OB-24-022124	Water	02/21/24 09:30	02/22/24 19:00
460-298742-2	OB-16-022124	Water	02/21/24 11:00	02/22/24 19:00
460-298742-3	OB-17-022124	Water	02/21/24 12:20	02/22/24 19:00
460-298742-4	OB-14A-022124	Water	02/21/24 11:20	02/22/24 19:00
460-298742-5	RW-16-022124	Water	02/21/24 10:20	02/22/24 19:00
460-298742-6	RW-6-022124	Water	02/21/24 14:05	02/22/24 19:00
460-298742-7	RW-6A-022124	Water	02/21/24 12:55	02/22/24 19:00

Chain of Custody Record

634814

eurofins | Environment Testing America

Address. _____

Regulatory Program ☐ DW ☐ NPDES ☐ RCRA ☐ Other

TAL-8210

Client Contact	Project Manager: Tim Roeper	Site Contact:	Date:	COC No:
Company Name: TetraTech	Tel/Email: tim.roeper@tetratech.com	Lab Contact:	Carrier:	____ of ____ COCs
Address: 100 Crystal Run Road	Analysis Turnaround Time			Sampler:
City/State/Zip: Middletown NY	☒ CALENDAR DAYS ☐ WORKING DAYS			For Lab Use Only:
Phone:	TAT if different from Below ____			Walk-in Client:
Fax:	☒ 2 weeks			Lab Sampling
Project Name: FORD-Ringwood Mines	☐ 1 week			Job / SDG No 298742
Site: Ringwood NJ	☐ 2 days			
PO# 209-4213111-003	☐ 1 day			

Sample Identification	Sample Date	Sample Time	Sample Type (C=Comp, G=Grab)	Matrix	# of Cont.	Filtered Sample (Y/N)	Perform MS/MSD (Y/N)	8260D TCL VOCs	6020B-As, Pb	6020B-DISS As, Pb	8270E-1,4 Dioxane w/ Isotope Dilution	Sample Specific Notes:
OB-24-022124	02/21/24	09 30	G	GW	8	N	N	X	X	X	X	1
OB-16-022124	02/21/24	11 00	G	GW	8	N	N	X	X	X	X	2
OB-17-022124	02/21/24	12 20	G	GW	8	N	N	X	X	X	X	3
OB-14A-022124	2/21/24	11 20	G	GW	8	N	N	X	X	X	X	4
RW-16-022124	2/21/24	10 20	G	GW	8	N	N	X	X	X	X	5
RW-6-022124	2/21/24	14 05	G	GW	8	N	N	X	X	X	X	6
RW-6A-022124	2/21/24	12 55	G	GW	8	N	N	X	X	X	X	7

460-298742 Chain of Custody

ELMSFORD 272

Preservation Used: 1= Ice, 2= HCl; 3= H2SO4; 4=HNO3; 5=NaOH; 6= Other _____

Possible Hazard Identification:
Are any samples from a listed EPA Hazardous Waste? Please List any EPA Waste Codes for the sample in the Comments Section if the lab is to dispose of the sample.

☒ Non-Hazard ☐ Flammable ☐ Skin Irritant ☐ Poison B ☐ Unknown

Sample Disposal (A fee may be assessed if samples are retained longer than 1 month)

☐ Return to Client ☒ Disposal by Lab ☐ Archive for _____ Months

Special Instructions/QC Requirements & Comments:

Custody Seals Intact: ☐ Yes ☐ No | Custody Seal No. | Cooler Temp (°C): Obs'd. _____ Corr'd. _____ Therm ID No. _____

Relinquished by:	Company:	Date/Time:	Received by:	Company:	Date/Time:
Daniel Wheeler	TT	02/22/24 0800	[signature]	ETA	2-22-24 1040
[signature]	ETA	2-22-24 1700	[signature]	[signature]	2-22-24 1700
[signature]	[signature]	2-22-24 1700	[signature]	ETA	2/22/24 1900

2024 7 9 16 20 PR 9

3/7/2024

Eurofins TestAmerica Edison
Receipt Temperature and pH Log

Job Number: 298742

Number of Coolers: 2 IR Gun # 8

Cooler Temperatures

	RAW	CORRECTED		RAW	CORRECTED		RAW	CORRECTED
Cooler #1:	20 °C	24 °C	Cooler #4:	°C	°C	Cooler #7:	°C	°C
Cooler #2:	16 °C	20 °C	Cooler #5:	°C	°C	Cooler #8:	°C	°C
Cooler #3:	°C	°C	Cooler #6:	°C	°C	Cooler #9:	°C	°C

TALS Sample Number	Ammonia (pH<2)	COD (pH<2)	Nitrate Nitrite (pH<2)	Metals* (pH<2)	Hardness (pH<2)	Pest (pH 5-9)	EPH or QAM (pH<2)	Phenols (pH<2)	Sulfide (pH>9)	TKN (pH<2)	TOC (pH<2)	Total Cyanide (pH>12)	Total Phos (pH<2)	Other	Other
1				<2											
2				<2											
3				<2											
4				<2											
5				<2											
6				<2											
7				<2											

If pH adjustments are required record the information below:

Sample No(s). adjusted _____

Preservative Name/Conc. _____ Volume of Preservative used (ml) _____

Lot # of Preservative(s) _____ Expiration Date: _____

The appropriate Project Manager and Department Manager should be notified about the samples which were pH adjusted.

**Samples for Metal analysis which are out of compliance must be acidified at least 24 hours prior to analysis.*

EDS-WI-038, Rev 4.1
10/22/2019

Initials: [illegible] Date: 2/22/24

Login Sample Receipt Checklist

Client: Cornerstone Environmental Group, LLC

Job Number: 460-298742-1

Login Number: 298742
List Number: 1
Creator: Rivera, Kenneth

List Source: Eurofins Edison

Question	Answer	Comment
Radioactivity wasn't checked or is </= background as measured by a survey meter.	N/A	
The cooler's custody seal, if present, is intact.	True	
Sample custody seals, if present, are intact.	True	
The cooler or samples do not appear to have been compromised or tampered with.	True	
Samples were received on ice.	True	
Cooler Temperature is acceptable.	True	
Cooler Temperature is recorded.	True	
COC is present.	True	
COC is filled out in ink and legible.	True	
COC is filled out with all pertinent information.	True	
Is the Field Sampler's name present on COC?	True	
There are no discrepancies between the containers received and the COC.	True	
Samples are received within Holding Time (excluding tests with immediate HTs)	True	
Sample containers have legible labels.	True	
Containers are not broken or leaking.	True	
Sample collection date/times are provided.	True	
Appropriate sample containers are used.	True	
Sample bottles are completely filled.	True	
Sample Preservation Verified.	True	
There is sufficient vol. for all requested analyses, incl. any requested MS/MSDs	True	
Containers requiring zero headspace have no headspace or bubble is <6mm (1/4").	True	
Multiphasic samples are not present.	True	
Samples do not require splitting or compositing.	True	
Residual Chlorine Checked.	N/A	

eurofins | Environment Testing

ANALYTICAL REPORT

PREPARED FOR

Attn: Dr. Tim Roeper
Cornerstone Environmental Group, LLC
100 Crystal Run Road
Suite 101
Middletown, New York 10941

Generated 3/8/2024 11:40:00 AM

JOB DESCRIPTION

FORD Ringwood Mines E203361 (2024)

JOB NUMBER

460-298820-1

Eurofins Edison
777 New Durham Road
Edison NJ 08817

See page two for job notes and contact information.

my EOL

Eurofins Edison

Job Notes

This report may not be reproduced except in full, and with written approval from the laboratory. The results relate only to the samples tested. For questions please contact the Project Manager at the e-mail address or telephone number listed on this page.

The test results in this report relate only to the samples as received by the laboratory and will meet all requirements of the methodology, with any exceptions noted. This report shall not be reproduced except in full, without the express written approval of the laboratory. All questions should be directed to the Eurofins Environment Testing Northeast, LLC Project Manager.

Authorization

Generated
3/8/2024 11:40:00 AM

Authorized for release by
Patricia Grieco, Senior Project Manager
Patricia.Grieco@et.eurofinsus.com
Designee for
Maria Luisa Cruz, Project Manager II
Maria.Cruz@et.eurofinsus.com
(732)549-3900

Table of Contents

Cover Page 1
Table of Contents 3
Definitions/Glossary 4
Case Narrative 5
Detection Summary 8
Client Sample Results 9
Surrogate Summary 19
Isotope Dilution Summary 20
QC Sample Results 21
QC Association Summary 30
Lab Chronicle 33
Certification Summary 35
Method Summary 36
Sample Summary 37
Chain of Custody 38
Receipt Checklists 40

Qualifiers

GC/MS VOA

Qualifier	Qualifier Description
*+	LCS and/or LCSD is outside acceptance limits, high biased.
F1	MS and/or MSD recovery exceeds control limits.
F2	MS/MSD RPD exceeds control limits
J	Result is less than the RL but greater than or equal to the MDL and the concentration is an approximate value.
U	Indicates the analyte was analyzed for but not detected.

GC/MS Semi VOA

Qualifier	Qualifier Description
U	Indicates the analyte was analyzed for but not detected.

Metals

Qualifier	Qualifier Description
F5	Duplicate RPD exceeds limit, and one or both sample results are less than 5 times RL, and the absolute difference between results is < the upper reporting limits for both.
J	Result is less than the RL but greater than or equal to the MDL and the concentration is an approximate value.
U	Indicates the analyte was analyzed for but not detected.

Glossary

Abbreviation	These commonly used abbreviations may or may not be present in this report.
¤	Listed under the "D" column to designate that the result is reported on a dry weight basis
%R	Percent Recovery
CFL	Contains Free Liquid
CFU	Colony Forming Unit
CNF	Contains No Free Liquid
DER	Duplicate Error Ratio (normalized absolute difference)
Dil Fac	Dilution Factor
DL	Detection Limit (DoD/DOE)
DL, RA, RE, IN	Indicates a Dilution, Re-analysis, Re-extraction, or additional Initial metals/anion analysis of the sample
DLC	Decision Level Concentration (Radiochemistry)
EDL	Estimated Detection Limit (Dioxin)
LOD	Limit of Detection (DoD/DOE)
LOQ	Limit of Quantitation (DoD/DOE)
MCL	EPA recommended "Maximum Contaminant Level"
MDA	Minimum Detectable Activity (Radiochemistry)
MDC	Minimum Detectable Concentration (Radiochemistry)
MDL	Method Detection Limit
ML	Minimum Level (Dioxin)
MPN	Most Probable Number
MQL	Method Quantitation Limit
NC	Not Calculated
ND	Not Detected at the reporting limit (or MDL or EDL if shown)
NEG	Negative / Absent
POS	Positive / Present
PQL	Practical Quantitation Limit
PRES	Presumptive
QC	Quality Control
RER	Relative Error Ratio (Radiochemistry)
RL	Reporting Limit or Requested Limit (Radiochemistry)
RPD	Relative Percent Difference, a measure of the relative difference between two points
TEF	Toxicity Equivalent Factor (Dioxin)
TEQ	Toxicity Equivalent Quotient (Dioxin)
TNTC	Too Numerous To Count

DATA OF KNOWN QUALITY CONFORMANCE/NON-CONFORMANCE SUMMARY QUESTIONNAIRE

Laboratory Name: Eurofins Edison

Client: Cornerstone Environmental Group, LLC

Project Location: FORD Ringwood Mines E203361 (2024)

Project Number: 460-298820-1

Laboratory Sample ID(s): 460-298820-1, 460-298820-2, 460-298820-3, 460-298820-4, 460-298820-5, 460-298820-6

Sampling Date(s): 02/23/2024

List DKQP Methods Used: 8260D, 8260D SIM, 6020B

1	For each analytical method referenced in this laboratory report package, were all specified QA/QC performance criteria followed, including the requirement to explain any criteria falling outside of acceptable guidelines, as specified in the NJDEP Data of Known Quality performance standards?	☑Yes ☐No
1A	Were the method specified handling, preservation, and holding time requirements met?	☐Yes ☐No ☑ See case narrative
1B	*EPH Method:* Was the EPH method conducted without significant modifications? (see Section 11.3 of respective DKQ methods)	☐Yes ☐No ☑N/A
2	Were all samples received by the laboratory in a condition consistent with that described on the associated chain-of-custody documents(s)?	☐Yes ☐No ☑ See case narrative
3	Were samples received at an appropriate temperature (4±2° C)?	☑Yes ☐No ☐N/A
4	Were all QA/QC performance criteria specified in the NJDEP DKQP standards achieved?	☐Yes ☑No
5	a) Were reporting limits specified or referenced on the chain-of-custody or communicated to the laboratory prior to sample receipt?	☐Yes ☐No ☑ See case narrative
	b) Were these reporting limits met?	☐Yes ☐No ☐N/A ☑ See case narrative
6	For each analytical method referenced in this laboratory report package, were results reported for all constituents identified in the method-specific analyte lists presented in the DKQP documents and/or site-specific QAPP?	☑Yes ☐No
7	Are project-specific matrix spike and/or laboratory duplicates included in this data set?	☑Yes ☐No

Notes: For all questions to which the response was "No" (with the exception of question #7), additional information should be provided in an attached narrative. If the answer to question #1, #1A, or #1B is "No", the data package does not meet requirements for "Data of Known Quality."

CASE NARRATIVE

Client: Cornerstone Environmental Group, LLC

Project: FORD Ringwood Mines E203361 (2024)

Report Number: 460-298820-1

This case narrative is in the form of an exception report, where only the anomalies related to this report, method specific performance and/or QA/QC issues are discussed. If there are no issues to report, this narrative will include a statement that documents that there are no relevant data issues.

It should be noted that samples with elevated Reporting Limits (RLs) as a result of a dilution may not be able to satisfy customer reporting limits in some cases. Such increases in the RLs are unavoidable but acceptable consequence of sample dilution that enables quantification of target analytes or interferences which exceed the calibration range of the instrument.

Calculations are performed before rounding to avoid round-off errors in calculated results.

All holding times were met and proper preservation noted for the methods performed on these samples, unless otherwise detailed in the individual sections below.

RECEIPT
The samples were received on 02/23/2024; the samples arrived in good condition, properly preserved and on ice. The temperature of the coolers at receipt was 1.7 C.

Note: All samples which require thermal preservation are considered acceptable if the arrival temperature is within 2C of the required temperature or method specified range. For samples with a specified temperature of 4C, samples with a temperature ranging from just above freezing temperature of water to 6C shall be acceptable. Samples that are hand delivered immediately following collection may not meet these criteria, however they will be deemed acceptable according to NELAC standards, if there is evidence that the chilling process has begun, such as arrival on ice, etc.

VOLATILE ORGANIC COMPOUNDS (GC/MS) DKQP (TOTAL)
Samples RW-14S (135-153)-022324 (460-298820-1), RW-14D (175-185)-022324 (460-298820-2), RW-15S (110-120)-022324 (460-298820-3), DUP-03-022324 (460-298820-4), RW-15D (127-137)-022324 (460-298820-5) and FB-03-022324 (460-298820-6) were analyzed for Volatile Organic Compounds (GC/MS) DKQP (Total) in accordance with EPA SW-846 Method 8260D (DKQP). The samples were analyzed on 03/01/2024.

The continuing calibration verification (CCV) associated with batch 460-962030 recovered above the upper control limit for 1,2,3-Trichlorobenzene and Methyl acetate. The samples associated with this CCV were non-detects for the affected analytes; therefore, the data have been reported.

1,2,3-Trichlorobenzene failed the recovery criteria high for LCS 460-962030/3. Refer to the QC report for details.

1,2,3-Trichlorobenzene failed the recovery criteria high for the MSD of sample RW-14D (175-185)-022324MSD (460-298820-2) in batch 460-962030. 1,2,3-Trichlorobenzene and Bromomethane exceeded the RPD limit.

1,2,3-Trichlorobenzene failed the recovery criteria high for the MSD of sample RW-14D (175-185)-022324MSD (460-298820-2) in batch 460-962030. 1,2,3-Trichlorobenzene and Bromomethane exceeded the RPD limit.

Refer to the QC report for details.

No other difficulties were encountered during the Volatiles analysis.

All other quality control parameters were within the acceptance limits.

VOLATILE ORGANIC COMPOUNDS (GC/MS) - SELECTED ION MODE (SIM) DKQP (TOTAL)
Samples RW-14S (135-153)-022324 (460-298820-1), RW-14D (175-185)-022324 (460-298820-2), RW-15S (110-120)-022324 (460-298820-3), DUP-03-022324 (460-298820-4), RW-15D (127-137)-022324 (460-298820-5) and FB-03-022324 (460-298820-6) were analyzed for Volatile Organic Compounds (GC/MS) - Selected Ion Mode (SIM) DKQP (Total) in accordance with EPA SW-846 Method 8260D (DKQP) - Selected Ion Mode (SIM) DKQP. The samples were analyzed on 03/04/2024.

No difficulties were encountered during the VOA SIM analysis.

All quality control parameters were within the acceptance limits.

SEMIVOLATILE ORGANIC COMPOUNDS - SELECTED ION MODE (SIM) - ISOTOPE DILUTION - 1,4 DIOXANE
Samples RW-14S (135-153)-022324 (460-298820-1), RW-14D (175-185)-022324 (460-298820-2), RW-15S (110-120)-022324 (460-298820-3), DUP-03-022324 (460-298820-4), RW-15D (127-137)-022324 (460-298820-5) and FB-03-022324 (460-298820-6) were analyzed for semivolatile organic compounds - Selected Ion Mode (SIM) - Isotope Dilution - 1,4 Dioxane in accordance with EPA SW-846 Method 8270E SIM 1,4Dioxane. The samples were prepared on 02/27/2024 and analyzed on 02/28/2024.

No difficulties were encountered during the 1,4 Dioxane analysis.

All quality control parameters were within the acceptance limits.

METALS DKQP (DISSOLVED)(ICP/MS)
Samples RW-14S (135-153)-022324 (460-298820-1), RW-14D (175-185)-022324 (460-298820-2), RW-15S (110-120)-022324 (460-298820-3), DUP-03-022324 (460-298820-4), RW-15D (127-137)-022324 (460-298820-5) and FB-03-022324 (460-298820-6) were analyzed for Metals DKQP (Dissolved)(ICP/MS) in accordance with EPA SW-846 Method 6020B (DKQP). The samples were prepared and analyzed on 02/28/2024.

The following samples were not filtered and preserved within 15 minutes of sample collection in accordance with 40 CFR Part 136 Table II, Footnote 7, method 6020B. The samples were filtered prior to analysis at the laboratory.

RW-14S (135-153)-022324 (460-298820-1), RW-14D (175-185)-022324 (460-298820-2), RW-14D (175-185)-022324 (460-298820-2[MS]), RW-14D (175-185)-022324 (460-298820-2[MSD]), RW-15S (110-120)-022324 (460-298820-3), DUP-03-022324 (460-298820-4), RW-15D (127-137)-022324 (460-298820-5), FB-03-022324 (460-298820-6) and (460-298820-F-2 DU)

No other difficulties were encountered during the Metals DKQP (Dissolved)(ICP/MS) analysis.

All other quality control parameters were within the acceptance limits.

METALS DKQP (TOTAL)(ICP/MS)
Samples RW-14S (135-153)-022324 (460-298820-1), RW-14D (175-185)-022324 (460-298820-2), RW-15S (110-120)-022324 (460-298820-3), DUP-03-022324 (460-298820-4), RW-15D (127-137)-022324 (460-298820-5) and FB-03-022324 (460-298820-6) were analyzed for Metals DKQP (Total)(ICP/MS) in accordance with EPA SW-846 Method 6020B (DKQP). The samples were prepared and analyzed on 03/06/2024.

Arsenic exceeded the RPD limit for the duplicate of sample RW-14D (175-185)-022324DU (460-298820-2). Refer to the QC report for details.

No other difficulties were encountered during the Metals DKQP (Total)(ICP/MS) analysis.

All other quality control parameters were within the acceptance limits.

Detection Summary

Client: Cornerstone Environmental Group, LLC
Project/Site: FORD Ringwood Mines E203361 (2024)

Job ID: 460-298820-1

Client Sample ID: RW-14S (135-153)-022324 — Lab Sample ID: 460-298820-1

Analyte	Result	Qualifier	RL	MDL	Unit	Dil Fac	D	Method	Prep Type
Lead	0.51	J	1.2	0.42	ug/L	1		6020B	Total Recoverable

Client Sample ID: RW-14D (175-185)-022324 — Lab Sample ID: 460-298820-2

Analyte	Result	Qualifier	RL	MDL	Unit	Dil Fac	D	Method	Prep Type
Arsenic	2.3		2.0	1.2	ug/L	1		6020B	Total Recoverable
Arsenic	1.6	J	2.0	1.2	ug/L	1		6020B	Dissolved

Client Sample ID: RW-15S (110-120)-022324 — Lab Sample ID: 460-298820-3

Analyte	Result	Qualifier	RL	MDL	Unit	Dil Fac	D	Method	Prep Type
1,4-Dioxane	0.81		0.40	0.33	ug/L	1		8260D SIM	Total/NA
Carbon disulfide	0.90	J	1.0	0.82	ug/L	1		8260D	Total/NA
Toluene	1.0		1.0	0.38	ug/L	1		8260D	Total/NA
1,4-Dioxane	0.55		0.20	0.072	ug/L	1		8270E SIM ID	Total/NA
Arsenic	2.8		2.0	1.2	ug/L	1		6020B	Total Recoverable
Arsenic	3.1		2.0	1.2	ug/L	1		6020B	Dissolved

Client Sample ID: DUP-03-022324 — Lab Sample ID: 460-298820-4

Analyte	Result	Qualifier	RL	MDL	Unit	Dil Fac	D	Method	Prep Type
1,4-Dioxane	0.89		0.40	0.33	ug/L	1		8260D SIM	Total/NA
Carbon disulfide	0.98	J	1.0	0.82	ug/L	1		8260D	Total/NA
Toluene	1.0		1.0	0.38	ug/L	1		8260D	Total/NA
1,4-Dioxane	0.51		0.20	0.072	ug/L	1		8270E SIM ID	Total/NA
Arsenic	2.2		2.0	1.2	ug/L	1		6020B	Total Recoverable
Arsenic	3.5		2.0	1.2	ug/L	1		6020B	Dissolved

Client Sample ID: RW-15D (127-137)-022324 — Lab Sample ID: 460-298820-5

Analyte	Result	Qualifier	RL	MDL	Unit	Dil Fac	D	Method	Prep Type
1,4-Dioxane	1.2		0.40	0.33	ug/L	1		8260D SIM	Total/NA
2-Butanone (MEK)	2.0	J	5.0	1.9	ug/L	1		8260D	Total/NA
Acetone	15		5.0	4.4	ug/L	1		8260D	Total/NA
Carbon disulfide	3.7		1.0	0.82	ug/L	1		8260D	Total/NA
Toluene	0.87	J	1.0	0.38	ug/L	1		8260D	Total/NA
Vinyl chloride	0.53	J	1.0	0.17	ug/L	1		8260D	Total/NA
1,4-Dioxane	0.31		0.20	0.072	ug/L	1		8270E SIM ID	Total/NA
Arsenic	9.7		2.0	1.2	ug/L	1		6020B	Total Recoverable
Lead	0.61	J	1.2	0.42	ug/L	1		6020B	Total Recoverable
Arsenic	9.2		2.0	1.2	ug/L	1		6020B	Dissolved

Client Sample ID: FB-03-022324 — Lab Sample ID: 460-298820-6

No Detections.

This Detection Summary does not include radiochemical test results.

Eurofins Edison

Client Sample Results

Client: Cornerstone Environmental Group, LLC
Project/Site: FORD Ringwood Mines E203361 (2024)

Job ID: 460-298820-1

Client Sample ID: RW-14S (135-153)-022324

Lab Sample ID: 460-298820-1
Date Collected: 02/23/24 09:30
Matrix: Water
Date Received: 02/23/24 18:00

Method: SW846 8260D SIM - Volatile Organic Compounds (GC/MS)

Analyte	Result	Qualifier	RL	MDL	Unit	D	Prepared	Analyzed	Dil Fac
1,2,3-Trichloropropane	0.012	U	0.030	0.012	ug/L			03/04/24 12:49	1
1,2-Dibromo-3-Chloropropane	0.010	U	0.020	0.010	ug/L			03/04/24 12:49	1
1,4-Dioxane	0.33	U	0.40	0.33	ug/L			03/04/24 12:49	1
Ethylene Dibromide	0.0079	U	0.020	0.0079	ug/L			03/04/24 12:49	1

Surrogate	*%Recovery*	*Qualifier*	*Limits*	*Prepared*	*Analyzed*	*Dil Fac*
4-Bromofluorobenzene	*102*		*70 - 130*		*03/04/24 12:49*	*1*

Method: SW846 8260D - Volatile Organic Compounds by GC/MS

Analyte	Result	Qualifier	RL	MDL	Unit	D	Prepared	Analyzed	Dil Fac
1,1,1-Trichloroethane	0.24	U	1.0	0.24	ug/L			03/01/24 16:56	1
1,1,2,2-Tetrachloroethane	0.37	U	1.0	0.37	ug/L			03/01/24 16:56	1
1,1,2-Trichloro-1,2,2-trifluoroethane	0.31	U	1.0	0.31	ug/L			03/01/24 16:56	1
1,1,2-Trichloroethane	0.20	U	1.0	0.20	ug/L			03/01/24 16:56	1
1,1-Dichloroethane	0.26	U	1.0	0.26	ug/L			03/01/24 16:56	1
1,1-Dichloroethene	0.26	U	1.0	0.26	ug/L			03/01/24 16:56	1
1,2,3-Trichlorobenzene	0.36	U *+	1.0	0.36	ug/L			03/01/24 16:56	1
1,2,4-Trichlorobenzene	0.37	U	1.0	0.37	ug/L			03/01/24 16:56	1
1,2-Dichlorobenzene	0.21	U	1.0	0.21	ug/L			03/01/24 16:56	1
1,2-Dichloroethane	0.43	U	1.0	0.43	ug/L			03/01/24 16:56	1
1,2-Dichloropropane	0.35	U	1.0	0.35	ug/L			03/01/24 16:56	1
1,3-Dichlorobenzene	0.34	U	1.0	0.34	ug/L			03/01/24 16:56	1
1,4-Dichlorobenzene	0.33	U	1.0	0.33	ug/L			03/01/24 16:56	1
2-Butanone (MEK)	1.9	U	5.0	1.9	ug/L			03/01/24 16:56	1
2-Hexanone	1.1	U	5.0	1.1	ug/L			03/01/24 16:56	1
4-Methyl-2-pentanone (MIBK)	1.3	U	5.0	1.3	ug/L			03/01/24 16:56	1
Acetone	4.4	U	5.0	4.4	ug/L			03/01/24 16:56	1
Benzene	0.20	U	1.0	0.20	ug/L			03/01/24 16:56	1
Bromoform	0.54	U	1.0	0.54	ug/L			03/01/24 16:56	1
Bromomethane	0.55	U	1.0	0.55	ug/L			03/01/24 16:56	1
Carbon disulfide	0.82	U	1.0	0.82	ug/L			03/01/24 16:56	1
Carbon tetrachloride	0.21	U	1.0	0.21	ug/L			03/01/24 16:56	1
Chlorobenzene	0.38	U	1.0	0.38	ug/L			03/01/24 16:56	1
Chlorobromomethane	0.41	U	1.0	0.41	ug/L			03/01/24 16:56	1
Chlorodibromomethane	0.28	U	1.0	0.28	ug/L			03/01/24 16:56	1
Chloroethane	0.32	U	1.0	0.32	ug/L			03/01/24 16:56	1
Chloroform	0.33	U	1.0	0.33	ug/L			03/01/24 16:56	1
Chloromethane	0.40	U	1.0	0.40	ug/L			03/01/24 16:56	1
cis-1,2-Dichloroethene	0.22	U	1.0	0.22	ug/L			03/01/24 16:56	1
cis-1,3-Dichloropropene	0.22	U	1.0	0.22	ug/L			03/01/24 16:56	1
Cyclohexane	0.32	U	1.0	0.32	ug/L			03/01/24 16:56	1
Dichlorobromomethane	0.34	U	1.0	0.34	ug/L			03/01/24 16:56	1
Dichlorodifluoromethane	0.31	U	1.0	0.31	ug/L			03/01/24 16:56	1
Ethylbenzene	0.30	U	1.0	0.30	ug/L			03/01/24 16:56	1
Isopropylbenzene	0.34	U	1.0	0.34	ug/L			03/01/24 16:56	1
Methyl acetate	0.79	U	5.0	0.79	ug/L			03/01/24 16:56	1
Methyl tert-butyl ether	0.22	U	1.0	0.22	ug/L			03/01/24 16:56	1
Methylcyclohexane	0.71	U	1.0	0.71	ug/L			03/01/24 16:56	1
Methylene Chloride	0.32	U	1.0	0.32	ug/L			03/01/24 16:56	1
Styrene	0.42	U	1.0	0.42	ug/L			03/01/24 16:56	1

Client Sample ID: RW-14S (135-153)-022324

Lab Sample ID: 460-298820-1
Date Collected: 02/23/24 09:30
Matrix: Water
Date Received: 02/23/24 18:00

Method: SW846 8260D - Volatile Organic Compounds by GC/MS (Continued)

Analyte	Result	Qualifier	RL	MDL	Unit	D	Prepared	Analyzed	Dil Fac
Tetrachloroethene	0.25	U	1.0	0.25	ug/L			03/01/24 16:56	1
Toluene	0.38	U	1.0	0.38	ug/L			03/01/24 16:56	1
trans-1,2-Dichloroethene	0.24	U	1.0	0.24	ug/L			03/01/24 16:56	1
trans-1,3-Dichloropropene	0.22	U	1.0	0.22	ug/L			03/01/24 16:56	1
Trichloroethene	0.31	U	1.0	0.31	ug/L			03/01/24 16:56	1
Trichlorofluoromethane	0.32	U	1.0	0.32	ug/L			03/01/24 16:56	1
Vinyl chloride	0.17	U	1.0	0.17	ug/L			03/01/24 16:56	1
Xylenes, Total	0.65	U	2.0	0.65	ug/L			03/01/24 16:56	1

Surrogate	*%Recovery*	*Qualifier*	*Limits*	*Prepared*	*Analyzed*	*Dil Fac*
1,2-Dichloroethane-d4 (Surr)	*81*		*70 - 130*		*03/01/24 16:56*	*1*
4-Bromofluorobenzene	*92*		*70 - 130*		*03/01/24 16:56*	*1*
Dibromofluoromethane (Surr)	*90*		*70 - 130*		*03/01/24 16:56*	*1*
Toluene-d8 (Surr)	*84*		*70 - 130*		*03/01/24 16:56*	*1*

Method: SW846 8270E SIM ID - Semivolatile Organic Compounds (GC/MS SIM / Isotope Dilution)

Analyte	Result	Qualifier	RL	MDL	Unit	D	Prepared	Analyzed	Dil Fac
1,4-Dioxane	0.072	U	0.20	0.072	ug/L		02/27/24 21:05	02/28/24 09:54	1

Isotope Dilution	*%Recovery*	*Qualifier*	*Limits*	*Prepared*	*Analyzed*	*Dil Fac*
1,4-Dioxane-d8	*28*		*10 - 150*	*02/27/24 21:05*	*02/28/24 09:54*	*1*

Method: SW846 6020B - Metals (ICP/MS) - Total Recoverable

Analyte	Result	Qualifier	RL	MDL	Unit	D	Prepared	Analyzed	Dil Fac
Arsenic	1.2	U	2.0	1.2	ug/L		03/06/24 08:15	03/06/24 21:43	1
Lead	**0.51**	**J**	1.2	0.42	ug/L		03/06/24 08:15	03/06/24 21:43	1

Method: SW846 6020B - Metals (ICP/MS) - Dissolved

Analyte	Result	Qualifier	RL	MDL	Unit	D	Prepared	Analyzed	Dil Fac
Arsenic	1.2	U	2.0	1.2	ug/L		02/28/24 22:42	02/28/24 23:41	1
Lead	0.42	U	1.2	0.42	ug/L		02/28/24 22:42	02/28/24 23:41	1

Client Sample ID: RW-14D (175-185)-022324

Lab Sample ID: 460-298820-2
Date Collected: 02/23/24 10:00
Matrix: Water
Date Received: 02/23/24 18:00

Method: SW846 8260D SIM - Volatile Organic Compounds (GC/MS)

Analyte	Result	Qualifier	RL	MDL	Unit	D	Prepared	Analyzed	Dil Fac
1,2,3-Trichloropropane	0.012	U	0.030	0.012	ug/L			03/04/24 11:01	1
1,2-Dibromo-3-Chloropropane	0.010	U	0.020	0.010	ug/L			03/04/24 11:01	1
1,4-Dioxane	0.33	U	0.40	0.33	ug/L			03/04/24 11:01	1
Ethylene Dibromide	0.0079	U	0.020	0.0079	ug/L			03/04/24 11:01	1

Surrogate	*%Recovery*	*Qualifier*	*Limits*	*Prepared*	*Analyzed*	*Dil Fac*
4-Bromofluorobenzene	*104*		*70 - 130*		*03/04/24 11:01*	*1*

Method: SW846 8260D - Volatile Organic Compounds by GC/MS

Analyte	Result	Qualifier	RL	MDL	Unit	D	Prepared	Analyzed	Dil Fac
1,1,1-Trichloroethane	0.24	U	1.0	0.24	ug/L			03/01/24 17:22	1
1,1,2,2-Tetrachloroethane	0.37	U	1.0	0.37	ug/L			03/01/24 17:22	1
1,1,2-Trichloro-1,2,2-trifluoroethane	0.31	U	1.0	0.31	ug/L			03/01/24 17:22	1
1,1,2-Trichloroethane	0.20	U	1.0	0.20	ug/L			03/01/24 17:22	1

Client Sample ID: RW-14D (175-185)-022324

Lab Sample ID: 460-298820-2

Date Collected: 02/23/24 10:00

Matrix: Water

Date Received: 02/23/24 18:00

Method: SW846 8260D - Volatile Organic Compounds by GC/MS (Continued)

Analyte	Result	Qualifier	RL	MDL	Unit	D	Prepared	Analyzed	Dil Fac
1,1-Dichloroethane	0.26	U	1.0	0.26	ug/L			03/01/24 17:22	1
1,1-Dichloroethene	0.26	U	1.0	0.26	ug/L			03/01/24 17:22	1
1,2,3-Trichlorobenzene	0.36	U F2 F1 *+	1.0	0.36	ug/L			03/01/24 17:22	1
1,2,4-Trichlorobenzene	0.37	U	1.0	0.37	ug/L			03/01/24 17:22	1
1,2-Dichlorobenzene	0.21	U	1.0	0.21	ug/L			03/01/24 17:22	1
1,2-Dichloroethane	0.43	U	1.0	0.43	ug/L			03/01/24 17:22	1
1,2-Dichloropropane	0.35	U	1.0	0.35	ug/L			03/01/24 17:22	1
1,3-Dichlorobenzene	0.34	U	1.0	0.34	ug/L			03/01/24 17:22	1
1,4-Dichlorobenzene	0.33	U	1.0	0.33	ug/L			03/01/24 17:22	1
2-Butanone (MEK)	1.9	U	5.0	1.9	ug/L			03/01/24 17:22	1
2-Hexanone	1.1	U	5.0	1.1	ug/L			03/01/24 17:22	1
4-Methyl-2-pentanone (MIBK)	1.3	U	5.0	1.3	ug/L			03/01/24 17:22	1
Acetone	4.4	U	5.0	4.4	ug/L			03/01/24 17:22	1
Benzene	0.20	U	1.0	0.20	ug/L			03/01/24 17:22	1
Bromoform	0.54	U	1.0	0.54	ug/L			03/01/24 17:22	1
Bromomethane	0.55	U F2	1.0	0.55	ug/L			03/01/24 17:22	1
Carbon disulfide	0.82	U	1.0	0.82	ug/L			03/01/24 17:22	1
Carbon tetrachloride	0.21	U	1.0	0.21	ug/L			03/01/24 17:22	1
Chlorobenzene	0.38	U	1.0	0.38	ug/L			03/01/24 17:22	1
Chlorobromomethane	0.41	U	1.0	0.41	ug/L			03/01/24 17:22	1
Chlorodibromomethane	0.28	U	1.0	0.28	ug/L			03/01/24 17:22	1
Chloroethane	0.32	U	1.0	0.32	ug/L			03/01/24 17:22	1
Chloroform	0.33	U	1.0	0.33	ug/L			03/01/24 17:22	1
Chloromethane	0.40	U	1.0	0.40	ug/L			03/01/24 17:22	1
cis-1,2-Dichloroethene	0.22	U	1.0	0.22	ug/L			03/01/24 17:22	1
cis-1,3-Dichloropropene	0.22	U	1.0	0.22	ug/L			03/01/24 17:22	1
Cyclohexane	0.32	U	1.0	0.32	ug/L			03/01/24 17:22	1
Dichlorobromomethane	0.34	U	1.0	0.34	ug/L			03/01/24 17:22	1
Dichlorodifluoromethane	0.31	U	1.0	0.31	ug/L			03/01/24 17:22	1
Ethylbenzene	0.30	U	1.0	0.30	ug/L			03/01/24 17:22	1
Isopropylbenzene	0.34	U	1.0	0.34	ug/L			03/01/24 17:22	1
Methyl acetate	0.79	U	5.0	0.79	ug/L			03/01/24 17:22	1
Methyl tert-butyl ether	0.22	U	1.0	0.22	ug/L			03/01/24 17:22	1
Methylcyclohexane	0.71	U	1.0	0.71	ug/L			03/01/24 17:22	1
Methylene Chloride	0.32	U	1.0	0.32	ug/L			03/01/24 17:22	1
Styrene	0.42	U	1.0	0.42	ug/L			03/01/24 17:22	1
Tetrachloroethene	0.25	U	1.0	0.25	ug/L			03/01/24 17:22	1
Toluene	0.38	U	1.0	0.38	ug/L			03/01/24 17:22	1
trans-1,2-Dichloroethene	0.24	U	1.0	0.24	ug/L			03/01/24 17:22	1
trans-1,3-Dichloropropene	0.22	U	1.0	0.22	ug/L			03/01/24 17:22	1
Trichloroethene	0.31	U	1.0	0.31	ug/L			03/01/24 17:22	1
Trichlorofluoromethane	0.32	U	1.0	0.32	ug/L			03/01/24 17:22	1
Vinyl chloride	0.17	U	1.0	0.17	ug/L			03/01/24 17:22	1
Xylenes, Total	0.65	U	2.0	0.65	ug/L			03/01/24 17:22	1

Surrogate	*%Recovery*	*Qualifier*	*Limits*	*Prepared*	*Analyzed*	*Dil Fac*
1,2-Dichloroethane-d4 (Surr)	*89*		*70 - 130*		*03/01/24 17:22*	*1*
4-Bromofluorobenzene	*103*		*70 - 130*		*03/01/24 17:22*	*1*
Dibromofluoromethane (Surr)	*99*		*70 - 130*		*03/01/24 17:22*	*1*
Toluene-d8 (Surr)	*95*		*70 - 130*		*03/01/24 17:22*	*1*

Client Sample Results

Client: Cornerstone Environmental Group, LLC
Project/Site: FORD Ringwood Mines E203361 (2024)

Job ID: 460-298820-1

Client Sample ID: RW-14D (175-185)-022324

Lab Sample ID: 460-298820-2
Date Collected: 02/23/24 10:00
Matrix: Water
Date Received: 02/23/24 18:00

Method: SW846 8270E SIM ID - Semivolatile Organic Compounds (GC/MS SIM / Isotope Dilution)

Analyte	Result	Qualifier	RL	MDL	Unit	D	Prepared	Analyzed	Dil Fac
1,4-Dioxane	0.072	U	0.20	0.072	ug/L		02/27/24 21:05	02/28/24 09:07	1

Isotope Dilution	*%Recovery*	*Qualifier*	*Limits*	*Prepared*	*Analyzed*	*Dil Fac*
1,4-Dioxane-d8	*34*		*10 - 150*	*02/27/24 21:05*	*02/28/24 09:07*	*1*

Method: SW846 6020B - Metals (ICP/MS) - Total Recoverable

Analyte	Result	Qualifier	RL	MDL	Unit	D	Prepared	Analyzed	Dil Fac
Arsenic	**2.3**		2.0	1.2	ug/L		03/06/24 08:15	03/06/24 14:27	1
Lead	0.42	U	1.2	0.42	ug/L		03/06/24 08:15	03/06/24 14:27	1

Method: SW846 6020B - Metals (ICP/MS) - Dissolved

Analyte	Result	Qualifier	RL	MDL	Unit	D	Prepared	Analyzed	Dil Fac
Arsenic	**1.6**	**J**	2.0	1.2	ug/L		02/28/24 22:42	02/28/24 23:34	1
Lead	0.42	U	1.2	0.42	ug/L		02/28/24 22:42	02/28/24 23:34	1

Client Sample ID: RW-15S (110-120)-022324

Lab Sample ID: 460-298820-3
Date Collected: 02/23/24 10:50
Matrix: Water
Date Received: 02/23/24 18:00

Method: SW846 8260D SIM - Volatile Organic Compounds (GC/MS)

Analyte	Result	Qualifier	RL	MDL	Unit	D	Prepared	Analyzed	Dil Fac
1,2,3-Trichloropropane	0.012	U	0.030	0.012	ug/L			03/04/24 13:11	1
1,2-Dibromo-3-Chloropropane	0.010	U	0.020	0.010	ug/L			03/04/24 13:11	1
1,4-Dioxane	**0.81**		0.40	0.33	ug/L			03/04/24 13:11	1
Ethylene Dibromide	0.0079	U	0.020	0.0079	ug/L			03/04/24 13:11	1

Surrogate	*%Recovery*	*Qualifier*	*Limits*	*Prepared*	*Analyzed*	*Dil Fac*
4-Bromofluorobenzene	*103*		*70 - 130*		*03/04/24 13:11*	*1*

Method: SW846 8260D - Volatile Organic Compounds by GC/MS

Analyte	Result	Qualifier	RL	MDL	Unit	D	Prepared	Analyzed	Dil Fac
1,1,1-Trichloroethane	0.24	U	1.0	0.24	ug/L			03/01/24 17:48	1
1,1,2,2-Tetrachloroethane	0.37	U	1.0	0.37	ug/L			03/01/24 17:48	1
1,1,2-Trichloro-1,2,2-trifluoroethane	0.31	U	1.0	0.31	ug/L			03/01/24 17:48	1
1,1,2-Trichloroethane	0.20	U	1.0	0.20	ug/L			03/01/24 17:48	1
1,1-Dichloroethane	0.26	U	1.0	0.26	ug/L			03/01/24 17:48	1
1,1-Dichloroethene	0.26	U	1.0	0.26	ug/L			03/01/24 17:48	1
1,2,3-Trichlorobenzene	0.36	U *+	1.0	0.36	ug/L			03/01/24 17:48	1
1,2,4-Trichlorobenzene	0.37	U	1.0	0.37	ug/L			03/01/24 17:48	1
1,2-Dichlorobenzene	0.21	U	1.0	0.21	ug/L			03/01/24 17:48	1
1,2-Dichloroethane	0.43	U	1.0	0.43	ug/L			03/01/24 17:48	1
1,2-Dichloropropane	0.35	U	1.0	0.35	ug/L			03/01/24 17:48	1
1,3-Dichlorobenzene	0.34	U	1.0	0.34	ug/L			03/01/24 17:48	1
1,4-Dichlorobenzene	0.33	U	1.0	0.33	ug/L			03/01/24 17:48	1
2-Butanone (MEK)	1.9	U	5.0	1.9	ug/L			03/01/24 17:48	1
2-Hexanone	1.1	U	5.0	1.1	ug/L			03/01/24 17:48	1
4-Methyl-2-pentanone (MIBK)	1.3	U	5.0	1.3	ug/L			03/01/24 17:48	1
Acetone	4.4	U	5.0	4.4	ug/L			03/01/24 17:48	1
Benzene	0.20	U	1.0	0.20	ug/L			03/01/24 17:48	1
Bromoform	0.54	U	1.0	0.54	ug/L			03/01/24 17:48	1
Bromomethane	0.55	U	1.0	0.55	ug/L			03/01/24 17:48	1
Carbon disulfide	**0.90**	**J**	1.0	0.82	ug/L			03/01/24 17:48	1

Client Sample ID: RW-15S (110-120)-022324

Lab Sample ID: 460-298820-3

Date Collected: 02/23/24 10:50
Matrix: Water
Date Received: 02/23/24 18:00

Method: SW846 8260D - Volatile Organic Compounds by GC/MS (Continued)

Analyte	Result	Qualifier	RL	MDL	Unit	D	Prepared	Analyzed	Dil Fac
Carbon tetrachloride	0.21	U	1.0	0.21	ug/L			03/01/24 17:48	1
Chlorobenzene	0.38	U	1.0	0.38	ug/L			03/01/24 17:48	1
Chlorobromomethane	0.41	U	1.0	0.41	ug/L			03/01/24 17:48	1
Chlorodibromomethane	0.28	U	1.0	0.28	ug/L			03/01/24 17:48	1
Chloroethane	0.32	U	1.0	0.32	ug/L			03/01/24 17:48	1
Chloroform	0.33	U	1.0	0.33	ug/L			03/01/24 17:48	1
Chloromethane	0.40	U	1.0	0.40	ug/L			03/01/24 17:48	1
cis-1,2-Dichloroethene	0.22	U	1.0	0.22	ug/L			03/01/24 17:48	1
cis-1,3-Dichloropropene	0.22	U	1.0	0.22	ug/L			03/01/24 17:48	1
Cyclohexane	0.32	U	1.0	0.32	ug/L			03/01/24 17:48	1
Dichlorobromomethane	0.34	U	1.0	0.34	ug/L			03/01/24 17:48	1
Dichlorodifluoromethane	0.31	U	1.0	0.31	ug/L			03/01/24 17:48	1
Ethylbenzene	0.30	U	1.0	0.30	ug/L			03/01/24 17:48	1
Isopropylbenzene	0.34	U	1.0	0.34	ug/L			03/01/24 17:48	1
Methyl acetate	0.79	U	5.0	0.79	ug/L			03/01/24 17:48	1
Methyl tert-butyl ether	0.22	U	1.0	0.22	ug/L			03/01/24 17:48	1
Methylcyclohexane	0.71	U	1.0	0.71	ug/L			03/01/24 17:48	1
Methylene Chloride	0.32	U	1.0	0.32	ug/L			03/01/24 17:48	1
Styrene	0.42	U	1.0	0.42	ug/L			03/01/24 17:48	1
Tetrachloroethene	0.25	U	1.0	0.25	ug/L			03/01/24 17:48	1
Toluene	**1.0**		1.0	0.38	ug/L			03/01/24 17:48	1
trans-1,2-Dichloroethene	0.24	U	1.0	0.24	ug/L			03/01/24 17:48	1
trans-1,3-Dichloropropene	0.22	U	1.0	0.22	ug/L			03/01/24 17:48	1
Trichloroethene	0.31	U	1.0	0.31	ug/L			03/01/24 17:48	1
Trichlorofluoromethane	0.32	U	1.0	0.32	ug/L			03/01/24 17:48	1
Vinyl chloride	0.17	U	1.0	0.17	ug/L			03/01/24 17:48	1
Xylenes, Total	0.65	U	2.0	0.65	ug/L			03/01/24 17:48	1

Surrogate	*%Recovery*	*Qualifier*	*Limits*	*Prepared*	*Analyzed*	*Dil Fac*
1,2-Dichloroethane-d4 (Surr)	*92*		*70 - 130*		*03/01/24 17:48*	*1*
4-Bromofluorobenzene	*104*		*70 - 130*		*03/01/24 17:48*	*1*
Dibromofluoromethane (Surr)	*100*		*70 - 130*		*03/01/24 17:48*	*1*
Toluene-d8 (Surr)	*95*		*70 - 130*		*03/01/24 17:48*	*1*

Method: SW846 8270E SIM ID - Semivolatile Organic Compounds (GC/MS SIM / Isotope Dilution)

Analyte	Result	Qualifier	RL	MDL	Unit	D	Prepared	Analyzed	Dil Fac
1,4-Dioxane	**0.55**		0.20	0.072	ug/L		02/27/24 21:05	02/28/24 10:09	1

Isotope Dilution	*%Recovery*	*Qualifier*	*Limits*	*Prepared*	*Analyzed*	*Dil Fac*
1,4-Dioxane-d8	*42*		*10 - 150*	*02/27/24 21:05*	*02/28/24 10:09*	*1*

Method: SW846 6020B - Metals (ICP/MS) - Total Recoverable

Analyte	Result	Qualifier	RL	MDL	Unit	D	Prepared	Analyzed	Dil Fac
Arsenic	**2.8**		2.0	1.2	ug/L		03/06/24 08:15	03/06/24 21:46	1
Lead	0.42	U	1.2	0.42	ug/L		03/06/24 08:15	03/06/24 21:46	1

Method: SW846 6020B - Metals (ICP/MS) - Dissolved

Analyte	Result	Qualifier	RL	MDL	Unit	D	Prepared	Analyzed	Dil Fac
Arsenic	**3.1**		2.0	1.2	ug/L		02/28/24 22:42	02/28/24 23:50	1
Lead	0.42	U	1.2	0.42	ug/L		02/28/24 22:42	02/28/24 23:50	1

Client Sample Results

Client: Cornerstone Environmental Group, LLC
Project/Site: FORD Ringwood Mines E203361 (2024)

Job ID: 460-298820-1

Client Sample ID: DUP-03-022324

Lab Sample ID: 460-298820-4

Date Collected: 02/23/24 12:00
Matrix: Water
Date Received: 02/23/24 18:00

Method: SW846 8260D SIM - Volatile Organic Compounds (GC/MS)

Analyte	Result	Qualifier	RL	MDL	Unit	D	Prepared	Analyzed	Dil Fac
1,2,3-Trichloropropane	0.012	U	0.030	0.012	ug/L			03/04/24 13:33	1
1,2-Dibromo-3-Chloropropane	0.010	U	0.020	0.010	ug/L			03/04/24 13:33	1
1,4-Dioxane	**0.89**		0.40	0.33	ug/L			03/04/24 13:33	1
Ethylene Dibromide	0.0079	U	0.020	0.0079	ug/L			03/04/24 13:33	1

Surrogate	*%Recovery*	*Qualifier*	*Limits*	*Prepared*	*Analyzed*	*Dil Fac*
4-Bromofluorobenzene	*102*		*70 - 130*		*03/04/24 13:33*	*1*

Method: SW846 8260D - Volatile Organic Compounds by GC/MS

Analyte	Result	Qualifier	RL	MDL	Unit	D	Prepared	Analyzed	Dil Fac
1,1,1-Trichloroethane	0.24	U	1.0	0.24	ug/L			03/01/24 18:14	1
1,1,2,2-Tetrachloroethane	0.37	U	1.0	0.37	ug/L			03/01/24 18:14	1
1,1,2-Trichloro-1,2,2-trifluoroethane	0.31	U	1.0	0.31	ug/L			03/01/24 18:14	1
1,1,2-Trichloroethane	0.20	U	1.0	0.20	ug/L			03/01/24 18:14	1
1,1-Dichloroethane	0.26	U	1.0	0.26	ug/L			03/01/24 18:14	1
1,1-Dichloroethene	0.26	U	1.0	0.26	ug/L			03/01/24 18:14	1
1,2,3-Trichlorobenzene	0.36	U *+	1.0	0.36	ug/L			03/01/24 18:14	1
1,2,4-Trichlorobenzene	0.37	U	1.0	0.37	ug/L			03/01/24 18:14	1
1,2-Dichlorobenzene	0.21	U	1.0	0.21	ug/L			03/01/24 18:14	1
1,2-Dichloroethane	0.43	U	1.0	0.43	ug/L			03/01/24 18:14	1
1,2-Dichloropropane	0.35	U	1.0	0.35	ug/L			03/01/24 18:14	1
1,3-Dichlorobenzene	0.34	U	1.0	0.34	ug/L			03/01/24 18:14	1
1,4-Dichlorobenzene	0.33	U	1.0	0.33	ug/L			03/01/24 18:14	1
2-Butanone (MEK)	1.9	U	5.0	1.9	ug/L			03/01/24 18:14	1
2-Hexanone	1.1	U	5.0	1.1	ug/L			03/01/24 18:14	1
4-Methyl-2-pentanone (MIBK)	1.3	U	5.0	1.3	ug/L			03/01/24 18:14	1
Acetone	4.4	U	5.0	4.4	ug/L			03/01/24 18:14	1
Benzene	0.20	U	1.0	0.20	ug/L			03/01/24 18:14	1
Bromoform	0.54	U	1.0	0.54	ug/L			03/01/24 18:14	1
Bromomethane	0.55	U	1.0	0.55	ug/L			03/01/24 18:14	1
Carbon disulfide	**0.98**	**J**	1.0	0.82	ug/L			03/01/24 18:14	1
Carbon tetrachloride	0.21	U	1.0	0.21	ug/L			03/01/24 18:14	1
Chlorobenzene	0.38	U	1.0	0.38	ug/L			03/01/24 18:14	1
Chlorobromomethane	0.41	U	1.0	0.41	ug/L			03/01/24 18:14	1
Chlorodibromomethane	0.28	U	1.0	0.28	ug/L			03/01/24 18:14	1
Chloroethane	0.32	U	1.0	0.32	ug/L			03/01/24 18:14	1
Chloroform	0.33	U	1.0	0.33	ug/L			03/01/24 18:14	1
Chloromethane	0.40	U	1.0	0.40	ug/L			03/01/24 18:14	1
cis-1,2-Dichloroethene	0.22	U	1.0	0.22	ug/L			03/01/24 18:14	1
cis-1,3-Dichloropropene	0.22	U	1.0	0.22	ug/L			03/01/24 18:14	1
Cyclohexane	0.32	U	1.0	0.32	ug/L			03/01/24 18:14	1
Dichlorobromomethane	0.34	U	1.0	0.34	ug/L			03/01/24 18:14	1
Dichlorodifluoromethane	0.31	U	1.0	0.31	ug/L			03/01/24 18:14	1
Ethylbenzene	0.30	U	1.0	0.30	ug/L			03/01/24 18:14	1
Isopropylbenzene	0.34	U	1.0	0.34	ug/L			03/01/24 18:14	1
Methyl acetate	0.79	U	5.0	0.79	ug/L			03/01/24 18:14	1
Methyl tert-butyl ether	0.22	U	1.0	0.22	ug/L			03/01/24 18:14	1
Methylcyclohexane	0.71	U	1.0	0.71	ug/L			03/01/24 18:14	1
Methylene Chloride	0.32	U	1.0	0.32	ug/L			03/01/24 18:14	1
Styrene	0.42	U	1.0	0.42	ug/L			03/01/24 18:14	1

Client Sample ID: DUP-03-022324

Lab Sample ID: 460-298820-4

Date Collected: 02/23/24 12:00
Matrix: Water
Date Received: 02/23/24 18:00

Method: SW846 8260D - Volatile Organic Compounds by GC/MS (Continued)

Analyte	Result	Qualifier	RL	MDL	Unit	D	Prepared	Analyzed	Dil Fac
Tetrachloroethene	0.25	U	1.0	0.25	ug/L			03/01/24 18:14	1
Toluene	**1.0**		1.0	0.38	ug/L			03/01/24 18:14	1
trans-1,2-Dichloroethene	0.24	U	1.0	0.24	ug/L			03/01/24 18:14	1
trans-1,3-Dichloropropene	0.22	U	1.0	0.22	ug/L			03/01/24 18:14	1
Trichloroethene	0.31	U	1.0	0.31	ug/L			03/01/24 18:14	1
Trichlorofluoromethane	0.32	U	1.0	0.32	ug/L			03/01/24 18:14	1
Vinyl chloride	0.17	U	1.0	0.17	ug/L			03/01/24 18:14	1
Xylenes, Total	0.65	U	2.0	0.65	ug/L			03/01/24 18:14	1

Surrogate	*%Recovery*	*Qualifier*	*Limits*	*Prepared*	*Analyzed*	*Dil Fac*
1,2-Dichloroethane-d4 (Surr)	*96*		*70 - 130*		*03/01/24 18:14*	*1*
4-Bromofluorobenzene	*106*		*70 - 130*		*03/01/24 18:14*	*1*
Dibromofluoromethane (Surr)	*103*		*70 - 130*		*03/01/24 18:14*	*1*
Toluene-d8 (Surr)	*92*		*70 - 130*		*03/01/24 18:14*	*1*

Method: SW846 8270E SIM ID - Semivolatile Organic Compounds (GC/MS SIM / Isotope Dilution)

Analyte	Result	Qualifier	RL	MDL	Unit	D	Prepared	Analyzed	Dil Fac
1,4-Dioxane	**0.51**		0.20	0.072	ug/L		02/27/24 21:05	02/28/24 10:25	1

Isotope Dilution	*%Recovery*	*Qualifier*	*Limits*	*Prepared*	*Analyzed*	*Dil Fac*
1,4-Dioxane-d8	*37*		*10 - 150*	*02/27/24 21:05*	*02/28/24 10:25*	*1*

Method: SW846 6020B - Metals (ICP/MS) - Total Recoverable

Analyte	Result	Qualifier	RL	MDL	Unit	D	Prepared	Analyzed	Dil Fac
Arsenic	**2.2**		2.0	1.2	ug/L		03/06/24 08:15	03/06/24 21:48	1
Lead	0.42	U	1.2	0.42	ug/L		03/06/24 08:15	03/06/24 21:48	1

Method: SW846 6020B - Metals (ICP/MS) - Dissolved

Analyte	Result	Qualifier	RL	MDL	Unit	D	Prepared	Analyzed	Dil Fac
Arsenic	**3.5**		2.0	1.2	ug/L		02/28/24 22:42	02/28/24 23:53	1
Lead	0.42	U	1.2	0.42	ug/L		02/28/24 22:42	02/28/24 23:53	1

Client Sample ID: RW-15D (127-137)-022324

Lab Sample ID: 460-298820-5

Date Collected: 02/23/24 11:25
Matrix: Water
Date Received: 02/23/24 18:00

Method: SW846 8260D SIM - Volatile Organic Compounds (GC/MS)

Analyte	Result	Qualifier	RL	MDL	Unit	D	Prepared	Analyzed	Dil Fac
1,2,3-Trichloropropane	0.012	U	0.030	0.012	ug/L			03/04/24 13:54	1
1,2-Dibromo-3-Chloropropane	0.010	U	0.020	0.010	ug/L			03/04/24 13:54	1
1,4-Dioxane	**1.2**		0.40	0.33	ug/L			03/04/24 13:54	1
Ethylene Dibromide	0.0079	U	0.020	0.0079	ug/L			03/04/24 13:54	1

Surrogate	*%Recovery*	*Qualifier*	*Limits*	*Prepared*	*Analyzed*	*Dil Fac*
4-Bromofluorobenzene	*99*		*70 - 130*		*03/04/24 13:54*	*1*

Method: SW846 8260D - Volatile Organic Compounds by GC/MS

Analyte	Result	Qualifier	RL	MDL	Unit	D	Prepared	Analyzed	Dil Fac
1,1,1-Trichloroethane	0.24	U	1.0	0.24	ug/L			03/01/24 18:41	1
1,1,2,2-Tetrachloroethane	0.37	U	1.0	0.37	ug/L			03/01/24 18:41	1
1,1,2-Trichloro-1,2,2-trifluoroethane	0.31	U	1.0	0.31	ug/L			03/01/24 18:41	1
1,1,2-Trichloroethane	0.20	U	1.0	0.20	ug/L			03/01/24 18:41	1

Client Sample ID: RW-15D (127-137)-022324

Lab Sample ID: 460-298820-5

Date Collected: 02/23/24 11:25
Matrix: Water
Date Received: 02/23/24 18:00

Method: SW846 8260D - Volatile Organic Compounds by GC/MS (Continued)

Analyte	Result	Qualifier	RL	MDL	Unit	D	Prepared	Analyzed	Dil Fac
1,1-Dichloroethane	0.26	U	1.0	0.26	ug/L			03/01/24 18:41	1
1,1-Dichloroethene	0.26	U	1.0	0.26	ug/L			03/01/24 18:41	1
1,2,3-Trichlorobenzene	0.36	U *+	1.0	0.36	ug/L			03/01/24 18:41	1
1,2,4-Trichlorobenzene	0.37	U	1.0	0.37	ug/L			03/01/24 18:41	1
1,2-Dichlorobenzene	0.21	U	1.0	0.21	ug/L			03/01/24 18:41	1
1,2-Dichloroethane	0.43	U	1.0	0.43	ug/L			03/01/24 18:41	1
1,2-Dichloropropane	0.35	U	1.0	0.35	ug/L			03/01/24 18:41	1
1,3-Dichlorobenzene	0.34	U	1.0	0.34	ug/L			03/01/24 18:41	1
1,4-Dichlorobenzene	0.33	U	1.0	0.33	ug/L			03/01/24 18:41	1
2-Butanone (MEK)	**2.0**	**J**	5.0	1.9	ug/L			03/01/24 18:41	1
2-Hexanone	1.1	U	5.0	1.1	ug/L			03/01/24 18:41	1
4-Methyl-2-pentanone (MIBK)	1.3	U	5.0	1.3	ug/L			03/01/24 18:41	1
Acetone	**15**		5.0	4.4	ug/L			03/01/24 18:41	1
Benzene	0.20	U	1.0	0.20	ug/L			03/01/24 18:41	1
Bromoform	0.54	U	1.0	0.54	ug/L			03/01/24 18:41	1
Bromomethane	0.55	U	1.0	0.55	ug/L			03/01/24 18:41	1
Carbon disulfide	**3.7**		1.0	0.82	ug/L			03/01/24 18:41	1
Carbon tetrachloride	0.21	U	1.0	0.21	ug/L			03/01/24 18:41	1
Chlorobenzene	0.38	U	1.0	0.38	ug/L			03/01/24 18:41	1
Chlorobromomethane	0.41	U	1.0	0.41	ug/L			03/01/24 18:41	1
Chlorodibromomethane	0.28	U	1.0	0.28	ug/L			03/01/24 18:41	1
Chloroethane	0.32	U	1.0	0.32	ug/L			03/01/24 18:41	1
Chloroform	0.33	U	1.0	0.33	ug/L			03/01/24 18:41	1
Chloromethane	0.40	U	1.0	0.40	ug/L			03/01/24 18:41	1
cis-1,2-Dichloroethene	0.22	U	1.0	0.22	ug/L			03/01/24 18:41	1
cis-1,3-Dichloropropene	0.22	U	1.0	0.22	ug/L			03/01/24 18:41	1
Cyclohexane	0.32	U	1.0	0.32	ug/L			03/01/24 18:41	1
Dichlorobromomethane	0.34	U	1.0	0.34	ug/L			03/01/24 18:41	1
Dichlorodifluoromethane	0.31	U	1.0	0.31	ug/L			03/01/24 18:41	1
Ethylbenzene	0.30	U	1.0	0.30	ug/L			03/01/24 18:41	1
Isopropylbenzene	0.34	U	1.0	0.34	ug/L			03/01/24 18:41	1
Methyl acetate	0.79	U	5.0	0.79	ug/L			03/01/24 18:41	1
Methyl tert-butyl ether	0.22	U	1.0	0.22	ug/L			03/01/24 18:41	1
Methylcyclohexane	0.71	U	1.0	0.71	ug/L			03/01/24 18:41	1
Methylene Chloride	0.32	U	1.0	0.32	ug/L			03/01/24 18:41	1
Styrene	0.42	U	1.0	0.42	ug/L			03/01/24 18:41	1
Tetrachloroethene	0.25	U	1.0	0.25	ug/L			03/01/24 18:41	1
Toluene	**0.87**	**J**	1.0	0.38	ug/L			03/01/24 18:41	1
trans-1,2-Dichloroethene	0.24	U	1.0	0.24	ug/L			03/01/24 18:41	1
trans-1,3-Dichloropropene	0.22	U	1.0	0.22	ug/L			03/01/24 18:41	1
Trichloroethene	0.31	U	1.0	0.31	ug/L			03/01/24 18:41	1
Trichlorofluoromethane	0.32	U	1.0	0.32	ug/L			03/01/24 18:41	1
Vinyl chloride	**0.53**	**J**	1.0	0.17	ug/L			03/01/24 18:41	1
Xylenes, Total	0.65	U	2.0	0.65	ug/L			03/01/24 18:41	1

Surrogate	*%Recovery*	*Qualifier*	*Limits*	*Prepared*	*Analyzed*	*Dil Fac*
1,2-Dichloroethane-d4 (Surr)	*92*		*70 - 130*		*03/01/24 18:41*	*1*
4-Bromofluorobenzene	*103*		*70 - 130*		*03/01/24 18:41*	*1*
Dibromofluoromethane (Surr)	*99*		*70 - 130*		*03/01/24 18:41*	*1*
Toluene-d8 (Surr)	*94*		*70 - 130*		*03/01/24 18:41*	*1*

Client Sample Results

Client: Cornerstone Environmental Group, LLC
Project/Site: FORD Ringwood Mines E203361 (2024)

Job ID: 460-298820-1

Client Sample ID: RW-15D (127-137)-022324

Lab Sample ID: 460-298820-5
Date Collected: 02/23/24 11:25
Matrix: Water
Date Received: 02/23/24 18:00

Method: SW846 8270E SIM ID - Semivolatile Organic Compounds (GC/MS SIM / Isotope Dilution)

Analyte	Result	Qualifier	RL	MDL	Unit	D	Prepared	Analyzed	Dil Fac
1,4-Dioxane	0.31		0.20	0.072	ug/L		02/27/24 21:05	02/28/24 10:40	1

Isotope Dilution	*%Recovery*	*Qualifier*	*Limits*	*Prepared*	*Analyzed*	*Dil Fac*
1,4-Dioxane-d8	*56*		*10 - 150*	*02/27/24 21:05*	*02/28/24 10:40*	*1*

Method: SW846 6020B - Metals (ICP/MS) - Total Recoverable

Analyte	Result	Qualifier	RL	MDL	Unit	D	Prepared	Analyzed	Dil Fac
Arsenic	9.7		2.0	1.2	ug/L		03/06/24 08:15	03/06/24 21:50	1
Lead	0.61	J	1.2	0.42	ug/L		03/06/24 08:15	03/06/24 21:50	1

Method: SW846 6020B - Metals (ICP/MS) - Dissolved

Analyte	Result	Qualifier	RL	MDL	Unit	D	Prepared	Analyzed	Dil Fac
Arsenic	9.2		2.0	1.2	ug/L		02/28/24 22:42	02/28/24 23:55	1
Lead	0.42	U	1.2	0.42	ug/L		02/28/24 22:42	02/28/24 23:55	1

Client Sample ID: FB-03-022324

Lab Sample ID: 460-298820-6
Date Collected: 02/23/24 11:30
Matrix: Water
Date Received: 02/23/24 18:00

Method: SW846 8260D SIM - Volatile Organic Compounds (GC/MS)

Analyte	Result	Qualifier	RL	MDL	Unit	D	Prepared	Analyzed	Dil Fac
1,2,3-Trichloropropane	0.012	U	0.030	0.012	ug/L			03/04/24 09:57	1
1,2-Dibromo-3-Chloropropane	0.010	U	0.020	0.010	ug/L			03/04/24 09:57	1
1,4-Dioxane	0.33	U	0.40	0.33	ug/L			03/04/24 09:57	1
Ethylene Dibromide	0.0079	U	0.020	0.0079	ug/L			03/04/24 09:57	1

Surrogate	*%Recovery*	*Qualifier*	*Limits*	*Prepared*	*Analyzed*	*Dil Fac*
4-Bromofluorobenzene	*102*		*70 - 130*		*03/04/24 09:57*	*1*

Method: SW846 8260D - Volatile Organic Compounds by GC/MS

Analyte	Result	Qualifier	RL	MDL	Unit	D	Prepared	Analyzed	Dil Fac
1,1,1-Trichloroethane	0.24	U	1.0	0.24	ug/L			03/01/24 14:20	1
1,1,2,2-Tetrachloroethane	0.37	U	1.0	0.37	ug/L			03/01/24 14:20	1
1,1,2-Trichloro-1,2,2-trifluoroethane	0.31	U	1.0	0.31	ug/L			03/01/24 14:20	1
1,1,2-Trichloroethane	0.20	U	1.0	0.20	ug/L			03/01/24 14:20	1
1,1-Dichloroethane	0.26	U	1.0	0.26	ug/L			03/01/24 14:20	1
1,1-Dichloroethene	0.26	U	1.0	0.26	ug/L			03/01/24 14:20	1
1,2,3-Trichlorobenzene	0.36	U *+	1.0	0.36	ug/L			03/01/24 14:20	1
1,2,4-Trichlorobenzene	0.37	U	1.0	0.37	ug/L			03/01/24 14:20	1
1,2-Dichlorobenzene	0.21	U	1.0	0.21	ug/L			03/01/24 14:20	1
1,2-Dichloroethane	0.43	U	1.0	0.43	ug/L			03/01/24 14:20	1
1,2-Dichloropropane	0.35	U	1.0	0.35	ug/L			03/01/24 14:20	1
1,3-Dichlorobenzene	0.34	U	1.0	0.34	ug/L			03/01/24 14:20	1
1,4-Dichlorobenzene	0.33	U	1.0	0.33	ug/L			03/01/24 14:20	1
2-Butanone (MEK)	1.9	U	5.0	1.9	ug/L			03/01/24 14:20	1
2-Hexanone	1.1	U	5.0	1.1	ug/L			03/01/24 14:20	1
4-Methyl-2-pentanone (MIBK)	1.3	U	5.0	1.3	ug/L			03/01/24 14:20	1
Acetone	4.4	U	5.0	4.4	ug/L			03/01/24 14:20	1
Benzene	0.20	U	1.0	0.20	ug/L			03/01/24 14:20	1
Bromoform	0.54	U	1.0	0.54	ug/L			03/01/24 14:20	1
Bromomethane	0.55	U	1.0	0.55	ug/L			03/01/24 14:20	1
Carbon disulfide	0.82	U	1.0	0.82	ug/L			03/01/24 14:20	1

Client Sample ID: FB-03-022324

Lab Sample ID: 460-298820-6

Date Collected: 02/23/24 11:30
Matrix: Water
Date Received: 02/23/24 18:00

Method: SW846 8260D - Volatile Organic Compounds by GC/MS (Continued)

Analyte	Result	Qualifier	RL	MDL	Unit	D	Prepared	Analyzed	Dil Fac
Carbon tetrachloride	0.21	U	1.0	0.21	ug/L			03/01/24 14:20	1
Chlorobenzene	0.38	U	1.0	0.38	ug/L			03/01/24 14:20	1
Chlorobromomethane	0.41	U	1.0	0.41	ug/L			03/01/24 14:20	1
Chlorodibromomethane	0.28	U	1.0	0.28	ug/L			03/01/24 14:20	1
Chloroethane	0.32	U	1.0	0.32	ug/L			03/01/24 14:20	1
Chloroform	0.33	U	1.0	0.33	ug/L			03/01/24 14:20	1
Chloromethane	0.40	U	1.0	0.40	ug/L			03/01/24 14:20	1
cis-1,2-Dichloroethene	0.22	U	1.0	0.22	ug/L			03/01/24 14:20	1
cis-1,3-Dichloropropene	0.22	U	1.0	0.22	ug/L			03/01/24 14:20	1
Cyclohexane	0.32	U	1.0	0.32	ug/L			03/01/24 14:20	1
Dichlorobromomethane	0.34	U	1.0	0.34	ug/L			03/01/24 14:20	1
Dichlorodifluoromethane	0.31	U	1.0	0.31	ug/L			03/01/24 14:20	1
Ethylbenzene	0.30	U	1.0	0.30	ug/L			03/01/24 14:20	1
Isopropylbenzene	0.34	U	1.0	0.34	ug/L			03/01/24 14:20	1
Methyl acetate	0.79	U	5.0	0.79	ug/L			03/01/24 14:20	1
Methyl tert-butyl ether	0.22	U	1.0	0.22	ug/L			03/01/24 14:20	1
Methylcyclohexane	0.71	U	1.0	0.71	ug/L			03/01/24 14:20	1
Methylene Chloride	0.32	U	1.0	0.32	ug/L			03/01/24 14:20	1
Styrene	0.42	U	1.0	0.42	ug/L			03/01/24 14:20	1
Tetrachloroethene	0.25	U	1.0	0.25	ug/L			03/01/24 14:20	1
Toluene	0.38	U	1.0	0.38	ug/L			03/01/24 14:20	1
trans-1,2-Dichloroethene	0.24	U	1.0	0.24	ug/L			03/01/24 14:20	1
trans-1,3-Dichloropropene	0.22	U	1.0	0.22	ug/L			03/01/24 14:20	1
Trichloroethene	0.31	U	1.0	0.31	ug/L			03/01/24 14:20	1
Trichlorofluoromethane	0.32	U	1.0	0.32	ug/L			03/01/24 14:20	1
Vinyl chloride	0.17	U	1.0	0.17	ug/L			03/01/24 14:20	1
Xylenes, Total	0.65	U	2.0	0.65	ug/L			03/01/24 14:20	1

Surrogate	*%Recovery*	*Qualifier*	*Limits*	*Prepared*	*Analyzed*	*Dil Fac*
1,2-Dichloroethane-d4 (Surr)	*88*		*70 - 130*		*03/01/24 14:20*	*1*
4-Bromofluorobenzene	*102*		*70 - 130*		*03/01/24 14:20*	*1*
Dibromofluoromethane (Surr)	*99*		*70 - 130*		*03/01/24 14:20*	*1*
Toluene-d8 (Surr)	*97*		*70 - 130*		*03/01/24 14:20*	*1*

Method: SW846 8270E SIM ID - Semivolatile Organic Compounds (GC/MS SIM / Isotope Dilution)

Analyte	Result	Qualifier	RL	MDL	Unit	D	Prepared	Analyzed	Dil Fac
1,4-Dioxane	0.072	U	0.20	0.072	ug/L		02/27/24 21:05	02/28/24 10:56	1

Isotope Dilution	*%Recovery*	*Qualifier*	*Limits*	*Prepared*	*Analyzed*	*Dil Fac*
1,4-Dioxane-d8	*38*		*10 - 150*	*02/27/24 21:05*	*02/28/24 10:56*	*1*

Method: SW846 6020B - Metals (ICP/MS) - Total Recoverable

Analyte	Result	Qualifier	RL	MDL	Unit	D	Prepared	Analyzed	Dil Fac
Arsenic	1.2	U	2.0	1.2	ug/L		03/06/24 08:15	03/06/24 21:53	1
Lead	0.42	U	1.2	0.42	ug/L		03/06/24 08:15	03/06/24 21:53	1

Method: SW846 6020B - Metals (ICP/MS) - Dissolved

Analyte	Result	Qualifier	RL	MDL	Unit	D	Prepared	Analyzed	Dil Fac
Arsenic	1.2	U	2.0	1.2	ug/L		02/28/24 22:42	02/28/24 23:48	1
Lead	0.42	U	1.2	0.42	ug/L		02/28/24 22:42	02/28/24 23:48	1

Surrogate Summary

Client: Cornerstone Environmental Group, LLC
Project/Site: FORD Ringwood Mines E203361 (2024)

Job ID: 460-298820-1

Method: 8260D - Volatile Organic Compounds by GC/MS

Matrix: Water **Prep Type: Total/NA**

		Percent Surrogate Recovery (Acceptance Limits)			
		DCA	BFB	DBFM	TOL
Lab Sample ID	Client Sample ID	(70-130)	(70-130)	(70-130)	(70-130)
460-298820-1	RW-14S (135-153)-022324	81	92	90	84
460-298820-2	RW-14D (175-185)-022324	89	103	99	95
460-298820-2 MS	RW-14D (175-185)-022324	76	86	83	75
460-298820-2 MSD	RW-14D (175-185)-022324	90	105	102	97
460-298820-3	RW-15S (110-120)-022324	92	104	100	95
460-298820-4	DUP-03-022324	96	106	103	92
460-298820-5	RW-15D (127-137)-022324	92	103	99	94
460-298820-6	FB-03-022324	88	102	99	97
LCS 460-962030/3	Lab Control Sample	74	84	80	76
MB 460-962030/9	Method Blank	92	100	96	92

Surrogate Legend

DCA = 1,2-Dichloroethane-d4 (Surr)
BFB = 4-Bromofluorobenzene
DBFM = Dibromofluoromethane (Surr)
TOL = Toluene-d8 (Surr)

Method: 8260D SIM - Volatile Organic Compounds (GC/MS)

Matrix: Water **Prep Type: Total/NA**

		Percent Surrogate Recovery (Acceptance Limits)
		BFB
Lab Sample ID	Client Sample ID	(70-130)
460-298820-1	RW-14S (135-153)-022324	102
460-298820-2	RW-14D (175-185)-022324	104
460-298820-2 MS	RW-14D (175-185)-022324	100
460-298820-2 MSD	RW-14D (175-185)-022324	99
460-298820-3	RW-15S (110-120)-022324	103
460-298820-4	DUP-03-022324	102
460-298820-5	RW-15D (127-137)-022324	99
460-298820-6	FB-03-022324	102
LCS 460-962224/3	Lab Control Sample	104
MB 460-962224/7	Method Blank	104

Surrogate Legend

BFB = 4-Bromofluorobenzene

Isotope Dilution Summary

Client: Cornerstone Environmental Group, LLC
Project/Site: FORD Ringwood Mines E203361 (2024)

Job ID: 460-298820-1

Method: 8270E SIM ID - Semivolatile Organic Compounds (GC/MS SIM / Isotope Dilution)

Matrix: Water **Prep Type: Total/NA**

		Percent Isotope Dilution Recovery (Acceptance Limits)							
Lab Sample ID	**Client Sample ID**	**DXE (10-150)**							
460-298820-1	RW-14S (135-153)-022324	28							
460-298820-2	RW-14D (175-185)-022324	34							
460-298820-2 MS	RW-14D (175-185)-022324	31							
460-298820-2 MSD	RW-14D (175-185)-022324	34							
460-298820-3	RW-15S (110-120)-022324	42							
460-298820-4	DUP-03-022324	37							
460-298820-5	RW-15D (127-137)-022324	56							
460-298820-6	FB-03-022324	38							
LCS 460-961492/2-A	Lab Control Sample	30							
LCSD 460-961492/3-A	Lab Control Sample Dup	30							
MB 460-961492/1-A	Method Blank	33							

Surrogate Legend

DXE = 1,4-Dioxane-d8

Method: 8260D - Volatile Organic Compounds by GC/MS

Lab Sample ID: MB 460-962030/9
Matrix: Water
Analysis Batch: 962030

Client Sample ID: Method Blank
Prep Type: Total/NA

Analyte	MB Result	MB Qualifier	RL	MDL	Unit	D	Prepared	Analyzed	Dil Fac
1,1,1-Trichloroethane	0.24	U	1.0	0.24	ug/L			03/01/24 11:43	1
1,1,2,2-Tetrachloroethane	0.37	U	1.0	0.37	ug/L			03/01/24 11:43	1
1,1,2-Trichloro-1,2,2-trifluoroethane	0.31	U	1.0	0.31	ug/L			03/01/24 11:43	1
1,1,2-Trichloroethane	0.20	U	1.0	0.20	ug/L			03/01/24 11:43	1
1,1-Dichloroethane	0.26	U	1.0	0.26	ug/L			03/01/24 11:43	1
1,1-Dichloroethene	0.26	U	1.0	0.26	ug/L			03/01/24 11:43	1
1,2,3-Trichlorobenzene	0.36	U	1.0	0.36	ug/L			03/01/24 11:43	1
1,2,4-Trichlorobenzene	0.37	U	1.0	0.37	ug/L			03/01/24 11:43	1
1,2-Dichlorobenzene	0.21	U	1.0	0.21	ug/L			03/01/24 11:43	1
1,2-Dichloroethane	0.43	U	1.0	0.43	ug/L			03/01/24 11:43	1
1,2-Dichloropropane	0.35	U	1.0	0.35	ug/L			03/01/24 11:43	1
1,3-Dichlorobenzene	0.34	U	1.0	0.34	ug/L			03/01/24 11:43	1
1,4-Dichlorobenzene	0.33	U	1.0	0.33	ug/L			03/01/24 11:43	1
2-Butanone (MEK)	1.9	U	5.0	1.9	ug/L			03/01/24 11:43	1
2-Hexanone	1.1	U	5.0	1.1	ug/L			03/01/24 11:43	1
4-Methyl-2-pentanone (MIBK)	1.3	U	5.0	1.3	ug/L			03/01/24 11:43	1
Acetone	4.4	U	5.0	4.4	ug/L			03/01/24 11:43	1
Benzene	0.20	U	1.0	0.20	ug/L			03/01/24 11:43	1
Bromoform	0.54	U	1.0	0.54	ug/L			03/01/24 11:43	1
Bromomethane	0.55	U	1.0	0.55	ug/L			03/01/24 11:43	1
Carbon disulfide	0.82	U	1.0	0.82	ug/L			03/01/24 11:43	1
Carbon tetrachloride	0.21	U	1.0	0.21	ug/L			03/01/24 11:43	1
Chlorobenzene	0.38	U	1.0	0.38	ug/L			03/01/24 11:43	1
Chlorobromomethane	0.41	U	1.0	0.41	ug/L			03/01/24 11:43	1
Chlorodibromomethane	0.28	U	1.0	0.28	ug/L			03/01/24 11:43	1
Chloroethane	0.32	U	1.0	0.32	ug/L			03/01/24 11:43	1
Chloroform	0.33	U	1.0	0.33	ug/L			03/01/24 11:43	1
Chloromethane	0.40	U	1.0	0.40	ug/L			03/01/24 11:43	1
cis-1,2-Dichloroethene	0.22	U	1.0	0.22	ug/L			03/01/24 11:43	1
cis-1,3-Dichloropropene	0.22	U	1.0	0.22	ug/L			03/01/24 11:43	1
Cyclohexane	0.32	U	1.0	0.32	ug/L			03/01/24 11:43	1
Dichlorobromomethane	0.34	U	1.0	0.34	ug/L			03/01/24 11:43	1
Dichlorodifluoromethane	0.31	U	1.0	0.31	ug/L			03/01/24 11:43	1
Ethylbenzene	0.30	U	1.0	0.30	ug/L			03/01/24 11:43	1
Isopropylbenzene	0.34	U	1.0	0.34	ug/L			03/01/24 11:43	1
Methyl acetate	0.79	U	5.0	0.79	ug/L			03/01/24 11:43	1
Methyl tert-butyl ether	0.22	U	1.0	0.22	ug/L			03/01/24 11:43	1
Methylcyclohexane	0.71	U	1.0	0.71	ug/L			03/01/24 11:43	1
Methylene Chloride	0.32	U	1.0	0.32	ug/L			03/01/24 11:43	1
Styrene	0.42	U	1.0	0.42	ug/L			03/01/24 11:43	1
Tetrachloroethene	0.25	U	1.0	0.25	ug/L			03/01/24 11:43	1
Toluene	0.38	U	1.0	0.38	ug/L			03/01/24 11:43	1
trans-1,2-Dichloroethene	0.24	U	1.0	0.24	ug/L			03/01/24 11:43	1
trans-1,3-Dichloropropene	0.22	U	1.0	0.22	ug/L			03/01/24 11:43	1
Trichloroethene	0.31	U	1.0	0.31	ug/L			03/01/24 11:43	1
Trichlorofluoromethane	0.32	U	1.0	0.32	ug/L			03/01/24 11:43	1
Vinyl chloride	0.17	U	1.0	0.17	ug/L			03/01/24 11:43	1
Xylenes, Total	0.65	U	2.0	0.65	ug/L			03/01/24 11:43	1

Method: 8260D - Volatile Organic Compounds by GC/MS (Continued)

Lab Sample ID: MB 460-962030/9
Matrix: Water
Analysis Batch: 962030

Client Sample ID: Method Blank
Prep Type: Total/NA

Surrogate	MB %Recovery	MB Qualifier	Limits	Prepared	Analyzed	Dil Fac
1,2-Dichloroethane-d4 (Surr)	92		70 - 130		03/01/24 11:43	1
4-Bromofluorobenzene	100		70 - 130		03/01/24 11:43	1
Dibromofluoromethane (Surr)	96		70 - 130		03/01/24 11:43	1
Toluene-d8 (Surr)	92		70 - 130		03/01/24 11:43	1

Lab Sample ID: LCS 460-962030/3
Matrix: Water
Analysis Batch: 962030

Client Sample ID: Lab Control Sample
Prep Type: Total/NA

Analyte	Spike Added	LCS Result	LCS Qualifier	Unit	D	%Rec	%Rec Limits
1,1,1-Trichloroethane	20.0	19.7		ug/L		98	70 - 130
1,1,2,2-Tetrachloroethane	20.0	19.4		ug/L		97	70 - 130
1,1,2-Trichloro-1,2,2-trifluoroethane	20.0	22.0		ug/L		110	70 - 130
1,1,2-Trichloroethane	20.0	19.6		ug/L		98	70 - 130
1,1-Dichloroethane	20.0	19.8		ug/L		99	70 - 130
1,1-Dichloroethene	20.0	20.3		ug/L		102	70 - 130
1,2,3-Trichlorobenzene	20.0	34.7	*+	ug/L		173	70 - 130
1,2,4-Trichlorobenzene	20.0	22.2		ug/L		111	70 - 130
1,2-Dichlorobenzene	20.0	19.7		ug/L		99	70 - 130
1,2-Dichloroethane	20.0	19.2		ug/L		96	70 - 130
1,2-Dichloropropane	20.0	19.4		ug/L		97	70 - 130
1,3-Dichlorobenzene	20.0	19.5		ug/L		98	70 - 130
1,4-Dichlorobenzene	20.0	19.3		ug/L		96	70 - 130
2-Butanone (MEK)	100	98.9		ug/L		99	40 - 160
2-Hexanone	100	104		ug/L		104	40 - 160
4-Methyl-2-pentanone (MIBK)	100	103		ug/L		103	40 - 160
Acetone	100	96.3		ug/L		96	40 - 160
Benzene	20.0	18.8		ug/L		94	70 - 130
Bromoform	20.0	20.1		ug/L		101	70 - 130
Bromomethane	20.0	14.3		ug/L		72	40 - 160
Carbon disulfide	20.0	18.6		ug/L		93	40 - 160
Carbon tetrachloride	20.0	20.5		ug/L		102	70 - 130
Chlorobenzene	20.0	19.8		ug/L		99	70 - 130
Chlorobromomethane	20.0	21.3		ug/L		107	70 - 130
Chlorodibromomethane	20.0	19.8		ug/L		99	70 - 130
Chloroethane	20.0	23.5		ug/L		118	40 - 160
Chloroform	20.0	20.2		ug/L		101	70 - 130
Chloromethane	20.0	18.5		ug/L		92	40 - 160
cis-1,2-Dichloroethene	20.0	19.6		ug/L		98	70 - 130
cis-1,3-Dichloropropene	20.0	19.1		ug/L		95	70 - 130
Cyclohexane	20.0	19.7		ug/L		99	70 - 130
Dichlorobromomethane	20.0	19.7		ug/L		99	70 - 130
Dichlorodifluoromethane	20.0	19.3		ug/L		97	40 - 160
Ethylbenzene	20.0	18.8		ug/L		94	70 - 130
Isopropylbenzene	20.0	19.7		ug/L		99	70 - 130
Methyl acetate	40.0	48.5		ug/L		121	70 - 130
Methyl tert-butyl ether	20.0	21.0		ug/L		105	70 - 130
Methylcyclohexane	20.0	20.6		ug/L		103	70 - 130

Method: 8260D - Volatile Organic Compounds by GC/MS (Continued)

Lab Sample ID: LCS 460-962030/3
Matrix: Water
Analysis Batch: 962030

Client Sample ID: Lab Control Sample
Prep Type: Total/NA

Analyte	Spike Added	LCS Result	LCS Qualifier	Unit	D	%Rec	%Rec Limits
Methylene Chloride	20.0	20.0		ug/L		100	70 - 130
Styrene	20.0	19.5		ug/L		97	70 - 130
Tetrachloroethene	20.0	20.0		ug/L		100	70 - 130
Toluene	20.0	18.9		ug/L		94	70 - 130
trans-1,2-Dichloroethene	20.0	19.6		ug/L		98	70 - 130
trans-1,3-Dichloropropene	20.0	19.7		ug/L		98	70 - 130
Trichloroethene	20.0	21.1		ug/L		105	70 - 130
Trichlorofluoromethane	20.0	19.8		ug/L		99	40 - 160
Vinyl chloride	20.0	18.6		ug/L		93	70 - 130
Xylenes, Total	40.0	37.5		ug/L		94	70 - 130

Surrogate	*LCS %Recovery*	*LCS Qualifier*	*Limits*
1,2-Dichloroethane-d4 (Surr)	*74*		*70 - 130*
4-Bromofluorobenzene	*84*		*70 - 130*
Dibromofluoromethane (Surr)	*80*		*70 - 130*
Toluene-d8 (Surr)	*76*		*70 - 130*

Lab Sample ID: 460-298820-2 MS
Matrix: Water
Analysis Batch: 962030

Client Sample ID: RW-14D (175-185)-022324
Prep Type: Total/NA

Analyte	Sample Result	Sample Qualifier	Spike Added	MS Result	MS Qualifier	Unit	D	%Rec	%Rec Limits
1,1,1-Trichloroethane	0.24	U	20.0	20.5		ug/L		102	70 - 130
1,1,2,2-Tetrachloroethane	0.37	U	20.0	18.3		ug/L		92	70 - 130
1,1,2-Trichloro-1,2,2-trifluoroethane	0.31	U	20.0	21.8		ug/L		109	70 - 130
1,1,2-Trichloroethane	0.20	U	20.0	18.7		ug/L		94	70 - 130
1,1-Dichloroethane	0.26	U	20.0	20.2		ug/L		101	70 - 130
1,1-Dichloroethene	0.26	U	20.0	20.9		ug/L		104	70 - 130
1,2,3-Trichlorobenzene	0.36	U F2 F1 * +	20.0	23.3		ug/L		116	70 - 130
1,2,4-Trichlorobenzene	0.37	U	20.0	17.9		ug/L		90	70 - 130
1,2-Dichlorobenzene	0.21	U	20.0	18.8		ug/L		94	70 - 130
1,2-Dichloroethane	0.43	U	20.0	19.2		ug/L		96	70 - 130
1,2-Dichloropropane	0.35	U	20.0	19.4		ug/L		97	70 - 130
1,3-Dichlorobenzene	0.34	U	20.0	18.5		ug/L		93	70 - 130
1,4-Dichlorobenzene	0.33	U	20.0	18.4		ug/L		92	70 - 130
2-Butanone (MEK)	1.9	U	100	93.6		ug/L		94	40 - 160
2-Hexanone	1.1	U	100	91.2		ug/L		91	40 - 160
4-Methyl-2-pentanone (MIBK)	1.3	U	100	91.9		ug/L		92	40 - 160
Acetone	4.4	U	100	87.2		ug/L		87	40 - 160
Benzene	0.20	U	20.0	19.1		ug/L		95	70 - 130
Bromoform	0.54	U	20.0	19.5		ug/L		98	70 - 130
Bromomethane	0.55	U F2	20.0	11.3		ug/L		56	40 - 160
Carbon disulfide	0.82	U	20.0	19.3		ug/L		96	40 - 160
Carbon tetrachloride	0.21	U	20.0	21.0		ug/L		105	70 - 130
Chlorobenzene	0.38	U	20.0	19.5		ug/L		97	70 - 130
Chlorobromomethane	0.41	U	20.0	21.6		ug/L		108	70 - 130
Chlorodibromomethane	0.28	U	20.0	19.4		ug/L		97	70 - 130

Method: 8260D - Volatile Organic Compounds by GC/MS (Continued)

Lab Sample ID: 460-298820-2 MS
Matrix: Water
Analysis Batch: 962030

Client Sample ID: RW-14D (175-185)-022324
Prep Type: Total/NA

Analyte	Sample Result	Sample Qualifier	Spike Added	MS Result	MS Qualifier	Unit	D	%Rec	%Rec Limits
Chloroethane	0.32	U	20.0	22.0		ug/L		110	40 - 160
Chloroform	0.33	U	20.0	20.5		ug/L		103	70 - 130
Chloromethane	0.40	U	20.0	19.0		ug/L		95	40 - 160
cis-1,2-Dichloroethene	0.22	U	20.0	20.8		ug/L		104	70 - 130
cis-1,3-Dichloropropene	0.22	U	20.0	17.7		ug/L		88	70 - 130
Cyclohexane	0.32	U	20.0	19.9		ug/L		100	70 - 130
Dichlorobromomethane	0.34	U	20.0	19.6		ug/L		98	70 - 130
Dichlorodifluoromethane	0.31	U	20.0	19.1		ug/L		95	40 - 160
Ethylbenzene	0.30	U	20.0	18.8		ug/L		94	70 - 130
Isopropylbenzene	0.34	U	20.0	19.3		ug/L		96	70 - 130
Methyl acetate	0.79	U	40.0	40.8		ug/L		102	70 - 130
Methyl tert-butyl ether	0.22	U	20.0	21.2		ug/L		106	70 - 130
Methylcyclohexane	0.71	U	20.0	20.0		ug/L		100	70 - 130
Methylene Chloride	0.32	U	20.0	20.4		ug/L		102	70 - 130
Styrene	0.42	U	20.0	18.8		ug/L		94	70 - 130
Tetrachloroethene	0.25	U	20.0	19.5		ug/L		97	70 - 130
Toluene	0.38	U	20.0	18.2		ug/L		91	70 - 130
trans-1,2-Dichloroethene	0.24	U	20.0	20.1		ug/L		100	70 - 130
trans-1,3-Dichloropropene	0.22	U	20.0	18.5		ug/L		93	70 - 130
Trichloroethene	0.31	U	20.0	22.5		ug/L		113	70 - 130
Trichlorofluoromethane	0.32	U	20.0	20.8		ug/L		104	40 - 160
Vinyl chloride	0.17	U	20.0	19.1		ug/L		96	70 - 130
Xylenes, Total	0.65	U	40.0	37.2		ug/L		93	70 - 130

Surrogate	*MS %Recovery*	*MS Qualifier*	*Limits*
1,2-Dichloroethane-d4 (Surr)	*76*		*70 - 130*
4-Bromofluorobenzene	*86*		*70 - 130*
Dibromofluoromethane (Surr)	*83*		*70 - 130*
Toluene-d8 (Surr)	*75*		*70 - 130*

Lab Sample ID: 460-298820-2 MSD
Matrix: Water
Analysis Batch: 962030

Client Sample ID: RW-14D (175-185)-022324
Prep Type: Total/NA

Analyte	Sample Result	Sample Qualifier	Spike Added	MSD Result	MSD Qualifier	Unit	D	%Rec	%Rec Limits	RPD	RPD Limit
1,1,1-Trichloroethane	0.24	U	20.0	20.7		ug/L		104	70 - 130	1	20
1,1,2,2-Tetrachloroethane	0.37	U	20.0	18.1		ug/L		91	70 - 130	1	20
1,1,2-Trichloro-1,2,2-trifluoroetha ne	0.31	U	20.0	22.6		ug/L		113	70 - 130	4	20
1,1,2-Trichloroethane	0.20	U	20.0	18.7		ug/L		93	70 - 130	0	20
1,1-Dichloroethane	0.26	U	20.0	20.2		ug/L		101	70 - 130	0	20
1,1-Dichloroethene	0.26	U	20.0	21.0		ug/L		105	70 - 130	1	20
1,2,3-Trichlorobenzene	0.36	U F2 F1 * +	20.0	30.6	F1 F2	ug/L		153	70 - 130	27	20
1,2,4-Trichlorobenzene	0.37	U	20.0	20.5		ug/L		102	70 - 130	13	20
1,2-Dichlorobenzene	0.21	U	20.0	19.4		ug/L		97	70 - 130	3	20
1,2-Dichloroethane	0.43	U	20.0	18.5		ug/L		93	70 - 130	4	20
1,2-Dichloropropane	0.35	U	20.0	19.3		ug/L		97	70 - 130	0	20
1,3-Dichlorobenzene	0.34	U	20.0	19.1		ug/L		95	70 - 130	3	20

Method: 8260D - Volatile Organic Compounds by GC/MS (Continued)

Lab Sample ID: 460-298820-2 MSD
Client Sample ID: RW-14D (175-185)-022324
Matrix: Water
Prep Type: Total/NA
Analysis Batch: 962030

Analyte	Sample Result	Sample Qualifier	Spike Added	MSD Result	MSD Qualifier	Unit	D	%Rec	%Rec Limits	RPD	RPD Limit
1,4-Dichlorobenzene	0.33	U	20.0	19.0		ug/L		95	70 - 130	3	20
2-Butanone (MEK)	1.9	U	100	97.4		ug/L		97	40 - 160	4	20
2-Hexanone	1.1	U	100	99.3		ug/L		99	40 - 160	9	20
4-Methyl-2-pentanone (MIBK)	1.3	U	100	98.2		ug/L		98	40 - 160	7	20
Acetone	4.4	U	100	92.8		ug/L		93	40 - 160	6	20
Benzene	0.20	U	20.0	19.4		ug/L		97	70 - 130	2	20
Bromoform	0.54	U	20.0	19.3		ug/L		96	70 - 130	1	20
Bromomethane	0.55	U F2	20.0	17.4	F2	ug/L		87	40 - 160	43	20
Carbon disulfide	0.82	U	20.0	19.7		ug/L		98	40 - 160	2	20
Carbon tetrachloride	0.21	U	20.0	21.2		ug/L		106	70 - 130	1	20
Chlorobenzene	0.38	U	20.0	19.9		ug/L		99	70 - 130	2	20
Chlorobromomethane	0.41	U	20.0	21.6		ug/L		108	70 - 130	0	20
Chlorodibromomethane	0.28	U	20.0	19.1		ug/L		95	70 - 130	2	20
Chloroethane	0.32	U	20.0	23.0		ug/L		115	40 - 160	4	20
Chloroform	0.33	U	20.0	20.7		ug/L		103	70 - 130	1	20
Chloromethane	0.40	U	20.0	20.1		ug/L		100	40 - 160	5	20
cis-1,2-Dichloroethene	0.22	U	20.0	20.3		ug/L		102	70 - 130	3	20
cis-1,3-Dichloropropene	0.22	U	20.0	18.0		ug/L		90	70 - 130	2	20
Cyclohexane	0.32	U	20.0	20.1		ug/L		101	70 - 130	1	20
Dichlorobromomethane	0.34	U	20.0	19.7		ug/L		98	70 - 130	1	20
Dichlorodifluoromethane	0.31	U	20.0	19.8		ug/L		99	40 - 160	4	20
Ethylbenzene	0.30	U	20.0	19.3		ug/L		97	70 - 130	3	20
Isopropylbenzene	0.34	U	20.0	19.9		ug/L		99	70 - 130	3	20
Methyl acetate	0.79	U	40.0	47.5		ug/L		119	70 - 130	15	20
Methyl tert-butyl ether	0.22	U	20.0	19.9		ug/L		100	70 - 130	6	20
Methylcyclohexane	0.71	U	20.0	20.5		ug/L		103	70 - 130	3	20
Methylene Chloride	0.32	U	20.0	20.5		ug/L		103	70 - 130	1	20
Styrene	0.42	U	20.0	19.0		ug/L		95	70 - 130	1	20
Tetrachloroethene	0.25	U	20.0	19.9		ug/L		99	70 - 130	2	20
Toluene	0.38	U	20.0	19.0		ug/L		95	70 - 130	4	20
trans-1,2-Dichloroethene	0.24	U	20.0	20.4		ug/L		102	70 - 130	2	20
trans-1,3-Dichloropropene	0.22	U	20.0	18.0		ug/L		90	70 - 130	3	20
Trichloroethene	0.31	U	20.0	21.3		ug/L		106	70 - 130	6	20
Trichlorofluoromethane	0.32	U	20.0	21.2		ug/L		106	40 - 160	2	20
Vinyl chloride	0.17	U	20.0	19.8		ug/L		99	70 - 130	3	20
Xylenes, Total	0.65	U	40.0	38.6		ug/L		97	70 - 130	4	20

Surrogate	*MSD %Recovery*	*MSD Qualifier*	*Limits*
1,2-Dichloroethane-d4 (Surr)	*90*		*70 - 130*
4-Bromofluorobenzene	*105*		*70 - 130*
Dibromofluoromethane (Surr)	*102*		*70 - 130*
Toluene-d8 (Surr)	*97*		*70 - 130*

Method: 8260D SIM - Volatile Organic Compounds (GC/MS)

Lab Sample ID: MB 460-962224/7
Matrix: Water
Analysis Batch: 962224

Client Sample ID: Method Blank
Prep Type: Total/NA

Analyte	MB Result	MB Qualifier	RL	MDL	Unit	D	Prepared	Analyzed	Dil Fac
1,2,3-Trichloropropane	0.012	U	0.030	0.012	ug/L			03/04/24 08:08	1
1,2-Dibromo-3-Chloropropane	0.010	U	0.020	0.010	ug/L			03/04/24 08:08	1
1,4-Dioxane	0.33	U	0.40	0.33	ug/L			03/04/24 08:08	1
Ethylene Dibromide	0.0079	U	0.020	0.0079	ug/L			03/04/24 08:08	1

Surrogate	*MB %Recovery*	*MB Qualifier*	*Limits*	*Prepared*	*Analyzed*	*Dil Fac*
4-Bromofluorobenzene	*104*		*70 - 130*		*03/04/24 08:08*	*1*

Lab Sample ID: LCS 460-962224/3
Matrix: Water
Analysis Batch: 962224

Client Sample ID: Lab Control Sample
Prep Type: Total/NA

Analyte	Spike Added	LCS Result	LCS Qualifier	Unit	D	%Rec	%Rec Limits
1,2,3-Trichloropropane	0.0500	0.0541		ug/L		108	40 - 160
1,2-Dibromo-3-Chloropropane	0.0500	0.0568		ug/L		114	40 - 160
1,4-Dioxane	5.00	4.53		ug/L		91	40 - 160
Ethylene Dibromide	0.0500	0.0435		ug/L		87	70 - 130

Surrogate	*LCS %Recovery*	*LCS Qualifier*	*Limits*
4-Bromofluorobenzene	*104*		*70 - 130*

Lab Sample ID: 460-298820-2 MS
Matrix: Water
Analysis Batch: 962224

Client Sample ID: RW-14D (175-185)-022324
Prep Type: Total/NA

Analyte	Sample Result	Sample Qualifier	Spike Added	MS Result	MS Qualifier	Unit	D	%Rec	%Rec Limits
1,2,3-Trichloropropane	0.012	U	0.0500	0.0575		ug/L		115	40 - 160
1,2-Dibromo-3-Chloropropane	0.010	U	0.0500	0.0555		ug/L		111	40 - 160
1,4-Dioxane	0.33	U	5.00	4.77		ug/L		95	40 - 160
Ethylene Dibromide	0.0079	U	0.0500	0.0535		ug/L		107	70 - 130

Surrogate	*MS %Recovery*	*MS Qualifier*	*Limits*
4-Bromofluorobenzene	*100*		*70 - 130*

Lab Sample ID: 460-298820-2 MSD
Matrix: Water
Analysis Batch: 962224

Client Sample ID: RW-14D (175-185)-022324
Prep Type: Total/NA

Analyte	Sample Result	Sample Qualifier	Spike Added	MSD Result	MSD Qualifier	Unit	D	%Rec	%Rec Limits	RPD	RPD Limit
1,2,3-Trichloropropane	0.012	U	0.0500	0.0536		ug/L		107	40 - 160	7	20
1,2-Dibromo-3-Chloropropane	0.010	U	0.0500	0.0533		ug/L		107	40 - 160	4	20
1,4-Dioxane	0.33	U	5.00	5.72		ug/L		114	40 - 160	18	20
Ethylene Dibromide	0.0079	U	0.0500	0.0484		ug/L		97	70 - 130	10	20

Surrogate	*MSD %Recovery*	*MSD Qualifier*	*Limits*
4-Bromofluorobenzene	*99*		*70 - 130*

Method: 8270E SIM ID - Semivolatile Organic Compounds (GC/MS SIM / Isotope Dilution)

Lab Sample ID: MB 460-961492/1-A — **Client Sample ID: Method Blank**
Matrix: Water — **Prep Type: Total/NA**
Analysis Batch: 961545 — **Prep Batch: 961492**

Analyte	MB Result	MB Qualifier	RL	MDL	Unit	D	Prepared	Analyzed	Dil Fac
1,4-Dioxane	0.072	U	0.20	0.072	ug/L		02/27/24 21:05	02/28/24 08:21	1

Isotope Dilution	*MB %Recovery*	*MB Qualifier*	*Limits*	*Prepared*	*Analyzed*	*Dil Fac*
1,4-Dioxane-d8	*33*		*10 - 150*	*02/27/24 21:05*	*02/28/24 08:21*	*1*

Lab Sample ID: LCS 460-961492/2-A — **Client Sample ID: Lab Control Sample**
Matrix: Water — **Prep Type: Total/NA**
Analysis Batch: 961545 — **Prep Batch: 961492**

Analyte	Spike Added	LCS Result	LCS Qualifier	Unit	D	%Rec	%Rec Limits
1,4-Dioxane	1.60	1.31		ug/L		82	50 - 142

Isotope Dilution	*LCS %Recovery*	*LCS Qualifier*	*Limits*
1,4-Dioxane-d8	*30*		*10 - 150*

Lab Sample ID: LCSD 460-961492/3-A — **Client Sample ID: Lab Control Sample Dup**
Matrix: Water — **Prep Type: Total/NA**
Analysis Batch: 961545 — **Prep Batch: 961492**

Analyte	Spike Added	LCSD Result	LCSD Qualifier	Unit	D	%Rec	%Rec Limits	RPD	RPD Limit
1,4-Dioxane	1.60	1.49		ug/L		93	50 - 142	13	20

Isotope Dilution	*LCSD %Recovery*	*LCSD Qualifier*	*Limits*
1,4-Dioxane-d8	*30*		*10 - 150*

Lab Sample ID: 460-298820-2 MS — **Client Sample ID: RW-14D (175-185)-022324**
Matrix: Water — **Prep Type: Total/NA**
Analysis Batch: 961545 — **Prep Batch: 961492**

Analyte	Sample Result	Sample Qualifier	Spike Added	MS Result	MS Qualifier	Unit	D	%Rec	%Rec Limits
1,4-Dioxane	0.072	U	1.60	1.57		ug/L		98	50 - 142

Isotope Dilution	*MS %Recovery*	*MS Qualifier*	*Limits*
1,4-Dioxane-d8	*31*		*10 - 150*

Lab Sample ID: 460-298820-2 MSD — **Client Sample ID: RW-14D (175-185)-022324**
Matrix: Water — **Prep Type: Total/NA**
Analysis Batch: 961545 — **Prep Batch: 961492**

Analyte	Sample Result	Sample Qualifier	Spike Added	MSD Result	MSD Qualifier	Unit	D	%Rec	%Rec Limits	RPD	RPD Limit
1,4-Dioxane	0.072	U	1.60	1.65		ug/L		103	50 - 142	5	20

Isotope Dilution	*MSD %Recovery*	*MSD Qualifier*	*Limits*
1,4-Dioxane-d8	*34*		*10 - 150*

Method: 6020B - Metals (ICP/MS)

Lab Sample ID: LCS 460-961752/19-A — **Client Sample ID: Lab Control Sample**
Matrix: Water — **Prep Type: Total Recoverable**
Analysis Batch: 961679 — **Prep Batch: 961752**

Analyte	Spike Added	LCS Result	LCS Qualifier	Unit	D	%Rec	%Rec Limits
Arsenic	50.0	55.02		ug/L		110	80 - 120
Lead	25.0	26.89		ug/L		108	80 - 120

Lab Sample ID: MB 460-962655/1-A — **Client Sample ID: Method Blank**
Matrix: Water — **Prep Type: Total Recoverable**
Analysis Batch: 962740 — **Prep Batch: 962655**

Analyte	MB Result	MB Qualifier	RL	MDL	Unit	D	Prepared	Analyzed	Dil Fac
Arsenic	1.2	U	2.0	1.2	ug/L		03/06/24 08:15	03/06/24 14:12	1
Lead	0.42	U	1.2	0.42	ug/L		03/06/24 08:15	03/06/24 14:12	1

Lab Sample ID: LCS 460-962655/2-A — **Client Sample ID: Lab Control Sample**
Matrix: Water — **Prep Type: Total Recoverable**
Analysis Batch: 962740 — **Prep Batch: 962655**

Analyte	Spike Added	LCS Result	LCS Qualifier	Unit	D	%Rec	%Rec Limits
Arsenic	50.0	49.98		ug/L		100	80 - 120
Lead	25.0	24.48		ug/L		98	80 - 120

Lab Sample ID: 460-298820-2 MS — **Client Sample ID: RW-14D (175-185)-022324**
Matrix: Water — **Prep Type: Total Recoverable**
Analysis Batch: 962740 — **Prep Batch: 962655**

Analyte	Sample Result	Sample Qualifier	Spike Added	MS Result	MS Qualifier	Unit	D	%Rec	%Rec Limits
Arsenic	2.3		50.0	51.41		ug/L		98	75 - 125
Lead	0.42	U	25.0	24.93		ug/L		100	75 - 125

Lab Sample ID: 460-298820-2 MSD — **Client Sample ID: RW-14D (175-185)-022324**
Matrix: Water — **Prep Type: Total Recoverable**
Analysis Batch: 962740 — **Prep Batch: 962655**

Analyte	Sample Result	Sample Qualifier	Spike Added	MSD Result	MSD Qualifier	Unit	D	%Rec	%Rec Limits	RPD	RPD Limit
Arsenic	2.3		50.0	54.14		ug/L		104	75 - 125	5	20
Lead	0.42	U	25.0	25.61		ug/L		102	75 - 125	3	20

Lab Sample ID: 460-298820-2 DU — **Client Sample ID: RW-14D (175-185)-022324**
Matrix: Water — **Prep Type: Total Recoverable**
Analysis Batch: 962740 — **Prep Batch: 962655**

Analyte	Sample Result	Sample Qualifier	DU Result	DU Qualifier	Unit	D	RPD	RPD Limit
Arsenic	2.3		1.63	J F5	ug/L		36	20
Lead	0.42	U	0.42	U	ug/L		NC	20

Lab Sample ID: MB 460-961750/1-B — **Client Sample ID: Method Blank**
Matrix: Water — **Prep Type: Dissolved**
Analysis Batch: 961679 — **Prep Batch: 961752**

Analyte	MB Result	MB Qualifier	RL	MDL	Unit	D	Prepared	Analyzed	Dil Fac
Arsenic	1.2	U	2.0	1.2	ug/L		02/28/24 22:42	02/28/24 23:19	1
Lead	0.42	U	1.2	0.42	ug/L		02/28/24 22:42	02/28/24 23:19	1

QC Sample Results

Client: Cornerstone Environmental Group, LLC
Project/Site: FORD Ringwood Mines E203361 (2024)

Job ID: 460-298820-1

Method: 6020B - Metals (ICP/MS)

Lab Sample ID: 460-298820-2 MS
Matrix: Water
Analysis Batch: 961679

Client Sample ID: RW-14D (175-185)-022324
Prep Type: Dissolved
Prep Batch: 961752

Analyte	Sample Result	Sample Qualifier	Spike Added	MS Result	MS Qualifier	Unit	D	%Rec	%Rec Limits		
Arsenic	1.6	J	50.0	53.47		ug/L		104	75 - 125		
Lead	0.42	U	25.0	21.21		ug/L		85	75 - 125		

Lab Sample ID: 460-298820-2 MSD
Matrix: Water
Analysis Batch: 961679

Client Sample ID: RW-14D (175-185)-022324
Prep Type: Dissolved
Prep Batch: 961752

Analyte	Sample Result	Sample Qualifier	Spike Added	MSD Result	MSD Qualifier	Unit	D	%Rec	%Rec Limits	RPD	RPD Limit
Arsenic	1.6	J	50.0	54.01		ug/L		105	75 - 125	1	20
Lead	0.42	U	25.0	23.57		ug/L		94	75 - 125	11	20

Lab Sample ID: 460-298820-2 DU
Matrix: Water
Analysis Batch: 961679

Client Sample ID: RW-14D (175-185)-022324
Prep Type: Dissolved
Prep Batch: 961752

Analyte	Sample Result	Sample Qualifier		DU Result	DU Qualifier	Unit	D			RPD	RPD Limit
Arsenic	1.6	J		1.48	J	ug/L				10	20
Lead	0.42	U		0.42	U	ug/L				NC	20

QC Association Summary

Client: Cornerstone Environmental Group, LLC
Project/Site: FORD Ringwood Mines E203361 (2024)

Job ID: 460-298820-1

GC/MS VOA

Analysis Batch: 962030

Lab Sample ID	Client Sample ID	Prep Type	Matrix	Method	Prep Batch
460-298820-1	RW-14S (135-153)-022324	Total/NA	Water	8260D	
460-298820-2	RW-14D (175-185)-022324	Total/NA	Water	8260D	
460-298820-3	RW-15S (110-120)-022324	Total/NA	Water	8260D	
460-298820-4	DUP-03-022324	Total/NA	Water	8260D	
460-298820-5	RW-15D (127-137)-022324	Total/NA	Water	8260D	
460-298820-6	FB-03-022324	Total/NA	Water	8260D	
MB 460-962030/9	Method Blank	Total/NA	Water	8260D	
LCS 460-962030/3	Lab Control Sample	Total/NA	Water	8260D	
460-298820-2 MS	RW-14D (175-185)-022324	Total/NA	Water	8260D	
460-298820-2 MSD	RW-14D (175-185)-022324	Total/NA	Water	8260D	

Analysis Batch: 962224

Lab Sample ID	Client Sample ID	Prep Type	Matrix	Method	Prep Batch
460-298820-1	RW-14S (135-153)-022324	Total/NA	Water	8260D SIM	
460-298820-2	RW-14D (175-185)-022324	Total/NA	Water	8260D SIM	
460-298820-3	RW-15S (110-120)-022324	Total/NA	Water	8260D SIM	
460-298820-4	DUP-03-022324	Total/NA	Water	8260D SIM	
460-298820-5	RW-15D (127-137)-022324	Total/NA	Water	8260D SIM	
460-298820-6	FB-03-022324	Total/NA	Water	8260D SIM	
MB 460-962224/7	Method Blank	Total/NA	Water	8260D SIM	
LCS 460-962224/3	Lab Control Sample	Total/NA	Water	8260D SIM	
460-298820-2 MS	RW-14D (175-185)-022324	Total/NA	Water	8260D SIM	
460-298820-2 MSD	RW-14D (175-185)-022324	Total/NA	Water	8260D SIM	

GC/MS Semi VOA

Prep Batch: 961492

Lab Sample ID	Client Sample ID	Prep Type	Matrix	Method	Prep Batch
460-298820-1	RW-14S (135-153)-022324	Total/NA	Water	3510C	
460-298820-2	RW-14D (175-185)-022324	Total/NA	Water	3510C	
460-298820-3	RW-15S (110-120)-022324	Total/NA	Water	3510C	
460-298820-4	DUP-03-022324	Total/NA	Water	3510C	
460-298820-5	RW-15D (127-137)-022324	Total/NA	Water	3510C	
460-298820-6	FB-03-022324	Total/NA	Water	3510C	
MB 460-961492/1-A	Method Blank	Total/NA	Water	3510C	
LCS 460-961492/2-A	Lab Control Sample	Total/NA	Water	3510C	
LCSD 460-961492/3-A	Lab Control Sample Dup	Total/NA	Water	3510C	
460-298820-2 MS	RW-14D (175-185)-022324	Total/NA	Water	3510C	
460-298820-2 MSD	RW-14D (175-185)-022324	Total/NA	Water	3510C	

Analysis Batch: 961545

Lab Sample ID	Client Sample ID	Prep Type	Matrix	Method	Prep Batch
460-298820-1	RW-14S (135-153)-022324	Total/NA	Water	8270E SIM ID	961492
460-298820-2	RW-14D (175-185)-022324	Total/NA	Water	8270E SIM ID	961492
460-298820-3	RW-15S (110-120)-022324	Total/NA	Water	8270E SIM ID	961492
460-298820-4	DUP-03-022324	Total/NA	Water	8270E SIM ID	961492
460-298820-5	RW-15D (127-137)-022324	Total/NA	Water	8270E SIM ID	961492
460-298820-6	FB-03-022324	Total/NA	Water	8270E SIM ID	961492
MB 460-961492/1-A	Method Blank	Total/NA	Water	8270E SIM ID	961492
LCS 460-961492/2-A	Lab Control Sample	Total/NA	Water	8270E SIM ID	961492
LCSD 460-961492/3-A	Lab Control Sample Dup	Total/NA	Water	8270E SIM ID	961492

GC/MS Semi VOA (Continued)

Analysis Batch: 961545 (Continued)

Lab Sample ID	Client Sample ID	Prep Type	Matrix	Method	Prep Batch
460-298820-2 MS	RW-14D (175-185)-022324	Total/NA	Water	8270E SIM ID	961492
460-298820-2 MSD	RW-14D (175-185)-022324	Total/NA	Water	8270E SIM ID	961492

Metals

Analysis Batch: 961679

Lab Sample ID	Client Sample ID	Prep Type	Matrix	Method	Prep Batch
460-298820-1	RW-14S (135-153)-022324	Dissolved	Water	6020B	961752
460-298820-2	RW-14D (175-185)-022324	Dissolved	Water	6020B	961752
460-298820-3	RW-15S (110-120)-022324	Dissolved	Water	6020B	961752
460-298820-4	DUP-03-022324	Dissolved	Water	6020B	961752
460-298820-5	RW-15D (127-137)-022324	Dissolved	Water	6020B	961752
460-298820-6	FB-03-022324	Dissolved	Water	6020B	961752
MB 460-961750/1-B	Method Blank	Dissolved	Water	6020B	961752
LCS 460-961752/19-A	Lab Control Sample	Total Recoverable	Water	6020B	961752
460-298820-2 MS	RW-14D (175-185)-022324	Dissolved	Water	6020B	961752
460-298820-2 MSD	RW-14D (175-185)-022324	Dissolved	Water	6020B	961752
460-298820-2 DU	RW-14D (175-185)-022324	Dissolved	Water	6020B	961752

Filtration Batch: 961750

Lab Sample ID	Client Sample ID	Prep Type	Matrix	Method	Prep Batch
460-298820-1	RW-14S (135-153)-022324	Dissolved	Water	FILTRATION	
460-298820-2	RW-14D (175-185)-022324	Dissolved	Water	FILTRATION	
460-298820-3	RW-15S (110-120)-022324	Dissolved	Water	FILTRATION	
460-298820-4	DUP-03-022324	Dissolved	Water	FILTRATION	
460-298820-5	RW-15D (127-137)-022324	Dissolved	Water	FILTRATION	
460-298820-6	FB-03-022324	Dissolved	Water	FILTRATION	
MB 460-961750/1-B	Method Blank	Dissolved	Water	FILTRATION	
460-298820-2 MS	RW-14D (175-185)-022324	Dissolved	Water	FILTRATION	
460-298820-2 MSD	RW-14D (175-185)-022324	Dissolved	Water	FILTRATION	
460-298820-2 DU	RW-14D (175-185)-022324	Dissolved	Water	FILTRATION	

Prep Batch: 961752

Lab Sample ID	Client Sample ID	Prep Type	Matrix	Method	Prep Batch
460-298820-1	RW-14S (135-153)-022324	Dissolved	Water	3005A	961750
460-298820-2	RW-14D (175-185)-022324	Dissolved	Water	3005A	961750
460-298820-3	RW-15S (110-120)-022324	Dissolved	Water	3005A	961750
460-298820-4	DUP-03-022324	Dissolved	Water	3005A	961750
460-298820-5	RW-15D (127-137)-022324	Dissolved	Water	3005A	961750
460-298820-6	FB-03-022324	Dissolved	Water	3005A	961750
MB 460-961750/1-B	Method Blank	Dissolved	Water	3005A	961750
LCS 460-961752/19-A	Lab Control Sample	Total Recoverable	Water	3005A	
460-298820-2 MS	RW-14D (175-185)-022324	Dissolved	Water	3005A	961750
460-298820-2 MSD	RW-14D (175-185)-022324	Dissolved	Water	3005A	961750
460-298820-2 DU	RW-14D (175-185)-022324	Dissolved	Water	3005A	961750

Prep Batch: 962655

Lab Sample ID	Client Sample ID	Prep Type	Matrix	Method	Prep Batch
460-298820-1	RW-14S (135-153)-022324	Total Recoverable	Water	3005A	
460-298820-2	RW-14D (175-185)-022324	Total Recoverable	Water	3005A	
460-298820-3	RW-15S (110-120)-022324	Total Recoverable	Water	3005A	

Metals (Continued)

Prep Batch: 962655 (Continued)

Lab Sample ID	Client Sample ID	Prep Type	Matrix	Method	Prep Batch
460-298820-4	DUP-03-022324	Total Recoverable	Water	3005A	
460-298820-5	RW-15D (127-137)-022324	Total Recoverable	Water	3005A	
460-298820-6	FB-03-022324	Total Recoverable	Water	3005A	
MB 460-962655/1-A	Method Blank	Total Recoverable	Water	3005A	
LCS 460-962655/2-A	Lab Control Sample	Total Recoverable	Water	3005A	
460-298820-2 MS	RW-14D (175-185)-022324	Total Recoverable	Water	3005A	
460-298820-2 MSD	RW-14D (175-185)-022324	Total Recoverable	Water	3005A	
460-298820-2 DU	RW-14D (175-185)-022324	Total Recoverable	Water	3005A	

Analysis Batch: 962729

Lab Sample ID	Client Sample ID	Prep Type	Matrix	Method	Prep Batch
460-298820-1	RW-14S (135-153)-022324	Total Recoverable	Water	6020B	962655
460-298820-3	RW-15S (110-120)-022324	Total Recoverable	Water	6020B	962655
460-298820-4	DUP-03-022324	Total Recoverable	Water	6020B	962655
460-298820-5	RW-15D (127-137)-022324	Total Recoverable	Water	6020B	962655
460-298820-6	FB-03-022324	Total Recoverable	Water	6020B	962655

Analysis Batch: 962740

Lab Sample ID	Client Sample ID	Prep Type	Matrix	Method	Prep Batch
460-298820-2	RW-14D (175-185)-022324	Total Recoverable	Water	6020B	962655
MB 460-962655/1-A	Method Blank	Total Recoverable	Water	6020B	962655
LCS 460-962655/2-A	Lab Control Sample	Total Recoverable	Water	6020B	962655
460-298820-2 MS	RW-14D (175-185)-022324	Total Recoverable	Water	6020B	962655
460-298820-2 MSD	RW-14D (175-185)-022324	Total Recoverable	Water	6020B	962655
460-298820-2 DU	RW-14D (175-185)-022324	Total Recoverable	Water	6020B	962655

Lab Chronicle

Client: Cornerstone Environmental Group, LLC
Project/Site: FORD Ringwood Mines E203361 (2024)

Job ID: 460-298820-1

Client Sample ID: RW-14S (135-153)-022324

Lab Sample ID: 460-298820-1
Date Collected: 02/23/24 09:30
Matrix: Water
Date Received: 02/23/24 18:00

Prep Type	Batch Type	Batch Method	Run	Dilution Factor	Batch Number	Analyst	Lab	Prepared or Analyzed
Total/NA	Analysis	8260D		1	962030	MZS	EET EDI	03/01/24 16:56
Total/NA	Analysis	8260D SIM		1	962224	SZD	EET EDI	03/04/24 12:49
Total/NA	Prep	3510C			961492	JMS	EET EDI	02/27/24 21:05
Total/NA	Analysis	8270E SIM ID		1	961545	DXD	EET EDI	02/28/24 09:54
Dissolved	Filtration	FILTRATION			961750	VAD	EET EDI	02/28/24 22:36
Dissolved	Prep	3005A			961752	VAD	EET EDI	02/28/24 22:42
Dissolved	Analysis	6020B		1	961679	CDC	EET EDI	02/28/24 23:41
Total Recoverable	Prep	3005A			962655	JKF	EET EDI	03/06/24 08:15
Total Recoverable	Analysis	6020B		1	962729	CDC	EET EDI	03/06/24 21:43

Client Sample ID: RW-14D (175-185)-022324

Lab Sample ID: 460-298820-2
Date Collected: 02/23/24 10:00
Matrix: Water
Date Received: 02/23/24 18:00

Prep Type	Batch Type	Batch Method	Run	Dilution Factor	Batch Number	Analyst	Lab	Prepared or Analyzed
Total/NA	Analysis	8260D		1	962030	MZS	EET EDI	03/01/24 17:22
Total/NA	Analysis	8260D SIM		1	962224	SZD	EET EDI	03/04/24 11:01
Total/NA	Prep	3510C			961492	JMS	EET EDI	02/27/24 21:05
Total/NA	Analysis	8270E SIM ID		1	961545	DXD	EET EDI	02/28/24 09:07
Dissolved	Filtration	FILTRATION			961750	VAD	EET EDI	02/28/24 22:36
Dissolved	Prep	3005A			961752	VAD	EET EDI	02/28/24 22:42
Dissolved	Analysis	6020B		1	961679	CDC	EET EDI	02/28/24 23:34
Total Recoverable	Prep	3005A			962655	JKF	EET EDI	03/06/24 08:15
Total Recoverable	Analysis	6020B		1	962740	FBT	EET EDI	03/06/24 14:27

Client Sample ID: RW-15S (110-120)-022324

Lab Sample ID: 460-298820-3
Date Collected: 02/23/24 10:50
Matrix: Water
Date Received: 02/23/24 18:00

Prep Type	Batch Type	Batch Method	Run	Dilution Factor	Batch Number	Analyst	Lab	Prepared or Analyzed
Total/NA	Analysis	8260D		1	962030	MZS	EET EDI	03/01/24 17:48
Total/NA	Analysis	8260D SIM		1	962224	SZD	EET EDI	03/04/24 13:11
Total/NA	Prep	3510C			961492	JMS	EET EDI	02/27/24 21:05
Total/NA	Analysis	8270E SIM ID		1	961545	DXD	EET EDI	02/28/24 10:09
Dissolved	Filtration	FILTRATION			961750	VAD	EET EDI	02/28/24 22:36
Dissolved	Prep	3005A			961752	VAD	EET EDI	02/28/24 22:42
Dissolved	Analysis	6020B		1	961679	CDC	EET EDI	02/28/24 23:50
Total Recoverable	Prep	3005A			962655	JKF	EET EDI	03/06/24 08:15
Total Recoverable	Analysis	6020B		1	962729	CDC	EET EDI	03/06/24 21:46

Lab Chronicle

Client: Cornerstone Environmental Group, LLC
Project/Site: FORD Ringwood Mines E203361 (2024)

Job ID: 460-298820-1

Client Sample ID: DUP-03-022324

Lab Sample ID: 460-298820-4

Date Collected: 02/23/24 12:00
Date Received: 02/23/24 18:00

Matrix: Water

Prep Type	Batch Type	Batch Method	Run	Dilution Factor	Batch Number	Analyst	Lab	Prepared or Analyzed
Total/NA	Analysis	8260D		1	962030	MZS	EET EDI	03/01/24 18:14
Total/NA	Analysis	8260D SIM		1	962224	SZD	EET EDI	03/04/24 13:33
Total/NA	Prep	3510C			961492	JMS	EET EDI	02/27/24 21:05
Total/NA	Analysis	8270E SIM ID		1	961545	DXD	EET EDI	02/28/24 10:25
Dissolved	Filtration	FILTRATION			961750	VAD	EET EDI	02/28/24 22:36
Dissolved	Prep	3005A			961752	VAD	EET EDI	02/28/24 22:42
Dissolved	Analysis	6020B		1	961679	CDC	EET EDI	02/28/24 23:53
Total Recoverable	Prep	3005A			962655	JKF	EET EDI	03/06/24 08:15
Total Recoverable	Analysis	6020B		1	962729	CDC	EET EDI	03/06/24 21:48

Client Sample ID: RW-15D (127-137)-022324

Lab Sample ID: 460-298820-5

Date Collected: 02/23/24 11:25
Date Received: 02/23/24 18:00

Matrix: Water

Prep Type	Batch Type	Batch Method	Run	Dilution Factor	Batch Number	Analyst	Lab	Prepared or Analyzed
Total/NA	Analysis	8260D		1	962030	MZS	EET EDI	03/01/24 18:41
Total/NA	Analysis	8260D SIM		1	962224	SZD	EET EDI	03/04/24 13:54
Total/NA	Prep	3510C			961492	JMS	EET EDI	02/27/24 21:05
Total/NA	Analysis	8270E SIM ID		1	961545	DXD	EET EDI	02/28/24 10:40
Dissolved	Filtration	FILTRATION			961750	VAD	EET EDI	02/28/24 22:36
Dissolved	Prep	3005A			961752	VAD	EET EDI	02/28/24 22:42
Dissolved	Analysis	6020B		1	961679	CDC	EET EDI	02/28/24 23:55
Total Recoverable	Prep	3005A			962655	JKF	EET EDI	03/06/24 08:15
Total Recoverable	Analysis	6020B		1	962729	CDC	EET EDI	03/06/24 21:50

Client Sample ID: FB-03-022324

Lab Sample ID: 460-298820-6

Date Collected: 02/23/24 11:30
Date Received: 02/23/24 18:00

Matrix: Water

Prep Type	Batch Type	Batch Method	Run	Dilution Factor	Batch Number	Analyst	Lab	Prepared or Analyzed
Total/NA	Analysis	8260D		1	962030	MZS	EET EDI	03/01/24 14:20
Total/NA	Analysis	8260D SIM		1	962224	SZD	EET EDI	03/04/24 09:57
Total/NA	Prep	3510C			961492	JMS	EET EDI	02/27/24 21:05
Total/NA	Analysis	8270E SIM ID		1	961545	DXD	EET EDI	02/28/24 10:56
Dissolved	Filtration	FILTRATION			961750	VAD	EET EDI	02/28/24 22:36
Dissolved	Prep	3005A			961752	VAD	EET EDI	02/28/24 22:42
Dissolved	Analysis	6020B		1	961679	CDC	EET EDI	02/28/24 23:48
Total Recoverable	Prep	3005A			962655	JKF	EET EDI	03/06/24 08:15
Total Recoverable	Analysis	6020B		1	962729	CDC	EET EDI	03/06/24 21:53

Laboratory References:

EET EDI = Eurofins Edison, 777 New Durham Road, Edison, NJ 08817, TEL (732)549-3900

Accreditation/Certification Summary

Client: Cornerstone Environmental Group, LLC
Job ID: 460-298820-1
Project/Site: FORD Ringwood Mines E203361 (2024)

Laboratory: Eurofins Edison

Unless otherwise noted, all analytes for this laboratory were covered under each accreditation/certification below.

Authority	Program	Identification Number	Expiration Date
New Jersey	NELAP	12028	06-30-24

The following analytes are included in this report, but the laboratory is not certified by the governing authority. This list may include analytes for which the agency does not offer certification.

Analysis Method	Prep Method	Matrix	Analyte
8260D SIM		Water	1,2,3-Trichloropropane
8260D SIM		Water	1,2-Dibromo-3-Chloropropane
8260D SIM		Water	Ethylene Dibromide

Method Summary

Client: Cornerstone Environmental Group, LLC
Project/Site: FORD Ringwood Mines E203361 (2024)

Job ID: 460-298820-1

Method	Method Description	Protocol	Laboratory
8260D	Volatile Organic Compounds by GC/MS	SW846	EET EDI
8260D SIM	Volatile Organic Compounds (GC/MS)	SW846	EET EDI
8270E SIM ID	Semivolatile Organic Compounds (GC/MS SIM / Isotope Dilution)	SW846	EET EDI
6020B	Metals (ICP/MS)	SW846	EET EDI
3005A	Preparation, Total Recoverable or Dissolved Metals	SW846	EET EDI
3510C	Liquid-Liquid Extraction (Separatory Funnel)	SW846	EET EDI
5030C	Purge and Trap	SW846	EET EDI
FILTRATION	Sample Filtration	None	EET EDI

Protocol References:

None = None

SW846 = "Test Methods For Evaluating Solid Waste, Physical/Chemical Methods", Third Edition, November 1986 And Its Updates.

Laboratory References:

EET EDI = Eurofins Edison, 777 New Durham Road, Edison, NJ 08817, TEL (732)549-3900

Sample Summary

Client: Cornerstone Environmental Group, LLC
Project/Site: FORD Ringwood Mines E203361 (2024)

Job ID: 460-298820-1

Lab Sample ID	Client Sample ID	Matrix	Collected	Received
460-298820-1	RW-14S (135-153)-022324	Water	02/23/24 09:30	02/23/24 18:00
460-298820-2	RW-14D (175-185)-022324	Water	02/23/24 10:00	02/23/24 18:00
460-298820-3	RW-15S (110-120)-022324	Water	02/23/24 10:50	02/23/24 18:00
460-298820-4	DUP-03-022324	Water	02/23/24 12:00	02/23/24 18:00
460-298820-5	RW-15D (127-137)-022324	Water	02/23/24 11:25	02/23/24 18:00
460-298820-6	FB-03-022324	Water	02/23/24 11:30	02/23/24 18:00

Chain of Custody Record

637044

eurofins | Environment Testing America

Address. _____

Regulatory Program ☐ DW ☐ NPDES ☐ RCRA ☐ Other

TAL-8210

Client Contact	Project Manager: Tim Aveper	Site Contact:	Date:	COC No:
Company Name: Tetra Tech	Tel/Email	Lab Contact:	Carrier:	____ of ____ COCs
Address: 100 Crystal Run Rd	Analysis Turnaround Time			Sampler:
City/State/Zip: Middletown NY 10941	☐ CALENDAR DAYS ☐ WORKING DAYS			For Lab Use Only:
Phone: 845-695-0200	TAT if different from Below ____			Walk-in Client:
Fax:	☒ 2 weeks			Lab Sampling
Project Name: Ringwood Mine FORD	☐ 1 week			
Site: Ringwood NJ	☐ 2 days			Job / SDG No. 298820
PO # 209-4213111-003	☐ 1 day			

Sample Identification	Sample Date	Sample Time	Sample Type (C=Comp, G=Grab)	Matrix	# of Cont.	Filtered Sample (Y/N)	Perform MS / MSD (Y/N)	8260D-TCL VOCs/SIM	6010B-As, Pb	6020B-Diss As Pb	8270E-1-4 Dioxin W/ Isotope Dilution	Sample Specific Notes.
RW-14S-(135-153)-022324	2/23/24	0930	G	GW	8	N	N	X	X	X	X	1
RW-14D-(175-185)-022324	2/23/24	1000	G	GW	8	N	Y	X	X	X	X	2
RW-14D-(175-185)-022324MS	2/23/24	1000	G	GW	8	N	Y	X	X	X	X	~~3~~ 2
RW-14D-(175-185)-022324MSD	2/23/24	1000	G	GW	8	N	Y	X	X	X	X	~~4~~ 2
RW-15S-(110-120)-022324	2/23/24	1050	G	GW	8	N	N	X	X	X	X	~~5~~ 3
DUP-03-022324	2/23/24	1200	G	GW	8	N	N	X	X	X	X	~~6~~ 4
RW-15D-(127-137)-022324	2/23/24	1125	G	GW	8	N	N	X	X	X	X	~~7~~ 5
FB-03-022324	2/23/24	1130	G	BW	8	N	N	X	X	X	X	~~8~~ 6

ELMSFORD 272

460-298820 Chain of Custody

Preservation Used: 1= Ice, 2= HCl; 3= H2SO4; 4=HNO3; 5=NaOH; 6= Other _____

Possible Hazard Identification
Are any samples from a listed EPA Hazardous Waste? Please List any EPA Waste Codes for the sample in the Comments Section if the lab is to dispose of the sample.

☒ Non-Hazard ☐ Flammable ☐ Skin Irritant ☐ Poison B ☐ Unknown

Sample Disposal (A fee may be assessed ... than 1 month)

☐ Return to Client ☒ Disposal by Lab ☐ Archive for _____ Months

Special Instructions/QC Requirements & Comments.

Custody Seals Intact: ☐ Yes ☐ No | Custody Seal No. | Cooler Temp (°C): Obs'd _____ Corr'd. _____ Therm ID No. _____

Relinquished by:	Company:	Date/Time:	Received by:	Company:	Date/Time:
Daniel Wheeler	TT	02/23/24 / 1245	[signature]	ETA	2-23-24 1245
[signature]	ETA 2-23-24	1700	[signature]	[signature]	2-23-24 1700
[signature]	[signature]	2-23-24 1800	Received in Laboratory by: [signature]	ETA	2/23/24 1800

1.3 / 1.7 [signature]

3/8/2024

Eurofins TestAmerica Edison
Receipt Temperature and pH Log

Job Number: 298810

Number of Coolers: 1 IR Gun # 9

Cooler Temperatures

	RAW	CORRECTED		RAW	CORRECTED		RAW	CORRECTED
Cooler #1:	1.3 °C	1.7 °C	Cooler #4:	°C	°C	Cooler #7:	°C	°C
Cooler #2:	°C	°C	Cooler #5:	°C	°C	Cooler #8:	°C	°C
Cooler #3:	°C	°C	Cooler #6:	°C	°C	Cooler #9:	°C	°C

TALS Sample Number	Ammonia (pH<2)	COD (pH<2)	Nitrate Nitrite (pH<2)	Metals* (pH<2)	Hardness (pH<2)	Pest (pH 5-9)	EPH or QAM (pH<2)	Phenols (pH<2)	Sulfide (pH>9)	TKN (pH<2)	TOC (pH<2)	Total Cyanide (pH>12)	Total Phos (pH<2)	Other	Other
1				<2											
2				<2											
3				<2											
4				<2											
5				<2											
6				<2											

If pH adjustments are required record the information below:

Sample No(s) adjusted _____

Preservative Name/Conc. _____ Volume of Preservative used (ml) _____

Lot # of Preservative(s): _____ Expiration Date: _____

The appropriate Project Manager and Department Manager should be notified about the samples which were pH adjusted.

**Samples for Metal analysis which are out of compliance must be acidified at least 24 hours prior to analysis.*

EDS-WI-038, Rev 4.1
10/22/2019

Initials: [illegible] Date: 2 23 24

Login Sample Receipt Checklist

Client: Cornerstone Environmental Group, LLC

Job Number: 460-298820-1

Login Number: 298820
List Number: 1
Creator: Lysy, Susan

List Source: Eurofins Edison

Question	Answer	Comment
Radioactivity wasn't checked or is </= background as measured by a survey meter.	N/A	
The cooler's custody seal, if present, is intact.	True	
Sample custody seals, if present, are intact.	True	
The cooler or samples do not appear to have been compromised or tampered with.	True	
Samples were received on ice.	True	
Cooler Temperature is acceptable.	True	
Cooler Temperature is recorded.	True	
COC is present.	True	
COC is filled out in ink and legible.	True	
COC is filled out with all pertinent information.	True	
Is the Field Sampler's name present on COC?	True	
There are no discrepancies between the containers received and the COC.	True	
Samples are received within Holding Time (excluding tests with immediate HTs)	True	
Sample containers have legible labels.	True	
Containers are not broken or leaking.	True	
Sample collection date/times are provided.	True	
Appropriate sample containers are used.	True	
Sample bottles are completely filled.	True	
Sample Preservation Verified.	True	
There is sufficient vol. for all requested analyses, incl. any requested MS/MSDs	True	
Containers requiring zero headspace have no headspace or bubble is <6mm (1/4").	True	
Multiphasic samples are not present.	N/A	
Samples do not require splitting or compositing.	N/A	
Residual Chlorine Checked.	N/A	

eurofins | Environment Testing

ANALYTICAL REPORT

PREPARED FOR

Attn: Dr. Tim Roeper
Cornerstone Environmental Group, LLC
100 Crystal Run Road
Suite 101
Middletown, New York 10941

Generated 3/12/2024 9:08:44 AM

JOB DESCRIPTION

FORD Ringwood Mines E203361 (2024)

JOB NUMBER

460-298890-1

Eurofins Edison
777 New Durham Road
Edison NJ 08817

See page two for job notes and contact information.

my EOL

Eurofins Edison

Job Notes

This report may not be reproduced except in full, and with written approval from the laboratory. The results relate only to the samples tested. For questions please contact the Project Manager at the e-mail address or telephone number listed on this page.

The test results in this report relate only to the samples as received by the laboratory and will meet all requirements of the methodology, with any exceptions noted. This report shall not be reproduced except in full, without the express written approval of the laboratory. All questions should be directed to the Eurofins Environment Testing Northeast, LLC Project Manager.

Authorization

Generated
3/12/2024 9:08:44 AM

Authorized for release by
Patricia Grieco, Senior Project Manager
Patricia.Grieco@et.eurofinsus.com
Designee for
Maria Luisa Cruz, Project Manager II
Maria.Cruz@et.eurofinsus.com
(732)549-3900

Table of Contents

Cover Page 1
Table of Contents 3
Definitions/Glossary 4
Case Narrative 5
Detection Summary 8
Client Sample Results 10
Surrogate Summary 25
Isotope Dilution Summary 26
QC Sample Results 27
QC Association Summary 38
Lab Chronicle 42
Certification Summary 45
Method Summary 46
Sample Summary 47
Chain of Custody 48
Receipt Checklists 50

Qualifiers

GC/MS VOA

Qualifier	Qualifier Description
*+	LCS and/or LCSD is outside acceptance limits, high biased.
F1	MS and/or MSD recovery exceeds control limits.
F2	MS/MSD RPD exceeds control limits
J	Result is less than the RL but greater than or equal to the MDL and the concentration is an approximate value.
U	Indicates the analyte was analyzed for but not detected.

GC/MS Semi VOA

Qualifier	Qualifier Description
U	Indicates the analyte was analyzed for but not detected.

Metals

Qualifier	Qualifier Description
J	Result is less than the RL but greater than or equal to the MDL and the concentration is an approximate value.
U	Indicates the analyte was analyzed for but not detected.

Glossary

Abbreviation	These commonly used abbreviations may or may not be present in this report.
¤	Listed under the "D" column to designate that the result is reported on a dry weight basis
%R	Percent Recovery
CFL	Contains Free Liquid
CFU	Colony Forming Unit
CNF	Contains No Free Liquid
DER	Duplicate Error Ratio (normalized absolute difference)
Dil Fac	Dilution Factor
DL	Detection Limit (DoD/DOE)
DL, RA, RE, IN	Indicates a Dilution, Re-analysis, Re-extraction, or additional Initial metals/anion analysis of the sample
DLC	Decision Level Concentration (Radiochemistry)
EDL	Estimated Detection Limit (Dioxin)
LOD	Limit of Detection (DoD/DOE)
LOQ	Limit of Quantitation (DoD/DOE)
MCL	EPA recommended "Maximum Contaminant Level"
MDA	Minimum Detectable Activity (Radiochemistry)
MDC	Minimum Detectable Concentration (Radiochemistry)
MDL	Method Detection Limit
ML	Minimum Level (Dioxin)
MPN	Most Probable Number
MQL	Method Quantitation Limit
NC	Not Calculated
ND	Not Detected at the reporting limit (or MDL or EDL if shown)
NEG	Negative / Absent
POS	Positive / Present
PQL	Practical Quantitation Limit
PRES	Presumptive
QC	Quality Control
RER	Relative Error Ratio (Radiochemistry)
RL	Reporting Limit or Requested Limit (Radiochemistry)
RPD	Relative Percent Difference, a measure of the relative difference between two points
TEF	Toxicity Equivalent Factor (Dioxin)
TEQ	Toxicity Equivalent Quotient (Dioxin)
TNTC	Too Numerous To Count

DATA OF KNOWN QUALITY CONFORMANCE/NON-CONFORMANCE SUMMARY QUESTIONNAIRE

Laboratory Name: Eurofins Edison

Client: Cornerstone Environmental Group, LLC

Project Location: FORD Ringwood Mines E203361 (2024)

Project Number: 460-298890-1

Laboratory Sample ID(s): 460-298890-2, 460-298890-3, 460-298890-4, 460-298890-5, 460-298890-6, 460-298890-7, 460-298890-8, 460-298890-9, 460-298890-10

Sampling Date(s): 02/22/2024

List DKQP Methods Used: 8260D, 8260D SIM, 6020B

1	For each analytical method referenced in this laboratory report package, were all specified QA/QC performance criteria followed, including the requirement to explain any criteria falling outside of acceptable guidelines, as specified in the NJDEP Data of Known Quality performance standards?	☑Yes ☐No
1A	Were the method specified handling, preservation, and holding time requirements met?	☐Yes ☐No ☑ See case narrative
1B	*EPH Method:* Was the EPH method conducted without significant modifications? (see Section 11.3 of respective DKQ methods)	☐Yes ☐No ☑N/A
2	Were all samples received by the laboratory in a condition consistent with that described on the associated chain-of-custody documents(s)?	☐Yes ☐No ☑ See case narrative
3	Were samples received at an appropriate temperature (4±2° C)?	☑Yes ☐No ☐N/A
4	Were all QA/QC performance criteria specified in the NJDEP DKQP standards achieved?	☐Yes ☑No
5	a) Were reporting limits specified or referenced on the chain-of-custody or communicated to the laboratory prior to sample receipt?	☐Yes ☐No ☑ See case narrative
	b) Were these reporting limits met?	☐Yes ☐No ☐N/A ☑ See case narrative
6	For each analytical method referenced in this laboratory report package, were results reported for all constituents identified in the method-specific analyte lists presented in the DKQP documents and/or site-specific QAPP?	☑Yes ☐No
7	Are project-specific matrix spike and/or laboratory duplicates included in this data set?	☑Yes ☐No

Notes: For all questions to which the response was "No" (with the exception of question #7), additional information should be provided in an attached narrative. If the answer to question #1, #1A, or #1B is "No", the data package does not meet requirements for "Data of Known Quality."

CASE NARRATIVE

Client: Cornerstone Environmental Group, LLC

Project: FORD Ringwood Mines E203361 (2024)

Report Number: 460-298890-1

This case narrative is in the form of an exception report, where only the anomalies related to this report, method specific performance and/or QA/QC issues are discussed. If there are no issues to report, this narrative will include a statement that documents that there are no relevant data issues.

It should be noted that samples with elevated Reporting Limits (RLs) as a result of a dilution may not be able to satisfy customer reporting limits in some cases. Such increases in the RLs are unavoidable but acceptable consequence of sample dilution that enables quantification of target analytes or interferences which exceed the calibration range of the instrument.

Calculations are performed before rounding to avoid round-off errors in calculated results.

All holding times were met and proper preservation noted for the methods performed on these samples, unless otherwise detailed in the individual sections below.

RECEIPT
The samples were received on 02/23/2024; the samples arrived in good condition, properly preserved and on ice. The temperatures of the 2 coolers at receipt time were 2.0º C and 2.4º C.

Receipt Exceptions

The following sample was listed on the Chain of Custody (COC); however, no sample was received: OB-3-022224 (460-298890-1). Upon further investigation this sample OB-3-022224 was already received 2/22 and logged under 460-298740. The field sampler wrote by error the same field ID on (460-298890-1).

Note: All samples which require thermal preservation are considered acceptable if the arrival temperature is within 2C of the required temperature or method specified range. For samples with a specified temperature of 4C, samples with a temperature ranging from just above freezing temperature of water to 6C shall be acceptable. Samples that are hand delivered immediately following collection may not meet these criteria, however they will be deemed acceptable according to NELAC standards, if there is evidence that the chilling process has begun, such as arrival on ice, etc.

VOLATILE ORGANIC COMPOUNDS (GC/MS) DKQP (TOTAL)
Samples OB-10-022224 (460-298890-2), OB-29-022224 (460-298890-3), OB-32-022224 (460-298890-4), OB-20B-022224 (460-298890-5), OB-31-022224 (460-298890-6), OB-19-022224 (460-298890-7), DUP-02-022224 (460-298890-8), RW-5-022224 (460-298890-9) and FB-02-022224 (460-298890-10) were analyzed for Volatile Organic Compounds (GC/MS) DKQP (Total) in accordance with EPA SW-846 Method 8260D (DKQP). The samples were analyzed on 03/02/2024.

The following sample was collected in a properly preserved vial; however, the pH was outside the required criteria when verified by the laboratory. The sample was analyzed outside the 7-day holding time specified for unpreserved samples but within the 14-day holding time specified for preserved samples: OB-32-022224 (460-298890-4).

The continuing calibration verification (CCV) associated with batch 460-962148 recovered above the upper control limit for 1,2,3-Trichlorobenzene. The samples associated with this CCV were non-detects for the affected analytes; therefore, the data have been reported.

1,2,3-Trichlorobenzene failed the recovery criteria high for LCS 460-962148/3. Refer to the QC report for details.

1,2,3-Trichlorobenzene and Bromomethane exceeded the RPD limit for the MSD of sample OB-31-022224-MSDMSD (460-298890-6) in batch 460-962148.

Refer to the QC report for details.

No other difficulties were encountered during the Volatiles analysis.

All other quality control parameters were within the acceptance limits.

VOLATILE ORGANIC COMPOUNDS (GC/MS) - SELECTED ION MODE (SIM) DKQP (TOTAL)
Samples OB-10-022224 (460-298890-2), OB-29-022224 (460-298890-3), OB-32-022224 (460-298890-4), OB-20B-022224 (460-298890-5), OB-31-022224 (460-298890-6), OB-19-022224 (460-298890-7), DUP-02-022224 (460-298890-8), RW-5-022224 (460-298890-9) and FB-02-022224 (460-298890-10) were analyzed for Volatile Organic Compounds (GC/MS) - Selected Ion Mode (SIM) DKQP (Total) in accordance with EPA SW-846 Method 8260D (DKQP) - Selected Ion Mode (SIM) DKQP. The samples were analyzed on 03/05/2024 and 03/06/2024.

Ethylene Dibromide failed the recovery criteria high for the MS of sample OB-31-022224-MSMS (460-298890-6) in batch 460-962418.

1,2,3-Trichloropropane and Ethylene Dibromide failed the recovery criteria high for the MSD of sample OB-31-022224-MSDMSD (460-298890-6) in batch 460-962418.

1,2,3-Trichloropropane and Ethylene Dibromide failed the recovery criteria high for the MSD of sample OB-31-022224-MSDMSD (460-298890-6) in batch 460-962418.

Refer to the QC report for details.

No other difficulties were encountered during the VOA SIM analysis.

All other quality control parameters were within the acceptance limits.

SEMIVOLATILE ORGANIC COMPOUNDS - SELECTED ION MODE (SIM) - ISOTOPE DILUTION - 1,4 DIOXANE
Samples OB-10-022224 (460-298890-2), OB-29-022224 (460-298890-3), OB-32-022224 (460-298890-4), OB-20B-022224 (460-298890-5), OB-31-022224 (460-298890-6), OB-19-022224 (460-298890-7), DUP-02-022224 (460-298890-8), RW-5-022224 (460-298890-9) and FB-02-022224 (460-298890-10) were analyzed for semivolatile organic compounds - Selected Ion Mode (SIM) - Isotope Dilution - 1,4 Dioxane in accordance with EPA SW-846 Method 8270E SIM 1,4Dioxane. The samples were prepared on 02/28/2024 and analyzed on 02/29/2024.

No difficulties were encountered during the 1,4 Dioxane analysis.

All quality control parameters were within the acceptance limits.

METALS DKQP (DISSOLVED)(ICP/MS)
Samples OB-10-022224 (460-298890-2), OB-29-022224 (460-298890-3), OB-32-022224 (460-298890-4), OB-20B-022224 (460-298890-5), OB-31-022224 (460-298890-6), OB-19-022224 (460-298890-7), DUP-02-022224 (460-298890-8), RW-5-022224 (460-298890-9) and FB-02-022224 (460-298890-10) were analyzed for Metals DKQP (Dissolved)(ICP/MS) in accordance with EPA SW-846 Method 6020B (DKQP). The samples were prepared and analyzed on 03/08/2024.

The following samples were not filtered and preserved within 15 minutes of sample collection in accordance with 40 CFR Part 136 Table II, Footnote 7, method 6020B. The samples were filtered prior to analysis at the laboratory.

OB-10-022224 (460-298890-2), OB-29-022224 (460-298890-3), OB-32-022224 (460-298890-4), OB-20B-022224 (460-298890-5), OB-31-022224 (460-298890-6), OB-31-022224-MS (460-298890-6[MS]), OB-31-022224-MSD (460-298890-6[MSD]), OB-19-022224 (460-298890-7), DUP-02-022224 (460-298890-8), RW-5-022224 (460-298890-9) and FB-02-022224 (460-298890-10)

No difficulties were encountered during the Metals DKQP (Dissolved)(ICP/MS) analysis.

All quality control parameters were within the acceptance limits.

METALS DKQP (TOTAL)(ICP/MS)
Samples OB-10-022224 (460-298890-2), OB-29-022224 (460-298890-3), OB-32-022224 (460-298890-4), OB-20B-022224 (460-298890-5), OB-31-022224 (460-298890-6), OB-19-022224 (460-298890-7), DUP-02-022224 (460-298890-8), RW-5-022224 (460-298890-9) and FB-02-022224 (460-298890-10) were analyzed for Metals DKQP (Total)(ICP/MS) in accordance with EPA SW-846 Method 6020B (DKQP). The samples were prepared and analyzed on 03/06/2024.

No difficulties were encountered during the Metals DKQP (Total)(ICP/MS) analysis.

All quality control parameters were within the acceptance limits.

Detection Summary

Client: Cornerstone Environmental Group, LLC
Project/Site: FORD Ringwood Mines E203361 (2024)

Job ID: 460-298890-1

Client Sample ID: OB-10-022224 — Lab Sample ID: 460-298890-2

No Detections.

Client Sample ID: OB-29-022224 — Lab Sample ID: 460-298890-3

Analyte	Result	Qualifier	RL	MDL	Unit	Dil Fac	D	Method	Prep Type
Lead	0.43	J	1.2	0.42	ug/L	1		6020B	Total Recoverable

Client Sample ID: OB-32-022224 — Lab Sample ID: 460-298890-4

Analyte	Result	Qualifier	RL	MDL	Unit	Dil Fac	D	Method	Prep Type
Arsenic	15.4		2.0	1.2	ug/L	1		6020B	Total Recoverable
Arsenic	1.3	J	2.0	1.2	ug/L	1		6020B	Dissolved

Client Sample ID: OB-20B-022224 — Lab Sample ID: 460-298890-5

Analyte	Result	Qualifier	RL	MDL	Unit	Dil Fac	D	Method	Prep Type
Cyclohexane	0.40	J	1.0	0.32	ug/L	1		8260D	Total/NA
Arsenic	1.2	J	2.0	1.2	ug/L	1		6020B	Total Recoverable
Lead	0.93	J	1.2	0.42	ug/L	1		6020B	Total Recoverable

Client Sample ID: OB-31-022224 — Lab Sample ID: 460-298890-6

Analyte	Result	Qualifier	RL	MDL	Unit	Dil Fac	D	Method	Prep Type
1,4-Dioxane	1.9		0.40	0.33	ug/L	1		8260D SIM	Total/NA
Chloroethane	3.8		1.0	0.32	ug/L	1		8260D	Total/NA
Cyclohexane	0.41	J	1.0	0.32	ug/L	1		8260D	Total/NA
1,4-Dioxane	0.83		0.20	0.072	ug/L	1		8270E SIM ID	Total/NA
Arsenic	22.2		2.0	1.2	ug/L	1		6020B	Total Recoverable

Client Sample ID: OB-19-022224 — Lab Sample ID: 460-298890-7

Analyte	Result	Qualifier	RL	MDL	Unit	Dil Fac	D	Method	Prep Type
1,4-Dioxane	0.92		0.40	0.33	ug/L	1		8260D SIM	Total/NA
Benzene	0.25	J	1.0	0.20	ug/L	1		8260D	Total/NA
Chloroethane	0.74	J	1.0	0.32	ug/L	1		8260D	Total/NA
Cyclohexane	0.46	J	1.0	0.32	ug/L	1		8260D	Total/NA
Isopropylbenzene	0.49	J	1.0	0.34	ug/L	1		8260D	Total/NA
1,4-Dioxane	0.51		0.20	0.072	ug/L	1		8270E SIM ID	Total/NA
Arsenic	1.4	J	2.0	1.2	ug/L	1		6020B	Total Recoverable
Lead	0.44	J	1.2	0.42	ug/L	1		6020B	Total Recoverable

Client Sample ID: DUP-02-022224 — Lab Sample ID: 460-298890-8

Analyte	Result	Qualifier	RL	MDL	Unit	Dil Fac	D	Method	Prep Type
1,4-Dioxane	1.1		0.40	0.33	ug/L	1		8260D SIM	Total/NA
Benzene	0.28	J	1.0	0.20	ug/L	1		8260D	Total/NA
Chloroethane	1.2		1.0	0.32	ug/L	1		8260D	Total/NA
Cyclohexane	0.55	J	1.0	0.32	ug/L	1		8260D	Total/NA
Isopropylbenzene	0.51	J	1.0	0.34	ug/L	1		8260D	Total/NA
1,4-Dioxane	0.53		0.20	0.072	ug/L	1		8270E SIM ID	Total/NA

This Detection Summary does not include radiochemical test results.

Eurofins Edison

Detection Summary

Client: Cornerstone Environmental Group, LLC
Project/Site: FORD Ringwood Mines E203361 (2024)

Job ID: 460-298890-1

Client Sample ID: DUP-02-022224 (Continued) — Lab Sample ID: 460-298890-8

Analyte	Result	Qualifier	RL	MDL	Unit	Dil Fac	D	Method	Prep Type
Arsenic	1.3	J	2.0	1.2	ug/L	1		6020B	Total Recoverable

Client Sample ID: RW-5-022224 — Lab Sample ID: 460-298890-9

Analyte	Result	Qualifier	RL	MDL	Unit	Dil Fac	D	Method	Prep Type
1,4-Dioxane	4.9		0.40	0.33	ug/L	1		8260D SIM	Total/NA
1,4-Dioxane	0.57		0.20	0.072	ug/L	1		8270E SIM ID	Total/NA
Arsenic	7.4		2.0	1.2	ug/L	1		6020B	Total Recoverable
Lead	4.7		1.2	0.42	ug/L	1		6020B	Total Recoverable
Arsenic	6.0		2.0	1.2	ug/L	1		6020B	Dissolved

Client Sample ID: FB-02-022224 — Lab Sample ID: 460-298890-10

Analyte	Result	Qualifier	RL	MDL	Unit	Dil Fac	D	Method	Prep Type
Chloromethane	0.43	J	1.0	0.40	ug/L	1		8260D	Total/NA
Lead	0.46	J	1.2	0.42	ug/L	1		6020B	Total Recoverable

This Detection Summary does not include radiochemical test results.

Client Sample Results

Client: Cornerstone Environmental Group, LLC
Project/Site: FORD Ringwood Mines E203361 (2024)

Job ID: 460-298890-1

Client Sample ID: OB-10-022224

Date Collected: 02/22/24 12:15
Date Received: 02/23/24 18:00

Lab Sample ID: 460-298890-2

Matrix: Water

Method: SW846 8260D SIM - Volatile Organic Compounds (GC/MS)

Analyte	Result	Qualifier	RL	MDL	Unit	D	Prepared	Analyzed	Dil Fac
1,2,3-Trichloropropane	0.012	U	0.030	0.012	ug/L			03/06/24 10:16	1
1,2-Dibromo-3-Chloropropane	0.010	U	0.020	0.010	ug/L			03/06/24 10:16	1
1,4-Dioxane	0.33	U	0.40	0.33	ug/L			03/06/24 10:16	1
Ethylene Dibromide	0.0079	U	0.020	0.0079	ug/L			03/06/24 10:16	1

Surrogate	*%Recovery*	*Qualifier*	*Limits*	*Prepared*	*Analyzed*	*Dil Fac*
4-Bromofluorobenzene	*94*		*70 - 130*		*03/06/24 10:16*	*1*

Method: SW846 8260D - Volatile Organic Compounds by GC/MS

Analyte	Result	Qualifier	RL	MDL	Unit	D	Prepared	Analyzed	Dil Fac
1,1,1-Trichloroethane	0.24	U	1.0	0.24	ug/L			03/02/24 15:59	1
1,1,2,2-Tetrachloroethane	0.37	U	1.0	0.37	ug/L			03/02/24 15:59	1
1,1,2-Trichloro-1,2,2-trifluoroethane	0.31	U	1.0	0.31	ug/L			03/02/24 15:59	1
1,1,2-Trichloroethane	0.20	U	1.0	0.20	ug/L			03/02/24 15:59	1
1,1-Dichloroethane	0.26	U	1.0	0.26	ug/L			03/02/24 15:59	1
1,1-Dichloroethene	0.26	U	1.0	0.26	ug/L			03/02/24 15:59	1
1,2,3-Trichlorobenzene	0.36	U *+	1.0	0.36	ug/L			03/02/24 15:59	1
1,2,4-Trichlorobenzene	0.37	U	1.0	0.37	ug/L			03/02/24 15:59	1
1,2-Dichlorobenzene	0.21	U	1.0	0.21	ug/L			03/02/24 15:59	1
1,2-Dichloroethane	0.43	U	1.0	0.43	ug/L			03/02/24 15:59	1
1,2-Dichloropropane	0.35	U	1.0	0.35	ug/L			03/02/24 15:59	1
1,3-Dichlorobenzene	0.34	U	1.0	0.34	ug/L			03/02/24 15:59	1
1,4-Dichlorobenzene	0.33	U	1.0	0.33	ug/L			03/02/24 15:59	1
2-Butanone (MEK)	1.9	U	5.0	1.9	ug/L			03/02/24 15:59	1
2-Hexanone	1.1	U	5.0	1.1	ug/L			03/02/24 15:59	1
4-Methyl-2-pentanone (MIBK)	1.3	U	5.0	1.3	ug/L			03/02/24 15:59	1
Acetone	4.4	U	5.0	4.4	ug/L			03/02/24 15:59	1
Benzene	0.20	U	1.0	0.20	ug/L			03/02/24 15:59	1
Bromoform	0.54	U	1.0	0.54	ug/L			03/02/24 15:59	1
Bromomethane	0.55	U	1.0	0.55	ug/L			03/02/24 15:59	1
Carbon disulfide	0.82	U	1.0	0.82	ug/L			03/02/24 15:59	1
Carbon tetrachloride	0.21	U	1.0	0.21	ug/L			03/02/24 15:59	1
Chlorobenzene	0.38	U	1.0	0.38	ug/L			03/02/24 15:59	1
Chlorobromomethane	0.41	U	1.0	0.41	ug/L			03/02/24 15:59	1
Chlorodibromomethane	0.28	U	1.0	0.28	ug/L			03/02/24 15:59	1
Chloroethane	0.32	U	1.0	0.32	ug/L			03/02/24 15:59	1
Chloroform	0.33	U	1.0	0.33	ug/L			03/02/24 15:59	1
Chloromethane	0.40	U	1.0	0.40	ug/L			03/02/24 15:59	1
cis-1,2-Dichloroethene	0.22	U	1.0	0.22	ug/L			03/02/24 15:59	1
cis-1,3-Dichloropropene	0.22	U	1.0	0.22	ug/L			03/02/24 15:59	1
Cyclohexane	0.32	U	1.0	0.32	ug/L			03/02/24 15:59	1
Dichlorobromomethane	0.34	U	1.0	0.34	ug/L			03/02/24 15:59	1
Dichlorodifluoromethane	0.31	U	1.0	0.31	ug/L			03/02/24 15:59	1
Ethylbenzene	0.30	U	1.0	0.30	ug/L			03/02/24 15:59	1
Isopropylbenzene	0.34	U	1.0	0.34	ug/L			03/02/24 15:59	1
Methyl acetate	0.79	U	5.0	0.79	ug/L			03/02/24 15:59	1
Methyl tert-butyl ether	0.22	U	1.0	0.22	ug/L			03/02/24 15:59	1
Methylcyclohexane	0.71	U	1.0	0.71	ug/L			03/02/24 15:59	1
Methylene Chloride	0.32	U	1.0	0.32	ug/L			03/02/24 15:59	1
Styrene	0.42	U	1.0	0.42	ug/L			03/02/24 15:59	1

Client Sample ID: OB-10-022224

Lab Sample ID: 460-298890-2
Date Collected: 02/22/24 12:15
Matrix: Water
Date Received: 02/23/24 18:00

Method: SW846 8260D - Volatile Organic Compounds by GC/MS (Continued)

Analyte	Result	Qualifier	RL	MDL	Unit	D	Prepared	Analyzed	Dil Fac
Tetrachloroethene	0.25	U	1.0	0.25	ug/L			03/02/24 15:59	1
Toluene	0.38	U	1.0	0.38	ug/L			03/02/24 15:59	1
trans-1,2-Dichloroethene	0.24	U	1.0	0.24	ug/L			03/02/24 15:59	1
trans-1,3-Dichloropropene	0.22	U	1.0	0.22	ug/L			03/02/24 15:59	1
Trichloroethene	0.31	U	1.0	0.31	ug/L			03/02/24 15:59	1
Trichlorofluoromethane	0.32	U	1.0	0.32	ug/L			03/02/24 15:59	1
Vinyl chloride	0.17	U	1.0	0.17	ug/L			03/02/24 15:59	1
Xylenes, Total	0.65	U	2.0	0.65	ug/L			03/02/24 15:59	1

Surrogate	*%Recovery*	*Qualifier*	*Limits*	*Prepared*	*Analyzed*	*Dil Fac*
1,2-Dichloroethane-d4 (Surr)	*94*		*70 - 130*		*03/02/24 15:59*	*1*
4-Bromofluorobenzene	*103*		*70 - 130*		*03/02/24 15:59*	*1*
Dibromofluoromethane (Surr)	*103*		*70 - 130*		*03/02/24 15:59*	*1*
Toluene-d8 (Surr)	*94*		*70 - 130*		*03/02/24 15:59*	*1*

Method: SW846 8270E SIM ID - Semivolatile Organic Compounds (GC/MS SIM / Isotope Dilution)

Analyte	Result	Qualifier	RL	MDL	Unit	D	Prepared	Analyzed	Dil Fac
1,4-Dioxane	0.072	U	0.20	0.072	ug/L		02/28/24 12:48	02/29/24 09:56	1

Isotope Dilution	*%Recovery*	*Qualifier*	*Limits*	*Prepared*	*Analyzed*	*Dil Fac*
1,4-Dioxane-d8	*42*		*10 - 150*	*02/28/24 12:48*	*02/29/24 09:56*	*1*

Method: SW846 6020B - Metals (ICP/MS) - Total Recoverable

Analyte	Result	Qualifier	RL	MDL	Unit	D	Prepared	Analyzed	Dil Fac
Arsenic	1.2	U	2.0	1.2	ug/L		03/06/24 09:07	03/06/24 15:27	1
Lead	0.42	U	1.2	0.42	ug/L		03/06/24 09:07	03/06/24 15:27	1

Method: SW846 6020B - Metals (ICP/MS) - Dissolved

Analyte	Result	Qualifier	RL	MDL	Unit	D	Prepared	Analyzed	Dil Fac
Arsenic	1.2	U	2.0	1.2	ug/L		03/08/24 11:11	03/08/24 16:01	1
Lead	0.42	U	1.2	0.42	ug/L		03/08/24 11:11	03/08/24 16:01	1

Client Sample ID: OB-29-022224

Lab Sample ID: 460-298890-3
Date Collected: 02/22/24 14:05
Matrix: Water
Date Received: 02/23/24 18:00

Method: SW846 8260D SIM - Volatile Organic Compounds (GC/MS)

Analyte	Result	Qualifier	RL	MDL	Unit	D	Prepared	Analyzed	Dil Fac
1,2,3-Trichloropropane	0.012	U	0.030	0.012	ug/L			03/05/24 04:21	1
1,2-Dibromo-3-Chloropropane	0.010	U	0.020	0.010	ug/L			03/05/24 04:21	1
1,4-Dioxane	0.33	U	0.40	0.33	ug/L			03/05/24 04:21	1
Ethylene Dibromide	0.0079	U	0.020	0.0079	ug/L			03/05/24 04:21	1

Surrogate	*%Recovery*	*Qualifier*	*Limits*	*Prepared*	*Analyzed*	*Dil Fac*
4-Bromofluorobenzene	*97*		*70 - 130*		*03/05/24 04:21*	*1*

Method: SW846 8260D - Volatile Organic Compounds by GC/MS

Analyte	Result	Qualifier	RL	MDL	Unit	D	Prepared	Analyzed	Dil Fac
1,1,1-Trichloroethane	0.24	U	1.0	0.24	ug/L			03/02/24 16:25	1
1,1,2,2-Tetrachloroethane	0.37	U	1.0	0.37	ug/L			03/02/24 16:25	1
1,1,2-Trichloro-1,2,2-trifluoroethane	0.31	U	1.0	0.31	ug/L			03/02/24 16:25	1
1,1,2-Trichloroethane	0.20	U	1.0	0.20	ug/L			03/02/24 16:25	1

Client Sample ID: OB-29-022224

Lab Sample ID: 460-298890-3

Date Collected: 02/22/24 14:05

Matrix: Water

Date Received: 02/23/24 18:00

Method: SW846 8260D - Volatile Organic Compounds by GC/MS (Continued)

Analyte	Result	Qualifier	RL	MDL	Unit	D	Prepared	Analyzed	Dil Fac
1,1-Dichloroethane	0.26	U	1.0	0.26	ug/L			03/02/24 16:25	1
1,1-Dichloroethene	0.26	U	1.0	0.26	ug/L			03/02/24 16:25	1
1,2,3-Trichlorobenzene	0.36	U *+	1.0	0.36	ug/L			03/02/24 16:25	1
1,2,4-Trichlorobenzene	0.37	U	1.0	0.37	ug/L			03/02/24 16:25	1
1,2-Dichlorobenzene	0.21	U	1.0	0.21	ug/L			03/02/24 16:25	1
1,2-Dichloroethane	0.43	U	1.0	0.43	ug/L			03/02/24 16:25	1
1,2-Dichloropropane	0.35	U	1.0	0.35	ug/L			03/02/24 16:25	1
1,3-Dichlorobenzene	0.34	U	1.0	0.34	ug/L			03/02/24 16:25	1
1,4-Dichlorobenzene	0.33	U	1.0	0.33	ug/L			03/02/24 16:25	1
2-Butanone (MEK)	1.9	U	5.0	1.9	ug/L			03/02/24 16:25	1
2-Hexanone	1.1	U	5.0	1.1	ug/L			03/02/24 16:25	1
4-Methyl-2-pentanone (MIBK)	1.3	U	5.0	1.3	ug/L			03/02/24 16:25	1
Acetone	4.4	U	5.0	4.4	ug/L			03/02/24 16:25	1
Benzene	0.20	U	1.0	0.20	ug/L			03/02/24 16:25	1
Bromoform	0.54	U	1.0	0.54	ug/L			03/02/24 16:25	1
Bromomethane	0.55	U	1.0	0.55	ug/L			03/02/24 16:25	1
Carbon disulfide	0.82	U	1.0	0.82	ug/L			03/02/24 16:25	1
Carbon tetrachloride	0.21	U	1.0	0.21	ug/L			03/02/24 16:25	1
Chlorobenzene	0.38	U	1.0	0.38	ug/L			03/02/24 16:25	1
Chlorobromomethane	0.41	U	1.0	0.41	ug/L			03/02/24 16:25	1
Chlorodibromomethane	0.28	U	1.0	0.28	ug/L			03/02/24 16:25	1
Chloroethane	0.32	U	1.0	0.32	ug/L			03/02/24 16:25	1
Chloroform	0.33	U	1.0	0.33	ug/L			03/02/24 16:25	1
Chloromethane	0.40	U	1.0	0.40	ug/L			03/02/24 16:25	1
cis-1,2-Dichloroethene	0.22	U	1.0	0.22	ug/L			03/02/24 16:25	1
cis-1,3-Dichloropropene	0.22	U	1.0	0.22	ug/L			03/02/24 16:25	1
Cyclohexane	0.32	U	1.0	0.32	ug/L			03/02/24 16:25	1
Dichlorobromomethane	0.34	U	1.0	0.34	ug/L			03/02/24 16:25	1
Dichlorodifluoromethane	0.31	U	1.0	0.31	ug/L			03/02/24 16:25	1
Ethylbenzene	0.30	U	1.0	0.30	ug/L			03/02/24 16:25	1
Isopropylbenzene	0.34	U	1.0	0.34	ug/L			03/02/24 16:25	1
Methyl acetate	0.79	U	5.0	0.79	ug/L			03/02/24 16:25	1
Methyl tert-butyl ether	0.22	U	1.0	0.22	ug/L			03/02/24 16:25	1
Methylcyclohexane	0.71	U	1.0	0.71	ug/L			03/02/24 16:25	1
Methylene Chloride	0.32	U	1.0	0.32	ug/L			03/02/24 16:25	1
Styrene	0.42	U	1.0	0.42	ug/L			03/02/24 16:25	1
Tetrachloroethene	0.25	U	1.0	0.25	ug/L			03/02/24 16:25	1
Toluene	0.38	U	1.0	0.38	ug/L			03/02/24 16:25	1
trans-1,2-Dichloroethene	0.24	U	1.0	0.24	ug/L			03/02/24 16:25	1
trans-1,3-Dichloropropene	0.22	U	1.0	0.22	ug/L			03/02/24 16:25	1
Trichloroethene	0.31	U	1.0	0.31	ug/L			03/02/24 16:25	1
Trichlorofluoromethane	0.32	U	1.0	0.32	ug/L			03/02/24 16:25	1
Vinyl chloride	0.17	U	1.0	0.17	ug/L			03/02/24 16:25	1
Xylenes, Total	0.65	U	2.0	0.65	ug/L			03/02/24 16:25	1

Surrogate	*%Recovery*	*Qualifier*	*Limits*	*Prepared*	*Analyzed*	*Dil Fac*
1,2-Dichloroethane-d4 (Surr)	*96*		*70 - 130*		*03/02/24 16:25*	*1*
4-Bromofluorobenzene	*104*		*70 - 130*		*03/02/24 16:25*	*1*
Dibromofluoromethane (Surr)	*105*		*70 - 130*		*03/02/24 16:25*	*1*
Toluene-d8 (Surr)	*95*		*70 - 130*		*03/02/24 16:25*	*1*

Client Sample Results

Client: Cornerstone Environmental Group, LLC
Project/Site: FORD Ringwood Mines E203361 (2024)

Job ID: 460-298890-1

Client Sample ID: OB-29-022224

Lab Sample ID: 460-298890-3
Date Collected: 02/22/24 14:05
Matrix: Water
Date Received: 02/23/24 18:00

Method: SW846 8270E SIM ID - Semivolatile Organic Compounds (GC/MS SIM / Isotope Dilution)

Analyte	Result	Qualifier	RL	MDL	Unit	D	Prepared	Analyzed	Dil Fac
1,4-Dioxane	0.072	U	0.20	0.072	ug/L		02/28/24 12:48	02/29/24 10:11	1

Isotope Dilution	*%Recovery*	*Qualifier*	*Limits*	*Prepared*	*Analyzed*	*Dil Fac*
1,4-Dioxane-d8	*45*		*10 - 150*	*02/28/24 12:48*	*02/29/24 10:11*	*1*

Method: SW846 6020B - Metals (ICP/MS) - Total Recoverable

Analyte	Result	Qualifier	RL	MDL	Unit	D	Prepared	Analyzed	Dil Fac
Arsenic	1.2	U	2.0	1.2	ug/L		03/06/24 09:07	03/06/24 15:29	1
Lead	**0.43**	**J**	1.2	0.42	ug/L		03/06/24 09:07	03/06/24 15:29	1

Method: SW846 6020B - Metals (ICP/MS) - Dissolved

Analyte	Result	Qualifier	RL	MDL	Unit	D	Prepared	Analyzed	Dil Fac
Arsenic	1.2	U	2.0	1.2	ug/L		03/08/24 11:11	03/08/24 16:28	1
Lead	0.42	U	1.2	0.42	ug/L		03/08/24 11:11	03/08/24 16:28	1

Client Sample ID: OB-32-022224

Lab Sample ID: 460-298890-4
Date Collected: 02/22/24 14:10
Matrix: Water
Date Received: 02/23/24 18:00

Method: SW846 8260D SIM - Volatile Organic Compounds (GC/MS)

Analyte	Result	Qualifier	RL	MDL	Unit	D	Prepared	Analyzed	Dil Fac
1,2,3-Trichloropropane	0.012	U	0.030	0.012	ug/L			03/05/24 04:42	1
1,2-Dibromo-3-Chloropropane	0.010	U	0.020	0.010	ug/L			03/05/24 04:42	1
1,4-Dioxane	0.33	U	0.40	0.33	ug/L			03/05/24 04:42	1
Ethylene Dibromide	0.0079	U	0.020	0.0079	ug/L			03/05/24 04:42	1

Surrogate	*%Recovery*	*Qualifier*	*Limits*	*Prepared*	*Analyzed*	*Dil Fac*
4-Bromofluorobenzene	*91*		*70 - 130*		*03/05/24 04:42*	*1*

Method: SW846 8260D - Volatile Organic Compounds by GC/MS

Analyte	Result	Qualifier	RL	MDL	Unit	D	Prepared	Analyzed	Dil Fac
1,1,1-Trichloroethane	0.24	U	1.0	0.24	ug/L			03/02/24 19:54	1
1,1,2,2-Tetrachloroethane	0.37	U	1.0	0.37	ug/L			03/02/24 19:54	1
1,1,2-Trichloro-1,2,2-trifluoroethane	0.31	U	1.0	0.31	ug/L			03/02/24 19:54	1
1,1,2-Trichloroethane	0.20	U	1.0	0.20	ug/L			03/02/24 19:54	1
1,1-Dichloroethane	0.26	U	1.0	0.26	ug/L			03/02/24 19:54	1
1,1-Dichloroethene	0.26	U	1.0	0.26	ug/L			03/02/24 19:54	1
1,2,3-Trichlorobenzene	0.36	U *+	1.0	0.36	ug/L			03/02/24 19:54	1
1,2,4-Trichlorobenzene	0.37	U	1.0	0.37	ug/L			03/02/24 19:54	1
1,2-Dichlorobenzene	0.21	U	1.0	0.21	ug/L			03/02/24 19:54	1
1,2-Dichloroethane	0.43	U	1.0	0.43	ug/L			03/02/24 19:54	1
1,2-Dichloropropane	0.35	U	1.0	0.35	ug/L			03/02/24 19:54	1
1,3-Dichlorobenzene	0.34	U	1.0	0.34	ug/L			03/02/24 19:54	1
1,4-Dichlorobenzene	0.33	U	1.0	0.33	ug/L			03/02/24 19:54	1
2-Butanone (MEK)	1.9	U	5.0	1.9	ug/L			03/02/24 19:54	1
2-Hexanone	1.1	U	5.0	1.1	ug/L			03/02/24 19:54	1
4-Methyl-2-pentanone (MIBK)	1.3	U	5.0	1.3	ug/L			03/02/24 19:54	1
Acetone	4.4	U	5.0	4.4	ug/L			03/02/24 19:54	1
Benzene	0.20	U	1.0	0.20	ug/L			03/02/24 19:54	1
Bromoform	0.54	U	1.0	0.54	ug/L			03/02/24 19:54	1
Bromomethane	0.55	U	1.0	0.55	ug/L			03/02/24 19:54	1
Carbon disulfide	0.82	U	1.0	0.82	ug/L			03/02/24 19:54	1

Client Sample ID: OB-32-022224

Lab Sample ID: 460-298890-4

Date Collected: 02/22/24 14:10
Matrix: Water
Date Received: 02/23/24 18:00

Method: SW846 8260D - Volatile Organic Compounds by GC/MS (Continued)

Analyte	Result	Qualifier	RL	MDL	Unit	D	Prepared	Analyzed	Dil Fac
Carbon tetrachloride	0.21	U	1.0	0.21	ug/L			03/02/24 19:54	1
Chlorobenzene	0.38	U	1.0	0.38	ug/L			03/02/24 19:54	1
Chlorobromomethane	0.41	U	1.0	0.41	ug/L			03/02/24 19:54	1
Chlorodibromomethane	0.28	U	1.0	0.28	ug/L			03/02/24 19:54	1
Chloroethane	0.32	U	1.0	0.32	ug/L			03/02/24 19:54	1
Chloroform	0.33	U	1.0	0.33	ug/L			03/02/24 19:54	1
Chloromethane	0.40	U	1.0	0.40	ug/L			03/02/24 19:54	1
cis-1,2-Dichloroethene	0.22	U	1.0	0.22	ug/L			03/02/24 19:54	1
cis-1,3-Dichloropropene	0.22	U	1.0	0.22	ug/L			03/02/24 19:54	1
Cyclohexane	0.32	U	1.0	0.32	ug/L			03/02/24 19:54	1
Dichlorobromomethane	0.34	U	1.0	0.34	ug/L			03/02/24 19:54	1
Dichlorodifluoromethane	0.31	U	1.0	0.31	ug/L			03/02/24 19:54	1
Ethylbenzene	0.30	U	1.0	0.30	ug/L			03/02/24 19:54	1
Isopropylbenzene	0.34	U	1.0	0.34	ug/L			03/02/24 19:54	1
Methyl acetate	0.79	U	5.0	0.79	ug/L			03/02/24 19:54	1
Methyl tert-butyl ether	0.22	U	1.0	0.22	ug/L			03/02/24 19:54	1
Methylcyclohexane	0.71	U	1.0	0.71	ug/L			03/02/24 19:54	1
Methylene Chloride	0.32	U	1.0	0.32	ug/L			03/02/24 19:54	1
Styrene	0.42	U	1.0	0.42	ug/L			03/02/24 19:54	1
Tetrachloroethene	0.25	U	1.0	0.25	ug/L			03/02/24 19:54	1
Toluene	0.38	U	1.0	0.38	ug/L			03/02/24 19:54	1
trans-1,2-Dichloroethene	0.24	U	1.0	0.24	ug/L			03/02/24 19:54	1
trans-1,3-Dichloropropene	0.22	U	1.0	0.22	ug/L			03/02/24 19:54	1
Trichloroethene	0.31	U	1.0	0.31	ug/L			03/02/24 19:54	1
Trichlorofluoromethane	0.32	U	1.0	0.32	ug/L			03/02/24 19:54	1
Vinyl chloride	0.17	U	1.0	0.17	ug/L			03/02/24 19:54	1
Xylenes, Total	0.65	U	2.0	0.65	ug/L			03/02/24 19:54	1

Surrogate	*%Recovery*	*Qualifier*	*Limits*	*Prepared*	*Analyzed*	*Dil Fac*
1,2-Dichloroethane-d4 (Surr)	*101*		*70 - 130*		*03/02/24 19:54*	*1*
4-Bromofluorobenzene	*106*		*70 - 130*		*03/02/24 19:54*	*1*
Dibromofluoromethane (Surr)	*106*		*70 - 130*		*03/02/24 19:54*	*1*
Toluene-d8 (Surr)	*94*		*70 - 130*		*03/02/24 19:54*	*1*

Method: SW846 8270E SIM ID - Semivolatile Organic Compounds (GC/MS SIM / Isotope Dilution)

Analyte	Result	Qualifier	RL	MDL	Unit	D	Prepared	Analyzed	Dil Fac
1,4-Dioxane	0.072	U	0.20	0.072	ug/L		02/28/24 12:48	02/29/24 10:26	1

Isotope Dilution	*%Recovery*	*Qualifier*	*Limits*	*Prepared*	*Analyzed*	*Dil Fac*
1,4-Dioxane-d8	*45*		*10 - 150*	*02/28/24 12:48*	*02/29/24 10:26*	*1*

Method: SW846 6020B - Metals (ICP/MS) - Total Recoverable

Analyte	Result	Qualifier	RL	MDL	Unit	D	Prepared	Analyzed	Dil Fac
Arsenic	**15.4**		2.0	1.2	ug/L		03/06/24 09:07	03/06/24 15:32	1
Lead	0.42	U	1.2	0.42	ug/L		03/06/24 09:07	03/06/24 15:32	1

Method: SW846 6020B - Metals (ICP/MS) - Dissolved

Analyte	Result	Qualifier	RL	MDL	Unit	D	Prepared	Analyzed	Dil Fac
Arsenic	**1.3**	**J**	2.0	1.2	ug/L		03/08/24 11:11	03/08/24 16:31	1
Lead	0.42	U	1.2	0.42	ug/L		03/08/24 11:11	03/08/24 16:31	1

Client Sample Results

Client: Cornerstone Environmental Group, LLC
Project/Site: FORD Ringwood Mines E203361 (2024)

Job ID: 460-298890-1

Client Sample ID: OB-20B-022224

Lab Sample ID: 460-298890-5

Date Collected: 02/22/24 13:10
Matrix: Water
Date Received: 02/23/24 18:00

Method: SW846 8260D SIM - Volatile Organic Compounds (GC/MS)

Analyte	Result	Qualifier	RL	MDL	Unit	D	Prepared	Analyzed	Dil Fac
1,2,3-Trichloropropane	0.012	U	0.030	0.012	ug/L			03/05/24 05:04	1
1,2-Dibromo-3-Chloropropane	0.010	U	0.020	0.010	ug/L			03/05/24 05:04	1
1,4-Dioxane	0.33	U	0.40	0.33	ug/L			03/05/24 05:04	1
Ethylene Dibromide	0.0079	U	0.020	0.0079	ug/L			03/05/24 05:04	1

Surrogate	*%Recovery*	*Qualifier*	*Limits*	*Prepared*	*Analyzed*	*Dil Fac*
4-Bromofluorobenzene	*93*		*70 - 130*		*03/05/24 05:04*	*1*

Method: SW846 8260D - Volatile Organic Compounds by GC/MS

Analyte	Result	Qualifier	RL	MDL	Unit	D	Prepared	Analyzed	Dil Fac
1,1,1-Trichloroethane	0.24	U	1.0	0.24	ug/L			03/02/24 16:51	1
1,1,2,2-Tetrachloroethane	0.37	U	1.0	0.37	ug/L			03/02/24 16:51	1
1,1,2-Trichloro-1,2,2-trifluoroethane	0.31	U	1.0	0.31	ug/L			03/02/24 16:51	1
1,1,2-Trichloroethane	0.20	U	1.0	0.20	ug/L			03/02/24 16:51	1
1,1-Dichloroethane	0.26	U	1.0	0.26	ug/L			03/02/24 16:51	1
1,1-Dichloroethene	0.26	U	1.0	0.26	ug/L			03/02/24 16:51	1
1,2,3-Trichlorobenzene	0.36	U *+	1.0	0.36	ug/L			03/02/24 16:51	1
1,2,4-Trichlorobenzene	0.37	U	1.0	0.37	ug/L			03/02/24 16:51	1
1,2-Dichlorobenzene	0.21	U	1.0	0.21	ug/L			03/02/24 16:51	1
1,2-Dichloroethane	0.43	U	1.0	0.43	ug/L			03/02/24 16:51	1
1,2-Dichloropropane	0.35	U	1.0	0.35	ug/L			03/02/24 16:51	1
1,3-Dichlorobenzene	0.34	U	1.0	0.34	ug/L			03/02/24 16:51	1
1,4-Dichlorobenzene	0.33	U	1.0	0.33	ug/L			03/02/24 16:51	1
2-Butanone (MEK)	1.9	U	5.0	1.9	ug/L			03/02/24 16:51	1
2-Hexanone	1.1	U	5.0	1.1	ug/L			03/02/24 16:51	1
4-Methyl-2-pentanone (MIBK)	1.3	U	5.0	1.3	ug/L			03/02/24 16:51	1
Acetone	4.4	U	5.0	4.4	ug/L			03/02/24 16:51	1
Benzene	0.20	U	1.0	0.20	ug/L			03/02/24 16:51	1
Bromoform	0.54	U	1.0	0.54	ug/L			03/02/24 16:51	1
Bromomethane	0.55	U	1.0	0.55	ug/L			03/02/24 16:51	1
Carbon disulfide	0.82	U	1.0	0.82	ug/L			03/02/24 16:51	1
Carbon tetrachloride	0.21	U	1.0	0.21	ug/L			03/02/24 16:51	1
Chlorobenzene	0.38	U	1.0	0.38	ug/L			03/02/24 16:51	1
Chlorobromomethane	0.41	U	1.0	0.41	ug/L			03/02/24 16:51	1
Chlorodibromomethane	0.28	U	1.0	0.28	ug/L			03/02/24 16:51	1
Chloroethane	0.32	U	1.0	0.32	ug/L			03/02/24 16:51	1
Chloroform	0.33	U	1.0	0.33	ug/L			03/02/24 16:51	1
Chloromethane	0.40	U	1.0	0.40	ug/L			03/02/24 16:51	1
cis-1,2-Dichloroethene	0.22	U	1.0	0.22	ug/L			03/02/24 16:51	1
cis-1,3-Dichloropropene	0.22	U	1.0	0.22	ug/L			03/02/24 16:51	1
Cyclohexane	**0.40**	**J**	1.0	0.32	ug/L			03/02/24 16:51	1
Dichlorobromomethane	0.34	U	1.0	0.34	ug/L			03/02/24 16:51	1
Dichlorodifluoromethane	0.31	U	1.0	0.31	ug/L			03/02/24 16:51	1
Ethylbenzene	0.30	U	1.0	0.30	ug/L			03/02/24 16:51	1
Isopropylbenzene	0.34	U	1.0	0.34	ug/L			03/02/24 16:51	1
Methyl acetate	0.79	U	5.0	0.79	ug/L			03/02/24 16:51	1
Methyl tert-butyl ether	0.22	U	1.0	0.22	ug/L			03/02/24 16:51	1
Methylcyclohexane	0.71	U	1.0	0.71	ug/L			03/02/24 16:51	1
Methylene Chloride	0.32	U	1.0	0.32	ug/L			03/02/24 16:51	1
Styrene	0.42	U	1.0	0.42	ug/L			03/02/24 16:51	1

Client Sample ID: OB-20B-022224

Lab Sample ID: 460-298890-5

Date Collected: 02/22/24 13:10
Matrix: Water
Date Received: 02/23/24 18:00

Method: SW846 8260D - Volatile Organic Compounds by GC/MS (Continued)

Analyte	Result	Qualifier	RL	MDL	Unit	D	Prepared	Analyzed	Dil Fac
Tetrachloroethene	0.25	U	1.0	0.25	ug/L			03/02/24 16:51	1
Toluene	0.38	U	1.0	0.38	ug/L			03/02/24 16:51	1
trans-1,2-Dichloroethene	0.24	U	1.0	0.24	ug/L			03/02/24 16:51	1
trans-1,3-Dichloropropene	0.22	U	1.0	0.22	ug/L			03/02/24 16:51	1
Trichloroethene	0.31	U	1.0	0.31	ug/L			03/02/24 16:51	1
Trichlorofluoromethane	0.32	U	1.0	0.32	ug/L			03/02/24 16:51	1
Vinyl chloride	0.17	U	1.0	0.17	ug/L			03/02/24 16:51	1
Xylenes, Total	0.65	U	2.0	0.65	ug/L			03/02/24 16:51	1

Surrogate	*%Recovery*	*Qualifier*	*Limits*	*Prepared*	*Analyzed*	*Dil Fac*
1,2-Dichloroethane-d4 (Surr)	*92*		*70 - 130*		*03/02/24 16:51*	*1*
4-Bromofluorobenzene	*103*		*70 - 130*		*03/02/24 16:51*	*1*
Dibromofluoromethane (Surr)	*104*		*70 - 130*		*03/02/24 16:51*	*1*
Toluene-d8 (Surr)	*97*		*70 - 130*		*03/02/24 16:51*	*1*

Method: SW846 8270E SIM ID - Semivolatile Organic Compounds (GC/MS SIM / Isotope Dilution)

Analyte	Result	Qualifier	RL	MDL	Unit	D	Prepared	Analyzed	Dil Fac
1,4-Dioxane	0.072	U	0.20	0.072	ug/L		02/28/24 12:48	02/29/24 10:41	1

Isotope Dilution	*%Recovery*	*Qualifier*	*Limits*	*Prepared*	*Analyzed*	*Dil Fac*
1,4-Dioxane-d8	*48*		*10 - 150*	*02/28/24 12:48*	*02/29/24 10:41*	*1*

Method: SW846 6020B - Metals (ICP/MS) - Total Recoverable

Analyte	Result	Qualifier	RL	MDL	Unit	D	Prepared	Analyzed	Dil Fac
Arsenic	**1.2**	**J**	2.0	1.2	ug/L		03/06/24 09:07	03/06/24 15:34	1
Lead	**0.93**	**J**	1.2	0.42	ug/L		03/06/24 09:07	03/06/24 15:34	1

Method: SW846 6020B - Metals (ICP/MS) - Dissolved

Analyte	Result	Qualifier	RL	MDL	Unit	D	Prepared	Analyzed	Dil Fac
Arsenic	1.2	U	2.0	1.2	ug/L		03/08/24 11:11	03/08/24 16:33	1
Lead	0.42	U	1.2	0.42	ug/L		03/08/24 11:11	03/08/24 16:33	1

Client Sample ID: OB-31-022224

Lab Sample ID: 460-298890-6

Date Collected: 02/22/24 11:50
Matrix: Water
Date Received: 02/23/24 18:00

Method: SW846 8260D SIM - Volatile Organic Compounds (GC/MS)

Analyte	Result	Qualifier	RL	MDL	Unit	D	Prepared	Analyzed	Dil Fac
1,2,3-Trichloropropane	0.012	U	0.030	0.012	ug/L			03/05/24 05:26	1
1,2-Dibromo-3-Chloropropane	0.010	U	0.020	0.010	ug/L			03/05/24 05:26	1
1,4-Dioxane	**1.9**		0.40	0.33	ug/L			03/05/24 05:26	1
Ethylene Dibromide	0.0079	U	0.020	0.0079	ug/L			03/05/24 05:26	1

Surrogate	*%Recovery*	*Qualifier*	*Limits*	*Prepared*	*Analyzed*	*Dil Fac*
4-Bromofluorobenzene	*103*		*70 - 130*		*03/05/24 05:26*	*1*

Method: SW846 8260D - Volatile Organic Compounds by GC/MS

Analyte	Result	Qualifier	RL	MDL	Unit	D	Prepared	Analyzed	Dil Fac
1,1,1-Trichloroethane	0.24	U	1.0	0.24	ug/L			03/02/24 17:18	1
1,1,2,2-Tetrachloroethane	0.37	U	1.0	0.37	ug/L			03/02/24 17:18	1
1,1,2-Trichloro-1,2,2-trifluoroethane	0.31	U	1.0	0.31	ug/L			03/02/24 17:18	1
1,1,2-Trichloroethane	0.20	U	1.0	0.20	ug/L			03/02/24 17:18	1

Client Sample ID: OB-31-022224

Lab Sample ID: 460-298890-6

Date Collected: 02/22/24 11:50

Matrix: Water

Date Received: 02/23/24 18:00

Method: SW846 8260D - Volatile Organic Compounds by GC/MS (Continued)

Analyte	Result	Qualifier	RL	MDL	Unit	D	Prepared	Analyzed	Dil Fac
1,1-Dichloroethane	0.26	U	1.0	0.26	ug/L			03/02/24 17:18	1
1,1-Dichloroethene	0.26	U	1.0	0.26	ug/L			03/02/24 17:18	1
1,2,3-Trichlorobenzene	0.36	U F2 *+	1.0	0.36	ug/L			03/02/24 17:18	1
1,2,4-Trichlorobenzene	0.37	U	1.0	0.37	ug/L			03/02/24 17:18	1
1,2-Dichlorobenzene	0.21	U	1.0	0.21	ug/L			03/02/24 17:18	1
1,2-Dichloroethane	0.43	U	1.0	0.43	ug/L			03/02/24 17:18	1
1,2-Dichloropropane	0.35	U	1.0	0.35	ug/L			03/02/24 17:18	1
1,3-Dichlorobenzene	0.34	U	1.0	0.34	ug/L			03/02/24 17:18	1
1,4-Dichlorobenzene	0.33	U	1.0	0.33	ug/L			03/02/24 17:18	1
2-Butanone (MEK)	1.9	U	5.0	1.9	ug/L			03/02/24 17:18	1
2-Hexanone	1.1	U	5.0	1.1	ug/L			03/02/24 17:18	1
4-Methyl-2-pentanone (MIBK)	1.3	U	5.0	1.3	ug/L			03/02/24 17:18	1
Acetone	4.4	U	5.0	4.4	ug/L			03/02/24 17:18	1
Benzene	0.20	U	1.0	0.20	ug/L			03/02/24 17:18	1
Bromoform	0.54	U	1.0	0.54	ug/L			03/02/24 17:18	1
Bromomethane	0.55	U F2	1.0	0.55	ug/L			03/02/24 17:18	1
Carbon disulfide	0.82	U	1.0	0.82	ug/L			03/02/24 17:18	1
Carbon tetrachloride	0.21	U	1.0	0.21	ug/L			03/02/24 17:18	1
Chlorobenzene	0.38	U	1.0	0.38	ug/L			03/02/24 17:18	1
Chlorobromomethane	0.41	U	1.0	0.41	ug/L			03/02/24 17:18	1
Chlorodibromomethane	0.28	U	1.0	0.28	ug/L			03/02/24 17:18	1
Chloroethane	**3.8**		1.0	0.32	ug/L			03/02/24 17:18	1
Chloroform	0.33	U	1.0	0.33	ug/L			03/02/24 17:18	1
Chloromethane	0.40	U	1.0	0.40	ug/L			03/02/24 17:18	1
cis-1,2-Dichloroethene	0.22	U	1.0	0.22	ug/L			03/02/24 17:18	1
cis-1,3-Dichloropropene	0.22	U	1.0	0.22	ug/L			03/02/24 17:18	1
Cyclohexane	**0.41**	**J**	1.0	0.32	ug/L			03/02/24 17:18	1
Dichlorobromomethane	0.34	U	1.0	0.34	ug/L			03/02/24 17:18	1
Dichlorodifluoromethane	0.31	U	1.0	0.31	ug/L			03/02/24 17:18	1
Ethylbenzene	0.30	U	1.0	0.30	ug/L			03/02/24 17:18	1
Isopropylbenzene	0.34	U	1.0	0.34	ug/L			03/02/24 17:18	1
Methyl acetate	0.79	U	5.0	0.79	ug/L			03/02/24 17:18	1
Methyl tert-butyl ether	0.22	U	1.0	0.22	ug/L			03/02/24 17:18	1
Methylcyclohexane	0.71	U	1.0	0.71	ug/L			03/02/24 17:18	1
Methylene Chloride	0.32	U	1.0	0.32	ug/L			03/02/24 17:18	1
Styrene	0.42	U	1.0	0.42	ug/L			03/02/24 17:18	1
Tetrachloroethene	0.25	U	1.0	0.25	ug/L			03/02/24 17:18	1
Toluene	0.38	U	1.0	0.38	ug/L			03/02/24 17:18	1
trans-1,2-Dichloroethene	0.24	U	1.0	0.24	ug/L			03/02/24 17:18	1
trans-1,3-Dichloropropene	0.22	U	1.0	0.22	ug/L			03/02/24 17:18	1
Trichloroethene	0.31	U	1.0	0.31	ug/L			03/02/24 17:18	1
Trichlorofluoromethane	0.32	U	1.0	0.32	ug/L			03/02/24 17:18	1
Vinyl chloride	0.17	U	1.0	0.17	ug/L			03/02/24 17:18	1
Xylenes, Total	0.65	U	2.0	0.65	ug/L			03/02/24 17:18	1

Surrogate	*%Recovery*	*Qualifier*	*Limits*	*Prepared*	*Analyzed*	*Dil Fac*
1,2-Dichloroethane-d4 (Surr)	*94*		*70 - 130*		*03/02/24 17:18*	*1*
4-Bromofluorobenzene	*102*		*70 - 130*		*03/02/24 17:18*	*1*
Dibromofluoromethane (Surr)	*103*		*70 - 130*		*03/02/24 17:18*	*1*
Toluene-d8 (Surr)	*94*		*70 - 130*		*03/02/24 17:18*	*1*

Client Sample Results

Client: Cornerstone Environmental Group, LLC
Project/Site: FORD Ringwood Mines E203361 (2024)

Job ID: 460-298890-1

Client Sample ID: OB-31-022224

Lab Sample ID: 460-298890-6
Date Collected: 02/22/24 11:50
Matrix: Water
Date Received: 02/23/24 18:00

Method: SW846 8270E SIM ID - Semivolatile Organic Compounds (GC/MS SIM / Isotope Dilution)

Analyte	Result	Qualifier	RL	MDL	Unit	D	Prepared	Analyzed	Dil Fac
1,4-Dioxane	**0.83**		0.20	0.072	ug/L		02/28/24 12:48	02/29/24 10:57	1

Isotope Dilution	*%Recovery*	*Qualifier*	*Limits*	*Prepared*	*Analyzed*	*Dil Fac*
1,4-Dioxane-d8	*49*		*10 - 150*	*02/28/24 12:48*	*02/29/24 10:57*	*1*

Method: SW846 6020B - Metals (ICP/MS) - Total Recoverable

Analyte	Result	Qualifier	RL	MDL	Unit	D	Prepared	Analyzed	Dil Fac
Arsenic	**22.2**		2.0	1.2	ug/L		03/06/24 09:07	03/06/24 15:02	1
Lead	0.42	U	1.2	0.42	ug/L		03/06/24 09:07	03/06/24 15:02	1

Method: SW846 6020B - Metals (ICP/MS) - Dissolved

Analyte	Result	Qualifier	RL	MDL	Unit	D	Prepared	Analyzed	Dil Fac
Arsenic	1.2	U	2.0	1.2	ug/L		03/08/24 11:11	03/08/24 15:40	1
Lead	0.42	U	1.2	0.42	ug/L		03/08/24 11:11	03/08/24 15:40	1

Client Sample ID: OB-19-022224

Lab Sample ID: 460-298890-7
Date Collected: 02/22/24 10:35
Matrix: Water
Date Received: 02/23/24 18:00

Method: SW846 8260D SIM - Volatile Organic Compounds (GC/MS)

Analyte	Result	Qualifier	RL	MDL	Unit	D	Prepared	Analyzed	Dil Fac
1,2,3-Trichloropropane	0.012	U	0.030	0.012	ug/L			03/05/24 05:48	1
1,2-Dibromo-3-Chloropropane	0.010	U	0.020	0.010	ug/L			03/05/24 05:48	1
1,4-Dioxane	**0.92**		0.40	0.33	ug/L			03/05/24 05:48	1
Ethylene Dibromide	0.0079	U	0.020	0.0079	ug/L			03/05/24 05:48	1

Surrogate	*%Recovery*	*Qualifier*	*Limits*	*Prepared*	*Analyzed*	*Dil Fac*
4-Bromofluorobenzene	*93*		*70 - 130*		*03/05/24 05:48*	*1*

Method: SW846 8260D - Volatile Organic Compounds by GC/MS

Analyte	Result	Qualifier	RL	MDL	Unit	D	Prepared	Analyzed	Dil Fac
1,1,1-Trichloroethane	0.24	U	1.0	0.24	ug/L			03/02/24 17:44	1
1,1,2,2-Tetrachloroethane	0.37	U	1.0	0.37	ug/L			03/02/24 17:44	1
1,1,2-Trichloro-1,2,2-trifluoroethane	0.31	U	1.0	0.31	ug/L			03/02/24 17:44	1
1,1,2-Trichloroethane	0.20	U	1.0	0.20	ug/L			03/02/24 17:44	1
1,1-Dichloroethane	0.26	U	1.0	0.26	ug/L			03/02/24 17:44	1
1,1-Dichloroethene	0.26	U	1.0	0.26	ug/L			03/02/24 17:44	1
1,2,3-Trichlorobenzene	0.36	U *+	1.0	0.36	ug/L			03/02/24 17:44	1
1,2,4-Trichlorobenzene	0.37	U	1.0	0.37	ug/L			03/02/24 17:44	1
1,2-Dichlorobenzene	0.21	U	1.0	0.21	ug/L			03/02/24 17:44	1
1,2-Dichloroethane	0.43	U	1.0	0.43	ug/L			03/02/24 17:44	1
1,2-Dichloropropane	0.35	U	1.0	0.35	ug/L			03/02/24 17:44	1
1,3-Dichlorobenzene	0.34	U	1.0	0.34	ug/L			03/02/24 17:44	1
1,4-Dichlorobenzene	0.33	U	1.0	0.33	ug/L			03/02/24 17:44	1
2-Butanone (MEK)	1.9	U	5.0	1.9	ug/L			03/02/24 17:44	1
2-Hexanone	1.1	U	5.0	1.1	ug/L			03/02/24 17:44	1
4-Methyl-2-pentanone (MIBK)	1.3	U	5.0	1.3	ug/L			03/02/24 17:44	1
Acetone	4.4	U	5.0	4.4	ug/L			03/02/24 17:44	1
Benzene	**0.25**	**J**	1.0	0.20	ug/L			03/02/24 17:44	1
Bromoform	0.54	U	1.0	0.54	ug/L			03/02/24 17:44	1
Bromomethane	0.55	U	1.0	0.55	ug/L			03/02/24 17:44	1
Carbon disulfide	0.82	U	1.0	0.82	ug/L			03/02/24 17:44	1

Client Sample ID: OB-19-022224

Lab Sample ID: 460-298890-7

Date Collected: 02/22/24 10:35
Matrix: Water
Date Received: 02/23/24 18:00

Method: SW846 8260D - Volatile Organic Compounds by GC/MS (Continued)

Analyte	Result	Qualifier	RL	MDL	Unit	D	Prepared	Analyzed	Dil Fac
Carbon tetrachloride	0.21	U	1.0	0.21	ug/L			03/02/24 17:44	1
Chlorobenzene	0.38	U	1.0	0.38	ug/L			03/02/24 17:44	1
Chlorobromomethane	0.41	U	1.0	0.41	ug/L			03/02/24 17:44	1
Chlorodibromomethane	0.28	U	1.0	0.28	ug/L			03/02/24 17:44	1
Chloroethane	**0.74**	**J**	1.0	0.32	ug/L			03/02/24 17:44	1
Chloroform	0.33	U	1.0	0.33	ug/L			03/02/24 17:44	1
Chloromethane	0.40	U	1.0	0.40	ug/L			03/02/24 17:44	1
cis-1,2-Dichloroethene	0.22	U	1.0	0.22	ug/L			03/02/24 17:44	1
cis-1,3-Dichloropropene	0.22	U	1.0	0.22	ug/L			03/02/24 17:44	1
Cyclohexane	**0.46**	**J**	1.0	0.32	ug/L			03/02/24 17:44	1
Dichlorobromomethane	0.34	U	1.0	0.34	ug/L			03/02/24 17:44	1
Dichlorodifluoromethane	0.31	U	1.0	0.31	ug/L			03/02/24 17:44	1
Ethylbenzene	0.30	U	1.0	0.30	ug/L			03/02/24 17:44	1
Isopropylbenzene	**0.49**	**J**	1.0	0.34	ug/L			03/02/24 17:44	1
Methyl acetate	0.79	U	5.0	0.79	ug/L			03/02/24 17:44	1
Methyl tert-butyl ether	0.22	U	1.0	0.22	ug/L			03/02/24 17:44	1
Methylcyclohexane	0.71	U	1.0	0.71	ug/L			03/02/24 17:44	1
Methylene Chloride	0.32	U	1.0	0.32	ug/L			03/02/24 17:44	1
Styrene	0.42	U	1.0	0.42	ug/L			03/02/24 17:44	1
Tetrachloroethene	0.25	U	1.0	0.25	ug/L			03/02/24 17:44	1
Toluene	0.38	U	1.0	0.38	ug/L			03/02/24 17:44	1
trans-1,2-Dichloroethene	0.24	U	1.0	0.24	ug/L			03/02/24 17:44	1
trans-1,3-Dichloropropene	0.22	U	1.0	0.22	ug/L			03/02/24 17:44	1
Trichloroethene	0.31	U	1.0	0.31	ug/L			03/02/24 17:44	1
Trichlorofluoromethane	0.32	U	1.0	0.32	ug/L			03/02/24 17:44	1
Vinyl chloride	0.17	U	1.0	0.17	ug/L			03/02/24 17:44	1
Xylenes, Total	0.65	U	2.0	0.65	ug/L			03/02/24 17:44	1

Surrogate	*%Recovery*	*Qualifier*	*Limits*	*Prepared*	*Analyzed*	*Dil Fac*
1,2-Dichloroethane-d4 (Surr)	*93*		*70 - 130*		*03/02/24 17:44*	*1*
4-Bromofluorobenzene	*103*		*70 - 130*		*03/02/24 17:44*	*1*
Dibromofluoromethane (Surr)	*103*		*70 - 130*		*03/02/24 17:44*	*1*
Toluene-d8 (Surr)	*92*		*70 - 130*		*03/02/24 17:44*	*1*

Method: SW846 8270E SIM ID - Semivolatile Organic Compounds (GC/MS SIM / Isotope Dilution)

Analyte	Result	Qualifier	RL	MDL	Unit	D	Prepared	Analyzed	Dil Fac
1,4-Dioxane	**0.51**		0.20	0.072	ug/L		02/28/24 12:48	02/29/24 11:43	1

Isotope Dilution	*%Recovery*	*Qualifier*	*Limits*	*Prepared*	*Analyzed*	*Dil Fac*
1,4-Dioxane-d8	*38*		*10 - 150*	*02/28/24 12:48*	*02/29/24 11:43*	*1*

Method: SW846 6020B - Metals (ICP/MS) - Total Recoverable

Analyte	Result	Qualifier	RL	MDL	Unit	D	Prepared	Analyzed	Dil Fac
Arsenic	**1.4**	**J**	2.0	1.2	ug/L		03/06/24 09:07	03/06/24 15:37	1
Lead	**0.44**	**J**	1.2	0.42	ug/L		03/06/24 09:07	03/06/24 15:37	1

Method: SW846 6020B - Metals (ICP/MS) - Dissolved

Analyte	Result	Qualifier	RL	MDL	Unit	D	Prepared	Analyzed	Dil Fac
Arsenic	1.2	U	2.0	1.2	ug/L		03/08/24 11:11	03/08/24 14:48	1
Lead	0.42	U	1.2	0.42	ug/L		03/08/24 11:11	03/08/24 14:48	1

Client Sample Results

Client: Cornerstone Environmental Group, LLC
Project/Site: FORD Ringwood Mines E203361 (2024)

Job ID: 460-298890-1

Client Sample ID: DUP-02-022224

Lab Sample ID: 460-298890-8

Date Collected: 02/22/24 12:00
Matrix: Water
Date Received: 02/23/24 18:00

Method: SW846 8260D SIM - Volatile Organic Compounds (GC/MS)

Analyte	Result	Qualifier	RL	MDL	Unit	D	Prepared	Analyzed	Dil Fac
1,2,3-Trichloropropane	0.012	U	0.030	0.012	ug/L			03/05/24 06:09	1
1,2-Dibromo-3-Chloropropane	0.010	U	0.020	0.010	ug/L			03/05/24 06:09	1
1,4-Dioxane	**1.1**		0.40	0.33	ug/L			03/05/24 06:09	1
Ethylene Dibromide	0.0079	U	0.020	0.0079	ug/L			03/05/24 06:09	1

Surrogate	*%Recovery*	*Qualifier*	*Limits*	*Prepared*	*Analyzed*	*Dil Fac*
4-Bromofluorobenzene	*93*		*70 - 130*		*03/05/24 06:09*	*1*

Method: SW846 8260D - Volatile Organic Compounds by GC/MS

Analyte	Result	Qualifier	RL	MDL	Unit	D	Prepared	Analyzed	Dil Fac
1,1,1-Trichloroethane	0.24	U	1.0	0.24	ug/L			03/02/24 18:10	1
1,1,2,2-Tetrachloroethane	0.37	U	1.0	0.37	ug/L			03/02/24 18:10	1
1,1,2-Trichloro-1,2,2-trifluoroethane	0.31	U	1.0	0.31	ug/L			03/02/24 18:10	1
1,1,2-Trichloroethane	0.20	U	1.0	0.20	ug/L			03/02/24 18:10	1
1,1-Dichloroethane	0.26	U	1.0	0.26	ug/L			03/02/24 18:10	1
1,1-Dichloroethene	0.26	U	1.0	0.26	ug/L			03/02/24 18:10	1
1,2,3-Trichlorobenzene	0.36	U *+	1.0	0.36	ug/L			03/02/24 18:10	1
1,2,4-Trichlorobenzene	0.37	U	1.0	0.37	ug/L			03/02/24 18:10	1
1,2-Dichlorobenzene	0.21	U	1.0	0.21	ug/L			03/02/24 18:10	1
1,2-Dichloroethane	0.43	U	1.0	0.43	ug/L			03/02/24 18:10	1
1,2-Dichloropropane	0.35	U	1.0	0.35	ug/L			03/02/24 18:10	1
1,3-Dichlorobenzene	0.34	U	1.0	0.34	ug/L			03/02/24 18:10	1
1,4-Dichlorobenzene	0.33	U	1.0	0.33	ug/L			03/02/24 18:10	1
2-Butanone (MEK)	1.9	U	5.0	1.9	ug/L			03/02/24 18:10	1
2-Hexanone	1.1	U	5.0	1.1	ug/L			03/02/24 18:10	1
4-Methyl-2-pentanone (MIBK)	1.3	U	5.0	1.3	ug/L			03/02/24 18:10	1
Acetone	4.4	U	5.0	4.4	ug/L			03/02/24 18:10	1
Benzene	**0.28**	**J**	1.0	0.20	ug/L			03/02/24 18:10	1
Bromoform	0.54	U	1.0	0.54	ug/L			03/02/24 18:10	1
Bromomethane	0.55	U	1.0	0.55	ug/L			03/02/24 18:10	1
Carbon disulfide	0.82	U	1.0	0.82	ug/L			03/02/24 18:10	1
Carbon tetrachloride	0.21	U	1.0	0.21	ug/L			03/02/24 18:10	1
Chlorobenzene	0.38	U	1.0	0.38	ug/L			03/02/24 18:10	1
Chlorobromomethane	0.41	U	1.0	0.41	ug/L			03/02/24 18:10	1
Chlorodibromomethane	0.28	U	1.0	0.28	ug/L			03/02/24 18:10	1
Chloroethane	**1.2**		1.0	0.32	ug/L			03/02/24 18:10	1
Chloroform	0.33	U	1.0	0.33	ug/L			03/02/24 18:10	1
Chloromethane	0.40	U	1.0	0.40	ug/L			03/02/24 18:10	1
cis-1,2-Dichloroethene	0.22	U	1.0	0.22	ug/L			03/02/24 18:10	1
cis-1,3-Dichloropropene	0.22	U	1.0	0.22	ug/L			03/02/24 18:10	1
Cyclohexane	**0.55**	**J**	1.0	0.32	ug/L			03/02/24 18:10	1
Dichlorobromomethane	0.34	U	1.0	0.34	ug/L			03/02/24 18:10	1
Dichlorodifluoromethane	0.31	U	1.0	0.31	ug/L			03/02/24 18:10	1
Ethylbenzene	0.30	U	1.0	0.30	ug/L			03/02/24 18:10	1
Isopropylbenzene	**0.51**	**J**	1.0	0.34	ug/L			03/02/24 18:10	1
Methyl acetate	0.79	U	5.0	0.79	ug/L			03/02/24 18:10	1
Methyl tert-butyl ether	0.22	U	1.0	0.22	ug/L			03/02/24 18:10	1
Methylcyclohexane	0.71	U	1.0	0.71	ug/L			03/02/24 18:10	1
Methylene Chloride	0.32	U	1.0	0.32	ug/L			03/02/24 18:10	1
Styrene	0.42	U	1.0	0.42	ug/L			03/02/24 18:10	1

Client Sample ID: DUP-02-022224

Lab Sample ID: 460-298890-8
Date Collected: 02/22/24 12:00
Matrix: Water
Date Received: 02/23/24 18:00

Method: SW846 8260D - Volatile Organic Compounds by GC/MS (Continued)

Analyte	Result	Qualifier	RL	MDL	Unit	D	Prepared	Analyzed	Dil Fac
Tetrachloroethene	0.25	U	1.0	0.25	ug/L			03/02/24 18:10	1
Toluene	0.38	U	1.0	0.38	ug/L			03/02/24 18:10	1
trans-1,2-Dichloroethene	0.24	U	1.0	0.24	ug/L			03/02/24 18:10	1
trans-1,3-Dichloropropene	0.22	U	1.0	0.22	ug/L			03/02/24 18:10	1
Trichloroethene	0.31	U	1.0	0.31	ug/L			03/02/24 18:10	1
Trichlorofluoromethane	0.32	U	1.0	0.32	ug/L			03/02/24 18:10	1
Vinyl chloride	0.17	U	1.0	0.17	ug/L			03/02/24 18:10	1
Xylenes, Total	0.65	U	2.0	0.65	ug/L			03/02/24 18:10	1

Surrogate	*%Recovery*	*Qualifier*	*Limits*	*Prepared*	*Analyzed*	*Dil Fac*
1,2-Dichloroethane-d4 (Surr)	*97*		*70 - 130*		*03/02/24 18:10*	*1*
4-Bromofluorobenzene	*104*		*70 - 130*		*03/02/24 18:10*	*1*
Dibromofluoromethane (Surr)	*104*		*70 - 130*		*03/02/24 18:10*	*1*
Toluene-d8 (Surr)	*91*		*70 - 130*		*03/02/24 18:10*	*1*

Method: SW846 8270E SIM ID - Semivolatile Organic Compounds (GC/MS SIM / Isotope Dilution)

Analyte	Result	Qualifier	RL	MDL	Unit	D	Prepared	Analyzed	Dil Fac
1,4-Dioxane	**0.53**		0.20	0.072	ug/L		02/28/24 12:48	02/29/24 11:58	1

Isotope Dilution	*%Recovery*	*Qualifier*	*Limits*	*Prepared*	*Analyzed*	*Dil Fac*
1,4-Dioxane-d8	*47*		*10 - 150*	*02/28/24 12:48*	*02/29/24 11:58*	*1*

Method: SW846 6020B - Metals (ICP/MS) - Total Recoverable

Analyte	Result	Qualifier	RL	MDL	Unit	D	Prepared	Analyzed	Dil Fac
Arsenic	**1.3**	**J**	2.0	1.2	ug/L		03/06/24 09:07	03/06/24 15:39	1
Lead	0.42	U	1.2	0.42	ug/L		03/06/24 09:07	03/06/24 15:39	1

Method: SW846 6020B - Metals (ICP/MS) - Dissolved

Analyte	Result	Qualifier	RL	MDL	Unit	D	Prepared	Analyzed	Dil Fac
Arsenic	1.2	U	2.0	1.2	ug/L		03/08/24 11:11	03/08/24 14:51	1
Lead	0.42	U	1.2	0.42	ug/L		03/08/24 11:11	03/08/24 14:51	1

Client Sample ID: RW-5-022224

Lab Sample ID: 460-298890-9
Date Collected: 02/22/24 09:25
Matrix: Water
Date Received: 02/23/24 18:00

Method: SW846 8260D SIM - Volatile Organic Compounds (GC/MS)

Analyte	Result	Qualifier	RL	MDL	Unit	D	Prepared	Analyzed	Dil Fac
1,2,3-Trichloropropane	0.012	U	0.030	0.012	ug/L			03/05/24 06:31	1
1,2-Dibromo-3-Chloropropane	0.010	U	0.020	0.010	ug/L			03/05/24 06:31	1
1,4-Dioxane	**4.9**		0.40	0.33	ug/L			03/05/24 06:31	1
Ethylene Dibromide	0.0079	U	0.020	0.0079	ug/L			03/05/24 06:31	1

Surrogate	*%Recovery*	*Qualifier*	*Limits*	*Prepared*	*Analyzed*	*Dil Fac*
4-Bromofluorobenzene	*105*		*70 - 130*		*03/05/24 06:31*	*1*

Method: SW846 8260D - Volatile Organic Compounds by GC/MS

Analyte	Result	Qualifier	RL	MDL	Unit	D	Prepared	Analyzed	Dil Fac
1,1,1-Trichloroethane	0.24	U	1.0	0.24	ug/L			03/02/24 18:36	1
1,1,2,2-Tetrachloroethane	0.37	U	1.0	0.37	ug/L			03/02/24 18:36	1
1,1,2-Trichloro-1,2,2-trifluoroethane	0.31	U	1.0	0.31	ug/L			03/02/24 18:36	1
1,1,2-Trichloroethane	0.20	U	1.0	0.20	ug/L			03/02/24 18:36	1

Client Sample ID: RW-5-022224

Lab Sample ID: 460-298890-9

Date Collected: 02/22/24 09:25

Matrix: Water

Date Received: 02/23/24 18:00

Method: SW846 8260D - Volatile Organic Compounds by GC/MS (Continued)

Analyte	Result	Qualifier	RL	MDL	Unit	D	Prepared	Analyzed	Dil Fac
1,1-Dichloroethane	0.26	U	1.0	0.26	ug/L			03/02/24 18:36	1
1,1-Dichloroethene	0.26	U	1.0	0.26	ug/L			03/02/24 18:36	1
1,2,3-Trichlorobenzene	0.36	U *+	1.0	0.36	ug/L			03/02/24 18:36	1
1,2,4-Trichlorobenzene	0.37	U	1.0	0.37	ug/L			03/02/24 18:36	1
1,2-Dichlorobenzene	0.21	U	1.0	0.21	ug/L			03/02/24 18:36	1
1,2-Dichloroethane	0.43	U	1.0	0.43	ug/L			03/02/24 18:36	1
1,2-Dichloropropane	0.35	U	1.0	0.35	ug/L			03/02/24 18:36	1
1,3-Dichlorobenzene	0.34	U	1.0	0.34	ug/L			03/02/24 18:36	1
1,4-Dichlorobenzene	0.33	U	1.0	0.33	ug/L			03/02/24 18:36	1
2-Butanone (MEK)	1.9	U	5.0	1.9	ug/L			03/02/24 18:36	1
2-Hexanone	1.1	U	5.0	1.1	ug/L			03/02/24 18:36	1
4-Methyl-2-pentanone (MIBK)	1.3	U	5.0	1.3	ug/L			03/02/24 18:36	1
Acetone	4.4	U	5.0	4.4	ug/L			03/02/24 18:36	1
Benzene	0.20	U	1.0	0.20	ug/L			03/02/24 18:36	1
Bromoform	0.54	U	1.0	0.54	ug/L			03/02/24 18:36	1
Bromomethane	0.55	U	1.0	0.55	ug/L			03/02/24 18:36	1
Carbon disulfide	0.82	U	1.0	0.82	ug/L			03/02/24 18:36	1
Carbon tetrachloride	0.21	U	1.0	0.21	ug/L			03/02/24 18:36	1
Chlorobenzene	0.38	U	1.0	0.38	ug/L			03/02/24 18:36	1
Chlorobromomethane	0.41	U	1.0	0.41	ug/L			03/02/24 18:36	1
Chlorodibromomethane	0.28	U	1.0	0.28	ug/L			03/02/24 18:36	1
Chloroethane	0.32	U	1.0	0.32	ug/L			03/02/24 18:36	1
Chloroform	0.33	U	1.0	0.33	ug/L			03/02/24 18:36	1
Chloromethane	0.40	U	1.0	0.40	ug/L			03/02/24 18:36	1
cis-1,2-Dichloroethene	0.22	U	1.0	0.22	ug/L			03/02/24 18:36	1
cis-1,3-Dichloropropene	0.22	U	1.0	0.22	ug/L			03/02/24 18:36	1
Cyclohexane	0.32	U	1.0	0.32	ug/L			03/02/24 18:36	1
Dichlorobromomethane	0.34	U	1.0	0.34	ug/L			03/02/24 18:36	1
Dichlorodifluoromethane	0.31	U	1.0	0.31	ug/L			03/02/24 18:36	1
Ethylbenzene	0.30	U	1.0	0.30	ug/L			03/02/24 18:36	1
Isopropylbenzene	0.34	U	1.0	0.34	ug/L			03/02/24 18:36	1
Methyl acetate	0.79	U	5.0	0.79	ug/L			03/02/24 18:36	1
Methyl tert-butyl ether	0.22	U	1.0	0.22	ug/L			03/02/24 18:36	1
Methylcyclohexane	0.71	U	1.0	0.71	ug/L			03/02/24 18:36	1
Methylene Chloride	0.32	U	1.0	0.32	ug/L			03/02/24 18:36	1
Styrene	0.42	U	1.0	0.42	ug/L			03/02/24 18:36	1
Tetrachloroethene	0.25	U	1.0	0.25	ug/L			03/02/24 18:36	1
Toluene	0.38	U	1.0	0.38	ug/L			03/02/24 18:36	1
trans-1,2-Dichloroethene	0.24	U	1.0	0.24	ug/L			03/02/24 18:36	1
trans-1,3-Dichloropropene	0.22	U	1.0	0.22	ug/L			03/02/24 18:36	1
Trichloroethene	0.31	U	1.0	0.31	ug/L			03/02/24 18:36	1
Trichlorofluoromethane	0.32	U	1.0	0.32	ug/L			03/02/24 18:36	1
Vinyl chloride	0.17	U	1.0	0.17	ug/L			03/02/24 18:36	1
Xylenes, Total	0.65	U	2.0	0.65	ug/L			03/02/24 18:36	1

Surrogate	*%Recovery*	*Qualifier*	*Limits*	*Prepared*	*Analyzed*	*Dil Fac*
1,2-Dichloroethane-d4 (Surr)	*77*		*70 - 130*		*03/02/24 18:36*	*1*
4-Bromofluorobenzene	*86*		*70 - 130*		*03/02/24 18:36*	*1*
Dibromofluoromethane (Surr)	*86*		*70 - 130*		*03/02/24 18:36*	*1*
Toluene-d8 (Surr)	*79*		*70 - 130*		*03/02/24 18:36*	*1*

Client Sample Results

Client: Cornerstone Environmental Group, LLC
Project/Site: FORD Ringwood Mines E203361 (2024)

Job ID: 460-298890-1

Client Sample ID: RW-5-022224

Lab Sample ID: 460-298890-9
Date Collected: 02/22/24 09:25
Matrix: Water
Date Received: 02/23/24 18:00

Method: SW846 8270E SIM ID - Semivolatile Organic Compounds (GC/MS SIM / Isotope Dilution)

Analyte	Result	Qualifier	RL	MDL	Unit	D	Prepared	Analyzed	Dil Fac
1,4-Dioxane	**0.57**		0.20	0.072	ug/L		02/28/24 12:48	02/29/24 12:14	1

Isotope Dilution	*%Recovery*	*Qualifier*	*Limits*	*Prepared*	*Analyzed*	*Dil Fac*
1,4-Dioxane-d8	*41*		*10 - 150*	*02/28/24 12:48*	*02/29/24 12:14*	*1*

Method: SW846 6020B - Metals (ICP/MS) - Total Recoverable

Analyte	Result	Qualifier	RL	MDL	Unit	D	Prepared	Analyzed	Dil Fac
Arsenic	**7.4**		2.0	1.2	ug/L		03/06/24 09:07	03/06/24 22:14	1
Lead	**4.7**		1.2	0.42	ug/L		03/06/24 09:07	03/06/24 22:14	1

Method: SW846 6020B - Metals (ICP/MS) - Dissolved

Analyte	Result	Qualifier	RL	MDL	Unit	D	Prepared	Analyzed	Dil Fac
Arsenic	**6.0**		2.0	1.2	ug/L		03/08/24 11:11	03/08/24 14:53	1
Lead	0.42	U	1.2	0.42	ug/L		03/08/24 11:11	03/08/24 14:53	1

Client Sample ID: FB-02-022224

Lab Sample ID: 460-298890-10
Date Collected: 02/22/24 15:00
Matrix: Water
Date Received: 02/23/24 18:00

Method: SW846 8260D SIM - Volatile Organic Compounds (GC/MS)

Analyte	Result	Qualifier	RL	MDL	Unit	D	Prepared	Analyzed	Dil Fac
1,2,3-Trichloropropane	0.012	U	0.030	0.012	ug/L			03/06/24 09:54	1
1,2-Dibromo-3-Chloropropane	0.010	U	0.020	0.010	ug/L			03/06/24 09:54	1
1,4-Dioxane	0.33	U	0.40	0.33	ug/L			03/06/24 09:54	1
Ethylene Dibromide	0.0079	U	0.020	0.0079	ug/L			03/06/24 09:54	1

Surrogate	*%Recovery*	*Qualifier*	*Limits*	*Prepared*	*Analyzed*	*Dil Fac*
4-Bromofluorobenzene	*97*		*70 - 130*		*03/06/24 09:54*	*1*

Method: SW846 8260D - Volatile Organic Compounds by GC/MS

Analyte	Result	Qualifier	RL	MDL	Unit	D	Prepared	Analyzed	Dil Fac
1,1,1-Trichloroethane	0.24	U	1.0	0.24	ug/L			03/02/24 14:15	1
1,1,2,2-Tetrachloroethane	0.37	U	1.0	0.37	ug/L			03/02/24 14:15	1
1,1,2-Trichloro-1,2,2-trifluoroethane	0.31	U	1.0	0.31	ug/L			03/02/24 14:15	1
1,1,2-Trichloroethane	0.20	U	1.0	0.20	ug/L			03/02/24 14:15	1
1,1-Dichloroethane	0.26	U	1.0	0.26	ug/L			03/02/24 14:15	1
1,1-Dichloroethene	0.26	U	1.0	0.26	ug/L			03/02/24 14:15	1
1,2,3-Trichlorobenzene	0.36	U *+	1.0	0.36	ug/L			03/02/24 14:15	1
1,2,4-Trichlorobenzene	0.37	U	1.0	0.37	ug/L			03/02/24 14:15	1
1,2-Dichlorobenzene	0.21	U	1.0	0.21	ug/L			03/02/24 14:15	1
1,2-Dichloroethane	0.43	U	1.0	0.43	ug/L			03/02/24 14:15	1
1,2-Dichloropropane	0.35	U	1.0	0.35	ug/L			03/02/24 14:15	1
1,3-Dichlorobenzene	0.34	U	1.0	0.34	ug/L			03/02/24 14:15	1
1,4-Dichlorobenzene	0.33	U	1.0	0.33	ug/L			03/02/24 14:15	1
2-Butanone (MEK)	1.9	U	5.0	1.9	ug/L			03/02/24 14:15	1
2-Hexanone	1.1	U	5.0	1.1	ug/L			03/02/24 14:15	1
4-Methyl-2-pentanone (MIBK)	1.3	U	5.0	1.3	ug/L			03/02/24 14:15	1
Acetone	4.4	U	5.0	4.4	ug/L			03/02/24 14:15	1
Benzene	0.20	U	1.0	0.20	ug/L			03/02/24 14:15	1
Bromoform	0.54	U	1.0	0.54	ug/L			03/02/24 14:15	1
Bromomethane	0.55	U	1.0	0.55	ug/L			03/02/24 14:15	1
Carbon disulfide	0.82	U	1.0	0.82	ug/L			03/02/24 14:15	1

Client Sample ID: FB-02-022224
Lab Sample ID: 460-298890-10

Date Collected: 02/22/24 15:00
Matrix: Water
Date Received: 02/23/24 18:00

Method: SW846 8260D - Volatile Organic Compounds by GC/MS (Continued)

Analyte	Result	Qualifier	RL	MDL	Unit	D	Prepared	Analyzed	Dil Fac
Carbon tetrachloride	0.21	U	1.0	0.21	ug/L			03/02/24 14:15	1
Chlorobenzene	0.38	U	1.0	0.38	ug/L			03/02/24 14:15	1
Chlorobromomethane	0.41	U	1.0	0.41	ug/L			03/02/24 14:15	1
Chlorodibromomethane	0.28	U	1.0	0.28	ug/L			03/02/24 14:15	1
Chloroethane	0.32	U	1.0	0.32	ug/L			03/02/24 14:15	1
Chloroform	0.33	U	1.0	0.33	ug/L			03/02/24 14:15	1
Chloromethane	**0.43**	**J**	1.0	0.40	ug/L			03/02/24 14:15	1
cis-1,2-Dichloroethene	0.22	U	1.0	0.22	ug/L			03/02/24 14:15	1
cis-1,3-Dichloropropene	0.22	U	1.0	0.22	ug/L			03/02/24 14:15	1
Cyclohexane	0.32	U	1.0	0.32	ug/L			03/02/24 14:15	1
Dichlorobromomethane	0.34	U	1.0	0.34	ug/L			03/02/24 14:15	1
Dichlorodifluoromethane	0.31	U	1.0	0.31	ug/L			03/02/24 14:15	1
Ethylbenzene	0.30	U	1.0	0.30	ug/L			03/02/24 14:15	1
Isopropylbenzene	0.34	U	1.0	0.34	ug/L			03/02/24 14:15	1
Methyl acetate	0.79	U	5.0	0.79	ug/L			03/02/24 14:15	1
Methyl tert-butyl ether	0.22	U	1.0	0.22	ug/L			03/02/24 14:15	1
Methylcyclohexane	0.71	U	1.0	0.71	ug/L			03/02/24 14:15	1
Methylene Chloride	0.32	U	1.0	0.32	ug/L			03/02/24 14:15	1
Styrene	0.42	U	1.0	0.42	ug/L			03/02/24 14:15	1
Tetrachloroethene	0.25	U	1.0	0.25	ug/L			03/02/24 14:15	1
Toluene	0.38	U	1.0	0.38	ug/L			03/02/24 14:15	1
trans-1,2-Dichloroethene	0.24	U	1.0	0.24	ug/L			03/02/24 14:15	1
trans-1,3-Dichloropropene	0.22	U	1.0	0.22	ug/L			03/02/24 14:15	1
Trichloroethene	0.31	U	1.0	0.31	ug/L			03/02/24 14:15	1
Trichlorofluoromethane	0.32	U	1.0	0.32	ug/L			03/02/24 14:15	1
Vinyl chloride	0.17	U	1.0	0.17	ug/L			03/02/24 14:15	1
Xylenes, Total	0.65	U	2.0	0.65	ug/L			03/02/24 14:15	1

Surrogate	*%Recovery*	*Qualifier*	*Limits*	*Prepared*	*Analyzed*	*Dil Fac*
1,2-Dichloroethane-d4 (Surr)	*93*		*70 - 130*		*03/02/24 14:15*	*1*
4-Bromofluorobenzene	*102*		*70 - 130*		*03/02/24 14:15*	*1*
Dibromofluoromethane (Surr)	*102*		*70 - 130*		*03/02/24 14:15*	*1*
Toluene-d8 (Surr)	*95*		*70 - 130*		*03/02/24 14:15*	*1*

Method: SW846 8270E SIM ID - Semivolatile Organic Compounds (GC/MS SIM / Isotope Dilution)

Analyte	Result	Qualifier	RL	MDL	Unit	D	Prepared	Analyzed	Dil Fac
1,4-Dioxane	0.072	U	0.20	0.072	ug/L		02/28/24 12:48	02/29/24 12:29	1

Isotope Dilution	*%Recovery*	*Qualifier*	*Limits*	*Prepared*	*Analyzed*	*Dil Fac*
1,4-Dioxane-d8	*58*		*10 - 150*	*02/28/24 12:48*	*02/29/24 12:29*	*1*

Method: SW846 6020B - Metals (ICP/MS) - Total Recoverable

Analyte	Result	Qualifier	RL	MDL	Unit	D	Prepared	Analyzed	Dil Fac
Arsenic	1.2	U	2.0	1.2	ug/L		03/06/24 09:07	03/06/24 22:17	1
Lead	**0.46**	**J**	1.2	0.42	ug/L		03/06/24 09:07	03/06/24 22:17	1

Method: SW846 6020B - Metals (ICP/MS) - Dissolved

Analyte	Result	Qualifier	RL	MDL	Unit	D	Prepared	Analyzed	Dil Fac
Arsenic	1.2	U	2.0	1.2	ug/L		03/08/24 11:11	03/08/24 14:56	1
Lead	0.42	U	1.2	0.42	ug/L		03/08/24 11:11	03/08/24 14:56	1

Surrogate Summary

Client: Cornerstone Environmental Group, LLC
Project/Site: FORD Ringwood Mines E203361 (2024)

Job ID: 460-298890-1

Method: 8260D - Volatile Organic Compounds by GC/MS

Matrix: Water **Prep Type: Total/NA**

		Percent Surrogate Recovery (Acceptance Limits)			
		DCA	BFB	DBFM	TOL
Lab Sample ID	Client Sample ID	(70-130)	(70-130)	(70-130)	(70-130)
460-298890-2	OB-10-022224	94	103	103	94
460-298890-3	OB-29-022224	96	104	105	95
460-298890-4	OB-32-022224	101	106	106	94
460-298890-5	OB-20B-022224	92	103	104	97
460-298890-6	OB-31-022224	94	102	103	94
460-298890-6 MS	OB-31-022224-MS	97	107	107	94
460-298890-6 MSD	OB-31-022224-MSD	94	105	105	95
460-298890-7	OB-19-022224	93	103	103	92
460-298890-8	DUP-02-022224	97	104	104	91
460-298890-9	RW-5-022224	77	86	86	79
460-298890-10	FB-02-022224	93	102	102	95
LCS 460-962148/3	Lab Control Sample	99	107	106	96
MB 460-962148/9	Method Blank	74	79	80	74

Surrogate Legend

DCA = 1,2-Dichloroethane-d4 (Surr)
BFB = 4-Bromofluorobenzene
DBFM = Dibromofluoromethane (Surr)
TOL = Toluene-d8 (Surr)

Method: 8260D SIM - Volatile Organic Compounds (GC/MS)

Matrix: Water **Prep Type: Total/NA**

		Percent Surrogate Recovery (Acceptance Limits)
		BFB
Lab Sample ID	Client Sample ID	(70-130)
460-298890-2	OB-10-022224	94
460-298890-3	OB-29-022224	97
460-298890-4	OB-32-022224	91
460-298890-5	OB-20B-022224	93
460-298890-6	OB-31-022224	103
460-298890-6 MS	OB-31-022224-MS	92
460-298890-6 MSD	OB-31-022224-MSD	90
460-298890-7	OB-19-022224	93
460-298890-8	DUP-02-022224	93
460-298890-9	RW-5-022224	105
460-298890-10	FB-02-022224	97
LCS 460-962377/4	Lab Control Sample	110
LCS 460-962418/3	Lab Control Sample	92
LCS 460-962616/3	Lab Control Sample	98
LCSD 460-962377/5	Lab Control Sample Dup	113
LCSD 460-962418/4	Lab Control Sample Dup	88
LCSD 460-962616/4	Lab Control Sample Dup	92
MB 460-962377/8	Method Blank	106
MB 460-962418/7	Method Blank	90
MB 460-962616/7	Method Blank	91

Surrogate Legend

BFB = 4-Bromofluorobenzene

Isotope Dilution Summary

Client: Cornerstone Environmental Group, LLC
Project/Site: FORD Ringwood Mines E203361 (2024)

Job ID: 460-298890-1

Method: 8270E SIM ID - Semivolatile Organic Compounds (GC/MS SIM / Isotope Dilution)

Matrix: Water **Prep Type: Total/NA**

		Percent Isotope Dilution Recovery (Acceptance Limits)							
Lab Sample ID	**Client Sample ID**	**DXE (10-150)**							
460-298890-2	OB-10-022224	42							
460-298890-3	OB-29-022224	45							
460-298890-4	OB-32-022224	45							
460-298890-5	OB-20B-022224	48							
460-298890-6	OB-31-022224	49							
460-298890-6 MS	OB-31-022224-MS	50							
460-298890-6 MSD	OB-31-022224-MSD	51							
460-298890-7	OB-19-022224	38							
460-298890-8	DUP-02-022224	47							
460-298890-9	RW-5-022224	41							
460-298890-10	FB-02-022224	58							
LCS 460-961647/2-A	Lab Control Sample	29							
LCSD 460-961647/3-A	Lab Control Sample Dup	26							
MB 460-961647/1-A	Method Blank	37							

Surrogate Legend

DXE = 1,4-Dioxane-d8

Method: 8260D - Volatile Organic Compounds by GC/MS

Lab Sample ID: MB 460-962148/9
Matrix: Water
Analysis Batch: 962148

Client Sample ID: Method Blank
Prep Type: Total/NA

Analyte	MB Result	MB Qualifier	RL	MDL	Unit	D	Prepared	Analyzed	Dil Fac
1,1,1-Trichloroethane	0.24	U	1.0	0.24	ug/L			03/02/24 12:04	1
1,1,2,2-Tetrachloroethane	0.37	U	1.0	0.37	ug/L			03/02/24 12:04	1
1,1,2-Trichloro-1,2,2-trifluoroethane	0.31	U	1.0	0.31	ug/L			03/02/24 12:04	1
1,1,2-Trichloroethane	0.20	U	1.0	0.20	ug/L			03/02/24 12:04	1
1,1-Dichloroethane	0.26	U	1.0	0.26	ug/L			03/02/24 12:04	1
1,1-Dichloroethene	0.26	U	1.0	0.26	ug/L			03/02/24 12:04	1
1,2,3-Trichlorobenzene	0.36	U	1.0	0.36	ug/L			03/02/24 12:04	1
1,2,4-Trichlorobenzene	0.37	U	1.0	0.37	ug/L			03/02/24 12:04	1
1,2-Dichlorobenzene	0.21	U	1.0	0.21	ug/L			03/02/24 12:04	1
1,2-Dichloroethane	0.43	U	1.0	0.43	ug/L			03/02/24 12:04	1
1,2-Dichloropropane	0.35	U	1.0	0.35	ug/L			03/02/24 12:04	1
1,3-Dichlorobenzene	0.34	U	1.0	0.34	ug/L			03/02/24 12:04	1
1,4-Dichlorobenzene	0.33	U	1.0	0.33	ug/L			03/02/24 12:04	1
2-Butanone (MEK)	1.9	U	5.0	1.9	ug/L			03/02/24 12:04	1
2-Hexanone	1.1	U	5.0	1.1	ug/L			03/02/24 12:04	1
4-Methyl-2-pentanone (MIBK)	1.3	U	5.0	1.3	ug/L			03/02/24 12:04	1
Acetone	4.4	U	5.0	4.4	ug/L			03/02/24 12:04	1
Benzene	0.20	U	1.0	0.20	ug/L			03/02/24 12:04	1
Bromoform	0.54	U	1.0	0.54	ug/L			03/02/24 12:04	1
Bromomethane	0.55	U	1.0	0.55	ug/L			03/02/24 12:04	1
Carbon disulfide	0.82	U	1.0	0.82	ug/L			03/02/24 12:04	1
Carbon tetrachloride	0.21	U	1.0	0.21	ug/L			03/02/24 12:04	1
Chlorobenzene	0.38	U	1.0	0.38	ug/L			03/02/24 12:04	1
Chlorobromomethane	0.41	U	1.0	0.41	ug/L			03/02/24 12:04	1
Chlorodibromomethane	0.28	U	1.0	0.28	ug/L			03/02/24 12:04	1
Chloroethane	0.32	U	1.0	0.32	ug/L			03/02/24 12:04	1
Chloroform	0.33	U	1.0	0.33	ug/L			03/02/24 12:04	1
Chloromethane	0.40	U	1.0	0.40	ug/L			03/02/24 12:04	1
cis-1,2-Dichloroethene	0.22	U	1.0	0.22	ug/L			03/02/24 12:04	1
cis-1,3-Dichloropropene	0.22	U	1.0	0.22	ug/L			03/02/24 12:04	1
Cyclohexane	0.32	U	1.0	0.32	ug/L			03/02/24 12:04	1
Dichlorobromomethane	0.34	U	1.0	0.34	ug/L			03/02/24 12:04	1
Dichlorodifluoromethane	0.31	U	1.0	0.31	ug/L			03/02/24 12:04	1
Ethylbenzene	0.30	U	1.0	0.30	ug/L			03/02/24 12:04	1
Isopropylbenzene	0.34	U	1.0	0.34	ug/L			03/02/24 12:04	1
Methyl acetate	0.79	U	5.0	0.79	ug/L			03/02/24 12:04	1
Methyl tert-butyl ether	0.22	U	1.0	0.22	ug/L			03/02/24 12:04	1
Methylcyclohexane	0.71	U	1.0	0.71	ug/L			03/02/24 12:04	1
Methylene Chloride	0.32	U	1.0	0.32	ug/L			03/02/24 12:04	1
Styrene	0.42	U	1.0	0.42	ug/L			03/02/24 12:04	1
Tetrachloroethene	0.25	U	1.0	0.25	ug/L			03/02/24 12:04	1
Toluene	0.38	U	1.0	0.38	ug/L			03/02/24 12:04	1
trans-1,2-Dichloroethene	0.24	U	1.0	0.24	ug/L			03/02/24 12:04	1
trans-1,3-Dichloropropene	0.22	U	1.0	0.22	ug/L			03/02/24 12:04	1
Trichloroethene	0.31	U	1.0	0.31	ug/L			03/02/24 12:04	1
Trichlorofluoromethane	0.32	U	1.0	0.32	ug/L			03/02/24 12:04	1
Vinyl chloride	0.17	U	1.0	0.17	ug/L			03/02/24 12:04	1
Xylenes, Total	0.65	U	2.0	0.65	ug/L			03/02/24 12:04	1

Method: 8260D - Volatile Organic Compounds by GC/MS (Continued)

Lab Sample ID: MB 460-962148/9
Matrix: Water
Analysis Batch: 962148

Client Sample ID: Method Blank
Prep Type: Total/NA

Surrogate	MB %Recovery	MB Qualifier	Limits	Prepared	Analyzed	Dil Fac
1,2-Dichloroethane-d4 (Surr)	74		70 - 130		03/02/24 12:04	1
4-Bromofluorobenzene	79		70 - 130		03/02/24 12:04	1
Dibromofluoromethane (Surr)	80		70 - 130		03/02/24 12:04	1
Toluene-d8 (Surr)	74		70 - 130		03/02/24 12:04	1

Lab Sample ID: LCS 460-962148/3
Matrix: Water
Analysis Batch: 962148

Client Sample ID: Lab Control Sample
Prep Type: Total/NA

Analyte	Spike Added	LCS Result	LCS Qualifier	Unit	D	%Rec	%Rec Limits
1,1,1-Trichloroethane	20.0	20.3		ug/L		102	70 - 130
1,1,2,2-Tetrachloroethane	20.0	19.8		ug/L		99	70 - 130
1,1,2-Trichloro-1,2,2-trifluoroethane	20.0	22.4		ug/L		112	70 - 130
1,1,2-Trichloroethane	20.0	19.7		ug/L		99	70 - 130
1,1-Dichloroethane	20.0	20.2		ug/L		101	70 - 130
1,1-Dichloroethene	20.0	20.3		ug/L		102	70 - 130
1,2,3-Trichlorobenzene	20.0	34.2	*+	ug/L		171	70 - 130
1,2,4-Trichlorobenzene	20.0	22.2		ug/L		111	70 - 130
1,2-Dichlorobenzene	20.0	19.4		ug/L		97	70 - 130
1,2-Dichloroethane	20.0	20.0		ug/L		100	70 - 130
1,2-Dichloropropane	20.0	20.4		ug/L		102	70 - 130
1,3-Dichlorobenzene	20.0	18.6		ug/L		93	70 - 130
1,4-Dichlorobenzene	20.0	18.5		ug/L		92	70 - 130
2-Butanone (MEK)	100	97.5		ug/L		98	40 - 160
2-Hexanone	100	95.4		ug/L		95	40 - 160
4-Methyl-2-pentanone (MIBK)	100	93.5		ug/L		94	40 - 160
Acetone	100	94.1		ug/L		94	40 - 160
Benzene	20.0	18.7		ug/L		94	70 - 130
Bromoform	20.0	21.0		ug/L		105	70 - 130
Bromomethane	20.0	10.5		ug/L		53	40 - 160
Carbon disulfide	20.0	18.4		ug/L		92	40 - 160
Carbon tetrachloride	20.0	20.4		ug/L		102	70 - 130
Chlorobenzene	20.0	19.5		ug/L		97	70 - 130
Chlorobromomethane	20.0	22.2		ug/L		111	70 - 130
Chlorodibromomethane	20.0	19.9		ug/L		99	70 - 130
Chloroethane	20.0	21.5		ug/L		107	40 - 160
Chloroform	20.0	20.7		ug/L		104	70 - 130
Chloromethane	20.0	18.8		ug/L		94	40 - 160
cis-1,2-Dichloroethene	20.0	20.1		ug/L		101	70 - 130
cis-1,3-Dichloropropene	20.0	19.0		ug/L		95	70 - 130
Cyclohexane	20.0	19.7		ug/L		99	70 - 130
Dichlorobromomethane	20.0	20.4		ug/L		102	70 - 130
Dichlorodifluoromethane	20.0	19.9		ug/L		100	40 - 160
Ethylbenzene	20.0	18.5		ug/L		93	70 - 130
Isopropylbenzene	20.0	18.7		ug/L		94	70 - 130
Methyl acetate	40.0	40.4		ug/L		101	70 - 130
Methyl tert-butyl ether	20.0	22.5		ug/L		112	70 - 130
Methylcyclohexane	20.0	20.4		ug/L		102	70 - 130

Method: 8260D - Volatile Organic Compounds by GC/MS (Continued)

Lab Sample ID: LCS 460-962148/3
Matrix: Water
Analysis Batch: 962148

Client Sample ID: Lab Control Sample
Prep Type: Total/NA

Analyte	Spike Added	LCS Result	LCS Qualifier	Unit	D	%Rec	%Rec Limits
Methylene Chloride	20.0	21.0		ug/L		105	70 - 130
Styrene	20.0	18.9		ug/L		94	70 - 130
Tetrachloroethene	20.0	18.9		ug/L		95	70 - 130
Toluene	20.0	18.0		ug/L		90	70 - 130
trans-1,2-Dichloroethene	20.0	19.9		ug/L		99	70 - 130
trans-1,3-Dichloropropene	20.0	19.2		ug/L		96	70 - 130
Trichloroethene	20.0	20.5		ug/L		102	70 - 130
Trichlorofluoromethane	20.0	21.1		ug/L		106	40 - 160
Vinyl chloride	20.0	18.9		ug/L		95	70 - 130
Xylenes, Total	40.0	37.3		ug/L		93	70 - 130

Surrogate	*LCS %Recovery*	*LCS Qualifier*	*Limits*
1,2-Dichloroethane-d4 (Surr)	*99*		*70 - 130*
4-Bromofluorobenzene	*107*		*70 - 130*
Dibromofluoromethane (Surr)	*106*		*70 - 130*
Toluene-d8 (Surr)	*96*		*70 - 130*

Lab Sample ID: 460-298890-6 MS
Matrix: Water
Analysis Batch: 962148

Client Sample ID: OB-31-022224-MS
Prep Type: Total/NA

Analyte	Sample Result	Sample Qualifier	Spike Added	MS Result	MS Qualifier	Unit	D	%Rec	%Rec Limits
1,1,1-Trichloroethane	0.24	U	20.0	21.0		ug/L		105	70 - 130
1,1,2,2-Tetrachloroethane	0.37	U	20.0	16.8		ug/L		84	70 - 130
1,1,2-Trichloro-1,2,2-trifluoroethane	0.31	U	20.0	22.9		ug/L		115	70 - 130
1,1,2-Trichloroethane	0.20	U	20.0	18.5		ug/L		92	70 - 130
1,1-Dichloroethane	0.26	U	20.0	20.8		ug/L		104	70 - 130
1,1-Dichloroethene	0.26	U	20.0	21.0		ug/L		105	70 - 130
1,2,3-Trichlorobenzene	0.36	U F2 *+	20.0	16.6		ug/L		83	70 - 130
1,2,4-Trichlorobenzene	0.37	U	20.0	15.2		ug/L		76	70 - 130
1,2-Dichlorobenzene	0.21	U	20.0	17.7		ug/L		89	70 - 130
1,2-Dichloroethane	0.43	U	20.0	19.9		ug/L		99	70 - 130
1,2-Dichloropropane	0.35	U	20.0	20.5		ug/L		103	70 - 130
1,3-Dichlorobenzene	0.34	U	20.0	18.1		ug/L		90	70 - 130
1,4-Dichlorobenzene	0.33	U	20.0	17.6		ug/L		88	70 - 130
2-Butanone (MEK)	1.9	U	100	92.5		ug/L		92	40 - 160
2-Hexanone	1.1	U	100	89.4		ug/L		89	40 - 160
4-Methyl-2-pentanone (MIBK)	1.3	U	100	92.0		ug/L		92	40 - 160
Acetone	4.4	U	100	92.8		ug/L		93	40 - 160
Benzene	0.20	U	20.0	18.9		ug/L		94	70 - 130
Bromoform	0.54	U	20.0	18.5		ug/L		92	70 - 130
Bromomethane	0.55	U F2	20.0	15.4		ug/L		77	40 - 160
Carbon disulfide	0.82	U	20.0	18.8		ug/L		94	40 - 160
Carbon tetrachloride	0.21	U	20.0	21.3		ug/L		106	70 - 130
Chlorobenzene	0.38	U	20.0	19.1		ug/L		96	70 - 130
Chlorobromomethane	0.41	U	20.0	22.8		ug/L		114	70 - 130
Chlorodibromomethane	0.28	U	20.0	18.7		ug/L		93	70 - 130
Chloroethane	3.8		20.0	25.5		ug/L		109	40 - 160

Method: 8260D - Volatile Organic Compounds by GC/MS (Continued)

Lab Sample ID: 460-298890-6 MS
Matrix: Water
Analysis Batch: 962148

Client Sample ID: OB-31-022224-MS
Prep Type: Total/NA

Analyte	Sample Result	Sample Qualifier	Spike Added	MS Result	MS Qualifier	Unit	D	%Rec	%Rec Limits
Chloroform	0.33	U	20.0	21.2		ug/L		106	70 - 130
Chloromethane	0.40	U	20.0	19.7		ug/L		99	40 - 160
cis-1,2-Dichloroethene	0.22	U	20.0	21.0		ug/L		105	70 - 130
cis-1,3-Dichloropropene	0.22	U	20.0	17.5		ug/L		88	70 - 130
Cyclohexane	0.41	J	20.0	20.6		ug/L		101	70 - 130
Dichlorobromomethane	0.34	U	20.0	20.4		ug/L		102	70 - 130
Dichlorodifluoromethane	0.31	U	20.0	20.2		ug/L		101	40 - 160
Ethylbenzene	0.30	U	20.0	17.8		ug/L		89	70 - 130
Isopropylbenzene	0.34	U	20.0	18.9		ug/L		95	70 - 130
Methyl acetate	0.79	U	40.0	43.4		ug/L		108	70 - 130
Methyl tert-butyl ether	0.22	U	20.0	20.7		ug/L		103	70 - 130
Methylcyclohexane	0.71	U	20.0	20.9		ug/L		105	70 - 130
Methylene Chloride	0.32	U	20.0	21.2		ug/L		106	70 - 130
Styrene	0.42	U	20.0	18.4		ug/L		92	70 - 130
Tetrachloroethene	0.25	U	20.0	19.2		ug/L		96	70 - 130
Toluene	0.38	U	20.0	17.8		ug/L		89	70 - 130
trans-1,2-Dichloroethene	0.24	U	20.0	20.3		ug/L		102	70 - 130
trans-1,3-Dichloropropene	0.22	U	20.0	17.8		ug/L		89	70 - 130
Trichloroethene	0.31	U	20.0	21.1		ug/L		106	70 - 130
Trichlorofluoromethane	0.32	U	20.0	21.4		ug/L		107	40 - 160
Vinyl chloride	0.17	U	20.0	19.6		ug/L		98	70 - 130
Xylenes, Total	0.65	U	40.0	36.7		ug/L		92	70 - 130

Surrogate	*MS %Recovery*	*MS Qualifier*	*Limits*
1,2-Dichloroethane-d4 (Surr)	*97*		*70 - 130*
4-Bromofluorobenzene	*107*		*70 - 130*
Dibromofluoromethane (Surr)	*107*		*70 - 130*
Toluene-d8 (Surr)	*94*		*70 - 130*

Lab Sample ID: 460-298890-6 MSD
Matrix: Water
Analysis Batch: 962148

Client Sample ID: OB-31-022224-MSD
Prep Type: Total/NA

Analyte	Sample Result	Sample Qualifier	Spike Added	MSD Result	MSD Qualifier	Unit	D	%Rec	%Rec Limits	RPD	RPD Limit
1,1,1-Trichloroethane	0.24	U	20.0	21.7		ug/L		108	70 - 130	3	20
1,1,2,2-Tetrachloroethane	0.37	U	20.0	15.8		ug/L		79	70 - 130	6	20
1,1,2-Trichloro-1,2,2-trifluoroetha ne	0.31	U	20.0	23.0		ug/L		115	70 - 130	0	20
1,1,2-Trichloroethane	0.20	U	20.0	17.6		ug/L		88	70 - 130	5	20
1,1-Dichloroethane	0.26	U	20.0	21.5		ug/L		107	70 - 130	3	20
1,1-Dichloroethene	0.26	U	20.0	21.7		ug/L		109	70 - 130	3	20
1,2,3-Trichlorobenzene	0.36	U F2 *+	20.0	22.6	F2	ug/L		113	70 - 130	31	20
1,2,4-Trichlorobenzene	0.37	U	20.0	17.7		ug/L		88	70 - 130	15	20
1,2-Dichlorobenzene	0.21	U	20.0	18.4		ug/L		92	70 - 130	4	20
1,2-Dichloroethane	0.43	U	20.0	19.3		ug/L		97	70 - 130	3	20
1,2-Dichloropropane	0.35	U	20.0	20.9		ug/L		104	70 - 130	2	20
1,3-Dichlorobenzene	0.34	U	20.0	18.7		ug/L		94	70 - 130	4	20
1,4-Dichlorobenzene	0.33	U	20.0	18.4		ug/L		92	70 - 130	5	20
2-Butanone (MEK)	1.9	U	100	98.4		ug/L		98	40 - 160	6	20

Method: 8260D - Volatile Organic Compounds by GC/MS (Continued)

Lab Sample ID: 460-298890-6 MSD
Matrix: Water
Analysis Batch: 962148

Client Sample ID: OB-31-022224-MSD
Prep Type: Total/NA

Analyte	Sample Result	Sample Qualifier	Spike Added	MSD Result	MSD Qualifier	Unit	D	%Rec	%Rec Limits	RPD	RPD Limit
2-Hexanone	1.1	U	100	95.9		ug/L		96	40 - 160	7	20
4-Methyl-2-pentanone (MIBK)	1.3	U	100	97.5		ug/L		97	40 - 160	6	20
Acetone	4.4	U	100	101		ug/L		101	40 - 160	8	20
Benzene	0.20	U	20.0	19.0		ug/L		95	70 - 130	1	20
Bromoform	0.54	U	20.0	17.2		ug/L		86	70 - 130	7	20
Bromomethane	0.55	U F2	20.0	23.3	F2	ug/L		116	40 - 160	41	20
Carbon disulfide	0.82	U	20.0	19.5		ug/L		98	40 - 160	4	20
Carbon tetrachloride	0.21	U	20.0	22.2		ug/L		111	70 - 130	4	20
Chlorobenzene	0.38	U	20.0	19.9		ug/L		99	70 - 130	4	20
Chlorobromomethane	0.41	U	20.0	22.4		ug/L		112	70 - 130	2	20
Chlorodibromomethane	0.28	U	20.0	18.1		ug/L		91	70 - 130	3	20
Chloroethane	3.8		20.0	26.2		ug/L		112	40 - 160	3	20
Chloroform	0.33	U	20.0	21.7		ug/L		108	70 - 130	2	20
Chloromethane	0.40	U	20.0	20.3		ug/L		101	40 - 160	3	20
cis-1,2-Dichloroethene	0.22	U	20.0	21.2		ug/L		106	70 - 130	1	20
cis-1,3-Dichloropropene	0.22	U	20.0	17.7		ug/L		88	70 - 130	1	20
Cyclohexane	0.41	J	20.0	21.2		ug/L		104	70 - 130	3	20
Dichlorobromomethane	0.34	U	20.0	20.5		ug/L		102	70 - 130	0	20
Dichlorodifluoromethane	0.31	U	20.0	20.8		ug/L		104	40 - 160	3	20
Ethylbenzene	0.30	U	20.0	19.1		ug/L		96	70 - 130	7	20
Isopropylbenzene	0.34	U	20.0	19.7		ug/L		99	70 - 130	4	20
Methyl acetate	0.79	U	40.0	47.9		ug/L		120	70 - 130	10	20
Methyl tert-butyl ether	0.22	U	20.0	19.6		ug/L		98	70 - 130	6	20
Methylcyclohexane	0.71	U	20.0	21.4		ug/L		107	70 - 130	2	20
Methylene Chloride	0.32	U	20.0	21.3		ug/L		106	70 - 130	0	20
Styrene	0.42	U	20.0	19.0		ug/L		95	70 - 130	3	20
Tetrachloroethene	0.25	U	20.0	19.3		ug/L		96	70 - 130	1	20
Toluene	0.38	U	20.0	18.6		ug/L		93	70 - 130	4	20
trans-1,2-Dichloroethene	0.24	U	20.0	21.3		ug/L		106	70 - 130	4	20
trans-1,3-Dichloropropene	0.22	U	20.0	17.5		ug/L		87	70 - 130	2	20
Trichloroethene	0.31	U	20.0	22.2		ug/L		111	70 - 130	5	20
Trichlorofluoromethane	0.32	U	20.0	21.7		ug/L		109	40 - 160	2	20
Vinyl chloride	0.17	U	20.0	20.5		ug/L		103	70 - 130	4	20
Xylenes, Total	0.65	U	40.0	38.6		ug/L		96	70 - 130	5	20

Surrogate	*MSD %Recovery*	*MSD Qualifier*	*Limits*
1,2-Dichloroethane-d4 (Surr)	*94*		*70 - 130*
4-Bromofluorobenzene	*105*		*70 - 130*
Dibromofluoromethane (Surr)	*105*		*70 - 130*
Toluene-d8 (Surr)	*95*		*70 - 130*

Method: 8260D SIM - Volatile Organic Compounds (GC/MS)

Lab Sample ID: MB 460-962377/8
Matrix: Water
Analysis Batch: 962377

Client Sample ID: Method Blank
Prep Type: Total/NA

Analyte	MB Result	MB Qualifier	RL	MDL	Unit	D	Prepared	Analyzed	Dil Fac
1,2,3-Trichloropropane	0.012	U	0.030	0.012	ug/L			03/04/24 23:17	1

Method: 8260D SIM - Volatile Organic Compounds (GC/MS) (Continued)

Lab Sample ID: MB 460-962377/8
Matrix: Water
Analysis Batch: 962377

Client Sample ID: Method Blank
Prep Type: Total/NA

Analyte	MB Result	MB Qualifier	RL	MDL	Unit	D	Prepared	Analyzed	Dil Fac
1,2-Dibromo-3-Chloropropane	0.010	U	0.020	0.010	ug/L			03/04/24 23:17	1
1,4-Dioxane	0.33	U	0.40	0.33	ug/L			03/04/24 23:17	1
Ethylene Dibromide	0.0079	U	0.020	0.0079	ug/L			03/04/24 23:17	1

Surrogate	*MB %Recovery*	*MB Qualifier*	*Limits*	*Prepared*	*Analyzed*	*Dil Fac*
4-Bromofluorobenzene	*106*		*70 - 130*		*03/04/24 23:17*	*1*

Lab Sample ID: LCS 460-962377/4
Matrix: Water
Analysis Batch: 962377

Client Sample ID: Lab Control Sample
Prep Type: Total/NA

Analyte	Spike Added	LCS Result	LCS Qualifier	Unit	D	%Rec	%Rec Limits
1,2,3-Trichloropropane	0.0500	0.0548		ug/L		110	40 - 160
1,2-Dibromo-3-Chloropropane	0.0500	0.0545		ug/L		109	40 - 160
1,4-Dioxane	5.00	4.17		ug/L		83	40 - 160
Ethylene Dibromide	0.0500	0.0479		ug/L		96	70 - 130

Surrogate	*LCS %Recovery*	*LCS Qualifier*	*Limits*
4-Bromofluorobenzene	*110*		*70 - 130*

Lab Sample ID: LCSD 460-962377/5
Matrix: Water
Analysis Batch: 962377

Client Sample ID: Lab Control Sample Dup
Prep Type: Total/NA

Analyte	Spike Added	LCSD Result	LCSD Qualifier	Unit	D	%Rec	%Rec Limits	RPD	RPD Limit
1,2,3-Trichloropropane	0.0500	0.0574		ug/L		115	40 - 160	5	20
1,2-Dibromo-3-Chloropropane	0.0500	0.0510		ug/L		102	40 - 160	7	20
1,4-Dioxane	5.00	4.51		ug/L		90	40 - 160	8	20
Ethylene Dibromide	0.0500	0.0520		ug/L		104	70 - 130	8	20

Surrogate	*LCSD %Recovery*	*LCSD Qualifier*	*Limits*
4-Bromofluorobenzene	*113*		*70 - 130*

Lab Sample ID: MB 460-962418/7
Matrix: Water
Analysis Batch: 962418

Client Sample ID: Method Blank
Prep Type: Total/NA

Analyte	MB Result	MB Qualifier	RL	MDL	Unit	D	Prepared	Analyzed	Dil Fac
1,2,3-Trichloropropane	0.012	U	0.030	0.012	ug/L			03/05/24 09:31	1
1,2-Dibromo-3-Chloropropane	0.010	U	0.020	0.010	ug/L			03/05/24 09:31	1
1,4-Dioxane	0.33	U	0.40	0.33	ug/L			03/05/24 09:31	1
Ethylene Dibromide	0.0079	U	0.020	0.0079	ug/L			03/05/24 09:31	1

Surrogate	*MB %Recovery*	*MB Qualifier*	*Limits*	*Prepared*	*Analyzed*	*Dil Fac*
4-Bromofluorobenzene	*90*		*70 - 130*		*03/05/24 09:31*	*1*

Method: 8260D SIM - Volatile Organic Compounds (GC/MS) (Continued)

Lab Sample ID: LCS 460-962418/3
Matrix: Water
Analysis Batch: 962418

Client Sample ID: Lab Control Sample
Prep Type: Total/NA

Analyte	Spike Added	LCS Result	LCS Qualifier	Unit	D	%Rec	%Rec Limits
1,2,3-Trichloropropane	0.0500	0.0529		ug/L		106	40 - 160
1,2-Dibromo-3-Chloropropane	0.0500	0.0515		ug/L		103	40 - 160
1,4-Dioxane	5.00	4.82		ug/L		96	40 - 160
Ethylene Dibromide	0.0500	0.0515		ug/L		103	70 - 130

Surrogate	*LCS %Recovery*	*LCS Qualifier*	*Limits*
4-Bromofluorobenzene	*92*		*70 - 130*

Lab Sample ID: LCSD 460-962418/4
Matrix: Water
Analysis Batch: 962418

Client Sample ID: Lab Control Sample Dup
Prep Type: Total/NA

Analyte	Spike Added	LCSD Result	LCSD Qualifier	Unit	D	%Rec	%Rec Limits	RPD	RPD Limit
1,2,3-Trichloropropane	0.0500	0.0513		ug/L		103	40 - 160	3	20
1,2-Dibromo-3-Chloropropane	0.0500	0.0489		ug/L		98	40 - 160	5	20
1,4-Dioxane	5.00	4.98		ug/L		100	40 - 160	3	20
Ethylene Dibromide	0.0500	0.0502		ug/L		100	70 - 130	3	20

Surrogate	*LCSD %Recovery*	*LCSD Qualifier*	*Limits*
4-Bromofluorobenzene	*88*		*70 - 130*

Lab Sample ID: 460-298890-6 MS
Matrix: Water
Analysis Batch: 962418

Client Sample ID: OB-31-022224-MS
Prep Type: Total/NA

Analyte	Sample Result	Sample Qualifier	Spike Added	MS Result	MS Qualifier	Unit	D	%Rec	%Rec Limits
1,2,3-Trichloropropane	0.012	U	0.0500	0.0790		ug/L		158	40 - 160
1,2-Dibromo-3-Chloropropane	0.010	U	0.0500	0.0562		ug/L		112	40 - 160
1,4-Dioxane	1.9		5.00	6.56		ug/L		93	40 - 160
Ethylene Dibromide	0.0079	U	0.0500	0.0676	F1	ug/L		135	70 - 130

Surrogate	*MS %Recovery*	*MS Qualifier*	*Limits*
4-Bromofluorobenzene	*92*		*70 - 130*

Lab Sample ID: 460-298890-6 MSD
Matrix: Water
Analysis Batch: 962418

Client Sample ID: OB-31-022224-MSD
Prep Type: Total/NA

Analyte	Sample Result	Sample Qualifier	Spike Added	MSD Result	MSD Qualifier	Unit	D	%Rec	%Rec Limits	RPD	RPD Limit
1,2,3-Trichloropropane	0.012	U	0.0500	0.0828	F1	ug/L		166	40 - 160	5	20
1,2-Dibromo-3-Chloropropane	0.010	U	0.0500	0.0625		ug/L		125	40 - 160	11	20
1,4-Dioxane	1.9		5.00	6.82		ug/L		98	40 - 160	4	20
Ethylene Dibromide	0.0079	U	0.0500	0.0685	F1	ug/L		137	70 - 130	1	20

Surrogate	*MSD %Recovery*	*MSD Qualifier*	*Limits*
4-Bromofluorobenzene	*90*		*70 - 130*

Method: 8260D SIM - Volatile Organic Compounds (GC/MS) (Continued)

Lab Sample ID: MB 460-962616/7
Matrix: Water
Analysis Batch: 962616

Client Sample ID: Method Blank
Prep Type: Total/NA

Analyte	MB Result	MB Qualifier	RL	MDL	Unit	D	Prepared	Analyzed	Dil Fac
1,2,3-Trichloropropane	0.012	U	0.030	0.012	ug/L			03/06/24 09:32	1
1,2-Dibromo-3-Chloropropane	0.010	U	0.020	0.010	ug/L			03/06/24 09:32	1
1,4-Dioxane	0.33	U	0.40	0.33	ug/L			03/06/24 09:32	1
Ethylene Dibromide	0.0079	U	0.020	0.0079	ug/L			03/06/24 09:32	1

Surrogate	*MB %Recovery*	*MB Qualifier*	*Limits*	*Prepared*	*Analyzed*	*Dil Fac*
4-Bromofluorobenzene	*91*		*70 - 130*		*03/06/24 09:32*	*1*

Lab Sample ID: LCS 460-962616/3
Matrix: Water
Analysis Batch: 962616

Client Sample ID: Lab Control Sample
Prep Type: Total/NA

Analyte	Spike Added	LCS Result	LCS Qualifier	Unit	D	%Rec	%Rec Limits
1,2,3-Trichloropropane	0.0500	0.0563		ug/L		113	40 - 160
1,2-Dibromo-3-Chloropropane	0.0500	0.0562		ug/L		112	40 - 160
1,4-Dioxane	5.00	4.73		ug/L		95	40 - 160
Ethylene Dibromide	0.0500	0.0502		ug/L		100	70 - 130

Surrogate	*LCS %Recovery*	*LCS Qualifier*	*Limits*
4-Bromofluorobenzene	*98*		*70 - 130*

Lab Sample ID: LCSD 460-962616/4
Matrix: Water
Analysis Batch: 962616

Client Sample ID: Lab Control Sample Dup
Prep Type: Total/NA

Analyte	Spike Added	LCSD Result	LCSD Qualifier	Unit	D	%Rec	%Rec Limits	RPD	RPD Limit
1,2,3-Trichloropropane	0.0500	0.0515		ug/L		103	40 - 160	9	20
1,2-Dibromo-3-Chloropropane	0.0500	0.0473		ug/L		95	40 - 160	17	20
1,4-Dioxane	5.00	4.47		ug/L		89	40 - 160	6	20
Ethylene Dibromide	0.0500	0.0420		ug/L		84	70 - 130	18	20

Surrogate	*LCSD %Recovery*	*LCSD Qualifier*	*Limits*
4-Bromofluorobenzene	*92*		*70 - 130*

Method: 8270E SIM ID - Semivolatile Organic Compounds (GC/MS SIM / Isotope Dilution)

Lab Sample ID: MB 460-961647/1-A
Matrix: Water
Analysis Batch: 961785

Client Sample ID: Method Blank
Prep Type: Total/NA
Prep Batch: 961647

Analyte	MB Result	MB Qualifier	RL	MDL	Unit	D	Prepared	Analyzed	Dil Fac
1,4-Dioxane	0.072	U	0.20	0.072	ug/L		02/28/24 12:48	02/29/24 08:24	1

Isotope Dilution	*MB %Recovery*	*MB Qualifier*	*Limits*	*Prepared*	*Analyzed*	*Dil Fac*
1,4-Dioxane-d8	*37*		*10 - 150*	*02/28/24 12:48*	*02/29/24 08:24*	*1*

Method: 8270E SIM ID - Semivolatile Organic Compounds (GC/MS SIM / Isotope Dilution) (Continued)

Lab Sample ID: LCS 460-961647/2-A
Matrix: Water
Analysis Batch: 961785

Client Sample ID: Lab Control Sample
Prep Type: Total/NA
Prep Batch: 961647

Analyte			Spike Added	LCS Result	LCS Qualifier	Unit	D	%Rec	%Rec Limits		
1,4-Dioxane			1.60	1.26		ug/L		79	50 - 142		

Isotope Dilution	*LCS %Recovery*	*LCS Qualifier*	*Limits*
1,4-Dioxane-d8	*29*		*10 - 150*

Lab Sample ID: LCSD 460-961647/3-A
Matrix: Water
Analysis Batch: 961785

Client Sample ID: Lab Control Sample Dup
Prep Type: Total/NA
Prep Batch: 961647

Analyte			Spike Added	LCSD Result	LCSD Qualifier	Unit	D	%Rec	%Rec Limits	RPD	RPD Limit
1,4-Dioxane			1.60	1.27		ug/L		79	50 - 142	1	20

Isotope Dilution	*LCSD %Recovery*	*LCSD Qualifier*	*Limits*
1,4-Dioxane-d8	*26*		*10 - 150*

Lab Sample ID: 460-298890-6 MS
Matrix: Water
Analysis Batch: 961785

Client Sample ID: OB-31-022224-MS
Prep Type: Total/NA
Prep Batch: 961647

Analyte	Sample Result	Sample Qualifier	Spike Added	MS Result	MS Qualifier	Unit	D	%Rec	%Rec Limits		
1,4-Dioxane	0.83		1.60	2.17		ug/L		84	50 - 142		

Isotope Dilution	*MS %Recovery*	*MS Qualifier*	*Limits*
1,4-Dioxane-d8	*50*		*10 - 150*

Lab Sample ID: 460-298890-6 MSD
Matrix: Water
Analysis Batch: 961785

Client Sample ID: OB-31-022224-MSD
Prep Type: Total/NA
Prep Batch: 961647

Analyte	Sample Result	Sample Qualifier	Spike Added	MSD Result	MSD Qualifier	Unit	D	%Rec	%Rec Limits	RPD	RPD Limit
1,4-Dioxane	0.83		1.60	2.19		ug/L		85	50 - 142	1	20

Isotope Dilution	*MSD %Recovery*	*MSD Qualifier*	*Limits*
1,4-Dioxane-d8	*51*		*10 - 150*

Method: 6020B - Metals (ICP/MS)

Lab Sample ID: MB 460-962678/1-A
Matrix: Water
Analysis Batch: 962740

Client Sample ID: Method Blank
Prep Type: Total Recoverable
Prep Batch: 962678

Analyte	MB Result	MB Qualifier	RL	MDL	Unit	D	Prepared	Analyzed	Dil Fac
Arsenic	1.2	U	2.0	1.2	ug/L		03/06/24 09:07	03/06/24 14:48	1
Lead	0.42	U	1.2	0.42	ug/L		03/06/24 09:07	03/06/24 14:48	1

Method: 6020B - Metals (ICP/MS) (Continued)

Lab Sample ID: LCS 460-962678/2-A
Matrix: Water
Analysis Batch: 962740

Client Sample ID: Lab Control Sample
Prep Type: Total Recoverable
Prep Batch: 962678

Analyte	Spike Added	LCS Result	LCS Qualifier	Unit	D	%Rec	%Rec Limits
Arsenic	50.0	51.08		ug/L		102	80 - 120
Lead	25.0	24.21		ug/L		97	80 - 120

Lab Sample ID: 460-298890-6 MS
Matrix: Water
Analysis Batch: 962740

Client Sample ID: OB-31-022224-MS
Prep Type: Total Recoverable
Prep Batch: 962678

Analyte	Sample Result	Sample Qualifier	Spike Added	MS Result	MS Qualifier	Unit	D	%Rec	%Rec Limits
Arsenic	22.2		50.0	72.12		ug/L		100	75 - 125
Lead	0.42	U	25.0	25.65		ug/L		103	75 - 125

Lab Sample ID: 460-298890-6 MSD
Matrix: Water
Analysis Batch: 962740

Client Sample ID: OB-31-022224-MSD
Prep Type: Total Recoverable
Prep Batch: 962678

Analyte	Sample Result	Sample Qualifier	Spike Added	MSD Result	MSD Qualifier	Unit	D	%Rec	%Rec Limits	RPD	RPD Limit
Arsenic	22.2		50.0	73.46		ug/L		103	75 - 125	2	20
Lead	0.42	U	25.0	26.05		ug/L		104	75 - 125	2	20

Lab Sample ID: 460-298890-6 DU
Matrix: Water
Analysis Batch: 962740

Client Sample ID: OB-31-022224
Prep Type: Total Recoverable
Prep Batch: 962678

Analyte	Sample Result	Sample Qualifier	DU Result	DU Qualifier	Unit	D	RPD	RPD Limit
Arsenic	22.2		24.00		ug/L		8	20
Lead	0.42	U	0.42	U	ug/L		NC	20

Lab Sample ID: LCS 460-963144/2-A
Matrix: Water
Analysis Batch: 963154

Client Sample ID: Lab Control Sample
Prep Type: Total Recoverable
Prep Batch: 963144

Analyte	Spike Added	LCS Result	LCS Qualifier	Unit	D	%Rec	%Rec Limits
Arsenic	50.0	45.17		ug/L		90	80 - 120
Lead	25.0	22.59		ug/L		90	80 - 120

Lab Sample ID: MB 460-963140/1-B
Matrix: Water
Analysis Batch: 963154

Client Sample ID: Method Blank
Prep Type: Dissolved
Prep Batch: 963144

Analyte	MB Result	MB Qualifier	RL	MDL	Unit	D	Prepared	Analyzed	Dil Fac
Arsenic	1.2	U	2.0	1.2	ug/L		03/08/24 11:11	03/08/24 15:32	1
Lead	0.42	U	1.2	0.42	ug/L		03/08/24 11:11	03/08/24 15:32	1

Lab Sample ID: 460-298890-6 MS
Matrix: Water
Analysis Batch: 963154

Client Sample ID: OB-31-022224-MS
Prep Type: Dissolved
Prep Batch: 963144

Analyte	Sample Result	Sample Qualifier	Spike Added	MS Result	MS Qualifier	Unit	D	%Rec	%Rec Limits
Arsenic	1.2	U	50.0	43.01		ug/L		86	75 - 125
Lead	0.42	U	25.0	18.64		ug/L		75	75 - 125

QC Sample Results

Client: Cornerstone Environmental Group, LLC
Project/Site: FORD Ringwood Mines E203361 (2024)

Job ID: 460-298890-1

Method: 6020B - Metals (ICP/MS)

Lab Sample ID: 460-298890-6 MSD
Matrix: Water
Analysis Batch: 963154

Client Sample ID: OB-31-022224-MSD
Prep Type: Dissolved
Prep Batch: 963144

Analyte	Sample Result	Sample Qualifier	Spike Added	MSD Result	MSD Qualifier	Unit	D	%Rec	%Rec Limits	RPD	RPD Limit
Arsenic	1.2	U	50.0	44.31		ug/L		89	75 - 125	3	20
Lead	0.42	U	25.0	20.15		ug/L		81	75 - 125	8	20

Lab Sample ID: 460-298890-6 DU
Matrix: Water
Analysis Batch: 963154

Client Sample ID: OB-31-022224
Prep Type: Dissolved
Prep Batch: 963144

Analyte	Sample Result	Sample Qualifier		DU Result	DU Qualifier	Unit	D			RPD	RPD Limit
Arsenic	1.2	U		1.2	U	ug/L				NC	20
Lead	0.42	U		0.42	U	ug/L				NC	20

GC/MS VOA

Analysis Batch: 962148

Lab Sample ID	Client Sample ID	Prep Type	Matrix	Method	Prep Batch
460-298890-2	OB-10-022224	Total/NA	Water	8260D	
460-298890-3	OB-29-022224	Total/NA	Water	8260D	
460-298890-4	OB-32-022224	Total/NA	Water	8260D	
460-298890-5	OB-20B-022224	Total/NA	Water	8260D	
460-298890-6	OB-31-022224	Total/NA	Water	8260D	
460-298890-7	OB-19-022224	Total/NA	Water	8260D	
460-298890-8	DUP-02-022224	Total/NA	Water	8260D	
460-298890-9	RW-5-022224	Total/NA	Water	8260D	
460-298890-10	FB-02-022224	Total/NA	Water	8260D	
MB 460-962148/9	Method Blank	Total/NA	Water	8260D	
LCS 460-962148/3	Lab Control Sample	Total/NA	Water	8260D	
460-298890-6 MS	OB-31-022224-MS	Total/NA	Water	8260D	
460-298890-6 MSD	OB-31-022224-MSD	Total/NA	Water	8260D	

Analysis Batch: 962377

Lab Sample ID	Client Sample ID	Prep Type	Matrix	Method	Prep Batch
460-298890-3	OB-29-022224	Total/NA	Water	8260D SIM	
460-298890-4	OB-32-022224	Total/NA	Water	8260D SIM	
460-298890-5	OB-20B-022224	Total/NA	Water	8260D SIM	
460-298890-6	OB-31-022224	Total/NA	Water	8260D SIM	
460-298890-7	OB-19-022224	Total/NA	Water	8260D SIM	
460-298890-8	DUP-02-022224	Total/NA	Water	8260D SIM	
460-298890-9	RW-5-022224	Total/NA	Water	8260D SIM	
MB 460-962377/8	Method Blank	Total/NA	Water	8260D SIM	
LCS 460-962377/4	Lab Control Sample	Total/NA	Water	8260D SIM	
LCSD 460-962377/5	Lab Control Sample Dup	Total/NA	Water	8260D SIM	

Analysis Batch: 962418

Lab Sample ID	Client Sample ID	Prep Type	Matrix	Method	Prep Batch
MB 460-962418/7	Method Blank	Total/NA	Water	8260D SIM	
LCS 460-962418/3	Lab Control Sample	Total/NA	Water	8260D SIM	
LCSD 460-962418/4	Lab Control Sample Dup	Total/NA	Water	8260D SIM	
460-298890-6 MS	OB-31-022224-MS	Total/NA	Water	8260D SIM	
460-298890-6 MSD	OB-31-022224-MSD	Total/NA	Water	8260D SIM	

Analysis Batch: 962616

Lab Sample ID	Client Sample ID	Prep Type	Matrix	Method	Prep Batch
460-298890-2	OB-10-022224	Total/NA	Water	8260D SIM	
460-298890-10	FB-02-022224	Total/NA	Water	8260D SIM	
MB 460-962616/7	Method Blank	Total/NA	Water	8260D SIM	
LCS 460-962616/3	Lab Control Sample	Total/NA	Water	8260D SIM	
LCSD 460-962616/4	Lab Control Sample Dup	Total/NA	Water	8260D SIM	

GC/MS Semi VOA

Prep Batch: 961647

Lab Sample ID	Client Sample ID	Prep Type	Matrix	Method	Prep Batch
460-298890-2	OB-10-022224	Total/NA	Water	3510C	
460-298890-3	OB-29-022224	Total/NA	Water	3510C	
460-298890-4	OB-32-022224	Total/NA	Water	3510C	
460-298890-5	OB-20B-022224	Total/NA	Water	3510C	

GC/MS Semi VOA (Continued)

Prep Batch: 961647 (Continued)

Lab Sample ID	Client Sample ID	Prep Type	Matrix	Method	Prep Batch
460-298890-6	OB-31-022224	Total/NA	Water	3510C	
460-298890-7	OB-19-022224	Total/NA	Water	3510C	
460-298890-8	DUP-02-022224	Total/NA	Water	3510C	
460-298890-9	RW-5-022224	Total/NA	Water	3510C	
460-298890-10	FB-02-022224	Total/NA	Water	3510C	
MB 460-961647/1-A	Method Blank	Total/NA	Water	3510C	
LCS 460-961647/2-A	Lab Control Sample	Total/NA	Water	3510C	
LCSD 460-961647/3-A	Lab Control Sample Dup	Total/NA	Water	3510C	
460-298890-6 MS	OB-31-022224-MS	Total/NA	Water	3510C	
460-298890-6 MSD	OB-31-022224-MSD	Total/NA	Water	3510C	

Analysis Batch: 961785

Lab Sample ID	Client Sample ID	Prep Type	Matrix	Method	Prep Batch
460-298890-2	OB-10-022224	Total/NA	Water	8270E SIM ID	961647
460-298890-3	OB-29-022224	Total/NA	Water	8270E SIM ID	961647
460-298890-4	OB-32-022224	Total/NA	Water	8270E SIM ID	961647
460-298890-5	OB-20B-022224	Total/NA	Water	8270E SIM ID	961647
460-298890-6	OB-31-022224	Total/NA	Water	8270E SIM ID	961647
460-298890-7	OB-19-022224	Total/NA	Water	8270E SIM ID	961647
460-298890-8	DUP-02-022224	Total/NA	Water	8270E SIM ID	961647
460-298890-9	RW-5-022224	Total/NA	Water	8270E SIM ID	961647
460-298890-10	FB-02-022224	Total/NA	Water	8270E SIM ID	961647
MB 460-961647/1-A	Method Blank	Total/NA	Water	8270E SIM ID	961647
LCS 460-961647/2-A	Lab Control Sample	Total/NA	Water	8270E SIM ID	961647
LCSD 460-961647/3-A	Lab Control Sample Dup	Total/NA	Water	8270E SIM ID	961647
460-298890-6 MS	OB-31-022224-MS	Total/NA	Water	8270E SIM ID	961647
460-298890-6 MSD	OB-31-022224-MSD	Total/NA	Water	8270E SIM ID	961647

Metals

Prep Batch: 962678

Lab Sample ID	Client Sample ID	Prep Type	Matrix	Method	Prep Batch
460-298890-2	OB-10-022224	Total Recoverable	Water	3005A	
460-298890-3	OB-29-022224	Total Recoverable	Water	3005A	
460-298890-4	OB-32-022224	Total Recoverable	Water	3005A	
460-298890-5	OB-20B-022224	Total Recoverable	Water	3005A	
460-298890-6	OB-31-022224	Total Recoverable	Water	3005A	
460-298890-7	OB-19-022224	Total Recoverable	Water	3005A	
460-298890-8	DUP-02-022224	Total Recoverable	Water	3005A	
460-298890-9	RW-5-022224	Total Recoverable	Water	3005A	
460-298890-10	FB-02-022224	Total Recoverable	Water	3005A	
MB 460-962678/1-A	Method Blank	Total Recoverable	Water	3005A	
LCS 460-962678/2-A	Lab Control Sample	Total Recoverable	Water	3005A	
460-298890-6 MS	OB-31-022224-MS	Total Recoverable	Water	3005A	
460-298890-6 MSD	OB-31-022224-MSD	Total Recoverable	Water	3005A	
460-298890-6 DU	OB-31-022224	Total Recoverable	Water	3005A	

Analysis Batch: 962729

Lab Sample ID	Client Sample ID	Prep Type	Matrix	Method	Prep Batch
460-298890-9	RW-5-022224	Total Recoverable	Water	6020B	962678
460-298890-10	FB-02-022224	Total Recoverable	Water	6020B	962678

QC Association Summary

Client: Cornerstone Environmental Group, LLC
Project/Site: FORD Ringwood Mines E203361 (2024)

Job ID: 460-298890-1

Metals

Analysis Batch: 962740

Lab Sample ID	Client Sample ID	Prep Type	Matrix	Method	Prep Batch
460-298890-2	OB-10-022224	Total Recoverable	Water	6020B	962678
460-298890-3	OB-29-022224	Total Recoverable	Water	6020B	962678
460-298890-4	OB-32-022224	Total Recoverable	Water	6020B	962678
460-298890-5	OB-20B-022224	Total Recoverable	Water	6020B	962678
460-298890-6	OB-31-022224	Total Recoverable	Water	6020B	962678
460-298890-7	OB-19-022224	Total Recoverable	Water	6020B	962678
460-298890-8	DUP-02-022224	Total Recoverable	Water	6020B	962678
MB 460-962678/1-A	Method Blank	Total Recoverable	Water	6020B	962678
LCS 460-962678/2-A	Lab Control Sample	Total Recoverable	Water	6020B	962678
460-298890-6 MS	OB-31-022224-MS	Total Recoverable	Water	6020B	962678
460-298890-6 MSD	OB-31-022224-MSD	Total Recoverable	Water	6020B	962678
460-298890-6 DU	OB-31-022224	Total Recoverable	Water	6020B	962678

Filtration Batch: 963140

Lab Sample ID	Client Sample ID	Prep Type	Matrix	Method	Prep Batch
460-298890-2	OB-10-022224	Dissolved	Water	FILTRATION	
460-298890-3	OB-29-022224	Dissolved	Water	FILTRATION	
460-298890-4	OB-32-022224	Dissolved	Water	FILTRATION	
460-298890-5	OB-20B-022224	Dissolved	Water	FILTRATION	
460-298890-6	OB-31-022224	Dissolved	Water	FILTRATION	
460-298890-7	OB-19-022224	Dissolved	Water	FILTRATION	
460-298890-8	DUP-02-022224	Dissolved	Water	FILTRATION	
460-298890-9	RW-5-022224	Dissolved	Water	FILTRATION	
460-298890-10	FB-02-022224	Dissolved	Water	FILTRATION	
MB 460-963140/1-B	Method Blank	Dissolved	Water	FILTRATION	
460-298890-6 MS	OB-31-022224-MS	Dissolved	Water	FILTRATION	
460-298890-6 MSD	OB-31-022224-MSD	Dissolved	Water	FILTRATION	
460-298890-6 DU	OB-31-022224	Dissolved	Water	FILTRATION	

Prep Batch: 963144

Lab Sample ID	Client Sample ID	Prep Type	Matrix	Method	Prep Batch
460-298890-2	OB-10-022224	Dissolved	Water	3005A	963140
460-298890-3	OB-29-022224	Dissolved	Water	3005A	963140
460-298890-4	OB-32-022224	Dissolved	Water	3005A	963140
460-298890-5	OB-20B-022224	Dissolved	Water	3005A	963140
460-298890-6	OB-31-022224	Dissolved	Water	3005A	963140
460-298890-7	OB-19-022224	Dissolved	Water	3005A	963140
460-298890-8	DUP-02-022224	Dissolved	Water	3005A	963140
460-298890-9	RW-5-022224	Dissolved	Water	3005A	963140
460-298890-10	FB-02-022224	Dissolved	Water	3005A	963140
MB 460-963140/1-B	Method Blank	Dissolved	Water	3005A	963140
LCS 460-963144/2-A	Lab Control Sample	Total Recoverable	Water	3005A	
460-298890-6 MS	OB-31-022224-MS	Dissolved	Water	3005A	963140
460-298890-6 MSD	OB-31-022224-MSD	Dissolved	Water	3005A	963140
460-298890-6 DU	OB-31-022224	Dissolved	Water	3005A	963140

Analysis Batch: 963154

Lab Sample ID	Client Sample ID	Prep Type	Matrix	Method	Prep Batch
460-298890-2	OB-10-022224	Dissolved	Water	6020B	963144
460-298890-3	OB-29-022224	Dissolved	Water	6020B	963144
460-298890-4	OB-32-022224	Dissolved	Water	6020B	963144

Metals (Continued)

Analysis Batch: 963154 (Continued)

Lab Sample ID	Client Sample ID	Prep Type	Matrix	Method	Prep Batch
460-298890-5	OB-20B-022224	Dissolved	Water	6020B	963144
460-298890-6	OB-31-022224	Dissolved	Water	6020B	963144
460-298890-7	OB-19-022224	Dissolved	Water	6020B	963144
460-298890-8	DUP-02-022224	Dissolved	Water	6020B	963144
460-298890-9	RW-5-022224	Dissolved	Water	6020B	963144
460-298890-10	FB-02-022224	Dissolved	Water	6020B	963144
MB 460-963140/1-B	Method Blank	Dissolved	Water	6020B	963144
LCS 460-963144/2-A	Lab Control Sample	Total Recoverable	Water	6020B	963144
460-298890-6 MS	OB-31-022224-MS	Dissolved	Water	6020B	963144
460-298890-6 MSD	OB-31-022224-MSD	Dissolved	Water	6020B	963144
460-298890-6 DU	OB-31-022224	Dissolved	Water	6020B	963144

Lab Chronicle

Client: Cornerstone Environmental Group, LLC
Project/Site: FORD Ringwood Mines E203361 (2024)

Job ID: 460-298890-1

Client Sample ID: OB-10-022224
Date Collected: 02/22/24 12:15
Date Received: 02/23/24 18:00

Lab Sample ID: 460-298890-2
Matrix: Water

Prep Type	Batch Type	Batch Method	Run	Dilution Factor	Batch Number	Analyst	Lab	Prepared or Analyzed
Total/NA	Analysis	8260D		1	962148	MZS	EET EDI	03/02/24 15:59
Total/NA	Analysis	8260D SIM		1	962616	SZD	EET EDI	03/06/24 10:16
Total/NA	Prep	3510C			961647	NMP	EET EDI	02/28/24 12:48
Total/NA	Analysis	8270E SIM ID		1	961785	DXD	EET EDI	02/29/24 09:56
Dissolved	Filtration	FILTRATION			963140	LBD	EET EDI	03/08/24 11:01
Dissolved	Prep	3005A			963144	LBD	EET EDI	03/08/24 11:11
Dissolved	Analysis	6020B		1	963154	YZH	EET EDI	03/08/24 16:01
Total Recoverable	Prep	3005A			962678	JKF	EET EDI	03/06/24 09:07
Total Recoverable	Analysis	6020B		1	962740	FBT	EET EDI	03/06/24 15:27

Client Sample ID: OB-29-022224
Date Collected: 02/22/24 14:05
Date Received: 02/23/24 18:00

Lab Sample ID: 460-298890-3
Matrix: Water

Prep Type	Batch Type	Batch Method	Run	Dilution Factor	Batch Number	Analyst	Lab	Prepared or Analyzed
Total/NA	Analysis	8260D		1	962148	MZS	EET EDI	03/02/24 16:25
Total/NA	Analysis	8260D SIM		1	962377	KLB	EET EDI	03/05/24 04:21
Total/NA	Prep	3510C			961647	NMP	EET EDI	02/28/24 12:48
Total/NA	Analysis	8270E SIM ID		1	961785	DXD	EET EDI	02/29/24 10:11
Dissolved	Filtration	FILTRATION			963140	LBD	EET EDI	03/08/24 11:01
Dissolved	Prep	3005A			963144	LBD	EET EDI	03/08/24 11:11
Dissolved	Analysis	6020B		1	963154	YZH	EET EDI	03/08/24 16:28
Total Recoverable	Prep	3005A			962678	JKF	EET EDI	03/06/24 09:07
Total Recoverable	Analysis	6020B		1	962740	FBT	EET EDI	03/06/24 15:29

Client Sample ID: OB-32-022224
Date Collected: 02/22/24 14:10
Date Received: 02/23/24 18:00

Lab Sample ID: 460-298890-4
Matrix: Water

Prep Type	Batch Type	Batch Method	Run	Dilution Factor	Batch Number	Analyst	Lab	Prepared or Analyzed
Total/NA	Analysis	8260D		1	962148	MZS	EET EDI	03/02/24 19:54
Total/NA	Analysis	8260D SIM		1	962377	KLB	EET EDI	03/05/24 04:42
Total/NA	Prep	3510C			961647	NMP	EET EDI	02/28/24 12:48
Total/NA	Analysis	8270E SIM ID		1	961785	DXD	EET EDI	02/29/24 10:26
Dissolved	Filtration	FILTRATION			963140	LBD	EET EDI	03/08/24 11:01
Dissolved	Prep	3005A			963144	LBD	EET EDI	03/08/24 11:11
Dissolved	Analysis	6020B		1	963154	YZH	EET EDI	03/08/24 16:31
Total Recoverable	Prep	3005A			962678	JKF	EET EDI	03/06/24 09:07
Total Recoverable	Analysis	6020B		1	962740	FBT	EET EDI	03/06/24 15:32

Lab Chronicle

Client: Cornerstone Environmental Group, LLC
Project/Site: FORD Ringwood Mines E203361 (2024)

Job ID: 460-298890-1

Client Sample ID: OB-20B-022224

Lab Sample ID: 460-298890-5

Date Collected: 02/22/24 13:10
Matrix: Water
Date Received: 02/23/24 18:00

Prep Type	Batch Type	Batch Method	Run	Dilution Factor	Batch Number	Analyst	Lab	Prepared or Analyzed
Total/NA	Analysis	8260D		1	962148	MZS	EET EDI	03/02/24 16:51
Total/NA	Analysis	8260D SIM		1	962377	KLB	EET EDI	03/05/24 05:04
Total/NA	Prep	3510C			961647	NMP	EET EDI	02/28/24 12:48
Total/NA	Analysis	8270E SIM ID		1	961785	DXD	EET EDI	02/29/24 10:41
Dissolved	Filtration	FILTRATION			963140	LBD	EET EDI	03/08/24 11:01
Dissolved	Prep	3005A			963144	LBD	EET EDI	03/08/24 11:11
Dissolved	Analysis	6020B		1	963154	YZH	EET EDI	03/08/24 16:33
Total Recoverable	Prep	3005A			962678	JKF	EET EDI	03/06/24 09:07
Total Recoverable	Analysis	6020B		1	962740	FBT	EET EDI	03/06/24 15:34

Client Sample ID: OB-31-022224

Lab Sample ID: 460-298890-6

Date Collected: 02/22/24 11:50
Matrix: Water
Date Received: 02/23/24 18:00

Prep Type	Batch Type	Batch Method	Run	Dilution Factor	Batch Number	Analyst	Lab	Prepared or Analyzed
Total/NA	Analysis	8260D		1	962148	MZS	EET EDI	03/02/24 17:18
Total/NA	Analysis	8260D SIM		1	962377	KLB	EET EDI	03/05/24 05:26
Total/NA	Prep	3510C			961647	NMP	EET EDI	02/28/24 12:48
Total/NA	Analysis	8270E SIM ID		1	961785	DXD	EET EDI	02/29/24 10:57
Dissolved	Filtration	FILTRATION			963140	LBD	EET EDI	03/08/24 11:01
Dissolved	Prep	3005A			963144	LBD	EET EDI	03/08/24 11:11
Dissolved	Analysis	6020B		1	963154	YZH	EET EDI	03/08/24 15:40
Total Recoverable	Prep	3005A			962678	JKF	EET EDI	03/06/24 09:07
Total Recoverable	Analysis	6020B		1	962740	FBT	EET EDI	03/06/24 15:02

Client Sample ID: OB-19-022224

Lab Sample ID: 460-298890-7

Date Collected: 02/22/24 10:35
Matrix: Water
Date Received: 02/23/24 18:00

Prep Type	Batch Type	Batch Method	Run	Dilution Factor	Batch Number	Analyst	Lab	Prepared or Analyzed
Total/NA	Analysis	8260D		1	962148	MZS	EET EDI	03/02/24 17:44
Total/NA	Analysis	8260D SIM		1	962377	KLB	EET EDI	03/05/24 05:48
Total/NA	Prep	3510C			961647	NMP	EET EDI	02/28/24 12:48
Total/NA	Analysis	8270E SIM ID		1	961785	DXD	EET EDI	02/29/24 11:43
Dissolved	Filtration	FILTRATION			963140	LBD	EET EDI	03/08/24 11:01
Dissolved	Prep	3005A			963144	LBD	EET EDI	03/08/24 11:11
Dissolved	Analysis	6020B		1	963154	YZH	EET EDI	03/08/24 14:48
Total Recoverable	Prep	3005A			962678	JKF	EET EDI	03/06/24 09:07
Total Recoverable	Analysis	6020B		1	962740	FBT	EET EDI	03/06/24 15:37

Lab Chronicle

Client: Cornerstone Environmental Group, LLC
Project/Site: FORD Ringwood Mines E203361 (2024)

Job ID: 460-298890-1

Client Sample ID: DUP-02-022224

Lab Sample ID: 460-298890-8

Date Collected: 02/22/24 12:00
Date Received: 02/23/24 18:00

Matrix: Water

Prep Type	Batch Type	Batch Method	Run	Dilution Factor	Batch Number	Analyst	Lab	Prepared or Analyzed
Total/NA	Analysis	8260D		1	962148	MZS	EET EDI	03/02/24 18:10
Total/NA	Analysis	8260D SIM		1	962377	KLB	EET EDI	03/05/24 06:09
Total/NA	Prep	3510C			961647	NMP	EET EDI	02/28/24 12:48
Total/NA	Analysis	8270E SIM ID		1	961785	DXD	EET EDI	02/29/24 11:58
Dissolved	Filtration	FILTRATION			963140	LBD	EET EDI	03/08/24 11:01
Dissolved	Prep	3005A			963144	LBD	EET EDI	03/08/24 11:11
Dissolved	Analysis	6020B		1	963154	YZH	EET EDI	03/08/24 14:51
Total Recoverable	Prep	3005A			962678	JKF	EET EDI	03/06/24 09:07
Total Recoverable	Analysis	6020B		1	962740	FBT	EET EDI	03/06/24 15:39

Client Sample ID: RW-5-022224

Lab Sample ID: 460-298890-9

Date Collected: 02/22/24 09:25
Date Received: 02/23/24 18:00

Matrix: Water

Prep Type	Batch Type	Batch Method	Run	Dilution Factor	Batch Number	Analyst	Lab	Prepared or Analyzed
Total/NA	Analysis	8260D		1	962148	MZS	EET EDI	03/02/24 18:36
Total/NA	Analysis	8260D SIM		1	962377	KLB	EET EDI	03/05/24 06:31
Total/NA	Prep	3510C			961647	NMP	EET EDI	02/28/24 12:48
Total/NA	Analysis	8270E SIM ID		1	961785	DXD	EET EDI	02/29/24 12:14
Dissolved	Filtration	FILTRATION			963140	LBD	EET EDI	03/08/24 11:01
Dissolved	Prep	3005A			963144	LBD	EET EDI	03/08/24 11:11
Dissolved	Analysis	6020B		1	963154	YZH	EET EDI	03/08/24 14:53
Total Recoverable	Prep	3005A			962678	JKF	EET EDI	03/06/24 09:07
Total Recoverable	Analysis	6020B		1	962729	CDC	EET EDI	03/06/24 22:14

Client Sample ID: FB-02-022224

Lab Sample ID: 460-298890-10

Date Collected: 02/22/24 15:00
Date Received: 02/23/24 18:00

Matrix: Water

Prep Type	Batch Type	Batch Method	Run	Dilution Factor	Batch Number	Analyst	Lab	Prepared or Analyzed
Total/NA	Analysis	8260D		1	962148	MZS	EET EDI	03/02/24 14:15
Total/NA	Analysis	8260D SIM		1	962616	SZD	EET EDI	03/06/24 09:54
Total/NA	Prep	3510C			961647	NMP	EET EDI	02/28/24 12:48
Total/NA	Analysis	8270E SIM ID		1	961785	DXD	EET EDI	02/29/24 12:29
Dissolved	Filtration	FILTRATION			963140	LBD	EET EDI	03/08/24 11:01
Dissolved	Prep	3005A			963144	LBD	EET EDI	03/08/24 11:11
Dissolved	Analysis	6020B		1	963154	YZH	EET EDI	03/08/24 14:56
Total Recoverable	Prep	3005A			962678	JKF	EET EDI	03/06/24 09:07
Total Recoverable	Analysis	6020B		1	962729	CDC	EET EDI	03/06/24 22:17

Laboratory References:

EET EDI = Eurofins Edison, 777 New Durham Road, Edison, NJ 08817, TEL (732)549-3900

Accreditation/Certification Summary

Client: Cornerstone Environmental Group, LLC
Job ID: 460-298890-1
Project/Site: FORD Ringwood Mines E203361 (2024)

Laboratory: Eurofins Edison

Unless otherwise noted, all analytes for this laboratory were covered under each accreditation/certification below.

Authority	Program	Identification Number	Expiration Date
New Jersey	NELAP	12028	06-30-24

The following analytes are included in this report, but the laboratory is not certified by the governing authority. This list may include analytes for which the agency does not offer certification.

Analysis Method	Prep Method	Matrix	Analyte
8260D SIM		Water	1,2,3-Trichloropropane
8260D SIM		Water	1,2-Dibromo-3-Chloropropane
8260D SIM		Water	Ethylene Dibromide

Method Summary

Client: Cornerstone Environmental Group, LLC
Project/Site: FORD Ringwood Mines E203361 (2024)

Job ID: 460-298890-1

Method	Method Description	Protocol	Laboratory
8260D	Volatile Organic Compounds by GC/MS	SW846	EET EDI
8260D SIM	Volatile Organic Compounds (GC/MS)	SW846	EET EDI
8270E SIM ID	Semivolatile Organic Compounds (GC/MS SIM / Isotope Dilution)	SW846	EET EDI
6020B	Metals (ICP/MS)	SW846	EET EDI
3005A	Preparation, Total Recoverable or Dissolved Metals	SW846	EET EDI
3510C	Liquid-Liquid Extraction (Separatory Funnel)	SW846	EET EDI
5030C	Purge and Trap	SW846	EET EDI
FILTRATION	Sample Filtration	None	EET EDI

Protocol References:

None = None

SW846 = "Test Methods For Evaluating Solid Waste, Physical/Chemical Methods", Third Edition, November 1986 And Its Updates.

Laboratory References:

EET EDI = Eurofins Edison, 777 New Durham Road, Edison, NJ 08817, TEL (732)549-3900

Sample Summary

Client: Cornerstone Environmental Group, LLC
Project/Site: FORD Ringwood Mines E203361 (2024)

Job ID: 460-298890-1

Lab Sample ID	Client Sample ID	Matrix	Collected	Received
460-298890-2	OB-10-022224	Water	02/22/24 12:15	02/23/24 18:00
460-298890-3	OB-29-022224	Water	02/22/24 14:05	02/23/24 18:00
460-298890-4	OB-32-022224	Water	02/22/24 14:10	02/23/24 18:00
460-298890-5	OB-20B-022224	Water	02/22/24 13:10	02/23/24 18:00
460-298890-6	OB-31-022224	Water	02/22/24 11:50	02/23/24 18:00
460-298890-7	OB-19-022224	Water	02/22/24 10:35	02/23/24 18:00
460-298890-8	DUP-02-022224	Water	02/22/24 12:00	02/23/24 18:00
460-298890-9	RW-5-022224	Water	02/22/24 09:25	02/23/24 18:00
460-298890-10	FB-02-022224	Water	02/22/24 15:00	02/23/24 18:00

Chain of Custody Record

634806

eurofins | Environment Testing America

Address: _____

Regulatory Program ☐ DW ☐ NPDES ☐ RCRA ☐ Other

TAL-8210

Client Contact	Project Manager: Tim Roeper	Site Contact:	Date:	COC No:
Company Name: Tetra Tech	Tel/Email: tim.roeper@tetratech.com	Lab Contact:	Carrier:	____ of ____ COCs
Address: 100 Crystal Run Rd	Analysis Turnaround Time			Sampler:
City/State/Zip: Middletown NY	☒ CALENDAR DAYS ☐ WORKING DAYS			For Lab Use Only:
Phone: 84	TAT if different from Below ____			Walk-in Client:
Fax:	☒ 2 weeks			Lab Sampling
Project Name: FORD - Ringwood Mines	☐ 1 week			Job / SDG No. 298890
Site: Ringwood NJ	☐ 2 days			
PO# 209-4213111	☐ 1 day			

Sample Identification	Sample Date	Sample Time	Sample Type (C=Comp, G=Grab)	Matrix	# of Cont.	Filtered Sample (Y/N)	Perform MS / MSD (Y/N)	8260D-TCL VOCs/SIM	6020B-As,Pb	6020B-DISS As,Pb	8270E-1,4-Dioxane w/ Isotope Dilution	Sample Specific Notes.
OB-3-022224	02/22/24	10 10	G	GW	8	N	N	X	X	X	X	1
OB-10-022224	02/22/24	12 15	G	GW	8	N	N	X	X	X	X	2
OB-29-022224	02/22/24	14 05	G	GW	8	N	N	X	X	X	X	3
OB 32-022224	2/22/24	14:10	G	GW	8	N	N	X	X	X	X	4
OB 20B-022224	2/22/24	13.10	G	GW	8	N	N	X	X	X	X	5
OB-31-022224	2/22/24	11.50	G	GW	8	N	N	X	X	X	X	6
OB-31-022224-MS	2/22/24	11:50	G	GW	8	N	Y	X	X	X	X	6
OB-31-022224-MSD	2/22/24	11 50	G	GW	8	N	Y	X	X	X	X	6
OB-19-022224	2/22/24	10:35	G	GW	8	N	N	X	X	X	X	7
DUP-02-022224	2/22/24	1200	G	GW	8	N	N	X	X	X	X	8
RW-5-022224	2/22/24	9 25	G	GW	8	N	N	X	X	X	X	9
FB-02-022224	2/22/24	1500	G	BW	8	N	N	X	X	X	X	10

460-298890 Chain of Custody

EL [illegible] RD 272

Preservation Used: 1= Ice, 2= HCl; 3= H2SO4; 4=HNO3; 5=NaOH; 6= Other _____

Possible Hazard Identification.
Are any samples from a listed EPA Hazardous Waste? Please List any EPA Waste Codes for the sample in the Comments Section if the lab is to dispose of the sample.

☒ Non-Hazard ☐ Flammable ☐ Skin Irritant ☐ Poison B ☐ Unknown

Sample Disposal (A fee may be assessed if samples are retained longer than 1 month)

☐ Return to Client ☒ Disposal by Lab ☐ Archive for _____ Months

Special Instructions/QC Requirements & Comments:

Custody Seals Intact: ☐ Yes ☐ No | Custody Seal No | Cooler Temp. (°C): Obs'd: _____ Corr'd: _____ Therm ID No. _____

Relinquished by:	Company:	Date/Time:	Received by:	Company:	Date/Time:
David Wheeler	TT	02/23/24 / 1245	[signature]	ETA	2-23-24 1245
[signature]	ETA	2-23-24 1700	[signature]	[signature]	2-23-24 1700
[signature]	[signature]	2-23-24 1800	Received in Laboratory by: [signature]	ECTA	2/23/24 1800

Job Number: 298890

Eurofins TestAmerica Edison
Receipt Temperature and pH Log

Page ____ of ____

Number of Coolers: 2

IR Gun # 9

Cooler Temperatures

	RAW	CORRECTED		RAW	CORRECTED		RAW	CORRECTED
Cooler #1:	20 °C	27 °C	Cooler #4:	°C	°C	Cooler #7:	°C	°C
Cooler #2:	16 °C	20 °C	Cooler #5:	°C	°C	Cooler #8:	°C	°C
Cooler #3:	°C	°C	Cooler #6:	°C	°C	Cooler #9:	°C	°C

TALS Sample Number	Ammonia (pH<2)	COD (pH<2)	Nitrate Nitrite (pH<2)	Metals* (pH<2)	Hardness (pH<2)	Pest (pH 5-9)	EPH or QAM (pH<2)	Phenols (pH<2)	Sulfide (pH>9)	TKN (pH<2)	TOC (pH<2)	Total Cyanide (pH>12)	Total Phos (pH<2)	Other	Other
2				<2											
3				<2											
4				<2											
5				<2											
6				<2											
7				<2											
8				<2											
9				<2											
10				<2											

If pH adjustments are required record the information below:

Sample No(s). adjusted: _____

Preservative Name/Conc. _____ Volume of Preservative used (ml) _____

Lot # of Preservative(s): _____ Expiration Date: _____

The appropriate Project Manager and Department Manager should be notified about the samples which were pH adjusted.

**Samples for Metal analysis which are out of compliance must be acidified at least 24 hours prior to analysis.*

EDS-WI-038, Rev 4.1
10/22/2019

Initials: Rama

Date: 2 23 24

Login Sample Receipt Checklist

Client: Cornerstone Environmental Group, LLC

Job Number: 460-298890-1

Login Number: 298890
List Number: 1
Creator: Rivera, Kenneth

List Source: Eurofins Edison

Question	Answer	Comment
Radioactivity wasn't checked or is </= background as measured by a survey meter.	N/A	
The cooler's custody seal, if present, is intact.	True	
Sample custody seals, if present, are intact.	True	
The cooler or samples do not appear to have been compromised or tampered with.	True	
Samples were received on ice.	True	
Cooler Temperature is acceptable.	True	
Cooler Temperature is recorded.	True	
COC is present.	True	
COC is filled out in ink and legible.	True	
COC is filled out with all pertinent information.	True	
Is the Field Sampler's name present on COC?	True	
There are no discrepancies between the containers received and the COC.	True	
Samples are received within Holding Time (excluding tests with immediate HTs)	True	
Sample containers have legible labels.	True	
Containers are not broken or leaking.	True	
Sample collection date/times are provided.	True	
Appropriate sample containers are used.	True	
Sample bottles are completely filled.	True	
Sample Preservation Verified.	True	
There is sufficient vol. for all requested analyses, incl. any requested MS/MSDs	False	Refer to Job Narrative for details.
Containers requiring zero headspace have no headspace or bubble is <6mm (1/4").	True	
Multiphasic samples are not present.	True	
Samples do not require splitting or compositing.	True	
Residual Chlorine Checked.	N/A	

eurofins | Environment Testing

ANALYTICAL REPORT

PREPARED FOR

Attn: Dr. Tim Roeper
Cornerstone Environmental Group, LLC
100 Crystal Run Road
Suite 101
Middletown, New York 10941

Generated 3/8/2024 12:58:08 PM

JOB DESCRIPTION

FORD Ringwood Mines E203361 (2024)

JOB NUMBER

460-298900-1

Eurofins Edison
777 New Durham Road
Edison NJ 08817

See page two for job notes and contact information.

my EOL

Eurofins Edison

Job Notes

This report may not be reproduced except in full, and with written approval from the laboratory. The results relate only to the samples tested. For questions please contact the Project Manager at the e-mail address or telephone number listed on this page.

The test results in this report relate only to the samples as received by the laboratory and will meet all requirements of the methodology, with any exceptions noted. This report shall not be reproduced except in full, without the express written approval of the laboratory. All questions should be directed to the Eurofins Environment Testing Northeast, LLC Project Manager.

Authorization

Generated
3/8/2024 12:58:08 PM

Authorized for release by
Patricia Grieco, Senior Project Manager
Patricia.Grieco@et.eurofinsus.com
Designee for
Maria Luisa Cruz, Project Manager II
Maria.Cruz@et.eurofinsus.com
(732)549-3900

Table of Contents

Cover Page 1
Table of Contents 3
Definitions/Glossary 4
Case Narrative 5
Detection Summary 8
Client Sample Results 10
Surrogate Summary 23
Isotope Dilution Summary 24
QC Sample Results 25
QC Association Summary 38
Lab Chronicle 42
Certification Summary 45
Method Summary 46
Sample Summary 47
Chain of Custody 48
Receipt Checklists 50

Qualifiers

GC/MS VOA

Qualifier	Qualifier Description
*1	LCS/LCSD RPD exceeds control limits.
J	Result is less than the RL but greater than or equal to the MDL and the concentration is an approximate value.
U	Indicates the analyte was analyzed for but not detected.

GC/MS Semi VOA

Qualifier	Qualifier Description
U	Indicates the analyte was analyzed for but not detected.

Metals

Qualifier	Qualifier Description
J	Result is less than the RL but greater than or equal to the MDL and the concentration is an approximate value.
U	Indicates the analyte was analyzed for but not detected.

Glossary

Abbreviation	These commonly used abbreviations may or may not be present in this report.
¤	Listed under the "D" column to designate that the result is reported on a dry weight basis
%R	Percent Recovery
CFL	Contains Free Liquid
CFU	Colony Forming Unit
CNF	Contains No Free Liquid
DER	Duplicate Error Ratio (normalized absolute difference)
Dil Fac	Dilution Factor
DL	Detection Limit (DoD/DOE)
DL, RA, RE, IN	Indicates a Dilution, Re-analysis, Re-extraction, or additional Initial metals/anion analysis of the sample
DLC	Decision Level Concentration (Radiochemistry)
EDL	Estimated Detection Limit (Dioxin)
LOD	Limit of Detection (DoD/DOE)
LOQ	Limit of Quantitation (DoD/DOE)
MCL	EPA recommended "Maximum Contaminant Level"
MDA	Minimum Detectable Activity (Radiochemistry)
MDC	Minimum Detectable Concentration (Radiochemistry)
MDL	Method Detection Limit
ML	Minimum Level (Dioxin)
MPN	Most Probable Number
MQL	Method Quantitation Limit
NC	Not Calculated
ND	Not Detected at the reporting limit (or MDL or EDL if shown)
NEG	Negative / Absent
POS	Positive / Present
PQL	Practical Quantitation Limit
PRES	Presumptive
QC	Quality Control
RER	Relative Error Ratio (Radiochemistry)
RL	Reporting Limit or Requested Limit (Radiochemistry)
RPD	Relative Percent Difference, a measure of the relative difference between two points
TEF	Toxicity Equivalent Factor (Dioxin)
TEQ	Toxicity Equivalent Quotient (Dioxin)
TNTC	Too Numerous To Count

DATA OF KNOWN QUALITY CONFORMANCE/NON-CONFORMANCE SUMMARY QUESTIONNAIRE

Laboratory Name: Eurofins Edison

Client: Cornerstone Environmental Group, LLC

Project Location: FORD Ringwood Mines E203361 (2024)

Project Number: 460-298900-1

Laboratory Sample ID(s): 460-298900-1, 460-298900-2, 460-298900-3, 460-298900-4, 460-298900-5, 460-298900-6, 460-298900-7, 460-298900-8

Sampling Date(s): 02/22/2024

List DKQP Methods Used: 8260D, 8260D SIM, 6020B

1	For each analytical method referenced in this laboratory report package, were all specified QA/QC performance criteria followed, including the requirement to explain any criteria falling outside of acceptable guidelines, as specified in the NJDEP Data of Known Quality performance standards?	☑Yes ☐No
1A	Were the method specified handling, preservation, and holding time requirements met?	☐Yes ☐No ☑ See case narrative
1B	*EPH Method:* Was the EPH method conducted without significant modifications? (see Section 11.3 of respective DKQ methods)	☐Yes ☐No ☑N/A
2	Were all samples received by the laboratory in a condition consistent with that described on the associated chain-of-custody documents(s)?	☐Yes ☐No ☑ See case narrative
3	Were samples received at an appropriate temperature (4±2° C)?	☑Yes ☐No ☐N/A
4	Were all QA/QC performance criteria specified in the NJDEP DKQP standards achieved?	☐Yes ☑No
5	a) Were reporting limits specified or referenced on the chain-of-custody or communicated to the laboratory prior to sample receipt?	☐Yes ☐No ☑ See case narrative
	b) Were these reporting limits met?	☐Yes ☐No ☐N/A ☑ See case narrative
6	For each analytical method referenced in this laboratory report package, were results reported for all constituents identified in the method-specific analyte lists presented in the DKQP documents and/or site-specific QAPP?	☑Yes ☐No
7	Are project-specific matrix spike and/or laboratory duplicates included in this data set?	☐Yes ☑No

Notes: For all questions to which the response was "No" (with the exception of question #7), additional information should be provided in an attached narrative. If the answer to question #1, #1A, or #1B is "No", the data package does not meet requirements for "Data of Known Quality."

CASE NARRATIVE

Client: Cornerstone Environmental Group, LLC

Project: FORD Ringwood Mines E203361 (2024)

Report Number: 460-298900-1

This case narrative is in the form of an exception report, where only the anomalies related to this report, method specific performance and/or QA/QC issues are discussed. If there are no issues to report, this narrative will include a statement that documents that there are no relevant data issues.

It should be noted that samples with elevated Reporting Limits (RLs) as a result of a dilution may not be able to satisfy customer reporting limits in some cases. Such increases in the RLs are unavoidable but acceptable consequence of sample dilution that enables quantification of target analytes or interferences which exceed the calibration range of the instrument.

Calculations are performed before rounding to avoid round-off errors in calculated results.

All holding times were met and proper preservation noted for the methods performed on these samples, unless otherwise detailed in the individual sections below.

RECEIPT
The samples were received on 02/23/2024; the samples arrived in good condition, properly preserved and on ice. The temperature of the coolers at receipt was 2.8 C.

Note: All samples which require thermal preservation are considered acceptable if the arrival temperature is within 2C of the required temperature or method specified range. For samples with a specified temperature of 4C, samples with a temperature ranging from just above freezing temperature of water to 6C shall be acceptable. Samples that are hand delivered immediately following collection may not meet these criteria, however they will be deemed acceptable according to NELAC standards, if there is evidence that the chilling process has begun, such as arrival on ice, etc.

VOLATILE ORGANIC COMPOUNDS (GC/MS) DKQP (TOTAL)
Samples RW-12S-(55-65)-022224 (460-298900-1), RW-12D-(130-140)-022224 (460-298900-2), RW-3DS-(155-160)-022224 (460-298900-3), RW-3DD-(175-180)-022224 (460-298900-4), RW-3-(77-87)-022224 (460-298900-5), RW-11D-(262-267)-022224 (460-298900-6), RW-11S-(236-241)-022224 (460-298900-7) and TB-03 (460-298900-8) were analyzed for Volatile Organic Compounds (GC/MS) DKQP (Total) in accordance with EPA SW-846 Method 8260D (DKQP). The samples were analyzed on 03/03/2024 and 03/04/2024.

The RPD of the laboratory control sample (LCS) and laboratory control sample duplicate (LCSD) for analytical batch 460-962194 recovered outside control limits for the following analyte: Bromomethane.

The continuing calibration verification (CCV) analyzed in batch 460-962194 was outside the method criteria for the following analyte(s): 1,2-Dichloroethane, Bromomethane and Vinyl chloride. The minimum response factor for Bromomethane was below required control limit. A CCV standard at or below the reporting limit (RL) was analyzed with the affected samples and found to be acceptable. As indicated in the reference method, sample analysis may proceed; however, any detection for the affected analyte(s) is considered estimated.

The continuing calibration verification (CCV) analyzed in batch 460-962223 was outside the method criteria for the following analytes: 1,1,2-Trichloro-1,2,2-trifluoroethane, Bromomethane and Dichlorodifluoromethane. The minimum response factor (RF) for Bromomethane was outside required limits. A CCV standard at or below the reporting limit (RL) was analyzed with the affected samples and found to be acceptable. As indicated in the reference method, sample analysis may proceed; however, any detection for the affected analytes is considered estimated.

No other difficulties were encountered during the Volatiles analysis.

All other quality control parameters were within the acceptance limits.

VOLATILE ORGANIC COMPOUNDS (GC/MS) - SELECTED ION MODE (SIM) DKQP (TOTAL)
Samples RW-12S-(55-65)-022224 (460-298900-1), RW-12D-(130-140)-022224 (460-298900-2), RW-3DS-(155-160)-022224

(460-298900-3), RW-3DD-(175-180)-022224 (460-298900-4), RW-3-(77-87)-022224 (460-298900-5), RW-11D-(262-267)-022224 (460-298900-6), RW-11S-(236-241)-022224 (460-298900-7) and TB-03 (460-298900-8) were analyzed for Volatile Organic Compounds (GC/MS) - Selected Ion Mode (SIM) DKQP (Total) in accordance with EPA SW-846 Method 8260D (DKQP) - Selected Ion Mode (SIM) DKQP. The samples were analyzed on 03/05/2024.

No difficulties were encountered during the VOA SIM analysis.

All quality control parameters were within the acceptance limits.

SEMIVOLATILE ORGANIC COMPOUNDS - SELECTED ION MODE (SIM) - ISOTOPE DILUTION - 1,4 DIOXANE
Samples RW-12S-(55-65)-022224 (460-298900-1), RW-12D-(130-140)-022224 (460-298900-2), RW-3DS-(155-160)-022224 (460-298900-3), RW-3DD-(175-180)-022224 (460-298900-4), RW-3-(77-87)-022224 (460-298900-5), RW-11D-(262-267)-022224 (460-298900-6) and RW-11S-(236-241)-022224 (460-298900-7) were analyzed for semivolatile organic compounds - Selected Ion Mode (SIM) - Isotope Dilution - 1,4 Dioxane in accordance with EPA SW-846 Method 8270E SIM 1,4Dioxane. The samples were prepared on 02/28/2024 and analyzed on 02/29/2024.

No difficulties were encountered during the 1,4 Dioxane analysis.

All quality control parameters were within the acceptance limits.

METALS DKQP (DISSOLVED)(ICP/MS)
Samples RW-12S-(55-65)-022224 (460-298900-1), RW-12D-(130-140)-022224 (460-298900-2), RW-3DS-(155-160)-022224 (460-298900-3), RW-3DD-(175-180)-022224 (460-298900-4), RW-3-(77-87)-022224 (460-298900-5), RW-11D-(262-267)-022224 (460-298900-6) and RW-11S-(236-241)-022224 (460-298900-7) were analyzed for Metals DKQP (Dissolved)(ICP/MS) in accordance with EPA SW-846 Method 6020B (DKQP). The samples were prepared on 02/28/2024 and analyzed on 02/29/2024.

The following samples were not filtered and preserved within 15 minutes of sample collection in accordance with 40 CFR Part 136 Table II, Footnote 7, method 6020B. The samples were filtered prior to analysis at the laboratory.

RW-12S-(55-65)-022224 (460-298900-1), RW-12D-(130-140)-022224 (460-298900-2), RW-3DS-(155-160)-022224 (460-298900-3), RW-3DD-(175-180)-022224 (460-298900-4), RW-3-(77-87)-022224 (460-298900-5), RW-11D-(262-267)-022224 (460-298900-6) and RW-11S-(236-241)-022224 (460-298900-7)

No difficulties were encountered during the Metals DKQP (Dissolved)(ICP/MS) analysis.

All quality control parameters were within the acceptance limits.

METALS DKQP (TOTAL)(ICP/MS)
Samples RW-12S-(55-65)-022224 (460-298900-1), RW-12D-(130-140)-022224 (460-298900-2), RW-3DS-(155-160)-022224 (460-298900-3), RW-3DD-(175-180)-022224 (460-298900-4), RW-3-(77-87)-022224 (460-298900-5), RW-11D-(262-267)-022224 (460-298900-6) and RW-11S-(236-241)-022224 (460-298900-7) were analyzed for Metals DKQP (Total)(ICP/MS) in accordance with EPA SW-846 Method 6020B (DKQP). The samples were prepared and analyzed on 03/06/2024.

No difficulties were encountered during the Metals DKQP (Total)(ICP/MS) analysis.

All quality control parameters were within the acceptance limits.

Detection Summary

Client: Cornerstone Environmental Group, LLC
Project/Site: FORD Ringwood Mines E203361 (2024)

Job ID: 460-298900-1

Client Sample ID: RW-12S-(55-65)-022224 — Lab Sample ID: 460-298900-1

Analyte	Result	Qualifier	RL	MDL	Unit	Dil Fac	D	Method	Prep Type
Acetone	6.8		5.0	4.4	ug/L	1		8260D	Total/NA
Toluene	0.60	J	1.0	0.38	ug/L	1		8260D	Total/NA
Arsenic	6.8		2.0	1.2	ug/L	1		6020B	Total Recoverable
Lead	2.3		1.2	0.42	ug/L	1		6020B	Total Recoverable
Arsenic	8.3		2.0	1.2	ug/L	1		6020B	Dissolved

Client Sample ID: RW-12D-(130-140)-022224 — Lab Sample ID: 460-298900-2

Analyte	Result	Qualifier	RL	MDL	Unit	Dil Fac	D	Method	Prep Type
Arsenic	7.9		2.0	1.2	ug/L	1		6020B	Total Recoverable
Lead	4.2		1.2	0.42	ug/L	1		6020B	Total Recoverable
Arsenic	8.8		2.0	1.2	ug/L	1		6020B	Dissolved
Lead	0.98	J	1.2	0.42	ug/L	1		6020B	Dissolved

Client Sample ID: RW-3DS-(155-160)-022224 — Lab Sample ID: 460-298900-3

Analyte	Result	Qualifier	RL	MDL	Unit	Dil Fac	D	Method	Prep Type
1,4-Dioxane	14		0.40	0.33	ug/L	1		8260D SIM	Total/NA
1,1-Dichloroethane	1.6		1.0	0.26	ug/L	1		8260D	Total/NA
2-Butanone (MEK)	2.2	J	5.0	1.9	ug/L	1		8260D	Total/NA
Acetone	8.3		5.0	4.4	ug/L	1		8260D	Total/NA
Carbon disulfide	1.5		1.0	0.82	ug/L	1		8260D	Total/NA
1,4-Dioxane	7.4		0.20	0.072	ug/L	1		8270E SIM ID	Total/NA
Arsenic	14.8		2.0	1.2	ug/L	1		6020B	Total Recoverable
Lead	0.64	J	1.2	0.42	ug/L	1		6020B	Total Recoverable
Arsenic	13.9		2.0	1.2	ug/L	1		6020B	Dissolved

Client Sample ID: RW-3DD-(175-180)-022224 — Lab Sample ID: 460-298900-4

Analyte	Result	Qualifier	RL	MDL	Unit	Dil Fac	D	Method	Prep Type
1,4-Dioxane	12		0.40	0.33	ug/L	1		8260D SIM	Total/NA
1,1-Dichloroethane	0.89	J	1.0	0.26	ug/L	1		8260D	Total/NA
Carbon disulfide	0.91	J	1.0	0.82	ug/L	1		8260D	Total/NA
1,4-Dioxane	7.4		0.20	0.072	ug/L	1		8270E SIM ID	Total/NA
Arsenic	7.4		2.0	1.2	ug/L	1		6020B	Total Recoverable
Lead	1.0	J	1.2	0.42	ug/L	1		6020B	Total Recoverable
Arsenic	7.7		2.0	1.2	ug/L	1		6020B	Dissolved

Client Sample ID: RW-3-(77-87)-022224 — Lab Sample ID: 460-298900-5

Analyte	Result	Qualifier	RL	MDL	Unit	Dil Fac	D	Method	Prep Type
1,4-Dioxane	15		0.40	0.33	ug/L	1		8260D SIM	Total/NA
1,4-Dioxane	6.3		0.20	0.072	ug/L	1		8270E SIM ID	Total/NA
Lead	0.83	J	1.2	0.42	ug/L	1		6020B	Total Recoverable

This Detection Summary does not include radiochemical test results.

Detection Summary

Client: Cornerstone Environmental Group, LLC
Project/Site: FORD Ringwood Mines E203361 (2024)

Job ID: 460-298900-1

Client Sample ID: RW-11D-(262-267)-022224 — Lab Sample ID: 460-298900-6

Analyte	Result	Qualifier	RL	MDL	Unit	Dil Fac	D	Method	Prep Type
1,3-Dichlorobenzene	0.42	J	1.0	0.34	ug/L	1		8260D	Total/NA
1,4-Dichlorobenzene	1.1		1.0	0.33	ug/L	1		8260D	Total/NA
1,4-Dioxane	110		50	28	ug/L	1		8260D	Total/NA
Benzene	17		1.0	0.20	ug/L	1		8260D	Total/NA
Carbon disulfide	6.0		1.0	0.82	ug/L	1		8260D	Total/NA
Chlorobenzene	8.2		1.0	0.38	ug/L	1		8260D	Total/NA
Chloroethane	6.7		1.0	0.32	ug/L	1		8260D	Total/NA
Cyclohexane	0.61	J	1.0	0.32	ug/L	1		8260D	Total/NA
Isopropylbenzene	2.2		1.0	0.34	ug/L	1		8260D	Total/NA
1,4-Dioxane	48		0.20	0.072	ug/L	1		8270E SIM ID	Total/NA
Arsenic	1.2	J	2.0	1.2	ug/L	1		6020B	Total Recoverable
Lead	0.65	J	1.2	0.42	ug/L	1		6020B	Total Recoverable

Client Sample ID: RW-11S-(236-241)-022224 — Lab Sample ID: 460-298900-7

Analyte	Result	Qualifier	RL	MDL	Unit	Dil Fac	D	Method	Prep Type
1,4-Dioxane	3.2		0.40	0.33	ug/L	1		8260D SIM	Total/NA
1,4-Dioxane	1.6		0.20	0.072	ug/L	1		8270E SIM ID	Total/NA
Lead	0.49	J	1.2	0.42	ug/L	1		6020B	Total Recoverable

Client Sample ID: TB-03 — Lab Sample ID: 460-298900-8

No Detections.

This Detection Summary does not include radiochemical test results.

Eurofins Edison

Client Sample Results

Client: Cornerstone Environmental Group, LLC
Project/Site: FORD Ringwood Mines E203361 (2024)

Job ID: 460-298900-1

Client Sample ID: RW-12S-(55-65)-022224

Lab Sample ID: 460-298900-1

Date Collected: 02/22/24 10:00
Matrix: Water
Date Received: 02/23/24 18:00

Method: SW846 8260D SIM - Volatile Organic Compounds (GC/MS)

Analyte	Result	Qualifier	RL	MDL	Unit	D	Prepared	Analyzed	Dil Fac
1,2,3-Trichloropropane	0.012	U	0.030	0.012	ug/L			03/05/24 09:53	1
1,2-Dibromo-3-Chloropropane	0.010	U	0.020	0.010	ug/L			03/05/24 09:53	1
1,4-Dioxane	0.33	U	0.40	0.33	ug/L			03/05/24 09:53	1
Ethylene Dibromide	0.0079	U	0.020	0.0079	ug/L			03/05/24 09:53	1

Surrogate	*%Recovery*	*Qualifier*	*Limits*	*Prepared*	*Analyzed*	*Dil Fac*
4-Bromofluorobenzene	*93*		*70 - 130*		*03/05/24 09:53*	*1*

Method: SW846 8260D - Volatile Organic Compounds by GC/MS

Analyte	Result	Qualifier	RL	MDL	Unit	D	Prepared	Analyzed	Dil Fac
1,1,1-Trichloroethane	0.24	U	1.0	0.24	ug/L			03/03/24 18:26	1
1,1,2,2-Tetrachloroethane	0.37	U	1.0	0.37	ug/L			03/03/24 18:26	1
1,1,2-Trichloro-1,2,2-trifluoroethane	0.31	U	1.0	0.31	ug/L			03/03/24 18:26	1
1,1,2-Trichloroethane	0.20	U	1.0	0.20	ug/L			03/03/24 18:26	1
1,1-Dichloroethane	0.26	U	1.0	0.26	ug/L			03/03/24 18:26	1
1,1-Dichloroethene	0.26	U	1.0	0.26	ug/L			03/03/24 18:26	1
1,2,3-Trichlorobenzene	0.36	U	1.0	0.36	ug/L			03/03/24 18:26	1
1,2,4-Trichlorobenzene	0.37	U	1.0	0.37	ug/L			03/03/24 18:26	1
1,2-Dichlorobenzene	0.21	U	1.0	0.21	ug/L			03/03/24 18:26	1
1,2-Dichloroethane	0.43	U	1.0	0.43	ug/L			03/03/24 18:26	1
1,2-Dichloropropane	0.35	U	1.0	0.35	ug/L			03/03/24 18:26	1
1,3-Dichlorobenzene	0.34	U	1.0	0.34	ug/L			03/03/24 18:26	1
1,4-Dichlorobenzene	0.33	U	1.0	0.33	ug/L			03/03/24 18:26	1
2-Butanone (MEK)	1.9	U	5.0	1.9	ug/L			03/03/24 18:26	1
2-Hexanone	1.1	U	5.0	1.1	ug/L			03/03/24 18:26	1
4-Methyl-2-pentanone (MIBK)	1.3	U	5.0	1.3	ug/L			03/03/24 18:26	1
Acetone	**6.8**		5.0	4.4	ug/L			03/03/24 18:26	1
Benzene	0.20	U	1.0	0.20	ug/L			03/03/24 18:26	1
Bromoform	0.54	U	1.0	0.54	ug/L			03/03/24 18:26	1
Bromomethane	0.55	U *1	1.0	0.55	ug/L			03/03/24 18:26	1
Carbon disulfide	0.82	U	1.0	0.82	ug/L			03/03/24 18:26	1
Carbon tetrachloride	0.21	U	1.0	0.21	ug/L			03/03/24 18:26	1
Chlorobenzene	0.38	U	1.0	0.38	ug/L			03/03/24 18:26	1
Chlorobromomethane	0.41	U	1.0	0.41	ug/L			03/03/24 18:26	1
Chlorodibromomethane	0.28	U	1.0	0.28	ug/L			03/03/24 18:26	1
Chloroethane	0.32	U	1.0	0.32	ug/L			03/03/24 18:26	1
Chloroform	0.33	U	1.0	0.33	ug/L			03/03/24 18:26	1
Chloromethane	0.40	U	1.0	0.40	ug/L			03/03/24 18:26	1
cis-1,2-Dichloroethene	0.22	U	1.0	0.22	ug/L			03/03/24 18:26	1
cis-1,3-Dichloropropene	0.22	U	1.0	0.22	ug/L			03/03/24 18:26	1
Cyclohexane	0.32	U	1.0	0.32	ug/L			03/03/24 18:26	1
Dichlorobromomethane	0.34	U	1.0	0.34	ug/L			03/03/24 18:26	1
Dichlorodifluoromethane	0.31	U	1.0	0.31	ug/L			03/03/24 18:26	1
Ethylbenzene	0.30	U	1.0	0.30	ug/L			03/03/24 18:26	1
Isopropylbenzene	0.34	U	1.0	0.34	ug/L			03/03/24 18:26	1
Methyl acetate	0.79	U	5.0	0.79	ug/L			03/03/24 18:26	1
Methyl tert-butyl ether	0.22	U	1.0	0.22	ug/L			03/03/24 18:26	1
Methylcyclohexane	0.71	U	1.0	0.71	ug/L			03/03/24 18:26	1
Methylene Chloride	0.32	U	1.0	0.32	ug/L			03/03/24 18:26	1
Styrene	0.42	U	1.0	0.42	ug/L			03/03/24 18:26	1

Client Sample ID: RW-12S-(55-65)-022224

Lab Sample ID: 460-298900-1
Date Collected: 02/22/24 10:00
Matrix: Water
Date Received: 02/23/24 18:00

Method: SW846 8260D - Volatile Organic Compounds by GC/MS (Continued)

Analyte	Result	Qualifier	RL	MDL	Unit	D	Prepared	Analyzed	Dil Fac
Tetrachloroethene	0.25	U	1.0	0.25	ug/L			03/03/24 18:26	1
Toluene	**0.60**	**J**	1.0	0.38	ug/L			03/03/24 18:26	1
trans-1,2-Dichloroethene	0.24	U	1.0	0.24	ug/L			03/03/24 18:26	1
trans-1,3-Dichloropropene	0.22	U	1.0	0.22	ug/L			03/03/24 18:26	1
Trichloroethene	0.31	U	1.0	0.31	ug/L			03/03/24 18:26	1
Trichlorofluoromethane	0.32	U	1.0	0.32	ug/L			03/03/24 18:26	1
Vinyl chloride	0.17	U	1.0	0.17	ug/L			03/03/24 18:26	1
Xylenes, Total	0.65	U	2.0	0.65	ug/L			03/03/24 18:26	1

Surrogate	*%Recovery*	*Qualifier*	*Limits*	*Prepared*	*Analyzed*	*Dil Fac*
1,2-Dichloroethane-d4 (Surr)	*95*		*70 - 130*		*03/03/24 18:26*	*1*
4-Bromofluorobenzene	*94*		*70 - 130*		*03/03/24 18:26*	*1*
Dibromofluoromethane (Surr)	*89*		*70 - 130*		*03/03/24 18:26*	*1*
Toluene-d8 (Surr)	*111*		*70 - 130*		*03/03/24 18:26*	*1*

Method: SW846 8270E SIM ID - Semivolatile Organic Compounds (GC/MS SIM / Isotope Dilution)

Analyte	Result	Qualifier	RL	MDL	Unit	D	Prepared	Analyzed	Dil Fac
1,4-Dioxane	0.072	U	0.20	0.072	ug/L		02/28/24 12:48	02/29/24 12:44	1

Isotope Dilution	*%Recovery*	*Qualifier*	*Limits*	*Prepared*	*Analyzed*	*Dil Fac*
1,4-Dioxane-d8	*47*		*10 - 150*	*02/28/24 12:48*	*02/29/24 12:44*	*1*

Method: SW846 6020B - Metals (ICP/MS) - Total Recoverable

Analyte	Result	Qualifier	RL	MDL	Unit	D	Prepared	Analyzed	Dil Fac
Arsenic	**6.8**		2.0	1.2	ug/L		03/06/24 09:07	03/06/24 22:19	1
Lead	**2.3**		1.2	0.42	ug/L		03/06/24 09:07	03/06/24 22:19	1

Method: SW846 6020B - Metals (ICP/MS) - Dissolved

Analyte	Result	Qualifier	RL	MDL	Unit	D	Prepared	Analyzed	Dil Fac
Arsenic	**8.3**		2.0	1.2	ug/L		02/28/24 23:50	02/29/24 02:27	1
Lead	0.42	U	1.2	0.42	ug/L		02/28/24 23:50	02/29/24 02:27	1

Client Sample ID: RW-12D-(130-140)-022224

Lab Sample ID: 460-298900-2
Date Collected: 02/22/24 10:30
Matrix: Water
Date Received: 02/23/24 18:00

Method: SW846 8260D SIM - Volatile Organic Compounds (GC/MS)

Analyte	Result	Qualifier	RL	MDL	Unit	D	Prepared	Analyzed	Dil Fac
1,2,3-Trichloropropane	0.012	U	0.030	0.012	ug/L			03/05/24 10:14	1
1,2-Dibromo-3-Chloropropane	0.010	U	0.020	0.010	ug/L			03/05/24 10:14	1
1,4-Dioxane	0.33	U	0.40	0.33	ug/L			03/05/24 10:14	1
Ethylene Dibromide	0.0079	U	0.020	0.0079	ug/L			03/05/24 10:14	1

Surrogate	*%Recovery*	*Qualifier*	*Limits*	*Prepared*	*Analyzed*	*Dil Fac*
4-Bromofluorobenzene	*92*		*70 - 130*		*03/05/24 10:14*	*1*

Method: SW846 8260D - Volatile Organic Compounds by GC/MS

Analyte	Result	Qualifier	RL	MDL	Unit	D	Prepared	Analyzed	Dil Fac
1,1,1-Trichloroethane	0.24	U	1.0	0.24	ug/L			03/03/24 18:49	1
1,1,2,2-Tetrachloroethane	0.37	U	1.0	0.37	ug/L			03/03/24 18:49	1
1,1,2-Trichloro-1,2,2-trifluoroethane	0.31	U	1.0	0.31	ug/L			03/03/24 18:49	1
1,1,2-Trichloroethane	0.20	U	1.0	0.20	ug/L			03/03/24 18:49	1

Client Sample ID: RW-12D-(130-140)-022224

Lab Sample ID: 460-298900-2

Date Collected: 02/22/24 10:30

Matrix: Water

Date Received: 02/23/24 18:00

Method: SW846 8260D - Volatile Organic Compounds by GC/MS (Continued)

Analyte	Result	Qualifier	RL	MDL	Unit	D	Prepared	Analyzed	Dil Fac
1,1-Dichloroethane	0.26	U	1.0	0.26	ug/L			03/03/24 18:49	1
1,1-Dichloroethene	0.26	U	1.0	0.26	ug/L			03/03/24 18:49	1
1,2,3-Trichlorobenzene	0.36	U	1.0	0.36	ug/L			03/03/24 18:49	1
1,2,4-Trichlorobenzene	0.37	U	1.0	0.37	ug/L			03/03/24 18:49	1
1,2-Dichlorobenzene	0.21	U	1.0	0.21	ug/L			03/03/24 18:49	1
1,2-Dichloroethane	0.43	U	1.0	0.43	ug/L			03/03/24 18:49	1
1,2-Dichloropropane	0.35	U	1.0	0.35	ug/L			03/03/24 18:49	1
1,3-Dichlorobenzene	0.34	U	1.0	0.34	ug/L			03/03/24 18:49	1
1,4-Dichlorobenzene	0.33	U	1.0	0.33	ug/L			03/03/24 18:49	1
2-Butanone (MEK)	1.9	U	5.0	1.9	ug/L			03/03/24 18:49	1
2-Hexanone	1.1	U	5.0	1.1	ug/L			03/03/24 18:49	1
4-Methyl-2-pentanone (MIBK)	1.3	U	5.0	1.3	ug/L			03/03/24 18:49	1
Acetone	4.4	U	5.0	4.4	ug/L			03/03/24 18:49	1
Benzene	0.20	U	1.0	0.20	ug/L			03/03/24 18:49	1
Bromoform	0.54	U	1.0	0.54	ug/L			03/03/24 18:49	1
Bromomethane	0.55	U *1	1.0	0.55	ug/L			03/03/24 18:49	1
Carbon disulfide	0.82	U	1.0	0.82	ug/L			03/03/24 18:49	1
Carbon tetrachloride	0.21	U	1.0	0.21	ug/L			03/03/24 18:49	1
Chlorobenzene	0.38	U	1.0	0.38	ug/L			03/03/24 18:49	1
Chlorobromomethane	0.41	U	1.0	0.41	ug/L			03/03/24 18:49	1
Chlorodibromomethane	0.28	U	1.0	0.28	ug/L			03/03/24 18:49	1
Chloroethane	0.32	U	1.0	0.32	ug/L			03/03/24 18:49	1
Chloroform	0.33	U	1.0	0.33	ug/L			03/03/24 18:49	1
Chloromethane	0.40	U	1.0	0.40	ug/L			03/03/24 18:49	1
cis-1,2-Dichloroethene	0.22	U	1.0	0.22	ug/L			03/03/24 18:49	1
cis-1,3-Dichloropropene	0.22	U	1.0	0.22	ug/L			03/03/24 18:49	1
Cyclohexane	0.32	U	1.0	0.32	ug/L			03/03/24 18:49	1
Dichlorobromomethane	0.34	U	1.0	0.34	ug/L			03/03/24 18:49	1
Dichlorodifluoromethane	0.31	U	1.0	0.31	ug/L			03/03/24 18:49	1
Ethylbenzene	0.30	U	1.0	0.30	ug/L			03/03/24 18:49	1
Isopropylbenzene	0.34	U	1.0	0.34	ug/L			03/03/24 18:49	1
Methyl acetate	0.79	U	5.0	0.79	ug/L			03/03/24 18:49	1
Methyl tert-butyl ether	0.22	U	1.0	0.22	ug/L			03/03/24 18:49	1
Methylcyclohexane	0.71	U	1.0	0.71	ug/L			03/03/24 18:49	1
Methylene Chloride	0.32	U	1.0	0.32	ug/L			03/03/24 18:49	1
Styrene	0.42	U	1.0	0.42	ug/L			03/03/24 18:49	1
Tetrachloroethene	0.25	U	1.0	0.25	ug/L			03/03/24 18:49	1
Toluene	0.38	U	1.0	0.38	ug/L			03/03/24 18:49	1
trans-1,2-Dichloroethene	0.24	U	1.0	0.24	ug/L			03/03/24 18:49	1
trans-1,3-Dichloropropene	0.22	U	1.0	0.22	ug/L			03/03/24 18:49	1
Trichloroethene	0.31	U	1.0	0.31	ug/L			03/03/24 18:49	1
Trichlorofluoromethane	0.32	U	1.0	0.32	ug/L			03/03/24 18:49	1
Vinyl chloride	0.17	U	1.0	0.17	ug/L			03/03/24 18:49	1
Xylenes, Total	0.65	U	2.0	0.65	ug/L			03/03/24 18:49	1

Surrogate	*%Recovery*	*Qualifier*	*Limits*	*Prepared*	*Analyzed*	*Dil Fac*
1,2-Dichloroethane-d4 (Surr)	*95*		*70 - 130*		*03/03/24 18:49*	*1*
4-Bromofluorobenzene	*93*		*70 - 130*		*03/03/24 18:49*	*1*
Dibromofluoromethane (Surr)	*90*		*70 - 130*		*03/03/24 18:49*	*1*
Toluene-d8 (Surr)	*111*		*70 - 130*		*03/03/24 18:49*	*1*

Client Sample Results

Client: Cornerstone Environmental Group, LLC
Project/Site: FORD Ringwood Mines E203361 (2024)

Job ID: 460-298900-1

Client Sample ID: RW-12D-(130-140)-022224

Lab Sample ID: 460-298900-2
Date Collected: 02/22/24 10:30
Matrix: Water
Date Received: 02/23/24 18:00

Method: SW846 8270E SIM ID - Semivolatile Organic Compounds (GC/MS SIM / Isotope Dilution)

Analyte	Result	Qualifier	RL	MDL	Unit	D	Prepared	Analyzed	Dil Fac
1,4-Dioxane	0.072	U	0.20	0.072	ug/L		02/28/24 12:48	02/29/24 13:00	1

Isotope Dilution	*%Recovery*	*Qualifier*	*Limits*	*Prepared*	*Analyzed*	*Dil Fac*
1,4-Dioxane-d8	*48*		*10 - 150*	*02/28/24 12:48*	*02/29/24 13:00*	*1*

Method: SW846 6020B - Metals (ICP/MS) - Total Recoverable

Analyte	Result	Qualifier	RL	MDL	Unit	D	Prepared	Analyzed	Dil Fac
Arsenic	**7.9**		2.0	1.2	ug/L		03/06/24 09:07	03/06/24 22:21	1
Lead	**4.2**		1.2	0.42	ug/L		03/06/24 09:07	03/06/24 22:21	1

Method: SW846 6020B - Metals (ICP/MS) - Dissolved

Analyte	Result	Qualifier	RL	MDL	Unit	D	Prepared	Analyzed	Dil Fac
Arsenic	**8.8**		2.0	1.2	ug/L		02/28/24 23:50	02/29/24 02:34	1
Lead	**0.98**	**J**	1.2	0.42	ug/L		02/28/24 23:50	02/29/24 02:34	1

Client Sample ID: RW-3DS-(155-160)-022224

Lab Sample ID: 460-298900-3
Date Collected: 02/22/24 11:50
Matrix: Water
Date Received: 02/23/24 18:00

Method: SW846 8260D SIM - Volatile Organic Compounds (GC/MS)

Analyte	Result	Qualifier	RL	MDL	Unit	D	Prepared	Analyzed	Dil Fac
1,2,3-Trichloropropane	0.012	U	0.030	0.012	ug/L			03/05/24 10:36	1
1,2-Dibromo-3-Chloropropane	0.010	U	0.020	0.010	ug/L			03/05/24 10:36	1
1,4-Dioxane	**14**		0.40	0.33	ug/L			03/05/24 10:36	1
Ethylene Dibromide	0.0079	U	0.020	0.0079	ug/L			03/05/24 10:36	1

Surrogate	*%Recovery*	*Qualifier*	*Limits*	*Prepared*	*Analyzed*	*Dil Fac*
4-Bromofluorobenzene	*93*		*70 - 130*		*03/05/24 10:36*	*1*

Method: SW846 8260D - Volatile Organic Compounds by GC/MS

Analyte	Result	Qualifier	RL	MDL	Unit	D	Prepared	Analyzed	Dil Fac
1,1,1-Trichloroethane	0.24	U	1.0	0.24	ug/L			03/03/24 19:11	1
1,1,2,2-Tetrachloroethane	0.37	U	1.0	0.37	ug/L			03/03/24 19:11	1
1,1,2-Trichloro-1,2,2-trifluoroethane	0.31	U	1.0	0.31	ug/L			03/03/24 19:11	1
1,1,2-Trichloroethane	0.20	U	1.0	0.20	ug/L			03/03/24 19:11	1
1,1-Dichloroethane	**1.6**		1.0	0.26	ug/L			03/03/24 19:11	1
1,1-Dichloroethene	0.26	U	1.0	0.26	ug/L			03/03/24 19:11	1
1,2,3-Trichlorobenzene	0.36	U	1.0	0.36	ug/L			03/03/24 19:11	1
1,2,4-Trichlorobenzene	0.37	U	1.0	0.37	ug/L			03/03/24 19:11	1
1,2-Dichlorobenzene	0.21	U	1.0	0.21	ug/L			03/03/24 19:11	1
1,2-Dichloroethane	0.43	U	1.0	0.43	ug/L			03/03/24 19:11	1
1,2-Dichloropropane	0.35	U	1.0	0.35	ug/L			03/03/24 19:11	1
1,3-Dichlorobenzene	0.34	U	1.0	0.34	ug/L			03/03/24 19:11	1
1,4-Dichlorobenzene	0.33	U	1.0	0.33	ug/L			03/03/24 19:11	1
2-Butanone (MEK)	**2.2**	**J**	5.0	1.9	ug/L			03/03/24 19:11	1
2-Hexanone	1.1	U	5.0	1.1	ug/L			03/03/24 19:11	1
4-Methyl-2-pentanone (MIBK)	1.3	U	5.0	1.3	ug/L			03/03/24 19:11	1
Acetone	**8.3**		5.0	4.4	ug/L			03/03/24 19:11	1
Benzene	0.20	U	1.0	0.20	ug/L			03/03/24 19:11	1
Bromoform	0.54	U	1.0	0.54	ug/L			03/03/24 19:11	1
Bromomethane	0.55	U *1	1.0	0.55	ug/L			03/03/24 19:11	1
Carbon disulfide	**1.5**		1.0	0.82	ug/L			03/03/24 19:11	1

Client Sample ID: RW-3DS-(155-160)-022224

Lab Sample ID: 460-298900-3

Date Collected: 02/22/24 11:50
Matrix: Water
Date Received: 02/23/24 18:00

Method: SW846 8260D - Volatile Organic Compounds by GC/MS (Continued)

Analyte	Result	Qualifier	RL	MDL	Unit	D	Prepared	Analyzed	Dil Fac
Carbon tetrachloride	0.21	U	1.0	0.21	ug/L			03/03/24 19:11	1
Chlorobenzene	0.38	U	1.0	0.38	ug/L			03/03/24 19:11	1
Chlorobromomethane	0.41	U	1.0	0.41	ug/L			03/03/24 19:11	1
Chlorodibromomethane	0.28	U	1.0	0.28	ug/L			03/03/24 19:11	1
Chloroethane	0.32	U	1.0	0.32	ug/L			03/03/24 19:11	1
Chloroform	0.33	U	1.0	0.33	ug/L			03/03/24 19:11	1
Chloromethane	0.40	U	1.0	0.40	ug/L			03/03/24 19:11	1
cis-1,2-Dichloroethene	0.22	U	1.0	0.22	ug/L			03/03/24 19:11	1
cis-1,3-Dichloropropene	0.22	U	1.0	0.22	ug/L			03/03/24 19:11	1
Cyclohexane	0.32	U	1.0	0.32	ug/L			03/03/24 19:11	1
Dichlorobromomethane	0.34	U	1.0	0.34	ug/L			03/03/24 19:11	1
Dichlorodifluoromethane	0.31	U	1.0	0.31	ug/L			03/03/24 19:11	1
Ethylbenzene	0.30	U	1.0	0.30	ug/L			03/03/24 19:11	1
Isopropylbenzene	0.34	U	1.0	0.34	ug/L			03/03/24 19:11	1
Methyl acetate	0.79	U	5.0	0.79	ug/L			03/03/24 19:11	1
Methyl tert-butyl ether	0.22	U	1.0	0.22	ug/L			03/03/24 19:11	1
Methylcyclohexane	0.71	U	1.0	0.71	ug/L			03/03/24 19:11	1
Methylene Chloride	0.32	U	1.0	0.32	ug/L			03/03/24 19:11	1
Styrene	0.42	U	1.0	0.42	ug/L			03/03/24 19:11	1
Tetrachloroethene	0.25	U	1.0	0.25	ug/L			03/03/24 19:11	1
Toluene	0.38	U	1.0	0.38	ug/L			03/03/24 19:11	1
trans-1,2-Dichloroethene	0.24	U	1.0	0.24	ug/L			03/03/24 19:11	1
trans-1,3-Dichloropropene	0.22	U	1.0	0.22	ug/L			03/03/24 19:11	1
Trichloroethene	0.31	U	1.0	0.31	ug/L			03/03/24 19:11	1
Trichlorofluoromethane	0.32	U	1.0	0.32	ug/L			03/03/24 19:11	1
Vinyl chloride	0.17	U	1.0	0.17	ug/L			03/03/24 19:11	1
Xylenes, Total	0.65	U	2.0	0.65	ug/L			03/03/24 19:11	1

Surrogate	*%Recovery*	*Qualifier*	*Limits*	*Prepared*	*Analyzed*	*Dil Fac*
1,2-Dichloroethane-d4 (Surr)	*94*		*70 - 130*		*03/03/24 19:11*	*1*
4-Bromofluorobenzene	*95*		*70 - 130*		*03/03/24 19:11*	*1*
Dibromofluoromethane (Surr)	*90*		*70 - 130*		*03/03/24 19:11*	*1*
Toluene-d8 (Surr)	*110*		*70 - 130*		*03/03/24 19:11*	*1*

Method: SW846 8270E SIM ID - Semivolatile Organic Compounds (GC/MS SIM / Isotope Dilution)

Analyte	Result	Qualifier	RL	MDL	Unit	D	Prepared	Analyzed	Dil Fac
1,4-Dioxane	**7.4**		0.20	0.072	ug/L		02/28/24 12:48	02/29/24 15:53	1

Isotope Dilution	*%Recovery*	*Qualifier*	*Limits*	*Prepared*	*Analyzed*	*Dil Fac*
1,4-Dioxane-d8	*46*		*10 - 150*	*02/28/24 12:48*	*02/29/24 15:53*	*1*

Method: SW846 6020B - Metals (ICP/MS) - Total Recoverable

Analyte	Result	Qualifier	RL	MDL	Unit	D	Prepared	Analyzed	Dil Fac
Arsenic	**14.8**		2.0	1.2	ug/L		03/06/24 09:07	03/06/24 22:24	1
Lead	**0.64**	**J**	1.2	0.42	ug/L		03/06/24 09:07	03/06/24 22:24	1

Method: SW846 6020B - Metals (ICP/MS) - Dissolved

Analyte	Result	Qualifier	RL	MDL	Unit	D	Prepared	Analyzed	Dil Fac
Arsenic	**13.9**		2.0	1.2	ug/L		02/28/24 23:50	02/29/24 02:36	1
Lead	0.42	U	1.2	0.42	ug/L		02/28/24 23:50	02/29/24 02:36	1

Client Sample Results

Client: Cornerstone Environmental Group, LLC
Project/Site: FORD Ringwood Mines E203361 (2024)

Job ID: 460-298900-1

Client Sample ID: RW-3DD-(175-180)-022224

Lab Sample ID: 460-298900-4

Date Collected: 02/22/24 12:15
Matrix: Water
Date Received: 02/23/24 18:00

Method: SW846 8260D SIM - Volatile Organic Compounds (GC/MS)

Analyte	Result	Qualifier	RL	MDL	Unit	D	Prepared	Analyzed	Dil Fac
1,2,3-Trichloropropane	0.012	U	0.030	0.012	ug/L			03/05/24 10:58	1
1,2-Dibromo-3-Chloropropane	0.010	U	0.020	0.010	ug/L			03/05/24 10:58	1
1,4-Dioxane	**12**		0.40	0.33	ug/L			03/05/24 10:58	1
Ethylene Dibromide	0.0079	U	0.020	0.0079	ug/L			03/05/24 10:58	1

Surrogate	*%Recovery*	*Qualifier*	*Limits*	*Prepared*	*Analyzed*	*Dil Fac*
4-Bromofluorobenzene	*95*		*70 - 130*		*03/05/24 10:58*	*1*

Method: SW846 8260D - Volatile Organic Compounds by GC/MS

Analyte	Result	Qualifier	RL	MDL	Unit	D	Prepared	Analyzed	Dil Fac
1,1,1-Trichloroethane	0.24	U	1.0	0.24	ug/L			03/04/24 10:30	1
1,1,2,2-Tetrachloroethane	0.37	U	1.0	0.37	ug/L			03/04/24 10:30	1
1,1,2-Trichloro-1,2,2-trifluoroethane	0.31	U	1.0	0.31	ug/L			03/04/24 10:30	1
1,1,2-Trichloroethane	0.20	U	1.0	0.20	ug/L			03/04/24 10:30	1
1,1-Dichloroethane	**0.89**	**J**	1.0	0.26	ug/L			03/04/24 10:30	1
1,1-Dichloroethene	0.26	U	1.0	0.26	ug/L			03/04/24 10:30	1
1,2,3-Trichlorobenzene	0.36	U	1.0	0.36	ug/L			03/04/24 10:30	1
1,2,4-Trichlorobenzene	0.37	U	1.0	0.37	ug/L			03/04/24 10:30	1
1,2-Dichlorobenzene	0.21	U	1.0	0.21	ug/L			03/04/24 10:30	1
1,2-Dichloroethane	0.43	U	1.0	0.43	ug/L			03/04/24 10:30	1
1,2-Dichloropropane	0.35	U	1.0	0.35	ug/L			03/04/24 10:30	1
1,3-Dichlorobenzene	0.34	U	1.0	0.34	ug/L			03/04/24 10:30	1
1,4-Dichlorobenzene	0.33	U	1.0	0.33	ug/L			03/04/24 10:30	1
2-Butanone (MEK)	1.9	U	5.0	1.9	ug/L			03/04/24 10:30	1
2-Hexanone	1.1	U	5.0	1.1	ug/L			03/04/24 10:30	1
4-Methyl-2-pentanone (MIBK)	1.3	U	5.0	1.3	ug/L			03/04/24 10:30	1
Acetone	4.4	U	5.0	4.4	ug/L			03/04/24 10:30	1
Benzene	0.20	U	1.0	0.20	ug/L			03/04/24 10:30	1
Bromoform	0.54	U	1.0	0.54	ug/L			03/04/24 10:30	1
Bromomethane	0.55	U	1.0	0.55	ug/L			03/04/24 10:30	1
Carbon disulfide	**0.91**	**J**	1.0	0.82	ug/L			03/04/24 10:30	1
Carbon tetrachloride	0.21	U	1.0	0.21	ug/L			03/04/24 10:30	1
Chlorobenzene	0.38	U	1.0	0.38	ug/L			03/04/24 10:30	1
Chlorobromomethane	0.41	U	1.0	0.41	ug/L			03/04/24 10:30	1
Chlorodibromomethane	0.28	U	1.0	0.28	ug/L			03/04/24 10:30	1
Chloroethane	0.32	U	1.0	0.32	ug/L			03/04/24 10:30	1
Chloroform	0.33	U	1.0	0.33	ug/L			03/04/24 10:30	1
Chloromethane	0.40	U	1.0	0.40	ug/L			03/04/24 10:30	1
cis-1,2-Dichloroethene	0.22	U	1.0	0.22	ug/L			03/04/24 10:30	1
cis-1,3-Dichloropropene	0.22	U	1.0	0.22	ug/L			03/04/24 10:30	1
Cyclohexane	0.32	U	1.0	0.32	ug/L			03/04/24 10:30	1
Dichlorobromomethane	0.34	U	1.0	0.34	ug/L			03/04/24 10:30	1
Dichlorodifluoromethane	0.31	U	1.0	0.31	ug/L			03/04/24 10:30	1
Ethylbenzene	0.30	U	1.0	0.30	ug/L			03/04/24 10:30	1
Isopropylbenzene	0.34	U	1.0	0.34	ug/L			03/04/24 10:30	1
Methyl acetate	0.79	U	5.0	0.79	ug/L			03/04/24 10:30	1
Methyl tert-butyl ether	0.22	U	1.0	0.22	ug/L			03/04/24 10:30	1
Methylcyclohexane	0.71	U	1.0	0.71	ug/L			03/04/24 10:30	1
Methylene Chloride	0.32	U	1.0	0.32	ug/L			03/04/24 10:30	1
Styrene	0.42	U	1.0	0.42	ug/L			03/04/24 10:30	1

Client Sample ID: RW-3DD-(175-180)-022224

Lab Sample ID: 460-298900-4

Date Collected: 02/22/24 12:15
Matrix: Water
Date Received: 02/23/24 18:00

Method: SW846 8260D - Volatile Organic Compounds by GC/MS (Continued)

Analyte	Result	Qualifier	RL	MDL	Unit	D	Prepared	Analyzed	Dil Fac
Tetrachloroethene	0.25	U	1.0	0.25	ug/L			03/04/24 10:30	1
Toluene	0.38	U	1.0	0.38	ug/L			03/04/24 10:30	1
trans-1,2-Dichloroethene	0.24	U	1.0	0.24	ug/L			03/04/24 10:30	1
trans-1,3-Dichloropropene	0.22	U	1.0	0.22	ug/L			03/04/24 10:30	1
Trichloroethene	0.31	U	1.0	0.31	ug/L			03/04/24 10:30	1
Trichlorofluoromethane	0.32	U	1.0	0.32	ug/L			03/04/24 10:30	1
Vinyl chloride	0.17	U	1.0	0.17	ug/L			03/04/24 10:30	1
Xylenes, Total	0.65	U	2.0	0.65	ug/L			03/04/24 10:30	1

Surrogate	*%Recovery*	*Qualifier*	*Limits*	*Prepared*	*Analyzed*	*Dil Fac*
1,2-Dichloroethane-d4 (Surr)	*92*		*70 - 130*		*03/04/24 10:30*	*1*
4-Bromofluorobenzene	*95*		*70 - 130*		*03/04/24 10:30*	*1*
Dibromofluoromethane (Surr)	*89*		*70 - 130*		*03/04/24 10:30*	*1*
Toluene-d8 (Surr)	*110*		*70 - 130*		*03/04/24 10:30*	*1*

Method: SW846 8270E SIM ID - Semivolatile Organic Compounds (GC/MS SIM / Isotope Dilution)

Analyte	Result	Qualifier	RL	MDL	Unit	D	Prepared	Analyzed	Dil Fac
1,4-Dioxane	**7.4**		0.20	0.072	ug/L		02/28/24 12:48	02/29/24 16:08	1

Isotope Dilution	*%Recovery*	*Qualifier*	*Limits*	*Prepared*	*Analyzed*	*Dil Fac*
1,4-Dioxane-d8	*48*		*10 - 150*	*02/28/24 12:48*	*02/29/24 16:08*	*1*

Method: SW846 6020B - Metals (ICP/MS) - Total Recoverable

Analyte	Result	Qualifier	RL	MDL	Unit	D	Prepared	Analyzed	Dil Fac
Arsenic	**7.4**		2.0	1.2	ug/L		03/06/24 09:07	03/06/24 22:26	1
Lead	**1.0**	**J**	1.2	0.42	ug/L		03/06/24 09:07	03/06/24 22:26	1

Method: SW846 6020B - Metals (ICP/MS) - Dissolved

Analyte	Result	Qualifier	RL	MDL	Unit	D	Prepared	Analyzed	Dil Fac
Arsenic	**7.7**		2.0	1.2	ug/L		02/28/24 23:50	02/29/24 02:38	1
Lead	0.42	U	1.2	0.42	ug/L		02/28/24 23:50	02/29/24 02:38	1

Client Sample ID: RW-3-(77-87)-022224

Lab Sample ID: 460-298900-5

Date Collected: 02/22/24 12:50
Matrix: Water
Date Received: 02/23/24 18:00

Method: SW846 8260D SIM - Volatile Organic Compounds (GC/MS)

Analyte	Result	Qualifier	RL	MDL	Unit	D	Prepared	Analyzed	Dil Fac
1,2,3-Trichloropropane	0.012	U	0.030	0.012	ug/L			03/05/24 11:20	1
1,2-Dibromo-3-Chloropropane	0.010	U	0.020	0.010	ug/L			03/05/24 11:20	1
1,4-Dioxane	**15**		0.40	0.33	ug/L			03/05/24 11:20	1
Ethylene Dibromide	0.0079	U	0.020	0.0079	ug/L			03/05/24 11:20	1

Surrogate	*%Recovery*	*Qualifier*	*Limits*	*Prepared*	*Analyzed*	*Dil Fac*
4-Bromofluorobenzene	*88*		*70 - 130*		*03/05/24 11:20*	*1*

Method: SW846 8260D - Volatile Organic Compounds by GC/MS

Analyte	Result	Qualifier	RL	MDL	Unit	D	Prepared	Analyzed	Dil Fac
1,1,1-Trichloroethane	0.24	U	1.0	0.24	ug/L			03/03/24 19:57	1
1,1,2,2-Tetrachloroethane	0.37	U	1.0	0.37	ug/L			03/03/24 19:57	1
1,1,2-Trichloro-1,2,2-trifluoroethane	0.31	U	1.0	0.31	ug/L			03/03/24 19:57	1
1,1,2-Trichloroethane	0.20	U	1.0	0.20	ug/L			03/03/24 19:57	1

Client Sample ID: RW-3-(77-87)-022224

Lab Sample ID: 460-298900-5

Date Collected: 02/22/24 12:50

Matrix: Water

Date Received: 02/23/24 18:00

Method: SW846 8260D - Volatile Organic Compounds by GC/MS (Continued)

Analyte	Result	Qualifier	RL	MDL	Unit	D	Prepared	Analyzed	Dil Fac
1,1-Dichloroethane	0.26	U	1.0	0.26	ug/L			03/03/24 19:57	1
1,1-Dichloroethene	0.26	U	1.0	0.26	ug/L			03/03/24 19:57	1
1,2,3-Trichlorobenzene	0.36	U	1.0	0.36	ug/L			03/03/24 19:57	1
1,2,4-Trichlorobenzene	0.37	U	1.0	0.37	ug/L			03/03/24 19:57	1
1,2-Dichlorobenzene	0.21	U	1.0	0.21	ug/L			03/03/24 19:57	1
1,2-Dichloroethane	0.43	U	1.0	0.43	ug/L			03/03/24 19:57	1
1,2-Dichloropropane	0.35	U	1.0	0.35	ug/L			03/03/24 19:57	1
1,3-Dichlorobenzene	0.34	U	1.0	0.34	ug/L			03/03/24 19:57	1
1,4-Dichlorobenzene	0.33	U	1.0	0.33	ug/L			03/03/24 19:57	1
2-Butanone (MEK)	1.9	U	5.0	1.9	ug/L			03/03/24 19:57	1
2-Hexanone	1.1	U	5.0	1.1	ug/L			03/03/24 19:57	1
4-Methyl-2-pentanone (MIBK)	1.3	U	5.0	1.3	ug/L			03/03/24 19:57	1
Acetone	4.4	U	5.0	4.4	ug/L			03/03/24 19:57	1
Benzene	0.20	U	1.0	0.20	ug/L			03/03/24 19:57	1
Bromoform	0.54	U	1.0	0.54	ug/L			03/03/24 19:57	1
Bromomethane	0.55	U *1	1.0	0.55	ug/L			03/03/24 19:57	1
Carbon disulfide	0.82	U	1.0	0.82	ug/L			03/03/24 19:57	1
Carbon tetrachloride	0.21	U	1.0	0.21	ug/L			03/03/24 19:57	1
Chlorobenzene	0.38	U	1.0	0.38	ug/L			03/03/24 19:57	1
Chlorobromomethane	0.41	U	1.0	0.41	ug/L			03/03/24 19:57	1
Chlorodibromomethane	0.28	U	1.0	0.28	ug/L			03/03/24 19:57	1
Chloroethane	0.32	U	1.0	0.32	ug/L			03/03/24 19:57	1
Chloroform	0.33	U	1.0	0.33	ug/L			03/03/24 19:57	1
Chloromethane	0.40	U	1.0	0.40	ug/L			03/03/24 19:57	1
cis-1,2-Dichloroethene	0.22	U	1.0	0.22	ug/L			03/03/24 19:57	1
cis-1,3-Dichloropropene	0.22	U	1.0	0.22	ug/L			03/03/24 19:57	1
Cyclohexane	0.32	U	1.0	0.32	ug/L			03/03/24 19:57	1
Dichlorobromomethane	0.34	U	1.0	0.34	ug/L			03/03/24 19:57	1
Dichlorodifluoromethane	0.31	U	1.0	0.31	ug/L			03/03/24 19:57	1
Ethylbenzene	0.30	U	1.0	0.30	ug/L			03/03/24 19:57	1
Isopropylbenzene	0.34	U	1.0	0.34	ug/L			03/03/24 19:57	1
Methyl acetate	0.79	U	5.0	0.79	ug/L			03/03/24 19:57	1
Methyl tert-butyl ether	0.22	U	1.0	0.22	ug/L			03/03/24 19:57	1
Methylcyclohexane	0.71	U	1.0	0.71	ug/L			03/03/24 19:57	1
Methylene Chloride	0.32	U	1.0	0.32	ug/L			03/03/24 19:57	1
Styrene	0.42	U	1.0	0.42	ug/L			03/03/24 19:57	1
Tetrachloroethene	0.25	U	1.0	0.25	ug/L			03/03/24 19:57	1
Toluene	0.38	U	1.0	0.38	ug/L			03/03/24 19:57	1
trans-1,2-Dichloroethene	0.24	U	1.0	0.24	ug/L			03/03/24 19:57	1
trans-1,3-Dichloropropene	0.22	U	1.0	0.22	ug/L			03/03/24 19:57	1
Trichloroethene	0.31	U	1.0	0.31	ug/L			03/03/24 19:57	1
Trichlorofluoromethane	0.32	U	1.0	0.32	ug/L			03/03/24 19:57	1
Vinyl chloride	0.17	U	1.0	0.17	ug/L			03/03/24 19:57	1
Xylenes, Total	0.65	U	2.0	0.65	ug/L			03/03/24 19:57	1

Surrogate	*%Recovery*	*Qualifier*	*Limits*	*Prepared*	*Analyzed*	*Dil Fac*
1,2-Dichloroethane-d4 (Surr)	*95*		*70 - 130*		*03/03/24 19:57*	*1*
4-Bromofluorobenzene	*94*		*70 - 130*		*03/03/24 19:57*	*1*
Dibromofluoromethane (Surr)	*91*		*70 - 130*		*03/03/24 19:57*	*1*
Toluene-d8 (Surr)	*111*		*70 - 130*		*03/03/24 19:57*	*1*

Client Sample Results

Client: Cornerstone Environmental Group, LLC
Project/Site: FORD Ringwood Mines E203361 (2024)

Job ID: 460-298900-1

Client Sample ID: RW-3-(77-87)-022224

Lab Sample ID: 460-298900-5
Date Collected: 02/22/24 12:50
Matrix: Water
Date Received: 02/23/24 18:00

Method: SW846 8270E SIM ID - Semivolatile Organic Compounds (GC/MS SIM / Isotope Dilution)

Analyte	Result	Qualifier	RL	MDL	Unit	D	Prepared	Analyzed	Dil Fac
1,4-Dioxane	**6.3**		0.20	0.072	ug/L		02/28/24 12:48	02/29/24 16:23	1

Isotope Dilution	*%Recovery*	*Qualifier*	*Limits*	*Prepared*	*Analyzed*	*Dil Fac*
1,4-Dioxane-d8	*50*		*10 - 150*	*02/28/24 12:48*	*02/29/24 16:23*	*1*

Method: SW846 6020B - Metals (ICP/MS) - Total Recoverable

Analyte	Result	Qualifier	RL	MDL	Unit	D	Prepared	Analyzed	Dil Fac
Arsenic	1.2	U	2.0	1.2	ug/L		03/06/24 09:07	03/06/24 22:29	1
Lead	**0.83**	**J**	1.2	0.42	ug/L		03/06/24 09:07	03/06/24 22:29	1

Method: SW846 6020B - Metals (ICP/MS) - Dissolved

Analyte	Result	Qualifier	RL	MDL	Unit	D	Prepared	Analyzed	Dil Fac
Arsenic	1.2	U	2.0	1.2	ug/L		02/28/24 23:50	02/29/24 02:41	1
Lead	0.42	U	1.2	0.42	ug/L		02/28/24 23:50	02/29/24 02:41	1

Client Sample ID: RW-11D-(262-267)-022224

Lab Sample ID: 460-298900-6
Date Collected: 02/22/24 13:25
Matrix: Water
Date Received: 02/23/24 18:00

Method: SW846 8260D SIM - Volatile Organic Compounds (GC/MS)

Analyte	Result	Qualifier	RL	MDL	Unit	D	Prepared	Analyzed	Dil Fac
1,2,3-Trichloropropane	0.012	U	0.030	0.012	ug/L			03/05/24 11:41	1
1,2-Dibromo-3-Chloropropane	0.010	U	0.020	0.010	ug/L			03/05/24 11:41	1
Ethylene Dibromide	0.0079	U	0.020	0.0079	ug/L			03/05/24 11:41	1

Surrogate	*%Recovery*	*Qualifier*	*Limits*	*Prepared*	*Analyzed*	*Dil Fac*
4-Bromofluorobenzene	*93*		*70 - 130*		*03/05/24 11:41*	*1*

Method: SW846 8260D - Volatile Organic Compounds by GC/MS

Analyte	Result	Qualifier	RL	MDL	Unit	D	Prepared	Analyzed	Dil Fac
1,1,1-Trichloroethane	0.24	U	1.0	0.24	ug/L			03/03/24 20:19	1
1,1,2,2-Tetrachloroethane	0.37	U	1.0	0.37	ug/L			03/03/24 20:19	1
1,1,2-Trichloro-1,2,2-trifluoroethane	0.31	U	1.0	0.31	ug/L			03/03/24 20:19	1
1,1,2-Trichloroethane	0.20	U	1.0	0.20	ug/L			03/03/24 20:19	1
1,1-Dichloroethane	0.26	U	1.0	0.26	ug/L			03/03/24 20:19	1
1,1-Dichloroethene	0.26	U	1.0	0.26	ug/L			03/03/24 20:19	1
1,2,3-Trichlorobenzene	0.36	U	1.0	0.36	ug/L			03/03/24 20:19	1
1,2,4-Trichlorobenzene	0.37	U	1.0	0.37	ug/L			03/03/24 20:19	1
1,2-Dichlorobenzene	0.21	U	1.0	0.21	ug/L			03/03/24 20:19	1
1,2-Dichloroethane	0.43	U	1.0	0.43	ug/L			03/03/24 20:19	1
1,2-Dichloropropane	0.35	U	1.0	0.35	ug/L			03/03/24 20:19	1
1,3-Dichlorobenzene	**0.42**	**J**	1.0	0.34	ug/L			03/03/24 20:19	1
1,4-Dichlorobenzene	**1.1**		1.0	0.33	ug/L			03/03/24 20:19	1
1,4-Dioxane	**110**		50	28	ug/L			03/03/24 20:19	1
2-Butanone (MEK)	1.9	U	5.0	1.9	ug/L			03/03/24 20:19	1
2-Hexanone	1.1	U	5.0	1.1	ug/L			03/03/24 20:19	1
4-Methyl-2-pentanone (MIBK)	1.3	U	5.0	1.3	ug/L			03/03/24 20:19	1
Acetone	4.4	U	5.0	4.4	ug/L			03/03/24 20:19	1
Benzene	**17**		1.0	0.20	ug/L			03/03/24 20:19	1
Bromoform	0.54	U	1.0	0.54	ug/L			03/03/24 20:19	1
Bromomethane	0.55	U *1	1.0	0.55	ug/L			03/03/24 20:19	1
Carbon disulfide	**6.0**		1.0	0.82	ug/L			03/03/24 20:19	1

Client Sample ID: RW-11D-(262-267)-022224

Lab Sample ID: 460-298900-6

Date Collected: 02/22/24 13:25
Matrix: Water
Date Received: 02/23/24 18:00

Method: SW846 8260D - Volatile Organic Compounds by GC/MS (Continued)

Analyte	Result	Qualifier	RL	MDL	Unit	D	Prepared	Analyzed	Dil Fac
Carbon tetrachloride	0.21	U	1.0	0.21	ug/L			03/03/24 20:19	1
Chlorobenzene	**8.2**		1.0	0.38	ug/L			03/03/24 20:19	1
Chlorobromomethane	0.41	U	1.0	0.41	ug/L			03/03/24 20:19	1
Chlorodibromomethane	0.28	U	1.0	0.28	ug/L			03/03/24 20:19	1
Chloroethane	**6.7**		1.0	0.32	ug/L			03/03/24 20:19	1
Chloroform	0.33	U	1.0	0.33	ug/L			03/03/24 20:19	1
Chloromethane	0.40	U	1.0	0.40	ug/L			03/03/24 20:19	1
cis-1,2-Dichloroethene	0.22	U	1.0	0.22	ug/L			03/03/24 20:19	1
cis-1,3-Dichloropropene	0.22	U	1.0	0.22	ug/L			03/03/24 20:19	1
Cyclohexane	**0.61**	**J**	1.0	0.32	ug/L			03/03/24 20:19	1
Dichlorobromomethane	0.34	U	1.0	0.34	ug/L			03/03/24 20:19	1
Dichlorodifluoromethane	0.31	U	1.0	0.31	ug/L			03/03/24 20:19	1
Ethylbenzene	0.30	U	1.0	0.30	ug/L			03/03/24 20:19	1
Isopropylbenzene	**2.2**		1.0	0.34	ug/L			03/03/24 20:19	1
Methyl acetate	0.79	U	5.0	0.79	ug/L			03/03/24 20:19	1
Methyl tert-butyl ether	0.22	U	1.0	0.22	ug/L			03/03/24 20:19	1
Methylcyclohexane	0.71	U	1.0	0.71	ug/L			03/03/24 20:19	1
Methylene Chloride	0.32	U	1.0	0.32	ug/L			03/03/24 20:19	1
Styrene	0.42	U	1.0	0.42	ug/L			03/03/24 20:19	1
Tetrachloroethene	0.25	U	1.0	0.25	ug/L			03/03/24 20:19	1
Toluene	0.38	U	1.0	0.38	ug/L			03/03/24 20:19	1
trans-1,2-Dichloroethene	0.24	U	1.0	0.24	ug/L			03/03/24 20:19	1
trans-1,3-Dichloropropene	0.22	U	1.0	0.22	ug/L			03/03/24 20:19	1
Trichloroethene	0.31	U	1.0	0.31	ug/L			03/03/24 20:19	1
Trichlorofluoromethane	0.32	U	1.0	0.32	ug/L			03/03/24 20:19	1
Vinyl chloride	0.17	U	1.0	0.17	ug/L			03/03/24 20:19	1
Xylenes, Total	0.65	U	2.0	0.65	ug/L			03/03/24 20:19	1

Surrogate	*%Recovery*	*Qualifier*	*Limits*	*Prepared*	*Analyzed*	*Dil Fac*
1,2-Dichloroethane-d4 (Surr)	*95*		*70 - 130*		*03/03/24 20:19*	*1*
4-Bromofluorobenzene	*94*		*70 - 130*		*03/03/24 20:19*	*1*
Dibromofluoromethane (Surr)	*89*		*70 - 130*		*03/03/24 20:19*	*1*
Toluene-d8 (Surr)	*110*		*70 - 130*		*03/03/24 20:19*	*1*

Method: SW846 8270E SIM ID - Semivolatile Organic Compounds (GC/MS SIM / Isotope Dilution)

Analyte	Result	Qualifier	RL	MDL	Unit	D	Prepared	Analyzed	Dil Fac
1,4-Dioxane	**48**		0.20	0.072	ug/L		02/28/24 12:48	02/29/24 16:39	1

Isotope Dilution	*%Recovery*	*Qualifier*	*Limits*	*Prepared*	*Analyzed*	*Dil Fac*
1,4-Dioxane-d8	*48*		*10 - 150*	*02/28/24 12:48*	*02/29/24 16:39*	*1*

Method: SW846 6020B - Metals (ICP/MS) - Total Recoverable

Analyte	Result	Qualifier	RL	MDL	Unit	D	Prepared	Analyzed	Dil Fac
Arsenic	**1.2**	**J**	2.0	1.2	ug/L		03/06/24 09:07	03/06/24 19:34	1
Lead	**0.65**	**J**	1.2	0.42	ug/L		03/06/24 09:07	03/06/24 19:34	1

Method: SW846 6020B - Metals (ICP/MS) - Dissolved

Analyte	Result	Qualifier	RL	MDL	Unit	D	Prepared	Analyzed	Dil Fac
Arsenic	1.2	U	2.0	1.2	ug/L		02/28/24 23:50	02/29/24 02:43	1
Lead	0.42	U	1.2	0.42	ug/L		02/28/24 23:50	02/29/24 02:43	1

Client Sample Results

Client: Cornerstone Environmental Group, LLC
Project/Site: FORD Ringwood Mines E203361 (2024)

Job ID: 460-298900-1

Client Sample ID: RW-11S-(236-241)-022224

Lab Sample ID: 460-298900-7

Date Collected: 02/22/24 14:00
Matrix: Water
Date Received: 02/23/24 18:00

Method: SW846 8260D SIM - Volatile Organic Compounds (GC/MS)

Analyte	Result	Qualifier	RL	MDL	Unit	D	Prepared	Analyzed	Dil Fac
1,2,3-Trichloropropane	0.012	U	0.030	0.012	ug/L			03/05/24 23:41	1
1,2-Dibromo-3-Chloropropane	0.010	U	0.020	0.010	ug/L			03/05/24 23:41	1
1,4-Dioxane	**3.2**		0.40	0.33	ug/L			03/05/24 23:41	1
Ethylene Dibromide	0.0079	U	0.020	0.0079	ug/L			03/05/24 23:41	1

Surrogate	*%Recovery*	*Qualifier*	*Limits*	*Prepared*	*Analyzed*	*Dil Fac*
4-Bromofluorobenzene	*103*		*70 - 130*		*03/05/24 23:41*	*1*

Method: SW846 8260D - Volatile Organic Compounds by GC/MS

Analyte	Result	Qualifier	RL	MDL	Unit	D	Prepared	Analyzed	Dil Fac
1,1,1-Trichloroethane	0.24	U	1.0	0.24	ug/L			03/03/24 20:42	1
1,1,2,2-Tetrachloroethane	0.37	U	1.0	0.37	ug/L			03/03/24 20:42	1
1,1,2-Trichloro-1,2,2-trifluoroethane	0.31	U	1.0	0.31	ug/L			03/03/24 20:42	1
1,1,2-Trichloroethane	0.20	U	1.0	0.20	ug/L			03/03/24 20:42	1
1,1-Dichloroethane	0.26	U	1.0	0.26	ug/L			03/03/24 20:42	1
1,1-Dichloroethene	0.26	U	1.0	0.26	ug/L			03/03/24 20:42	1
1,2,3-Trichlorobenzene	0.36	U	1.0	0.36	ug/L			03/03/24 20:42	1
1,2,4-Trichlorobenzene	0.37	U	1.0	0.37	ug/L			03/03/24 20:42	1
1,2-Dichlorobenzene	0.21	U	1.0	0.21	ug/L			03/03/24 20:42	1
1,2-Dichloroethane	0.43	U	1.0	0.43	ug/L			03/03/24 20:42	1
1,2-Dichloropropane	0.35	U	1.0	0.35	ug/L			03/03/24 20:42	1
1,3-Dichlorobenzene	0.34	U	1.0	0.34	ug/L			03/03/24 20:42	1
1,4-Dichlorobenzene	0.33	U	1.0	0.33	ug/L			03/03/24 20:42	1
2-Butanone (MEK)	1.9	U	5.0	1.9	ug/L			03/03/24 20:42	1
2-Hexanone	1.1	U	5.0	1.1	ug/L			03/03/24 20:42	1
4-Methyl-2-pentanone (MIBK)	1.3	U	5.0	1.3	ug/L			03/03/24 20:42	1
Acetone	4.4	U	5.0	4.4	ug/L			03/03/24 20:42	1
Benzene	0.20	U	1.0	0.20	ug/L			03/03/24 20:42	1
Bromoform	0.54	U	1.0	0.54	ug/L			03/03/24 20:42	1
Bromomethane	0.55	U *1	1.0	0.55	ug/L			03/03/24 20:42	1
Carbon disulfide	0.82	U	1.0	0.82	ug/L			03/03/24 20:42	1
Carbon tetrachloride	0.21	U	1.0	0.21	ug/L			03/03/24 20:42	1
Chlorobenzene	0.38	U	1.0	0.38	ug/L			03/03/24 20:42	1
Chlorobromomethane	0.41	U	1.0	0.41	ug/L			03/03/24 20:42	1
Chlorodibromomethane	0.28	U	1.0	0.28	ug/L			03/03/24 20:42	1
Chloroethane	0.32	U	1.0	0.32	ug/L			03/03/24 20:42	1
Chloroform	0.33	U	1.0	0.33	ug/L			03/03/24 20:42	1
Chloromethane	0.40	U	1.0	0.40	ug/L			03/03/24 20:42	1
cis-1,2-Dichloroethene	0.22	U	1.0	0.22	ug/L			03/03/24 20:42	1
cis-1,3-Dichloropropene	0.22	U	1.0	0.22	ug/L			03/03/24 20:42	1
Cyclohexane	0.32	U	1.0	0.32	ug/L			03/03/24 20:42	1
Dichlorobromomethane	0.34	U	1.0	0.34	ug/L			03/03/24 20:42	1
Dichlorodifluoromethane	0.31	U	1.0	0.31	ug/L			03/03/24 20:42	1
Ethylbenzene	0.30	U	1.0	0.30	ug/L			03/03/24 20:42	1
Isopropylbenzene	0.34	U	1.0	0.34	ug/L			03/03/24 20:42	1
Methyl acetate	0.79	U	5.0	0.79	ug/L			03/03/24 20:42	1
Methyl tert-butyl ether	0.22	U	1.0	0.22	ug/L			03/03/24 20:42	1
Methylcyclohexane	0.71	U	1.0	0.71	ug/L			03/03/24 20:42	1
Methylene Chloride	0.32	U	1.0	0.32	ug/L			03/03/24 20:42	1
Styrene	0.42	U	1.0	0.42	ug/L			03/03/24 20:42	1

Client Sample ID: RW-11S-(236-241)-022224

Lab Sample ID: 460-298900-7

Date Collected: 02/22/24 14:00
Matrix: Water
Date Received: 02/23/24 18:00

Method: SW846 8260D - Volatile Organic Compounds by GC/MS (Continued)

Analyte	Result	Qualifier	RL	MDL	Unit	D	Prepared	Analyzed	Dil Fac
Tetrachloroethene	0.25	U	1.0	0.25	ug/L			03/03/24 20:42	1
Toluene	0.38	U	1.0	0.38	ug/L			03/03/24 20:42	1
trans-1,2-Dichloroethene	0.24	U	1.0	0.24	ug/L			03/03/24 20:42	1
trans-1,3-Dichloropropene	0.22	U	1.0	0.22	ug/L			03/03/24 20:42	1
Trichloroethene	0.31	U	1.0	0.31	ug/L			03/03/24 20:42	1
Trichlorofluoromethane	0.32	U	1.0	0.32	ug/L			03/03/24 20:42	1
Vinyl chloride	0.17	U	1.0	0.17	ug/L			03/03/24 20:42	1
Xylenes, Total	0.65	U	2.0	0.65	ug/L			03/03/24 20:42	1

Surrogate	*%Recovery*	*Qualifier*	*Limits*	*Prepared*	*Analyzed*	*Dil Fac*
1,2-Dichloroethane-d4 (Surr)	*92*		*70 - 130*		*03/03/24 20:42*	*1*
4-Bromofluorobenzene	*93*		*70 - 130*		*03/03/24 20:42*	*1*
Dibromofluoromethane (Surr)	*89*		*70 - 130*		*03/03/24 20:42*	*1*
Toluene-d8 (Surr)	*110*		*70 - 130*		*03/03/24 20:42*	*1*

Method: SW846 8270E SIM ID - Semivolatile Organic Compounds (GC/MS SIM / Isotope Dilution)

Analyte	Result	Qualifier	RL	MDL	Unit	D	Prepared	Analyzed	Dil Fac
1,4-Dioxane	**1.6**		0.20	0.072	ug/L		02/28/24 14:12	02/29/24 16:54	1

Isotope Dilution	*%Recovery*	*Qualifier*	*Limits*	*Prepared*	*Analyzed*	*Dil Fac*
1,4-Dioxane-d8	*47*		*10 - 150*	*02/28/24 14:12*	*02/29/24 16:54*	*1*

Method: SW846 6020B - Metals (ICP/MS) - Total Recoverable

Analyte	Result	Qualifier	RL	MDL	Unit	D	Prepared	Analyzed	Dil Fac
Arsenic	1.2	U	2.0	1.2	ug/L		03/06/24 09:07	03/06/24 19:36	1
Lead	**0.49**	**J**	1.2	0.42	ug/L		03/06/24 09:07	03/06/24 19:36	1

Method: SW846 6020B - Metals (ICP/MS) - Dissolved

Analyte	Result	Qualifier	RL	MDL	Unit	D	Prepared	Analyzed	Dil Fac
Arsenic	1.2	U	2.0	1.2	ug/L		02/28/24 23:50	02/29/24 02:46	1
Lead	0.42	U	1.2	0.42	ug/L		02/28/24 23:50	02/29/24 02:46	1

Client Sample ID: TB-03

Lab Sample ID: 460-298900-8

Date Collected: 02/22/24 00:00
Matrix: Water
Date Received: 02/23/24 18:00

Method: SW846 8260D SIM - Volatile Organic Compounds (GC/MS)

Analyte	Result	Qualifier	RL	MDL	Unit	D	Prepared	Analyzed	Dil Fac
1,2,3-Trichloropropane	0.012	U	0.030	0.012	ug/L			03/05/24 03:16	1
1,2-Dibromo-3-Chloropropane	0.010	U	0.020	0.010	ug/L			03/05/24 03:16	1
1,4-Dioxane	0.33	U	0.40	0.33	ug/L			03/05/24 03:16	1
Ethylene Dibromide	0.0079	U	0.020	0.0079	ug/L			03/05/24 03:16	1

Surrogate	*%Recovery*	*Qualifier*	*Limits*	*Prepared*	*Analyzed*	*Dil Fac*
4-Bromofluorobenzene	*97*		*70 - 130*		*03/05/24 03:16*	*1*

Method: SW846 8260D - Volatile Organic Compounds by GC/MS

Analyte	Result	Qualifier	RL	MDL	Unit	D	Prepared	Analyzed	Dil Fac
1,1,1-Trichloroethane	0.24	U	1.0	0.24	ug/L			03/03/24 14:40	1
1,1,2,2-Tetrachloroethane	0.37	U	1.0	0.37	ug/L			03/03/24 14:40	1
1,1,2-Trichloro-1,2,2-trifluoroethane	0.31	U	1.0	0.31	ug/L			03/03/24 14:40	1
1,1,2-Trichloroethane	0.20	U	1.0	0.20	ug/L			03/03/24 14:40	1

Client Sample ID: TB-03

Lab Sample ID: 460-298900-8

Date Collected: 02/22/24 00:00

Matrix: Water

Date Received: 02/23/24 18:00

Method: SW846 8260D - Volatile Organic Compounds by GC/MS (Continued)

Analyte	Result	Qualifier	RL	MDL	Unit	D	Prepared	Analyzed	Dil Fac
1,1-Dichloroethane	0.26	U	1.0	0.26	ug/L			03/03/24 14:40	1
1,1-Dichloroethene	0.26	U	1.0	0.26	ug/L			03/03/24 14:40	1
1,2,3-Trichlorobenzene	0.36	U	1.0	0.36	ug/L			03/03/24 14:40	1
1,2,4-Trichlorobenzene	0.37	U	1.0	0.37	ug/L			03/03/24 14:40	1
1,2-Dichlorobenzene	0.21	U	1.0	0.21	ug/L			03/03/24 14:40	1
1,2-Dichloroethane	0.43	U	1.0	0.43	ug/L			03/03/24 14:40	1
1,2-Dichloropropane	0.35	U	1.0	0.35	ug/L			03/03/24 14:40	1
1,3-Dichlorobenzene	0.34	U	1.0	0.34	ug/L			03/03/24 14:40	1
1,4-Dichlorobenzene	0.33	U	1.0	0.33	ug/L			03/03/24 14:40	1
2-Butanone (MEK)	1.9	U	5.0	1.9	ug/L			03/03/24 14:40	1
2-Hexanone	1.1	U	5.0	1.1	ug/L			03/03/24 14:40	1
4-Methyl-2-pentanone (MIBK)	1.3	U	5.0	1.3	ug/L			03/03/24 14:40	1
Acetone	4.4	U	5.0	4.4	ug/L			03/03/24 14:40	1
Benzene	0.20	U	1.0	0.20	ug/L			03/03/24 14:40	1
Bromoform	0.54	U	1.0	0.54	ug/L			03/03/24 14:40	1
Bromomethane	0.55	U *1	1.0	0.55	ug/L			03/03/24 14:40	1
Carbon disulfide	0.82	U	1.0	0.82	ug/L			03/03/24 14:40	1
Carbon tetrachloride	0.21	U	1.0	0.21	ug/L			03/03/24 14:40	1
Chlorobenzene	0.38	U	1.0	0.38	ug/L			03/03/24 14:40	1
Chlorobromomethane	0.41	U	1.0	0.41	ug/L			03/03/24 14:40	1
Chlorodibromomethane	0.28	U	1.0	0.28	ug/L			03/03/24 14:40	1
Chloroethane	0.32	U	1.0	0.32	ug/L			03/03/24 14:40	1
Chloroform	0.33	U	1.0	0.33	ug/L			03/03/24 14:40	1
Chloromethane	0.40	U	1.0	0.40	ug/L			03/03/24 14:40	1
cis-1,2-Dichloroethene	0.22	U	1.0	0.22	ug/L			03/03/24 14:40	1
cis-1,3-Dichloropropene	0.22	U	1.0	0.22	ug/L			03/03/24 14:40	1
Cyclohexane	0.32	U	1.0	0.32	ug/L			03/03/24 14:40	1
Dichlorobromomethane	0.34	U	1.0	0.34	ug/L			03/03/24 14:40	1
Dichlorodifluoromethane	0.31	U	1.0	0.31	ug/L			03/03/24 14:40	1
Ethylbenzene	0.30	U	1.0	0.30	ug/L			03/03/24 14:40	1
Isopropylbenzene	0.34	U	1.0	0.34	ug/L			03/03/24 14:40	1
Methyl acetate	0.79	U	5.0	0.79	ug/L			03/03/24 14:40	1
Methyl tert-butyl ether	0.22	U	1.0	0.22	ug/L			03/03/24 14:40	1
Methylcyclohexane	0.71	U	1.0	0.71	ug/L			03/03/24 14:40	1
Methylene Chloride	0.32	U	1.0	0.32	ug/L			03/03/24 14:40	1
Styrene	0.42	U	1.0	0.42	ug/L			03/03/24 14:40	1
Tetrachloroethene	0.25	U	1.0	0.25	ug/L			03/03/24 14:40	1
Toluene	0.38	U	1.0	0.38	ug/L			03/03/24 14:40	1
trans-1,2-Dichloroethene	0.24	U	1.0	0.24	ug/L			03/03/24 14:40	1
trans-1,3-Dichloropropene	0.22	U	1.0	0.22	ug/L			03/03/24 14:40	1
Trichloroethene	0.31	U	1.0	0.31	ug/L			03/03/24 14:40	1
Trichlorofluoromethane	0.32	U	1.0	0.32	ug/L			03/03/24 14:40	1
Vinyl chloride	0.17	U	1.0	0.17	ug/L			03/03/24 14:40	1
Xylenes, Total	0.65	U	2.0	0.65	ug/L			03/03/24 14:40	1

Surrogate	*%Recovery*	*Qualifier*	*Limits*	*Prepared*	*Analyzed*	*Dil Fac*
1,2-Dichloroethane-d4 (Surr)	*94*		*70 - 130*		*03/03/24 14:40*	*1*
4-Bromofluorobenzene	*93*		*70 - 130*		*03/03/24 14:40*	*1*
Dibromofluoromethane (Surr)	*90*		*70 - 130*		*03/03/24 14:40*	*1*
Toluene-d8 (Surr)	*111*		*70 - 130*		*03/03/24 14:40*	*1*

Surrogate Summary

Client: Cornerstone Environmental Group, LLC
Project/Site: FORD Ringwood Mines E203361 (2024)

Job ID: 460-298900-1

Method: 8260D - Volatile Organic Compounds by GC/MS

Matrix: Water **Prep Type: Total/NA**

		Percent Surrogate Recovery (Acceptance Limits)			
		DCA	BFB	DBFM	TOL
Lab Sample ID	Client Sample ID	(70-130)	(70-130)	(70-130)	(70-130)
460-298900-1	RW-12S-(55-65)-022224	95	94	89	111
460-298900-2	RW-12D-(130-140)-022224	95	93	90	111
460-298900-3	RW-3DS-(155-160)-022224	94	95	90	110
460-298900-4	RW-3DD-(175-180)-022224	92	95	89	110
460-298900-5	RW-3-(77-87)-022224	95	94	91	111
460-298900-6	RW-11D-(262-267)-022224	95	94	89	110
460-298900-7	RW-11S-(236-241)-022224	92	93	89	110
460-298900-8	TB-03	94	93	90	111
LCS 460-962194/3	Lab Control Sample	90	93	85	112
LCS 460-962223/4	Lab Control Sample	93	93	89	111
LCSD 460-962194/4	Lab Control Sample Dup	91	91	86	112
LCSD 460-962223/5	Lab Control Sample Dup	91	92	88	110
MB 460-962194/7	Method Blank	95	93	88	111
MB 460-962223/8	Method Blank	96	93	89	112

Surrogate Legend

DCA = 1,2-Dichloroethane-d4 (Surr)
BFB = 4-Bromofluorobenzene
DBFM = Dibromofluoromethane (Surr)
TOL = Toluene-d8 (Surr)

Method: 8260D SIM - Volatile Organic Compounds (GC/MS)

Matrix: Water **Prep Type: Total/NA**

		Percent Surrogate Recovery (Acceptance Limits)
		BFB
Lab Sample ID	Client Sample ID	(70-130)
460-298900-1	RW-12S-(55-65)-022224	93
460-298900-2	RW-12D-(130-140)-022224	92
460-298900-3	RW-3DS-(155-160)-022224	93
460-298900-4	RW-3DD-(175-180)-022224	95
460-298900-5	RW-3-(77-87)-022224	88
460-298900-6	RW-11D-(262-267)-022224	93
460-298900-7	RW-11S-(236-241)-022224	103
460-298900-8	TB-03	97
LCS 460-962377/4	Lab Control Sample	110
LCS 460-962418/3	Lab Control Sample	92
LCS 460-962583/4	Lab Control Sample	98
LCSD 460-962377/5	Lab Control Sample Dup	113
LCSD 460-962418/4	Lab Control Sample Dup	88
LCSD 460-962583/5	Lab Control Sample Dup	104
MB 460-962377/8	Method Blank	106
MB 460-962418/7	Method Blank	90
MB 460-962583/8	Method Blank	104

Surrogate Legend

BFB = 4-Bromofluorobenzene

Isotope Dilution Summary

Client: Cornerstone Environmental Group, LLC
Project/Site: FORD Ringwood Mines E203361 (2024)

Job ID: 460-298900-1

Method: 8270E SIM ID - Semivolatile Organic Compounds (GC/MS SIM / Isotope Dilution)

Matrix: Water **Prep Type: Total/NA**

		Percent Isotope Dilution Recovery (Acceptance Limits)							
Lab Sample ID	**Client Sample ID**	**DXE (10-150)**							
460-298890-G-6-B MS	Matrix Spike	50							
460-298890-G-6-C MSD	Matrix Spike Duplicate	51							
460-298900-1	RW-12S-(55-65)-022224	47							
460-298900-2	RW-12D-(130-140)-022224	48							
460-298900-3	RW-3DS-(155-160)-022224	46							
460-298900-4	RW-3DD-(175-180)-022224	48							
460-298900-5	RW-3-(77-87)-022224	50							
460-298900-6	RW-11D-(262-267)-022224	48							
460-298900-7	RW-11S-(236-241)-022224	47							
LCS 460-961647/2-A	Lab Control Sample	29							
LCSD 460-961647/3-A	Lab Control Sample Dup	26							
MB 460-961647/1-A	Method Blank	37							

Surrogate Legend

DXE = 1,4-Dioxane-d8

Method: 8260D - Volatile Organic Compounds by GC/MS

Lab Sample ID: MB 460-962194/7
Matrix: Water
Analysis Batch: 962194

Client Sample ID: Method Blank
Prep Type: Total/NA

Analyte	MB Result	MB Qualifier	RL	MDL	Unit	D	Prepared	Analyzed	Dil Fac
1,1,1-Trichloroethane	0.24	U	1.0	0.24	ug/L			03/03/24 13:09	1
1,1,2,2-Tetrachloroethane	0.37	U	1.0	0.37	ug/L			03/03/24 13:09	1
1,1,2-Trichloro-1,2,2-trifluoroethane	0.31	U	1.0	0.31	ug/L			03/03/24 13:09	1
1,1,2-Trichloroethane	0.20	U	1.0	0.20	ug/L			03/03/24 13:09	1
1,1-Dichloroethane	0.26	U	1.0	0.26	ug/L			03/03/24 13:09	1
1,1-Dichloroethene	0.26	U	1.0	0.26	ug/L			03/03/24 13:09	1
1,2,3-Trichlorobenzene	0.36	U	1.0	0.36	ug/L			03/03/24 13:09	1
1,2,4-Trichlorobenzene	0.37	U	1.0	0.37	ug/L			03/03/24 13:09	1
1,2-Dichlorobenzene	0.21	U	1.0	0.21	ug/L			03/03/24 13:09	1
1,2-Dichloroethane	0.43	U	1.0	0.43	ug/L			03/03/24 13:09	1
1,2-Dichloropropane	0.35	U	1.0	0.35	ug/L			03/03/24 13:09	1
1,3-Dichlorobenzene	0.34	U	1.0	0.34	ug/L			03/03/24 13:09	1
1,4-Dichlorobenzene	0.33	U	1.0	0.33	ug/L			03/03/24 13:09	1
1,4-Dioxane	28	U	50	28	ug/L			03/03/24 13:09	1
2-Butanone (MEK)	1.9	U	5.0	1.9	ug/L			03/03/24 13:09	1
2-Hexanone	1.1	U	5.0	1.1	ug/L			03/03/24 13:09	1
4-Methyl-2-pentanone (MIBK)	1.3	U	5.0	1.3	ug/L			03/03/24 13:09	1
Acetone	4.4	U	5.0	4.4	ug/L			03/03/24 13:09	1
Benzene	0.20	U	1.0	0.20	ug/L			03/03/24 13:09	1
Bromoform	0.54	U	1.0	0.54	ug/L			03/03/24 13:09	1
Bromomethane	0.55	U	1.0	0.55	ug/L			03/03/24 13:09	1
Carbon disulfide	0.82	U	1.0	0.82	ug/L			03/03/24 13:09	1
Carbon tetrachloride	0.21	U	1.0	0.21	ug/L			03/03/24 13:09	1
Chlorobenzene	0.38	U	1.0	0.38	ug/L			03/03/24 13:09	1
Chlorobromomethane	0.41	U	1.0	0.41	ug/L			03/03/24 13:09	1
Chlorodibromomethane	0.28	U	1.0	0.28	ug/L			03/03/24 13:09	1
Chloroethane	0.32	U	1.0	0.32	ug/L			03/03/24 13:09	1
Chloroform	0.33	U	1.0	0.33	ug/L			03/03/24 13:09	1
Chloromethane	0.40	U	1.0	0.40	ug/L			03/03/24 13:09	1
cis-1,2-Dichloroethene	0.22	U	1.0	0.22	ug/L			03/03/24 13:09	1
cis-1,3-Dichloropropene	0.22	U	1.0	0.22	ug/L			03/03/24 13:09	1
Cyclohexane	0.32	U	1.0	0.32	ug/L			03/03/24 13:09	1
Dichlorobromomethane	0.34	U	1.0	0.34	ug/L			03/03/24 13:09	1
Dichlorodifluoromethane	0.31	U	1.0	0.31	ug/L			03/03/24 13:09	1
Ethylbenzene	0.30	U	1.0	0.30	ug/L			03/03/24 13:09	1
Isopropylbenzene	0.34	U	1.0	0.34	ug/L			03/03/24 13:09	1
Methyl acetate	0.79	U	5.0	0.79	ug/L			03/03/24 13:09	1
Methyl tert-butyl ether	0.22	U	1.0	0.22	ug/L			03/03/24 13:09	1
Methylcyclohexane	0.71	U	1.0	0.71	ug/L			03/03/24 13:09	1
Methylene Chloride	0.32	U	1.0	0.32	ug/L			03/03/24 13:09	1
Styrene	0.42	U	1.0	0.42	ug/L			03/03/24 13:09	1
Tetrachloroethene	0.25	U	1.0	0.25	ug/L			03/03/24 13:09	1
Toluene	0.38	U	1.0	0.38	ug/L			03/03/24 13:09	1
trans-1,2-Dichloroethene	0.24	U	1.0	0.24	ug/L			03/03/24 13:09	1
trans-1,3-Dichloropropene	0.22	U	1.0	0.22	ug/L			03/03/24 13:09	1
Trichloroethene	0.31	U	1.0	0.31	ug/L			03/03/24 13:09	1
Trichlorofluoromethane	0.32	U	1.0	0.32	ug/L			03/03/24 13:09	1
Vinyl chloride	0.17	U	1.0	0.17	ug/L			03/03/24 13:09	1

Method: 8260D - Volatile Organic Compounds by GC/MS (Continued)

Lab Sample ID: MB 460-962194/7
Matrix: Water
Analysis Batch: 962194

Client Sample ID: Method Blank
Prep Type: Total/NA

Analyte	MB Result	MB Qualifier	RL	MDL	Unit	D	Prepared	Analyzed	Dil Fac
Xylenes, Total	0.65	U	2.0	0.65	ug/L			03/03/24 13:09	1

Surrogate	*MB %Recovery*	*MB Qualifier*	*Limits*	*Prepared*	*Analyzed*	*Dil Fac*
1,2-Dichloroethane-d4 (Surr)	*95*		*70 - 130*		*03/03/24 13:09*	*1*
4-Bromofluorobenzene	*93*		*70 - 130*		*03/03/24 13:09*	*1*
Dibromofluoromethane (Surr)	*88*		*70 - 130*		*03/03/24 13:09*	*1*
Toluene-d8 (Surr)	*111*		*70 - 130*		*03/03/24 13:09*	*1*

Lab Sample ID: LCS 460-962194/3
Matrix: Water
Analysis Batch: 962194

Client Sample ID: Lab Control Sample
Prep Type: Total/NA

Analyte	Spike Added	LCS Result	LCS Qualifier	Unit	D	%Rec	%Rec Limits
1,1,1-Trichloroethane	20.0	16.9		ug/L		85	70 - 130
1,1,2,2-Tetrachloroethane	20.0	21.3		ug/L		107	70 - 130
1,1,2-Trichloro-1,2,2-trifluoroethane	20.0	20.1		ug/L		101	70 - 130
1,1,2-Trichloroethane	20.0	19.6		ug/L		98	70 - 130
1,1-Dichloroethane	20.0	17.7		ug/L		89	70 - 130
1,1-Dichloroethene	20.0	17.3		ug/L		86	70 - 130
1,2,3-Trichlorobenzene	20.0	18.6		ug/L		93	70 - 130
1,2,4-Trichlorobenzene	20.0	19.8		ug/L		99	70 - 130
1,2-Dichlorobenzene	20.0	20.8		ug/L		104	70 - 130
1,2-Dichloroethane	20.0	15.9		ug/L		80	70 - 130
1,2-Dichloropropane	20.0	17.3		ug/L		87	70 - 130
1,3-Dichlorobenzene	20.0	20.7		ug/L		104	70 - 130
1,4-Dichlorobenzene	20.0	20.4		ug/L		102	70 - 130
1,4-Dioxane	400	487		ug/L		122	40 - 160
2-Butanone (MEK)	100	98.5		ug/L		98	40 - 160
2-Hexanone	100	92.8		ug/L		93	40 - 160
4-Methyl-2-pentanone (MIBK)	100	98.1		ug/L		98	40 - 160
Acetone	100	83.9		ug/L		84	40 - 160
Benzene	20.0	21.1		ug/L		105	70 - 130
Bromoform	20.0	17.8		ug/L		89	70 - 130
Bromomethane	20.0	15.6		ug/L		78	40 - 160
Carbon disulfide	20.0	17.3		ug/L		87	40 - 160
Carbon tetrachloride	20.0	17.3		ug/L		86	70 - 130
Chlorobenzene	20.0	20.3		ug/L		102	70 - 130
Chlorobromomethane	20.0	17.1		ug/L		86	70 - 130
Chlorodibromomethane	20.0	19.2		ug/L		96	70 - 130
Chloroethane	20.0	23.7		ug/L		119	40 - 160
Chloroform	20.0	16.8		ug/L		84	70 - 130
Chloromethane	20.0	15.8		ug/L		79	40 - 160
cis-1,2-Dichloroethene	20.0	17.4		ug/L		87	70 - 130
cis-1,3-Dichloropropene	20.0	20.7		ug/L		103	70 - 130
Cyclohexane	20.0	19.6		ug/L		98	70 - 130
Dichlorobromomethane	20.0	16.5		ug/L		82	70 - 130
Dichlorodifluoromethane	20.0	16.4		ug/L		82	40 - 160
Ethylbenzene	20.0	20.6		ug/L		103	70 - 130

Method: 8260D - Volatile Organic Compounds by GC/MS (Continued)

Lab Sample ID: LCS 460-962194/3
Matrix: Water
Analysis Batch: 962194

Client Sample ID: Lab Control Sample
Prep Type: Total/NA

Analyte	Spike Added	LCS Result	LCS Qualifier	Unit	D	%Rec	%Rec Limits
Isopropylbenzene	20.0	21.0		ug/L		105	70 - 130
Methyl acetate	40.0	31.4		ug/L		79	70 - 130
Methyl tert-butyl ether	20.0	17.8		ug/L		89	70 - 130
Methylcyclohexane	20.0	20.1		ug/L		100	70 - 130
Methylene Chloride	20.0	17.7		ug/L		89	70 - 130
Styrene	20.0	20.6		ug/L		103	70 - 130
Tetrachloroethene	20.0	19.5		ug/L		97	70 - 130
Toluene	20.0	20.1		ug/L		100	70 - 130
trans-1,2-Dichloroethene	20.0	17.5		ug/L		87	70 - 130
trans-1,3-Dichloropropene	20.0	20.5		ug/L		103	70 - 130
Trichloroethene	20.0	16.4		ug/L		82	70 - 130
Trichlorofluoromethane	20.0	18.8		ug/L		94	40 - 160
Vinyl chloride	20.0	15.8		ug/L		79	70 - 130
Xylenes, Total	40.0	41.1		ug/L		103	70 - 130

Surrogate	*LCS %Recovery*	*LCS Qualifier*	*Limits*
1,2-Dichloroethane-d4 (Surr)	*90*		*70 - 130*
4-Bromofluorobenzene	*93*		*70 - 130*
Dibromofluoromethane (Surr)	*85*		*70 - 130*
Toluene-d8 (Surr)	*112*		*70 - 130*

Lab Sample ID: LCSD 460-962194/4
Matrix: Water
Analysis Batch: 962194

Client Sample ID: Lab Control Sample Dup
Prep Type: Total/NA

Analyte	Spike Added	LCSD Result	LCSD Qualifier	Unit	D	%Rec	%Rec Limits	RPD	RPD Limit
1,1,1-Trichloroethane	20.0	17.8		ug/L		89	70 - 130	5	20
1,1,2,2-Tetrachloroethane	20.0	21.9		ug/L		110	70 - 130	3	20
1,1,2-Trichloro-1,2,2-trifluoroetha ne	20.0	20.9		ug/L		105	70 - 130	4	20
1,1,2-Trichloroethane	20.0	19.9		ug/L		99	70 - 130	1	20
1,1-Dichloroethane	20.0	18.2		ug/L		91	70 - 130	3	20
1,1-Dichloroethene	20.0	18.4		ug/L		92	70 - 130	6	20
1,2,3-Trichlorobenzene	20.0	19.1		ug/L		96	70 - 130	3	20
1,2,4-Trichlorobenzene	20.0	20.0		ug/L		100	70 - 130	1	20
1,2-Dichlorobenzene	20.0	21.0		ug/L		105	70 - 130	1	20
1,2-Dichloroethane	20.0	16.1		ug/L		81	70 - 130	1	20
1,2-Dichloropropane	20.0	17.7		ug/L		88	70 - 130	2	20
1,3-Dichlorobenzene	20.0	21.2		ug/L		106	70 - 130	2	20
1,4-Dichlorobenzene	20.0	21.0		ug/L		105	70 - 130	3	20
1,4-Dioxane	400	483		ug/L		121	40 - 160	1	20
2-Butanone (MEK)	100	97.6		ug/L		98	40 - 160	1	20
2-Hexanone	100	93.9		ug/L		94	40 - 160	1	20
4-Methyl-2-pentanone (MIBK)	100	99.4		ug/L		99	40 - 160	1	20
Acetone	100	85.4		ug/L		85	40 - 160	2	20
Benzene	20.0	21.9		ug/L		109	70 - 130	4	20
Bromoform	20.0	17.7		ug/L		89	70 - 130	0	20
Bromomethane	20.0	20.5	*1	ug/L		103	40 - 160	27	20
Carbon disulfide	20.0	18.3		ug/L		92	40 - 160	6	20

Method: 8260D - Volatile Organic Compounds by GC/MS (Continued)

Lab Sample ID: LCSD 460-962194/4
Matrix: Water
Analysis Batch: 962194

Client Sample ID: Lab Control Sample Dup
Prep Type: Total/NA

Analyte	Spike Added	LCSD Result	LCSD Qualifier	Unit	D	%Rec	%Rec Limits	RPD	RPD Limit
Carbon tetrachloride	20.0	18.2		ug/L		91	70 - 130	5	20
Chlorobenzene	20.0	20.9		ug/L		105	70 - 130	3	20
Chlorobromomethane	20.0	17.4		ug/L		87	70 - 130	2	20
Chlorodibromomethane	20.0	19.9		ug/L		99	70 - 130	3	20
Chloroethane	20.0	24.7		ug/L		123	40 - 160	4	20
Chloroform	20.0	17.5		ug/L		88	70 - 130	4	20
Chloromethane	20.0	16.6		ug/L		83	40 - 160	5	20
cis-1,2-Dichloroethene	20.0	17.8		ug/L		89	70 - 130	2	20
cis-1,3-Dichloropropene	20.0	21.4		ug/L		107	70 - 130	4	20
Cyclohexane	20.0	20.3		ug/L		102	70 - 130	4	20
Dichlorobromomethane	20.0	17.2		ug/L		86	70 - 130	4	20
Dichlorodifluoromethane	20.0	17.3		ug/L		87	40 - 160	5	20
Ethylbenzene	20.0	21.3		ug/L		107	70 - 130	3	20
Isopropylbenzene	20.0	22.0		ug/L		110	70 - 130	5	20
Methyl acetate	40.0	32.2		ug/L		80	70 - 130	2	20
Methyl tert-butyl ether	20.0	18.4		ug/L		92	70 - 130	4	20
Methylcyclohexane	20.0	21.2		ug/L		106	70 - 130	6	20
Methylene Chloride	20.0	17.9		ug/L		90	70 - 130	1	20
Styrene	20.0	20.9		ug/L		105	70 - 130	1	20
Tetrachloroethene	20.0	20.6		ug/L		103	70 - 130	6	20
Toluene	20.0	20.7		ug/L		104	70 - 130	3	20
trans-1,2-Dichloroethene	20.0	18.2		ug/L		91	70 - 130	4	20
trans-1,3-Dichloropropene	20.0	21.2		ug/L		106	70 - 130	3	20
Trichloroethene	20.0	17.0		ug/L		85	70 - 130	4	20
Trichlorofluoromethane	20.0	19.4		ug/L		97	40 - 160	3	20
Vinyl chloride	20.0	16.7		ug/L		84	70 - 130	6	20
Xylenes, Total	40.0	42.3		ug/L		106	70 - 130	3	20

Surrogate	*LCSD %Recovery*	*LCSD Qualifier*	*Limits*
1,2-Dichloroethane-d4 (Surr)	*91*		*70 - 130*
4-Bromofluorobenzene	*91*		*70 - 130*
Dibromofluoromethane (Surr)	*86*		*70 - 130*
Toluene-d8 (Surr)	*112*		*70 - 130*

Lab Sample ID: MB 460-962223/8
Matrix: Water
Analysis Batch: 962223

Client Sample ID: Method Blank
Prep Type: Total/NA

Analyte	MB Result	MB Qualifier	RL	MDL	Unit	D	Prepared	Analyzed	Dil Fac
1,1,1-Trichloroethane	0.24	U	1.0	0.24	ug/L			03/04/24 08:37	1
1,1,2,2-Tetrachloroethane	0.37	U	1.0	0.37	ug/L			03/04/24 08:37	1
1,1,2-Trichloro-1,2,2-trifluoroethane	0.31	U	1.0	0.31	ug/L			03/04/24 08:37	1
1,1,2-Trichloroethane	0.20	U	1.0	0.20	ug/L			03/04/24 08:37	1
1,1-Dichloroethane	0.26	U	1.0	0.26	ug/L			03/04/24 08:37	1
1,1-Dichloroethene	0.26	U	1.0	0.26	ug/L			03/04/24 08:37	1
1,2,3-Trichlorobenzene	0.36	U	1.0	0.36	ug/L			03/04/24 08:37	1
1,2,4-Trichlorobenzene	0.37	U	1.0	0.37	ug/L			03/04/24 08:37	1
1,2-Dichlorobenzene	0.21	U	1.0	0.21	ug/L			03/04/24 08:37	1

Method: 8260D - Volatile Organic Compounds by GC/MS (Continued)

Lab Sample ID: MB 460-962223/8
Matrix: Water
Analysis Batch: 962223

Client Sample ID: Method Blank
Prep Type: Total/NA

Analyte	MB Result	MB Qualifier	RL	MDL	Unit	D	Prepared	Analyzed	Dil Fac
1,2-Dichloroethane	0.43	U	1.0	0.43	ug/L			03/04/24 08:37	1
1,2-Dichloropropane	0.35	U	1.0	0.35	ug/L			03/04/24 08:37	1
1,3-Dichlorobenzene	0.34	U	1.0	0.34	ug/L			03/04/24 08:37	1
1,4-Dichlorobenzene	0.33	U	1.0	0.33	ug/L			03/04/24 08:37	1
2-Butanone (MEK)	1.9	U	5.0	1.9	ug/L			03/04/24 08:37	1
2-Hexanone	1.1	U	5.0	1.1	ug/L			03/04/24 08:37	1
4-Methyl-2-pentanone (MIBK)	1.3	U	5.0	1.3	ug/L			03/04/24 08:37	1
Acetone	4.4	U	5.0	4.4	ug/L			03/04/24 08:37	1
Benzene	0.20	U	1.0	0.20	ug/L			03/04/24 08:37	1
Bromoform	0.54	U	1.0	0.54	ug/L			03/04/24 08:37	1
Bromomethane	0.55	U	1.0	0.55	ug/L			03/04/24 08:37	1
Carbon disulfide	0.82	U	1.0	0.82	ug/L			03/04/24 08:37	1
Carbon tetrachloride	0.21	U	1.0	0.21	ug/L			03/04/24 08:37	1
Chlorobenzene	0.38	U	1.0	0.38	ug/L			03/04/24 08:37	1
Chlorobromomethane	0.41	U	1.0	0.41	ug/L			03/04/24 08:37	1
Chlorodibromomethane	0.28	U	1.0	0.28	ug/L			03/04/24 08:37	1
Chloroethane	0.32	U	1.0	0.32	ug/L			03/04/24 08:37	1
Chloroform	0.33	U	1.0	0.33	ug/L			03/04/24 08:37	1
Chloromethane	0.40	U	1.0	0.40	ug/L			03/04/24 08:37	1
cis-1,2-Dichloroethene	0.22	U	1.0	0.22	ug/L			03/04/24 08:37	1
cis-1,3-Dichloropropene	0.22	U	1.0	0.22	ug/L			03/04/24 08:37	1
Cyclohexane	0.32	U	1.0	0.32	ug/L			03/04/24 08:37	1
Dichlorobromomethane	0.34	U	1.0	0.34	ug/L			03/04/24 08:37	1
Dichlorodifluoromethane	0.31	U	1.0	0.31	ug/L			03/04/24 08:37	1
Ethylbenzene	0.30	U	1.0	0.30	ug/L			03/04/24 08:37	1
Isopropylbenzene	0.34	U	1.0	0.34	ug/L			03/04/24 08:37	1
Methyl acetate	0.79	U	5.0	0.79	ug/L			03/04/24 08:37	1
Methyl tert-butyl ether	0.22	U	1.0	0.22	ug/L			03/04/24 08:37	1
Methylcyclohexane	0.71	U	1.0	0.71	ug/L			03/04/24 08:37	1
Methylene Chloride	0.32	U	1.0	0.32	ug/L			03/04/24 08:37	1
Styrene	0.42	U	1.0	0.42	ug/L			03/04/24 08:37	1
Tetrachloroethene	0.25	U	1.0	0.25	ug/L			03/04/24 08:37	1
Toluene	0.38	U	1.0	0.38	ug/L			03/04/24 08:37	1
trans-1,2-Dichloroethene	0.24	U	1.0	0.24	ug/L			03/04/24 08:37	1
trans-1,3-Dichloropropene	0.22	U	1.0	0.22	ug/L			03/04/24 08:37	1
Trichloroethene	0.31	U	1.0	0.31	ug/L			03/04/24 08:37	1
Trichlorofluoromethane	0.32	U	1.0	0.32	ug/L			03/04/24 08:37	1
Vinyl chloride	0.17	U	1.0	0.17	ug/L			03/04/24 08:37	1
Xylenes, Total	0.65	U	2.0	0.65	ug/L			03/04/24 08:37	1

Surrogate	*MB %Recovery*	*MB Qualifier*	*Limits*	*Prepared*	*Analyzed*	*Dil Fac*
1,2-Dichloroethane-d4 (Surr)	*96*		*70 - 130*		*03/04/24 08:37*	*1*
4-Bromofluorobenzene	*93*		*70 - 130*		*03/04/24 08:37*	*1*
Dibromofluoromethane (Surr)	*89*		*70 - 130*		*03/04/24 08:37*	*1*
Toluene-d8 (Surr)	*112*		*70 - 130*		*03/04/24 08:37*	*1*

Method: 8260D - Volatile Organic Compounds by GC/MS (Continued)

Lab Sample ID: LCS 460-962223/4
Matrix: Water
Analysis Batch: 962223

Client Sample ID: Lab Control Sample
Prep Type: Total/NA

Analyte	Spike Added	LCS Result	LCS Qualifier	Unit	D	%Rec	%Rec Limits
1,1,1-Trichloroethane	20.0	17.7		ug/L		88	70 - 130
1,1,2,2-Tetrachloroethane	20.0	21.4		ug/L		107	70 - 130
1,1,2-Trichloro-1,2,2-trifluoroethane	20.0	14.9		ug/L		74	70 - 130
1,1,2-Trichloroethane	20.0	20.2		ug/L		101	70 - 130
1,1-Dichloroethane	20.0	18.2		ug/L		91	70 - 130
1,1-Dichloroethene	20.0	18.6		ug/L		93	70 - 130
1,2,3-Trichlorobenzene	20.0	20.3		ug/L		101	70 - 130
1,2,4-Trichlorobenzene	20.0	21.0		ug/L		105	70 - 130
1,2-Dichlorobenzene	20.0	21.4		ug/L		107	70 - 130
1,2-Dichloroethane	20.0	16.6		ug/L		83	70 - 130
1,2-Dichloropropane	20.0	18.1		ug/L		90	70 - 130
1,3-Dichlorobenzene	20.0	21.4		ug/L		107	70 - 130
1,4-Dichlorobenzene	20.0	21.4		ug/L		107	70 - 130
2-Butanone (MEK)	100	100		ug/L		100	40 - 160
2-Hexanone	100	94.6		ug/L		95	40 - 160
4-Methyl-2-pentanone (MIBK)	100	98.8		ug/L		99	40 - 160
Acetone	100	94.1		ug/L		94	40 - 160
Benzene	20.0	22.3		ug/L		111	70 - 130
Bromoform	20.0	18.0		ug/L		90	70 - 130
Bromomethane	20.0	18.1		ug/L		91	40 - 160
Carbon disulfide	20.0	20.8		ug/L		104	40 - 160
Carbon tetrachloride	20.0	18.0		ug/L		90	70 - 130
Chlorobenzene	20.0	21.1		ug/L		106	70 - 130
Chlorobromomethane	20.0	17.4		ug/L		87	70 - 130
Chlorodibromomethane	20.0	19.9		ug/L		100	70 - 130
Chloroethane	20.0	25.1		ug/L		126	40 - 160
Chloroform	20.0	17.9		ug/L		89	70 - 130
Chloromethane	20.0	16.7		ug/L		84	40 - 160
cis-1,2-Dichloroethene	20.0	18.2		ug/L		91	70 - 130
cis-1,3-Dichloropropene	20.0	21.5		ug/L		108	70 - 130
Cyclohexane	20.0	16.4		ug/L		82	70 - 130
Dichlorobromomethane	20.0	17.6		ug/L		88	70 - 130
Dichlorodifluoromethane	20.0	14.2		ug/L		71	40 - 160
Ethylbenzene	20.0	21.1		ug/L		106	70 - 130
Isopropylbenzene	20.0	21.5		ug/L		108	70 - 130
Methyl acetate	40.0	34.6		ug/L		87	70 - 130
Methyl tert-butyl ether	20.0	18.8		ug/L		94	70 - 130
Methylcyclohexane	20.0	15.8		ug/L		79	70 - 130
Methylene Chloride	20.0	19.1		ug/L		96	70 - 130
Styrene	20.0	21.0		ug/L		105	70 - 130
Tetrachloroethene	20.0	20.0		ug/L		100	70 - 130
Toluene	20.0	20.6		ug/L		103	70 - 130
trans-1,2-Dichloroethene	20.0	18.8		ug/L		94	70 - 130
trans-1,3-Dichloropropene	20.0	21.2		ug/L		106	70 - 130
Trichloroethene	20.0	17.4		ug/L		87	70 - 130
Trichlorofluoromethane	20.0	18.3		ug/L		92	40 - 160
Vinyl chloride	20.0	16.5		ug/L		82	70 - 130
Xylenes, Total	40.0	41.7		ug/L		104	70 - 130

Method: 8260D - Volatile Organic Compounds by GC/MS (Continued)

Surrogate	LCS %Recovery	LCS Qualifier	Limits
1,2-Dichloroethane-d4 (Surr)	93		70 - 130
4-Bromofluorobenzene	93		70 - 130
Dibromofluoromethane (Surr)	89		70 - 130
Toluene-d8 (Surr)	111		70 - 130

Lab Sample ID: LCSD 460-962223/5
Matrix: Water
Analysis Batch: 962223

Client Sample ID: Lab Control Sample Dup
Prep Type: Total/NA

Analyte	Spike Added	LCSD Result	LCSD Qualifier	Unit	D	%Rec	%Rec Limits	RPD	RPD Limit
1,1,1-Trichloroethane	20.0	17.1		ug/L		86	70 - 130	3	20
1,1,2,2-Tetrachloroethane	20.0	21.4		ug/L		107	70 - 130	0	20
1,1,2-Trichloro-1,2,2-trifluoroethane	20.0	14.5		ug/L		73	70 - 130	2	20
1,1,2-Trichloroethane	20.0	19.7		ug/L		98	70 - 130	3	20
1,1-Dichloroethane	20.0	17.9		ug/L		89	70 - 130	2	20
1,1-Dichloroethene	20.0	17.4		ug/L		87	70 - 130	7	20
1,2,3-Trichlorobenzene	20.0	19.5		ug/L		98	70 - 130	4	20
1,2,4-Trichlorobenzene	20.0	20.4		ug/L		102	70 - 130	3	20
1,2-Dichlorobenzene	20.0	21.0		ug/L		105	70 - 130	2	20
1,2-Dichloroethane	20.0	16.5		ug/L		82	70 - 130	1	20
1,2-Dichloropropane	20.0	17.5		ug/L		87	70 - 130	3	20
1,3-Dichlorobenzene	20.0	21.4		ug/L		107	70 - 130	0	20
1,4-Dichlorobenzene	20.0	20.6		ug/L		103	70 - 130	4	20
2-Butanone (MEK)	100	105		ug/L		105	40 - 160	4	20
2-Hexanone	100	98.0		ug/L		98	40 - 160	4	20
4-Methyl-2-pentanone (MIBK)	100	102		ug/L		102	40 - 160	3	20
Acetone	100	94.8		ug/L		95	40 - 160	1	20
Benzene	20.0	21.3		ug/L		107	70 - 130	4	20
Bromoform	20.0	17.8		ug/L		89	70 - 130	1	20
Bromomethane	20.0	19.4		ug/L		97	40 - 160	7	20
Carbon disulfide	20.0	19.5		ug/L		98	40 - 160	6	20
Carbon tetrachloride	20.0	17.2		ug/L		86	70 - 130	4	20
Chlorobenzene	20.0	20.7		ug/L		103	70 - 130	2	20
Chlorobromomethane	20.0	18.2		ug/L		91	70 - 130	4	20
Chlorodibromomethane	20.0	19.8		ug/L		99	70 - 130	1	20
Chloroethane	20.0	25.2		ug/L		126	40 - 160	0	20
Chloroform	20.0	17.2		ug/L		86	70 - 130	4	20
Chloromethane	20.0	15.8		ug/L		79	40 - 160	6	20
cis-1,2-Dichloroethene	20.0	17.5		ug/L		88	70 - 130	4	20
cis-1,3-Dichloropropene	20.0	21.1		ug/L		105	70 - 130	2	20
Cyclohexane	20.0	16.2		ug/L		81	70 - 130	1	20
Dichlorobromomethane	20.0	17.0		ug/L		85	70 - 130	3	20
Dichlorodifluoromethane	20.0	13.4		ug/L		67	40 - 160	6	20
Ethylbenzene	20.0	20.7		ug/L		104	70 - 130	2	20
Isopropylbenzene	20.0	21.3		ug/L		107	70 - 130	1	20
Methyl acetate	40.0	32.6		ug/L		81	70 - 130	6	20
Methyl tert-butyl ether	20.0	18.3		ug/L		91	70 - 130	3	20
Methylcyclohexane	20.0	15.3		ug/L		77	70 - 130	3	20
Methylene Chloride	20.0	18.4		ug/L		92	70 - 130	4	20
Styrene	20.0	20.8		ug/L		104	70 - 130	1	20
Tetrachloroethene	20.0	19.8		ug/L		99	70 - 130	1	20

Method: 8260D - Volatile Organic Compounds by GC/MS (Continued)

Lab Sample ID: LCSD 460-962223/5
Matrix: Water
Analysis Batch: 962223

Client Sample ID: Lab Control Sample Dup
Prep Type: Total/NA

Analyte	Spike Added	LCSD Result	LCSD Qualifier	Unit	D	%Rec	%Rec Limits	RPD	RPD Limit
Toluene	20.0	20.3		ug/L		101	70 - 130	2	20
trans-1,2-Dichloroethene	20.0	18.3		ug/L		91	70 - 130	3	20
trans-1,3-Dichloropropene	20.0	20.5		ug/L		102	70 - 130	4	20
Trichloroethene	20.0	16.5		ug/L		83	70 - 130	5	20
Trichlorofluoromethane	20.0	17.5		ug/L		88	40 - 160	5	20
Vinyl chloride	20.0	15.9		ug/L		80	70 - 130	3	20
Xylenes, Total	40.0	41.0		ug/L		103	70 - 130	2	20

Surrogate	*LCSD %Recovery*	*LCSD Qualifier*	*Limits*
1,2-Dichloroethane-d4 (Surr)	*91*		*70 - 130*
4-Bromofluorobenzene	*92*		*70 - 130*
Dibromofluoromethane (Surr)	*88*		*70 - 130*
Toluene-d8 (Surr)	*110*		*70 - 130*

Method: 8260D SIM - Volatile Organic Compounds (GC/MS)

Lab Sample ID: MB 460-962377/8
Matrix: Water
Analysis Batch: 962377

Client Sample ID: Method Blank
Prep Type: Total/NA

Analyte	MB Result	MB Qualifier	RL	MDL	Unit	D	Prepared	Analyzed	Dil Fac
1,2,3-Trichloropropane	0.012	U	0.030	0.012	ug/L			03/04/24 23:17	1
1,2-Dibromo-3-Chloropropane	0.010	U	0.020	0.010	ug/L			03/04/24 23:17	1
1,4-Dioxane	0.33	U	0.40	0.33	ug/L			03/04/24 23:17	1
Ethylene Dibromide	0.0079	U	0.020	0.0079	ug/L			03/04/24 23:17	1

Surrogate	*MB %Recovery*	*MB Qualifier*	*Limits*	*Prepared*	*Analyzed*	*Dil Fac*
4-Bromofluorobenzene	*106*		*70 - 130*		*03/04/24 23:17*	*1*

Lab Sample ID: LCS 460-962377/4
Matrix: Water
Analysis Batch: 962377

Client Sample ID: Lab Control Sample
Prep Type: Total/NA

Analyte	Spike Added	LCS Result	LCS Qualifier	Unit	D	%Rec	%Rec Limits
1,2,3-Trichloropropane	0.0500	0.0548		ug/L		110	40 - 160
1,2-Dibromo-3-Chloropropane	0.0500	0.0545		ug/L		109	40 - 160
1,4-Dioxane	5.00	4.17		ug/L		83	40 - 160
Ethylene Dibromide	0.0500	0.0479		ug/L		96	70 - 130

Surrogate	*LCS %Recovery*	*LCS Qualifier*	*Limits*
4-Bromofluorobenzene	*110*		*70 - 130*

Lab Sample ID: LCSD 460-962377/5
Matrix: Water
Analysis Batch: 962377

Client Sample ID: Lab Control Sample Dup
Prep Type: Total/NA

Analyte	Spike Added	LCSD Result	LCSD Qualifier	Unit	D	%Rec	%Rec Limits	RPD	RPD Limit
1,2,3-Trichloropropane	0.0500	0.0574		ug/L		115	40 - 160	5	20

Method: 8260D SIM - Volatile Organic Compounds (GC/MS) (Continued)

Lab Sample ID: LCSD 460-962377/5
Matrix: Water
Analysis Batch: 962377

Client Sample ID: Lab Control Sample Dup
Prep Type: Total/NA

Analyte	Spike Added	LCSD Result	LCSD Qualifier	Unit	D	%Rec	%Rec Limits	RPD	RPD Limit
1,2-Dibromo-3-Chloropropane	0.0500	0.0510		ug/L		102	40 - 160	7	20
1,4-Dioxane	5.00	4.51		ug/L		90	40 - 160	8	20
Ethylene Dibromide	0.0500	0.0520		ug/L		104	70 - 130	8	20

Surrogate	*LCSD %Recovery*	*LCSD Qualifier*	*Limits*
4-Bromofluorobenzene	*113*		*70 - 130*

Lab Sample ID: MB 460-962418/7
Matrix: Water
Analysis Batch: 962418

Client Sample ID: Method Blank
Prep Type: Total/NA

Analyte	MB Result	MB Qualifier	RL	MDL	Unit	D	Prepared	Analyzed	Dil Fac
1,2,3-Trichloropropane	0.012	U	0.030	0.012	ug/L			03/05/24 09:31	1
1,2-Dibromo-3-Chloropropane	0.010	U	0.020	0.010	ug/L			03/05/24 09:31	1
1,4-Dioxane	0.33	U	0.40	0.33	ug/L			03/05/24 09:31	1
Ethylene Dibromide	0.0079	U	0.020	0.0079	ug/L			03/05/24 09:31	1

Surrogate	*MB %Recovery*	*MB Qualifier*	*Limits*	*Prepared*	*Analyzed*	*Dil Fac*
4-Bromofluorobenzene	*90*		*70 - 130*		*03/05/24 09:31*	*1*

Lab Sample ID: LCS 460-962418/3
Matrix: Water
Analysis Batch: 962418

Client Sample ID: Lab Control Sample
Prep Type: Total/NA

Analyte	Spike Added	LCS Result	LCS Qualifier	Unit	D	%Rec	%Rec Limits
1,2,3-Trichloropropane	0.0500	0.0529		ug/L		106	40 - 160
1,2-Dibromo-3-Chloropropane	0.0500	0.0515		ug/L		103	40 - 160
1,4-Dioxane	5.00	4.82		ug/L		96	40 - 160
Ethylene Dibromide	0.0500	0.0515		ug/L		103	70 - 130

Surrogate	*LCS %Recovery*	*LCS Qualifier*	*Limits*
4-Bromofluorobenzene	*92*		*70 - 130*

Lab Sample ID: LCSD 460-962418/4
Matrix: Water
Analysis Batch: 962418

Client Sample ID: Lab Control Sample Dup
Prep Type: Total/NA

Analyte	Spike Added	LCSD Result	LCSD Qualifier	Unit	D	%Rec	%Rec Limits	RPD	RPD Limit
1,2,3-Trichloropropane	0.0500	0.0513		ug/L		103	40 - 160	3	20
1,2-Dibromo-3-Chloropropane	0.0500	0.0489		ug/L		98	40 - 160	5	20
1,4-Dioxane	5.00	4.98		ug/L		100	40 - 160	3	20
Ethylene Dibromide	0.0500	0.0502		ug/L		100	70 - 130	3	20

Surrogate	*LCSD %Recovery*	*LCSD Qualifier*	*Limits*
4-Bromofluorobenzene	*88*		*70 - 130*

Method: 8260D SIM - Volatile Organic Compounds (GC/MS) (Continued)

Lab Sample ID: MB 460-962583/8
Matrix: Water
Analysis Batch: 962583

Client Sample ID: Method Blank
Prep Type: Total/NA

Analyte	MB Result	MB Qualifier	RL	MDL	Unit	D	Prepared	Analyzed	Dil Fac
1,2,3-Trichloropropane	0.012	U	0.030	0.012	ug/L			03/05/24 23:16	1
1,2-Dibromo-3-Chloropropane	0.010	U	0.020	0.010	ug/L			03/05/24 23:16	1
1,4-Dioxane	0.33	U	0.40	0.33	ug/L			03/05/24 23:16	1
Ethylene Dibromide	0.0079	U	0.020	0.0079	ug/L			03/05/24 23:16	1

Surrogate	*MB %Recovery*	*MB Qualifier*	*Limits*	*Prepared*	*Analyzed*	*Dil Fac*
4-Bromofluorobenzene	*104*		*70 - 130*		*03/05/24 23:16*	*1*

Lab Sample ID: LCS 460-962583/4
Matrix: Water
Analysis Batch: 962583

Client Sample ID: Lab Control Sample
Prep Type: Total/NA

Analyte	Spike Added	LCS Result	LCS Qualifier	Unit	D	%Rec	%Rec Limits
1,2,3-Trichloropropane	0.0500	0.0476		ug/L		95	40 - 160
1,2-Dibromo-3-Chloropropane	0.0500	0.0499		ug/L		100	40 - 160
1,4-Dioxane	5.00	4.00		ug/L		80	40 - 160
Ethylene Dibromide	0.0500	0.0503		ug/L		101	70 - 130

Surrogate	*LCS %Recovery*	*LCS Qualifier*	*Limits*
4-Bromofluorobenzene	*98*		*70 - 130*

Lab Sample ID: LCSD 460-962583/5
Matrix: Water
Analysis Batch: 962583

Client Sample ID: Lab Control Sample Dup
Prep Type: Total/NA

Analyte	Spike Added	LCSD Result	LCSD Qualifier	Unit	D	%Rec	%Rec Limits	RPD	RPD Limit
1,2,3-Trichloropropane	0.0500	0.0549		ug/L		110	40 - 160	14	20
1,2-Dibromo-3-Chloropropane	0.0500	0.0508		ug/L		102	40 - 160	2	20
1,4-Dioxane	5.00	4.27		ug/L		85	40 - 160	7	20
Ethylene Dibromide	0.0500	0.0483		ug/L		97	70 - 130	4	20

Surrogate	*LCSD %Recovery*	*LCSD Qualifier*	*Limits*
4-Bromofluorobenzene	*104*		*70 - 130*

Method: 8270E SIM ID - Semivolatile Organic Compounds (GC/MS SIM / Isotope Dilution)

Lab Sample ID: MB 460-961647/1-A
Matrix: Water
Analysis Batch: 961785

Client Sample ID: Method Blank
Prep Type: Total/NA
Prep Batch: 961647

Analyte	MB Result	MB Qualifier	RL	MDL	Unit	D	Prepared	Analyzed	Dil Fac
1,4-Dioxane	0.072	U	0.20	0.072	ug/L		02/28/24 12:48	02/29/24 08:24	1

Isotope Dilution	*MB %Recovery*	*MB Qualifier*	*Limits*	*Prepared*	*Analyzed*	*Dil Fac*
1,4-Dioxane-d8	*37*		*10 - 150*	*02/28/24 12:48*	*02/29/24 08:24*	*1*

Method: 8270E SIM ID - Semivolatile Organic Compounds (GC/MS SIM / Isotope Dilution) (Continued)

Lab Sample ID: LCS 460-961647/2-A
Matrix: Water
Analysis Batch: 961785

Client Sample ID: Lab Control Sample
Prep Type: Total/NA
Prep Batch: 961647

Analyte			Spike Added	LCS Result	LCS Qualifier	Unit	D	%Rec	%Rec Limits		
1,4-Dioxane			1.60	1.26		ug/L		79	50 - 142		

Isotope Dilution	*LCS %Recovery*	*LCS Qualifier*	*Limits*
1,4-Dioxane-d8	*29*		*10 - 150*

Lab Sample ID: LCSD 460-961647/3-A
Matrix: Water
Analysis Batch: 961785

Client Sample ID: Lab Control Sample Dup
Prep Type: Total/NA
Prep Batch: 961647

Analyte			Spike Added	LCSD Result	LCSD Qualifier	Unit	D	%Rec	%Rec Limits	RPD	RPD Limit
1,4-Dioxane			1.60	1.27		ug/L		79	50 - 142	1	20

Isotope Dilution	*LCSD %Recovery*	*LCSD Qualifier*	*Limits*
1,4-Dioxane-d8	*26*		*10 - 150*

Lab Sample ID: 460-298890-G-6-B MS
Matrix: Water
Analysis Batch: 961785

Client Sample ID: Matrix Spike
Prep Type: Total/NA
Prep Batch: 961647

Analyte	Sample Result	Sample Qualifier	Spike Added	MS Result	MS Qualifier	Unit	D	%Rec	%Rec Limits		
1,4-Dioxane	0.83		1.60	2.17		ug/L		84	50 - 142		

Isotope Dilution	*MS %Recovery*	*MS Qualifier*	*Limits*
1,4-Dioxane-d8	*50*		*10 - 150*

Lab Sample ID: 460-298890-G-6-C MSD
Matrix: Water
Analysis Batch: 961785

Client Sample ID: Matrix Spike Duplicate
Prep Type: Total/NA
Prep Batch: 961647

Analyte	Sample Result	Sample Qualifier	Spike Added	MSD Result	MSD Qualifier	Unit	D	%Rec	%Rec Limits	RPD	RPD Limit
1,4-Dioxane	0.83		1.60	2.19		ug/L		85	50 - 142	1	20

Isotope Dilution	*MSD %Recovery*	*MSD Qualifier*	*Limits*
1,4-Dioxane-d8	*51*		*10 - 150*

Method: 6020B - Metals (ICP/MS)

Lab Sample ID: LCS 460-961755/25-A
Matrix: Water
Analysis Batch: 961679

Client Sample ID: Lab Control Sample
Prep Type: Total Recoverable
Prep Batch: 961755

Analyte			Spike Added	LCS Result	LCS Qualifier	Unit	D	%Rec	%Rec Limits		
Arsenic			50.0	57.39		ug/L		115	80 - 120		
Lead			25.0	27.54		ug/L		110	80 - 120		

Method: 6020B - Metals (ICP/MS) (Continued)

Lab Sample ID: MB 460-962678/1-A — **Client Sample ID: Method Blank**
Matrix: Water — **Prep Type: Total Recoverable**
Analysis Batch: 962740 — **Prep Batch: 962678**

Analyte	MB Result	MB Qualifier	RL	MDL	Unit	D	Prepared	Analyzed	Dil Fac
Arsenic	1.2	U	2.0	1.2	ug/L		03/06/24 09:07	03/06/24 14:48	1
Lead	0.42	U	1.2	0.42	ug/L		03/06/24 09:07	03/06/24 14:48	1

Lab Sample ID: LCS 460-962678/2-A — **Client Sample ID: Lab Control Sample**
Matrix: Water — **Prep Type: Total Recoverable**
Analysis Batch: 962740 — **Prep Batch: 962678**

Analyte	Spike Added	LCS Result	LCS Qualifier	Unit	D	%Rec	%Rec Limits
Arsenic	50.0	51.08		ug/L		102	80 - 120
Lead	25.0	24.21		ug/L		97	80 - 120

Lab Sample ID: 460-298890-E-6-C MS — **Client Sample ID: Matrix Spike**
Matrix: Water — **Prep Type: Total Recoverable**
Analysis Batch: 962740 — **Prep Batch: 962678**

Analyte	Sample Result	Sample Qualifier	Spike Added	MS Result	MS Qualifier	Unit	D	%Rec	%Rec Limits
Arsenic	22.2		50.0	72.12		ug/L		100	75 - 125
Lead	0.42	U	25.0	25.65		ug/L		103	75 - 125

Lab Sample ID: 460-298890-E-6-D MSD — **Client Sample ID: Matrix Spike Duplicate**
Matrix: Water — **Prep Type: Total Recoverable**
Analysis Batch: 962740 — **Prep Batch: 962678**

Analyte	Sample Result	Sample Qualifier	Spike Added	MSD Result	MSD Qualifier	Unit	D	%Rec	%Rec Limits	RPD	RPD Limit
Arsenic	22.2		50.0	73.46		ug/L		103	75 - 125	2	20
Lead	0.42	U	25.0	26.05		ug/L		104	75 - 125	2	20

Lab Sample ID: 460-298890-E-6-B DU — **Client Sample ID: Duplicate**
Matrix: Water — **Prep Type: Total Recoverable**
Analysis Batch: 962740 — **Prep Batch: 962678**

Analyte	Sample Result	Sample Qualifier	DU Result	DU Qualifier	Unit	D	RPD	RPD Limit
Arsenic	22.2		24.00		ug/L		8	20
Lead	0.42	U	0.42	U	ug/L		NC	20

Lab Sample ID: MB 460-961754/1-B — **Client Sample ID: Method Blank**
Matrix: Water — **Prep Type: Dissolved**
Analysis Batch: 961679 — **Prep Batch: 961755**

Analyte	MB Result	MB Qualifier	RL	MDL	Unit	D	Prepared	Analyzed	Dil Fac
Arsenic	1.2	U	2.0	1.2	ug/L		02/28/24 23:50	02/29/24 00:49	1
Lead	0.42	U	1.2	0.42	ug/L		02/28/24 23:50	02/29/24 00:49	1

Lab Sample ID: 460-298920-G-4-G MS — **Client Sample ID: Matrix Spike**
Matrix: Water — **Prep Type: Dissolved**
Analysis Batch: 961679 — **Prep Batch: 961755**

Analyte	Sample Result	Sample Qualifier	Spike Added	MS Result	MS Qualifier	Unit	D	%Rec	%Rec Limits
Arsenic	1.2	U	50.0	47.08		ug/L		94	75 - 125
Lead	0.42	U	25.0	22.09		ug/L		88	75 - 125

QC Sample Results

Client: Cornerstone Environmental Group, LLC
Project/Site: FORD Ringwood Mines E203361 (2024)

Job ID: 460-298900-1

Method: 6020B - Metals (ICP/MS)

Lab Sample ID: 460-298920-G-4-H MSD
Matrix: Water
Analysis Batch: 961679

Client Sample ID: Matrix Spike Duplicate
Prep Type: Dissolved
Prep Batch: 961755

Analyte	Sample Result	Sample Qualifier	Spike Added	MSD Result	MSD Qualifier	Unit	D	%Rec	%Rec Limits	RPD	RPD Limit
Arsenic	1.2	U	50.0	51.59		ug/L		103	75 - 125	9	20
Lead	0.42	U	25.0	21.54		ug/L		86	75 - 125	3	20

Lab Sample ID: 460-298920-G-4-F DU
Matrix: Water
Analysis Batch: 961679

Client Sample ID: Duplicate
Prep Type: Dissolved
Prep Batch: 961755

Analyte	Sample Result	Sample Qualifier		DU Result	DU Qualifier	Unit	D			RPD	RPD Limit
Arsenic	1.2	U		1.2	U	ug/L				NC	20
Lead	0.42	U		0.42	U	ug/L				NC	20

QC Association Summary

Client: Cornerstone Environmental Group, LLC
Project/Site: FORD Ringwood Mines E203361 (2024)

Job ID: 460-298900-1

GC/MS VOA

Analysis Batch: 962194

Lab Sample ID	Client Sample ID	Prep Type	Matrix	Method	Prep Batch
460-298900-1	RW-12S-(55-65)-022224	Total/NA	Water	8260D	
460-298900-2	RW-12D-(130-140)-022224	Total/NA	Water	8260D	
460-298900-3	RW-3DS-(155-160)-022224	Total/NA	Water	8260D	
460-298900-5	RW-3-(77-87)-022224	Total/NA	Water	8260D	
460-298900-6	RW-11D-(262-267)-022224	Total/NA	Water	8260D	
460-298900-7	RW-11S-(236-241)-022224	Total/NA	Water	8260D	
460-298900-8	TB-03	Total/NA	Water	8260D	
MB 460-962194/7	Method Blank	Total/NA	Water	8260D	
LCS 460-962194/3	Lab Control Sample	Total/NA	Water	8260D	
LCSD 460-962194/4	Lab Control Sample Dup	Total/NA	Water	8260D	

Analysis Batch: 962223

Lab Sample ID	Client Sample ID	Prep Type	Matrix	Method	Prep Batch
460-298900-4	RW-3DD-(175-180)-022224	Total/NA	Water	8260D	
MB 460-962223/8	Method Blank	Total/NA	Water	8260D	
LCS 460-962223/4	Lab Control Sample	Total/NA	Water	8260D	
LCSD 460-962223/5	Lab Control Sample Dup	Total/NA	Water	8260D	

Analysis Batch: 962377

Lab Sample ID	Client Sample ID	Prep Type	Matrix	Method	Prep Batch
460-298900-8	TB-03	Total/NA	Water	8260D SIM	
MB 460-962377/8	Method Blank	Total/NA	Water	8260D SIM	
LCS 460-962377/4	Lab Control Sample	Total/NA	Water	8260D SIM	
LCSD 460-962377/5	Lab Control Sample Dup	Total/NA	Water	8260D SIM	

Analysis Batch: 962418

Lab Sample ID	Client Sample ID	Prep Type	Matrix	Method	Prep Batch
460-298900-1	RW-12S-(55-65)-022224	Total/NA	Water	8260D SIM	
460-298900-2	RW-12D-(130-140)-022224	Total/NA	Water	8260D SIM	
460-298900-3	RW-3DS-(155-160)-022224	Total/NA	Water	8260D SIM	
460-298900-4	RW-3DD-(175-180)-022224	Total/NA	Water	8260D SIM	
460-298900-5	RW-3-(77-87)-022224	Total/NA	Water	8260D SIM	
460-298900-6	RW-11D-(262-267)-022224	Total/NA	Water	8260D SIM	
MB 460-962418/7	Method Blank	Total/NA	Water	8260D SIM	
LCS 460-962418/3	Lab Control Sample	Total/NA	Water	8260D SIM	
LCSD 460-962418/4	Lab Control Sample Dup	Total/NA	Water	8260D SIM	

Analysis Batch: 962583

Lab Sample ID	Client Sample ID	Prep Type	Matrix	Method	Prep Batch
460-298900-7	RW-11S-(236-241)-022224	Total/NA	Water	8260D SIM	
MB 460-962583/8	Method Blank	Total/NA	Water	8260D SIM	
LCS 460-962583/4	Lab Control Sample	Total/NA	Water	8260D SIM	
LCSD 460-962583/5	Lab Control Sample Dup	Total/NA	Water	8260D SIM	

GC/MS Semi VOA

Prep Batch: 961647

Lab Sample ID	Client Sample ID	Prep Type	Matrix	Method	Prep Batch
460-298900-1	RW-12S-(55-65)-022224	Total/NA	Water	3510C	
460-298900-2	RW-12D-(130-140)-022224	Total/NA	Water	3510C	
460-298900-3	RW-3DS-(155-160)-022224	Total/NA	Water	3510C	

GC/MS Semi VOA (Continued)

Prep Batch: 961647 (Continued)

Lab Sample ID	Client Sample ID	Prep Type	Matrix	Method	Prep Batch
460-298900-4	RW-3DD-(175-180)-022224	Total/NA	Water	3510C	
460-298900-5	RW-3-(77-87)-022224	Total/NA	Water	3510C	
460-298900-6	RW-11D-(262-267)-022224	Total/NA	Water	3510C	
460-298900-7	RW-11S-(236-241)-022224	Total/NA	Water	3510C	
MB 460-961647/1-A	Method Blank	Total/NA	Water	3510C	
LCS 460-961647/2-A	Lab Control Sample	Total/NA	Water	3510C	
LCSD 460-961647/3-A	Lab Control Sample Dup	Total/NA	Water	3510C	
460-298890-G-6-B MS	Matrix Spike	Total/NA	Water	3510C	
460-298890-G-6-C MSD	Matrix Spike Duplicate	Total/NA	Water	3510C	

Analysis Batch: 961785

Lab Sample ID	Client Sample ID	Prep Type	Matrix	Method	Prep Batch
460-298900-1	RW-12S-(55-65)-022224	Total/NA	Water	8270E SIM ID	961647
460-298900-2	RW-12D-(130-140)-022224	Total/NA	Water	8270E SIM ID	961647
MB 460-961647/1-A	Method Blank	Total/NA	Water	8270E SIM ID	961647
LCS 460-961647/2-A	Lab Control Sample	Total/NA	Water	8270E SIM ID	961647
LCSD 460-961647/3-A	Lab Control Sample Dup	Total/NA	Water	8270E SIM ID	961647
460-298890-G-6-B MS	Matrix Spike	Total/NA	Water	8270E SIM ID	961647
460-298890-G-6-C MSD	Matrix Spike Duplicate	Total/NA	Water	8270E SIM ID	961647

Analysis Batch: 961900

Lab Sample ID	Client Sample ID	Prep Type	Matrix	Method	Prep Batch
460-298900-3	RW-3DS-(155-160)-022224	Total/NA	Water	8270E SIM ID	961647
460-298900-4	RW-3DD-(175-180)-022224	Total/NA	Water	8270E SIM ID	961647
460-298900-5	RW-3-(77-87)-022224	Total/NA	Water	8270E SIM ID	961647
460-298900-6	RW-11D-(262-267)-022224	Total/NA	Water	8270E SIM ID	961647
460-298900-7	RW-11S-(236-241)-022224	Total/NA	Water	8270E SIM ID	961647

Metals

Analysis Batch: 961679

Lab Sample ID	Client Sample ID	Prep Type	Matrix	Method	Prep Batch
460-298900-1	RW-12S-(55-65)-022224	Dissolved	Water	6020B	961755
460-298900-2	RW-12D-(130-140)-022224	Dissolved	Water	6020B	961755
460-298900-3	RW-3DS-(155-160)-022224	Dissolved	Water	6020B	961755
460-298900-4	RW-3DD-(175-180)-022224	Dissolved	Water	6020B	961755
460-298900-5	RW-3-(77-87)-022224	Dissolved	Water	6020B	961755
460-298900-6	RW-11D-(262-267)-022224	Dissolved	Water	6020B	961755
460-298900-7	RW-11S-(236-241)-022224	Dissolved	Water	6020B	961755
MB 460-961754/1-B	Method Blank	Dissolved	Water	6020B	961755
LCS 460-961755/25-A	Lab Control Sample	Total Recoverable	Water	6020B	961755
460-298920-G-4-G MS	Matrix Spike	Dissolved	Water	6020B	961755
460-298920-G-4-H MSD	Matrix Spike Duplicate	Dissolved	Water	6020B	961755
460-298920-G-4-F DU	Duplicate	Dissolved	Water	6020B	961755

Filtration Batch: 961754

Lab Sample ID	Client Sample ID	Prep Type	Matrix	Method	Prep Batch
460-298900-1	RW-12S-(55-65)-022224	Dissolved	Water	FILTRATION	
460-298900-2	RW-12D-(130-140)-022224	Dissolved	Water	FILTRATION	
460-298900-3	RW-3DS-(155-160)-022224	Dissolved	Water	FILTRATION	
460-298900-4	RW-3DD-(175-180)-022224	Dissolved	Water	FILTRATION	

Metals (Continued)

Filtration Batch: 961754 (Continued)

Lab Sample ID	Client Sample ID	Prep Type	Matrix	Method	Prep Batch
460-298900-5	RW-3-(77-87)-022224	Dissolved	Water	FILTRATION	
460-298900-6	RW-11D-(262-267)-022224	Dissolved	Water	FILTRATION	
460-298900-7	RW-11S-(236-241)-022224	Dissolved	Water	FILTRATION	
MB 460-961754/1-B	Method Blank	Dissolved	Water	FILTRATION	
460-298920-G-4-G MS	Matrix Spike	Dissolved	Water	FILTRATION	
460-298920-G-4-H MSD	Matrix Spike Duplicate	Dissolved	Water	FILTRATION	
460-298920-G-4-F DU	Duplicate	Dissolved	Water	FILTRATION	

Prep Batch: 961755

Lab Sample ID	Client Sample ID	Prep Type	Matrix	Method	Prep Batch
460-298900-1	RW-12S-(55-65)-022224	Dissolved	Water	3005A	961754
460-298900-2	RW-12D-(130-140)-022224	Dissolved	Water	3005A	961754
460-298900-3	RW-3DS-(155-160)-022224	Dissolved	Water	3005A	961754
460-298900-4	RW-3DD-(175-180)-022224	Dissolved	Water	3005A	961754
460-298900-5	RW-3-(77-87)-022224	Dissolved	Water	3005A	961754
460-298900-6	RW-11D-(262-267)-022224	Dissolved	Water	3005A	961754
460-298900-7	RW-11S-(236-241)-022224	Dissolved	Water	3005A	961754
MB 460-961754/1-B	Method Blank	Dissolved	Water	3005A	961754
LCS 460-961755/25-A	Lab Control Sample	Total Recoverable	Water	3005A	
460-298920-G-4-G MS	Matrix Spike	Dissolved	Water	3005A	961754
460-298920-G-4-H MSD	Matrix Spike Duplicate	Dissolved	Water	3005A	961754
460-298920-G-4-F DU	Duplicate	Dissolved	Water	3005A	961754

Prep Batch: 962678

Lab Sample ID	Client Sample ID	Prep Type	Matrix	Method	Prep Batch
460-298900-1	RW-12S-(55-65)-022224	Total Recoverable	Water	3005A	
460-298900-2	RW-12D-(130-140)-022224	Total Recoverable	Water	3005A	
460-298900-3	RW-3DS-(155-160)-022224	Total Recoverable	Water	3005A	
460-298900-4	RW-3DD-(175-180)-022224	Total Recoverable	Water	3005A	
460-298900-5	RW-3-(77-87)-022224	Total Recoverable	Water	3005A	
460-298900-6	RW-11D-(262-267)-022224	Total Recoverable	Water	3005A	
460-298900-7	RW-11S-(236-241)-022224	Total Recoverable	Water	3005A	
MB 460-962678/1-A	Method Blank	Total Recoverable	Water	3005A	
LCS 460-962678/2-A	Lab Control Sample	Total Recoverable	Water	3005A	
460-298890-E-6-C MS	Matrix Spike	Total Recoverable	Water	3005A	
460-298890-E-6-D MSD	Matrix Spike Duplicate	Total Recoverable	Water	3005A	
460-298890-E-6-B DU	Duplicate	Total Recoverable	Water	3005A	

Analysis Batch: 962729

Lab Sample ID	Client Sample ID	Prep Type	Matrix	Method	Prep Batch
460-298900-1	RW-12S-(55-65)-022224	Total Recoverable	Water	6020B	962678
460-298900-2	RW-12D-(130-140)-022224	Total Recoverable	Water	6020B	962678
460-298900-3	RW-3DS-(155-160)-022224	Total Recoverable	Water	6020B	962678
460-298900-4	RW-3DD-(175-180)-022224	Total Recoverable	Water	6020B	962678
460-298900-5	RW-3-(77-87)-022224	Total Recoverable	Water	6020B	962678
460-298900-6	RW-11D-(262-267)-022224	Total Recoverable	Water	6020B	962678
460-298900-7	RW-11S-(236-241)-022224	Total Recoverable	Water	6020B	962678

Analysis Batch: 962740

Lab Sample ID	Client Sample ID	Prep Type	Matrix	Method	Prep Batch
MB 460-962678/1-A	Method Blank	Total Recoverable	Water	6020B	962678

Metals (Continued)

Analysis Batch: 962740 (Continued)

Lab Sample ID	Client Sample ID	Prep Type	Matrix	Method	Prep Batch
LCS 460-962678/2-A	Lab Control Sample	Total Recoverable	Water	6020B	962678
460-298890-E-6-C MS	Matrix Spike	Total Recoverable	Water	6020B	962678
460-298890-E-6-D MSD	Matrix Spike Duplicate	Total Recoverable	Water	6020B	962678
460-298890-E-6-B DU	Duplicate	Total Recoverable	Water	6020B	962678

Lab Chronicle

Client: Cornerstone Environmental Group, LLC
Project/Site: FORD Ringwood Mines E203361 (2024)

Job ID: 460-298900-1

Client Sample ID: RW-12S-(55-65)-022224

Lab Sample ID: 460-298900-1

Date Collected: 02/22/24 10:00
Matrix: Water
Date Received: 02/23/24 18:00

Prep Type	Batch Type	Batch Method	Run	Dilution Factor	Batch Number	Analyst	Lab	Prepared or Analyzed
Total/NA	Analysis	8260D		1	962194	KLB	EET EDI	03/03/24 18:26
Total/NA	Analysis	8260D SIM		1	962418	SZD	EET EDI	03/05/24 09:53
Total/NA	Prep	3510C			961647	NMP	EET EDI	02/28/24 12:48
Total/NA	Analysis	8270E SIM ID		1	961785	DXD	EET EDI	02/29/24 12:44
Dissolved	Filtration	FILTRATION			961754	VAD	EET EDI	02/28/24 23:40
Dissolved	Prep	3005A			961755	VAD	EET EDI	02/28/24 23:50
Dissolved	Analysis	6020B		1	961679	CDC	EET EDI	02/29/24 02:27
Total Recoverable	Prep	3005A			962678	JKF	EET EDI	03/06/24 09:07
Total Recoverable	Analysis	6020B		1	962729	CDC	EET EDI	03/06/24 22:19

Client Sample ID: RW-12D-(130-140)-022224

Lab Sample ID: 460-298900-2

Date Collected: 02/22/24 10:30
Matrix: Water
Date Received: 02/23/24 18:00

Prep Type	Batch Type	Batch Method	Run	Dilution Factor	Batch Number	Analyst	Lab	Prepared or Analyzed
Total/NA	Analysis	8260D		1	962194	KLB	EET EDI	03/03/24 18:49
Total/NA	Analysis	8260D SIM		1	962418	SZD	EET EDI	03/05/24 10:14
Total/NA	Prep	3510C			961647	NMP	EET EDI	02/28/24 12:48
Total/NA	Analysis	8270E SIM ID		1	961785	DXD	EET EDI	02/29/24 13:00
Dissolved	Filtration	FILTRATION			961754	VAD	EET EDI	02/28/24 23:40
Dissolved	Prep	3005A			961755	VAD	EET EDI	02/28/24 23:50
Dissolved	Analysis	6020B		1	961679	CDC	EET EDI	02/29/24 02:34
Total Recoverable	Prep	3005A			962678	JKF	EET EDI	03/06/24 09:07
Total Recoverable	Analysis	6020B		1	962729	CDC	EET EDI	03/06/24 22:21

Client Sample ID: RW-3DS-(155-160)-022224

Lab Sample ID: 460-298900-3

Date Collected: 02/22/24 11:50
Matrix: Water
Date Received: 02/23/24 18:00

Prep Type	Batch Type	Batch Method	Run	Dilution Factor	Batch Number	Analyst	Lab	Prepared or Analyzed
Total/NA	Analysis	8260D		1	962194	KLB	EET EDI	03/03/24 19:11
Total/NA	Analysis	8260D SIM		1	962418	SZD	EET EDI	03/05/24 10:36
Total/NA	Prep	3510C			961647	NMP	EET EDI	02/28/24 12:48
Total/NA	Analysis	8270E SIM ID		1	961900	MDJ	EET EDI	02/29/24 15:53
Dissolved	Filtration	FILTRATION			961754	VAD	EET EDI	02/28/24 23:40
Dissolved	Prep	3005A			961755	VAD	EET EDI	02/28/24 23:50
Dissolved	Analysis	6020B		1	961679	CDC	EET EDI	02/29/24 02:36
Total Recoverable	Prep	3005A			962678	JKF	EET EDI	03/06/24 09:07
Total Recoverable	Analysis	6020B		1	962729	CDC	EET EDI	03/06/24 22:24

Lab Chronicle

Client: Cornerstone Environmental Group, LLC
Project/Site: FORD Ringwood Mines E203361 (2024)

Job ID: 460-298900-1

Client Sample ID: RW-3DD-(175-180)-022224

Lab Sample ID: 460-298900-4
Date Collected: 02/22/24 12:15
Matrix: Water
Date Received: 02/23/24 18:00

Prep Type	Batch Type	Batch Method	Run	Dilution Factor	Batch Number	Analyst	Lab	Prepared or Analyzed
Total/NA	Analysis	8260D		1	962223	SZD	EET EDI	03/04/24 10:30
Total/NA	Analysis	8260D SIM		1	962418	SZD	EET EDI	03/05/24 10:58
Total/NA	Prep	3510C			961647	NMP	EET EDI	02/28/24 12:48
Total/NA	Analysis	8270E SIM ID		1	961900	MDJ	EET EDI	02/29/24 16:08
Dissolved	Filtration	FILTRATION			961754	VAD	EET EDI	02/28/24 23:40
Dissolved	Prep	3005A			961755	VAD	EET EDI	02/28/24 23:50
Dissolved	Analysis	6020B		1	961679	CDC	EET EDI	02/29/24 02:38
Total Recoverable	Prep	3005A			962678	JKF	EET EDI	03/06/24 09:07
Total Recoverable	Analysis	6020B		1	962729	CDC	EET EDI	03/06/24 22:26

Client Sample ID: RW-3-(77-87)-022224

Lab Sample ID: 460-298900-5
Date Collected: 02/22/24 12:50
Matrix: Water
Date Received: 02/23/24 18:00

Prep Type	Batch Type	Batch Method	Run	Dilution Factor	Batch Number	Analyst	Lab	Prepared or Analyzed
Total/NA	Analysis	8260D		1	962194	KLB	EET EDI	03/03/24 19:57
Total/NA	Analysis	8260D SIM		1	962418	SZD	EET EDI	03/05/24 11:20
Total/NA	Prep	3510C			961647	NMP	EET EDI	02/28/24 12:48
Total/NA	Analysis	8270E SIM ID		1	961900	MDJ	EET EDI	02/29/24 16:23
Dissolved	Filtration	FILTRATION			961754	VAD	EET EDI	02/28/24 23:40
Dissolved	Prep	3005A			961755	VAD	EET EDI	02/28/24 23:50
Dissolved	Analysis	6020B		1	961679	CDC	EET EDI	02/29/24 02:41
Total Recoverable	Prep	3005A			962678	JKF	EET EDI	03/06/24 09:07
Total Recoverable	Analysis	6020B		1	962729	CDC	EET EDI	03/06/24 22:29

Client Sample ID: RW-11D-(262-267)-022224

Lab Sample ID: 460-298900-6
Date Collected: 02/22/24 13:25
Matrix: Water
Date Received: 02/23/24 18:00

Prep Type	Batch Type	Batch Method	Run	Dilution Factor	Batch Number	Analyst	Lab	Prepared or Analyzed
Total/NA	Analysis	8260D		1	962194	KLB	EET EDI	03/03/24 20:19
Total/NA	Analysis	8260D SIM		1	962418	SZD	EET EDI	03/05/24 11:41
Total/NA	Prep	3510C			961647	NMP	EET EDI	02/28/24 12:48
Total/NA	Analysis	8270E SIM ID		1	961900	MDJ	EET EDI	02/29/24 16:39
Dissolved	Filtration	FILTRATION			961754	VAD	EET EDI	02/28/24 23:40
Dissolved	Prep	3005A			961755	VAD	EET EDI	02/28/24 23:50
Dissolved	Analysis	6020B		1	961679	CDC	EET EDI	02/29/24 02:43
Total Recoverable	Prep	3005A			962678	JKF	EET EDI	03/06/24 09:07
Total Recoverable	Analysis	6020B		1	962729	CDC	EET EDI	03/06/24 19:34

Lab Chronicle

Client: Cornerstone Environmental Group, LLC
Project/Site: FORD Ringwood Mines E203361 (2024)

Job ID: 460-298900-1

Client Sample ID: RW-11S-(236-241)-022224

Lab Sample ID: 460-298900-7

Date Collected: 02/22/24 14:00
Matrix: Water
Date Received: 02/23/24 18:00

Prep Type	Batch Type	Batch Method	Run	Dilution Factor	Batch Number	Analyst	Lab	Prepared or Analyzed
Total/NA	Analysis	8260D		1	962194	KLB	EET EDI	03/03/24 20:42
Total/NA	Analysis	8260D SIM		1	962583	KLB	EET EDI	03/05/24 23:41
Total/NA	Prep	3510C			961647	NMP	EET EDI	02/28/24 14:12
Total/NA	Analysis	8270E SIM ID		1	961900	MDJ	EET EDI	02/29/24 16:54
Dissolved	Filtration	FILTRATION			961754	VAD	EET EDI	02/28/24 23:40
Dissolved	Prep	3005A			961755	VAD	EET EDI	02/28/24 23:50
Dissolved	Analysis	6020B		1	961679	CDC	EET EDI	02/29/24 02:46
Total Recoverable	Prep	3005A			962678	JKF	EET EDI	03/06/24 09:07
Total Recoverable	Analysis	6020B		1	962729	CDC	EET EDI	03/06/24 19:36

Client Sample ID: TB-03

Lab Sample ID: 460-298900-8

Date Collected: 02/22/24 00:00
Matrix: Water
Date Received: 02/23/24 18:00

Prep Type	Batch Type	Batch Method	Run	Dilution Factor	Batch Number	Analyst	Lab	Prepared or Analyzed
Total/NA	Analysis	8260D		1	962194	KLB	EET EDI	03/03/24 14:40
Total/NA	Analysis	8260D SIM		1	962377	KLB	EET EDI	03/05/24 03:16

Laboratory References:

EET EDI = Eurofins Edison, 777 New Durham Road, Edison, NJ 08817, TEL (732)549-3900

Accreditation/Certification Summary

Client: Cornerstone Environmental Group, LLC
Job ID: 460-298900-1
Project/Site: FORD Ringwood Mines E203361 (2024)

Laboratory: Eurofins Edison

Unless otherwise noted, all analytes for this laboratory were covered under each accreditation/certification below.

Authority	Program	Identification Number	Expiration Date
New Jersey	NELAP	12028	06-30-24

The following analytes are included in this report, but the laboratory is not certified by the governing authority. This list may include analytes for which the agency does not offer certification.

Analysis Method	Prep Method	Matrix	Analyte
8260D SIM		Water	1,2,3-Trichloropropane
8260D SIM		Water	1,2-Dibromo-3-Chloropropane
8260D SIM		Water	Ethylene Dibromide

Method Summary

Client: Cornerstone Environmental Group, LLC
Project/Site: FORD Ringwood Mines E203361 (2024)

Job ID: 460-298900-1

Method	Method Description	Protocol	Laboratory
8260D	Volatile Organic Compounds by GC/MS	SW846	EET EDI
8260D SIM	Volatile Organic Compounds (GC/MS)	SW846	EET EDI
8270E SIM ID	Semivolatile Organic Compounds (GC/MS SIM / Isotope Dilution)	SW846	EET EDI
6020B	Metals (ICP/MS)	SW846	EET EDI
3005A	Preparation, Total Recoverable or Dissolved Metals	SW846	EET EDI
3510C	Liquid-Liquid Extraction (Separatory Funnel)	SW846	EET EDI
5030C	Purge and Trap	SW846	EET EDI
FILTRATION	Sample Filtration	None	EET EDI

Protocol References:

None = None

SW846 = "Test Methods For Evaluating Solid Waste, Physical/Chemical Methods", Third Edition, November 1986 And Its Updates.

Laboratory References:

EET EDI = Eurofins Edison, 777 New Durham Road, Edison, NJ 08817, TEL (732)549-3900

Sample Summary

Client: Cornerstone Environmental Group, LLC
Project/Site: FORD Ringwood Mines E203361 (2024)

Job ID: 460-298900-1

Lab Sample ID	Client Sample ID	Matrix	Collected	Received
460-298900-1	RW-12S-(55-65)-022224	Water	02/22/24 10:00	02/23/24 18:00
460-298900-2	RW-12D-(130-140)-022224	Water	02/22/24 10:30	02/23/24 18:00
460-298900-3	RW-3DS-(155-160)-022224	Water	02/22/24 11:50	02/23/24 18:00
460-298900-4	RW-3DD-(175-180)-022224	Water	02/22/24 12:15	02/23/24 18:00
460-298900-5	RW-3-(77-87)-022224	Water	02/22/24 12:50	02/23/24 18:00
460-298900-6	RW-11D-(262-267)-022224	Water	02/22/24 13:25	02/23/24 18:00
460-298900-7	RW-11S-(236-241)-022224	Water	02/22/24 14:00	02/23/24 18:00
460-298900-8	TB-03	Water	02/22/24 00:00	02/23/24 18:00

Chain of Custody Record

634808

eurofins | Environment Testing America

Address: _____

Regulatory Program: ☐ DW ☐ NPDES ☐ RCRA ☐ Other

TAL-8210

Client Contact	Project Manager: Tim Roeper	Site Contact:	Date:	COC No:
Company Name: Tetra Tech	Tel/Email: tim.roeper@tetratech.	Lab Contact:	Carrier:	____ of ____ COCs
Address: 100 Crystal Run Rd	Analysis Turnaround Time (con			Sampler:
City/State/Zip: Middletown NY 10941	☐ CALENDAR DAYS ☐ WORKING DAYS			For Lab Use Only:
Phone: 845-695 0200	TAT if different from Below ____			Walk-in Client:
Fax:	☒ 2 weeks			Lab Sampling
Project Name: Ringwood Mine - FURD	☐ 1 week			
Site: Ringwood NJ	☐ 2 days			Job / SDG No: 298900
PO#: 209-4213111-003	☐ 1 day			

Sample Identification	Sample Date	Sample Time	Sample Type (C=Comp, G=Grab)	Matrix	# of Cont.	Filtered Sample (Y/N)	Perform MS/MSD (Y/N)	8260D - TCL VOCs	6020B - As, Pb	6020B - DISS. As, Pb	8270E - 1,4 Dioxane w/ Isotope Dilution	Sample Specific Notes:
RW-12S-(55-65)-022224	2/22/24	1000	G	GW	8	N	N	X	X	X	X	1
RW-12D-(130-140)-022224	2/22/24	1030	G	GW	8	N	N	X	X	X	X	2
RW-3DS-(155-160)-022224	2/22/24	1150	G	GW	8	N	N	X	X	X	X	3
RW-3DD-(175-180)-022224	2/22/24	1215	G	GW	8	N	N	X	X	X	X	4
RW-3-(77-87)-022224	2/22/24	1250	G	GW	8	N	N	X	X	X	X	5
RW-11D-(262-267)-022224	2/22/24	1325	G	GW	8	N	N	X	X	X	X	6
RW-11S-(236-241)-022224	2/22/24	1400	G	GW	8	N	N	X	X	X	X	7
TB-03	2/22/24	—	G	BW	2	N	N	X				8

460-298900 Chain of Custody

Preservation Used: 1= Ice, 2= HCl; 3= H2SO4; 4=HNO3; 5=NaOH; 6= Other _____

Possible Hazard Identification
Are any samples from a listed EPA Hazardous Waste? Please List any EPA Waste Codes for the sample in the Comments Section if the lab is to dispose of the sample

☒ Non-Hazard ☐ Flammable ☐ Skin Irritant ☐ Poison B ☐ Unknown

Sample Disposal (A fee may be assessed if samples are retained longer than 1 month)

☐ Return to Client ☒ Disposal by Lab ☐ Archive for _____ Months

Special Instructions/QC Requirements & Comments

Custody Seals Intact: ☐ Yes ☐ No | Custody Seal No | Cooler Temp. (°C). Obs'd. _____ Corr'd: _____ | Therm ID No. _____

Relinquished by	Company	Date/Time	Received by	Company	Date/Time
Daniel Wheeler	TT	02/23/24 / 1245	[illegible]	ETA	2-23-24 1245
[illegible]	ETA 2-23-24	1700	[illegible]	[illegible]	2-23-24 / 1700
[illegible]	[illegible] 2-23-24	1800	[illegible]	GGTG	2/23/24 1800

FUMSFORD 212

Page 48 of 50

8/2024

Eurofins TestAmerica Edison
Receipt Temperature and pH Log

Job Number: 298900

Number of Coolers: 1 IR Gun # 9

Cooler Temperatures

	RAW	CORRECTED		RAW	CORRECTED		RAW	CORRECTED
Cooler #1	24°C	28°C	Cooler #4:	°C	°C	Cooler #7:	°C	°C
Cooler #2:	°C	°C	Cooler #5:	°C	°C	Cooler #8:	°C	°C
Cooler #3:	°C	°C	Cooler #6:	°C	°C	Cooler #9:	°C	°C

TALS Sample Number	Ammonia (pH<2)	COD (pH<2)	Nitrate Nitrite (pH<2)	Metals* (pH<2)	Hardness (pH<2)	Pest (pH 5-9)	EPH or QAM (pH<2)	Phenols (pH<2)	Sulfide (pH>9)	TKN (pH<2)	TOC (pH<2)	Total Cyanide (pH>12)	Total Phos (pH<2)	Other	Other
1				<2											
2				<2											
3				<2											
4				<2											
5				<2											
6				<2											
7				<2											

If pH adjustments are required record the information below*

Sample No(s). adjusted. _____

Preservative Name/Conc. _____ Volume of Preservative used (ml) _____

Lot # of Preservative(s) _____ Expiration Date. _____

The appropriate Project Manager and Department Manager should be notified about the samples which were pH adjusted.

** Samples for Metal analysis which are out of compliance must be acidified at least 24 hours prior to analysis.*

EDS-WI-038, Rev 4.1
10/22/2019

Initials: Leonard Date: 2 23 24

Login Sample Receipt Checklist

Client: Cornerstone Environmental Group, LLC

Job Number: 460-298900-1

Login Number: 298900
List Number: 1
Creator: Rivera, Kenneth

List Source: Eurofins Edison

Question	Answer	Comment
Radioactivity wasn't checked or is </= background as measured by a survey meter.	N/A	
The cooler's custody seal, if present, is intact.	True	
Sample custody seals, if present, are intact.	True	
The cooler or samples do not appear to have been compromised or tampered with.	True	
Samples were received on ice.	True	
Cooler Temperature is acceptable.	True	
Cooler Temperature is recorded.	True	
COC is present.	True	
COC is filled out in ink and legible.	True	
COC is filled out with all pertinent information.	True	
Is the Field Sampler's name present on COC?	True	
There are no discrepancies between the containers received and the COC.	True	
Samples are received within Holding Time (excluding tests with immediate HTs)	True	
Sample containers have legible labels.	True	
Containers are not broken or leaking.	True	
Sample collection date/times are provided.	True	
Appropriate sample containers are used.	True	
Sample bottles are completely filled.	True	
Sample Preservation Verified.	True	
There is sufficient vol. for all requested analyses, incl. any requested MS/MSDs	True	
Containers requiring zero headspace have no headspace or bubble is <6mm (1/4").	True	
Multiphasic samples are not present.	True	
Samples do not require splitting or compositing.	True	
Residual Chlorine Checked.	N/A	

eurofins | Environment Testing

ANALYTICAL REPORT

PREPARED FOR

Attn: Dr. Tim Roeper
Cornerstone Environmental Group, LLC
100 Crystal Run Road
Suite 101
Middletown, New York 10941

Generated 3/12/2024 9:21:40 AM

JOB DESCRIPTION

FORD Ringwood Mines E203361 (2024)

JOB NUMBER

460-298901-1

Eurofins Edison
777 New Durham Road
Edison NJ 08817

See page two for job notes and contact information.

my EOL

Eurofins Edison

Job Notes

This report may not be reproduced except in full, and with written approval from the laboratory. The results relate only to the samples tested. For questions please contact the Project Manager at the e-mail address or telephone number listed on this page.

The test results in this report relate only to the samples as received by the laboratory and will meet all requirements of the methodology, with any exceptions noted. This report shall not be reproduced except in full, without the express written approval of the laboratory. All questions should be directed to the Eurofins Environment Testing Northeast, LLC Project Manager.

Authorization

Generated
3/12/2024 9:21:40 AM

Authorized for release by
Patricia Grieco, Senior Project Manager
Patricia.Grieco@et.eurofinsus.com
Designee for
Maria Luisa Cruz, Project Manager II
Maria.Cruz@et.eurofinsus.com
(732)549-3900

Table of Contents

Cover Page 1
Table of Contents 3
Definitions/Glossary 4
Case Narrative 5
Detection Summary 8
Client Sample Results 9
Surrogate Summary 14
Isotope Dilution Summary 15
QC Sample Results 16
QC Association Summary 23
Lab Chronicle 25
Certification Summary 26
Method Summary 27
Sample Summary 28
Chain of Custody 29
Receipt Checklists 31

Qualifiers

GC/MS VOA

Qualifier	Qualifier Description
J	Result is less than the RL but greater than or equal to the MDL and the concentration is an approximate value.
U	Indicates the analyte was analyzed for but not detected.

GC/MS Semi VOA

Qualifier	Qualifier Description
U	Indicates the analyte was analyzed for but not detected.

Metals

Qualifier	Qualifier Description
J	Result is less than the RL but greater than or equal to the MDL and the concentration is an approximate value.
U	Indicates the analyte was analyzed for but not detected.

Glossary

Abbreviation	These commonly used abbreviations may or may not be present in this report.
¤	Listed under the "D" column to designate that the result is reported on a dry weight basis
%R	Percent Recovery
CFL	Contains Free Liquid
CFU	Colony Forming Unit
CNF	Contains No Free Liquid
DER	Duplicate Error Ratio (normalized absolute difference)
Dil Fac	Dilution Factor
DL	Detection Limit (DoD/DOE)
DL, RA, RE, IN	Indicates a Dilution, Re-analysis, Re-extraction, or additional Initial metals/anion analysis of the sample
DLC	Decision Level Concentration (Radiochemistry)
EDL	Estimated Detection Limit (Dioxin)
LOD	Limit of Detection (DoD/DOE)
LOQ	Limit of Quantitation (DoD/DOE)
MCL	EPA recommended "Maximum Contaminant Level"
MDA	Minimum Detectable Activity (Radiochemistry)
MDC	Minimum Detectable Concentration (Radiochemistry)
MDL	Method Detection Limit
ML	Minimum Level (Dioxin)
MPN	Most Probable Number
MQL	Method Quantitation Limit
NC	Not Calculated
ND	Not Detected at the reporting limit (or MDL or EDL if shown)
NEG	Negative / Absent
POS	Positive / Present
PQL	Practical Quantitation Limit
PRES	Presumptive
QC	Quality Control
RER	Relative Error Ratio (Radiochemistry)
RL	Reporting Limit or Requested Limit (Radiochemistry)
RPD	Relative Percent Difference, a measure of the relative difference between two points
TEF	Toxicity Equivalent Factor (Dioxin)
TEQ	Toxicity Equivalent Quotient (Dioxin)
TNTC	Too Numerous To Count

DATA OF KNOWN QUALITY CONFORMANCE/NON-CONFORMANCE SUMMARY QUESTIONNAIRE

Laboratory Name: Eurofins Edison

Client: Cornerstone Environmental Group, LLC

Project Location: FORD Ringwood Mines E203361 (2024)

Project Number: 460-298901-1

Laboratory Sample ID(s): 460-298901-1, 460-298901-2, 460-298901-3

Sampling Date(s): 02/26/2024

List DKQP Methods Used: 8260D, 8260D SIM, 6020B

1	For each analytical method referenced in this laboratory report package, were all specified QA/QC performance criteria followed, including the requirement to explain any criteria falling outside of acceptable guidelines, as specified in the NJDEP Data of Known Quality performance standards?	☑Yes ☐No
1A	Were the method specified handling, preservation, and holding time requirements met?	☐Yes ☐No ☑ See case narrative
1B	*EPH Method:* Was the EPH method conducted without significant modifications? (see Section 11.3 of respective DKQ methods)	☐Yes ☐No ☑N/A
2	Were all samples received by the laboratory in a condition consistent with that described on the associated chain-of-custody documents(s)?	☐Yes ☐No ☑ See case narrative
3	Were samples received at an appropriate temperature (4±2° C)?	☑Yes ☐No ☐N/A
4	Were all QA/QC performance criteria specified in the NJDEP DKQP standards achieved?	☐Yes ☑No
5	a) Were reporting limits specified or referenced on the chain-of-custody or communicated to the laboratory prior to sample receipt?	☐Yes ☐No ☑ See case narrative
	b) Were these reporting limits met?	☐Yes ☐No ☐N/A ☑ See case narrative
6	For each analytical method referenced in this laboratory report package, were results reported for all constituents identified in the method-specific analyte lists presented in the DKQP documents and/or site-specific QAPP?	☑Yes ☐No
7	Are project-specific matrix spike and/or laboratory duplicates included in this data set?	☐Yes ☑No

Notes: For all questions to which the response was "No" (with the exception of question #7), additional information should be provided in an attached narrative. If the answer to question #1, #1A, or #1B is "No", the data package does not meet requirements for "Data of Known Quality."

CASE NARRATIVE

Client: Cornerstone Environmental Group, LLC

Project: FORD Ringwood Mines E203361 (2024)

Report Number: 460-298901-1

This case narrative is in the form of an exception report, where only the anomalies related to this report, method specific performance and/or QA/QC issues are discussed. If there are no issues to report, this narrative will include a statement that documents that there are no relevant data issues.

It should be noted that samples with elevated Reporting Limits (RLs) as a result of a dilution may not be able to satisfy customer reporting limits in some cases. Such increases in the RLs are unavoidable but acceptable consequence of sample dilution that enables quantification of target analytes or interferences which exceed the calibration range of the instrument.

Calculations are performed before rounding to avoid round-off errors in calculated results.

All holding times were met and proper preservation noted for the methods performed on these samples, unless otherwise detailed in the individual sections below.

RECEIPT
The samples were received on 02/27/2024; the samples arrived in good condition, properly preserved and on ice. The temperature of the coolers at receipt was 1.8 C.

Note: All samples which require thermal preservation are considered acceptable if the arrival temperature is within 2C of the required temperature or method specified range. For samples with a specified temperature of 4C, samples with a temperature ranging from just above freezing temperature of water to 6C shall be acceptable. Samples that are hand delivered immediately following collection may not meet these criteria, however they will be deemed acceptable according to NELAC standards, if there is evidence that the chilling process has begun, such as arrival on ice, etc.

VOLATILE ORGANIC COMPOUNDS (GC/MS) DKQP (TOTAL)
Samples OB-27-022624 (460-298901-1), OB-11R-022624 (460-298901-2) and TB-04 (460-298901-3) were analyzed for Volatile Organic Compounds (GC/MS) DKQP (Total) in accordance with EPA SW-846 Method 8260D (DKQP). The samples were analyzed on 02/28/2024 and 02/29/2024.

The continuing calibration verification (CCV) associated with batch 460-961672 recovered above the upper control limit for 1,1,2-Trichloro-1,2,2-trifluoroethane. The samples associated with this CCV were non-detect for the affected analyte; therefore, the data have been reported.

Target analytes were detected in the TB. Field label was verified: TB-04 (460-298901-3). These analytes were not detected in the associated samples.

No additional analytical or quality issues were noted, other than those described above or in the Definitions/Glossary page.

All quality control parameters were within the acceptance limits.

VOLATILE ORGANIC COMPOUNDS (GC/MS) - SELECTED ION MODE (SIM) DKQP (TOTAL)
Samples OB-27-022624 (460-298901-1), OB-11R-022624 (460-298901-2) and TB-04 (460-298901-3) were analyzed for Volatile Organic Compounds (GC/MS) - Selected Ion Mode (SIM) DKQP (Total) in accordance with EPA SW-846 Method 8260D (DKQP) - Selected Ion Mode (SIM) DKQP. The samples were analyzed on 03/05/2024.

No difficulties were encountered during the VOA SIM analysis.

All quality control parameters were within the acceptance limits.

SEMIVOLATILE ORGANIC COMPOUNDS - SELECTED ION MODE (SIM) - ISOTOPE DILUTION - 1,4 DIOXANE
Samples OB-27-022624 (460-298901-1) and OB-11R-022624 (460-298901-2) were analyzed for semivolatile organic compounds - Selected Ion Mode (SIM) - Isotope Dilution - 1,4 Dioxane in accordance with EPA SW-846 Method 8270E SIM 1,4Dioxane. The samples were prepared on 02/28/2024 and 02/29/2024 and analyzed on 02/29/2024.

No difficulties were encountered during the 1,4 Dioxane analysis.

All quality control parameters were within the acceptance limits.

METALS DKQP (DISSOLVED)(ICP/MS)
Samples OB-27-022624 (460-298901-1) and OB-11R-022624 (460-298901-2) were analyzed for Metals DKQP (Dissolved)(ICP/MS) in accordance with EPA SW-846 Method 6020B (DKQP). The samples were prepared on 02/28/2024 and analyzed on 03/01/2024.

The following samples were not filtered and preserved within 15 minutes of sample collection in accordance with 40 CFR Part 136 Table II, Footnote 7, method 6020B. The samples were filtered prior to analysis at the laboratory.

OB-27-022624 (460-298901-1) and OB-11R-022624 (460-298901-2)

No difficulties were encountered during the Metals DKQP (Dissolved)(ICP/MS) analysis.

All quality control parameters were within the acceptance limits.

METALS DKQP (TOTAL)(ICP/MS)
Samples OB-27-022624 (460-298901-1) and OB-11R-022624 (460-298901-2) were analyzed for Metals DKQP (Total)(ICP/MS) in accordance with EPA SW-846 Method 6020B (DKQP). The samples were prepared on 03/07/2024 and analyzed on 03/08/2024.

No other difficulties were encountered during the Metals DKQP (Total)(ICP/MS) analysis.

All other quality control parameters were within the acceptance limits.

Detection Summary

Client: Cornerstone Environmental Group, LLC
Project/Site: FORD Ringwood Mines E203361 (2024)

Job ID: 460-298901-1

Client Sample ID: OB-27-022624 — Lab Sample ID: 460-298901-1

Analyte	Result	Qualifier	RL	MDL	Unit	Dil Fac	D	Method	Prep Type
1,4-Dioxane	6.4		0.40	0.33	ug/L	1		8260D SIM	Total/NA
1,1-Dichloroethane	0.45	J	1.0	0.26	ug/L	1		8260D	Total/NA
Chloroethane	64		1.0	0.32	ug/L	1		8260D	Total/NA
cis-1,2-Dichloroethene	0.33	J	1.0	0.22	ug/L	1		8260D	Total/NA
Cyclohexane	1.6		1.0	0.32	ug/L	1		8260D	Total/NA
Isopropylbenzene	2.4		1.0	0.34	ug/L	1		8260D	Total/NA
Methylcyclohexane	1.0		1.0	0.71	ug/L	1		8260D	Total/NA
1,4-Dioxane	4.2		0.20	0.072	ug/L	1		8270E SIM ID	Total/NA
Arsenic	25.8		2.0	1.2	ug/L	1		6020B	Total Recoverable
Lead	0.60	J	1.2	0.42	ug/L	1		6020B	Total Recoverable

Client Sample ID: OB-11R-022624 — Lab Sample ID: 460-298901-2

Analyte	Result	Qualifier	RL	MDL	Unit	Dil Fac	D	Method	Prep Type
1,4-Dioxane	7.6		0.40	0.33	ug/L	1		8260D SIM	Total/NA
Benzene	0.57	J	1.0	0.20	ug/L	1		8260D	Total/NA
Chloroethane	36		1.0	0.32	ug/L	1		8260D	Total/NA
cis-1,2-Dichloroethene	0.44	J	1.0	0.22	ug/L	1		8260D	Total/NA
Cyclohexane	3.1		1.0	0.32	ug/L	1		8260D	Total/NA
Isopropylbenzene	0.83	J	1.0	0.34	ug/L	1		8260D	Total/NA
Methylcyclohexane	0.85	J	1.0	0.71	ug/L	1		8260D	Total/NA
1,4-Dioxane	4.2		0.20	0.072	ug/L	1		8270E SIM ID	Total/NA
Arsenic	25.7		2.0	1.2	ug/L	1		6020B	Total Recoverable
Lead	0.46	J	1.2	0.42	ug/L	1		6020B	Total Recoverable

Client Sample ID: TB-04 — Lab Sample ID: 460-298901-3

Analyte	Result	Qualifier	RL	MDL	Unit	Dil Fac	D	Method	Prep Type
Bromoform	1.9		1.0	0.54	ug/L	1		8260D	Total/NA
Chlorodibromomethane	2.4		1.0	0.28	ug/L	1		8260D	Total/NA
Chloromethane	0.53	J	1.0	0.40	ug/L	1		8260D	Total/NA
Dichlorobromomethane	0.45	J	1.0	0.34	ug/L	1		8260D	Total/NA

This Detection Summary does not include radiochemical test results.

Client Sample Results

Client: Cornerstone Environmental Group, LLC
Project/Site: FORD Ringwood Mines E203361 (2024)

Job ID: 460-298901-1

Client Sample ID: OB-27-022624

Lab Sample ID: 460-298901-1

Date Collected: 02/26/24 13:10
Matrix: Water
Date Received: 02/27/24 08:37

Method: SW846 8260D SIM - Volatile Organic Compounds (GC/MS)

Analyte	Result	Qualifier	RL	MDL	Unit	D	Prepared	Analyzed	Dil Fac
1,2,3-Trichloropropane	0.012	U	0.030	0.012	ug/L			03/05/24 17:49	1
1,2-Dibromo-3-Chloropropane	0.010	U	0.020	0.010	ug/L			03/05/24 17:49	1
1,4-Dioxane	**6.4**		0.40	0.33	ug/L			03/05/24 17:49	1
Ethylene Dibromide	0.0079	U	0.020	0.0079	ug/L			03/05/24 17:49	1

Surrogate	*%Recovery*	*Qualifier*	*Limits*	*Prepared*	*Analyzed*	*Dil Fac*
4-Bromofluorobenzene	*100*		*70 - 130*		*03/05/24 17:49*	*1*

Method: SW846 8260D - Volatile Organic Compounds by GC/MS

Analyte	Result	Qualifier	RL	MDL	Unit	D	Prepared	Analyzed	Dil Fac
1,1,1-Trichloroethane	0.24	U	1.0	0.24	ug/L			02/29/24 02:02	1
1,1,2,2-Tetrachloroethane	0.37	U	1.0	0.37	ug/L			02/29/24 02:02	1
1,1,2-Trichloro-1,2,2-trifluoroethane	0.31	U	1.0	0.31	ug/L			02/29/24 02:02	1
1,1,2-Trichloroethane	0.20	U	1.0	0.20	ug/L			02/29/24 02:02	1
1,1-Dichloroethane	**0.45**	**J**	1.0	0.26	ug/L			02/29/24 02:02	1
1,1-Dichloroethene	0.26	U	1.0	0.26	ug/L			02/29/24 02:02	1
1,2,3-Trichlorobenzene	0.36	U	1.0	0.36	ug/L			02/29/24 02:02	1
1,2,4-Trichlorobenzene	0.37	U	1.0	0.37	ug/L			02/29/24 02:02	1
1,2-Dichlorobenzene	0.21	U	1.0	0.21	ug/L			02/29/24 02:02	1
1,2-Dichloroethane	0.43	U	1.0	0.43	ug/L			02/29/24 02:02	1
1,2-Dichloropropane	0.35	U	1.0	0.35	ug/L			02/29/24 02:02	1
1,3-Dichlorobenzene	0.34	U	1.0	0.34	ug/L			02/29/24 02:02	1
1,4-Dichlorobenzene	0.33	U	1.0	0.33	ug/L			02/29/24 02:02	1
2-Butanone (MEK)	1.9	U	5.0	1.9	ug/L			02/29/24 02:02	1
2-Hexanone	1.1	U	5.0	1.1	ug/L			02/29/24 02:02	1
4-Methyl-2-pentanone (MIBK)	1.3	U	5.0	1.3	ug/L			02/29/24 02:02	1
Acetone	4.4	U	5.0	4.4	ug/L			02/29/24 02:02	1
Benzene	0.20	U	1.0	0.20	ug/L			02/29/24 02:02	1
Bromoform	0.54	U	1.0	0.54	ug/L			02/29/24 02:02	1
Bromomethane	0.55	U	1.0	0.55	ug/L			02/29/24 02:02	1
Carbon disulfide	0.82	U	1.0	0.82	ug/L			02/29/24 02:02	1
Carbon tetrachloride	0.21	U	1.0	0.21	ug/L			02/29/24 02:02	1
Chlorobenzene	0.38	U	1.0	0.38	ug/L			02/29/24 02:02	1
Chlorobromomethane	0.41	U	1.0	0.41	ug/L			02/29/24 02:02	1
Chlorodibromomethane	0.28	U	1.0	0.28	ug/L			02/29/24 02:02	1
Chloroethane	**64**		1.0	0.32	ug/L			02/29/24 02:02	1
Chloroform	0.33	U	1.0	0.33	ug/L			02/29/24 02:02	1
Chloromethane	0.40	U	1.0	0.40	ug/L			02/29/24 02:02	1
cis-1,2-Dichloroethene	**0.33**	**J**	1.0	0.22	ug/L			02/29/24 02:02	1
cis-1,3-Dichloropropene	0.22	U	1.0	0.22	ug/L			02/29/24 02:02	1
Cyclohexane	**1.6**		1.0	0.32	ug/L			02/29/24 02:02	1
Dichlorobromomethane	0.34	U	1.0	0.34	ug/L			02/29/24 02:02	1
Dichlorodifluoromethane	0.31	U	1.0	0.31	ug/L			02/29/24 02:02	1
Ethylbenzene	0.30	U	1.0	0.30	ug/L			02/29/24 02:02	1
Isopropylbenzene	**2.4**		1.0	0.34	ug/L			02/29/24 02:02	1
Methyl acetate	0.79	U	5.0	0.79	ug/L			02/29/24 02:02	1
Methyl tert-butyl ether	0.22	U	1.0	0.22	ug/L			02/29/24 02:02	1
Methylcyclohexane	**1.0**		1.0	0.71	ug/L			02/29/24 02:02	1
Methylene Chloride	0.32	U	1.0	0.32	ug/L			02/29/24 02:02	1
Styrene	0.42	U	1.0	0.42	ug/L			02/29/24 02:02	1

Client Sample ID: OB-27-022624

Lab Sample ID: 460-298901-1

Date Collected: 02/26/24 13:10
Matrix: Water
Date Received: 02/27/24 08:37

Method: SW846 8260D - Volatile Organic Compounds by GC/MS (Continued)

Analyte	Result	Qualifier	RL	MDL	Unit	D	Prepared	Analyzed	Dil Fac
Tetrachloroethene	0.25	U	1.0	0.25	ug/L			02/29/24 02:02	1
Toluene	0.38	U	1.0	0.38	ug/L			02/29/24 02:02	1
trans-1,2-Dichloroethene	0.24	U	1.0	0.24	ug/L			02/29/24 02:02	1
trans-1,3-Dichloropropene	0.22	U	1.0	0.22	ug/L			02/29/24 02:02	1
Trichloroethene	0.31	U	1.0	0.31	ug/L			02/29/24 02:02	1
Trichlorofluoromethane	0.32	U	1.0	0.32	ug/L			02/29/24 02:02	1
Vinyl chloride	0.17	U	1.0	0.17	ug/L			02/29/24 02:02	1
Xylenes, Total	0.65	U	2.0	0.65	ug/L			02/29/24 02:02	1

Surrogate	*%Recovery*	*Qualifier*	*Limits*	*Prepared*	*Analyzed*	*Dil Fac*
1,2-Dichloroethane-d4 (Surr)	*101*		*70 - 130*		*02/29/24 02:02*	*1*
4-Bromofluorobenzene	*98*		*70 - 130*		*02/29/24 02:02*	*1*
Dibromofluoromethane (Surr)	*99*		*70 - 130*		*02/29/24 02:02*	*1*
Toluene-d8 (Surr)	*101*		*70 - 130*		*02/29/24 02:02*	*1*

Method: SW846 8270E SIM ID - Semivolatile Organic Compounds (GC/MS SIM / Isotope Dilution)

Analyte	Result	Qualifier	RL	MDL	Unit	D	Prepared	Analyzed	Dil Fac
1,4-Dioxane	**4.2**		0.20	0.072	ug/L		02/28/24 14:12	02/29/24 17:10	1

Isotope Dilution	*%Recovery*	*Qualifier*	*Limits*	*Prepared*	*Analyzed*	*Dil Fac*
1,4-Dioxane-d8	*15*		*10 - 150*	*02/28/24 14:12*	*02/29/24 17:10*	*1*

Method: SW846 6020B - Metals (ICP/MS) - Total Recoverable

Analyte	Result	Qualifier	RL	MDL	Unit	D	Prepared	Analyzed	Dil Fac
Arsenic	**25.8**		2.0	1.2	ug/L		03/07/24 09:35	03/08/24 14:43	1
Lead	**0.60**	**J**	1.2	0.42	ug/L		03/07/24 09:35	03/08/24 14:43	1

Method: SW846 6020B - Metals (ICP/MS) - Dissolved

Analyte	Result	Qualifier	RL	MDL	Unit	D	Prepared	Analyzed	Dil Fac
Arsenic	1.2	U	2.0	1.2	ug/L		02/28/24 23:50	03/01/24 10:58	1
Lead	0.42	U	1.2	0.42	ug/L		02/28/24 23:50	03/01/24 10:58	1

Client Sample ID: OB-11R-022624

Lab Sample ID: 460-298901-2

Date Collected: 02/26/24 11:45
Matrix: Water
Date Received: 02/27/24 08:37

Method: SW846 8260D SIM - Volatile Organic Compounds (GC/MS)

Analyte	Result	Qualifier	RL	MDL	Unit	D	Prepared	Analyzed	Dil Fac
1,2,3-Trichloropropane	0.012	U	0.030	0.012	ug/L			03/05/24 18:10	1
1,2-Dibromo-3-Chloropropane	0.010	U	0.020	0.010	ug/L			03/05/24 18:10	1
1,4-Dioxane	**7.6**		0.40	0.33	ug/L			03/05/24 18:10	1
Ethylene Dibromide	0.0079	U	0.020	0.0079	ug/L			03/05/24 18:10	1

Surrogate	*%Recovery*	*Qualifier*	*Limits*	*Prepared*	*Analyzed*	*Dil Fac*
4-Bromofluorobenzene	*95*		*70 - 130*		*03/05/24 18:10*	*1*

Method: SW846 8260D - Volatile Organic Compounds by GC/MS

Analyte	Result	Qualifier	RL	MDL	Unit	D	Prepared	Analyzed	Dil Fac
1,1,1-Trichloroethane	0.24	U	1.0	0.24	ug/L			02/29/24 02:21	1
1,1,2,2-Tetrachloroethane	0.37	U	1.0	0.37	ug/L			02/29/24 02:21	1
1,1,2-Trichloro-1,2,2-trifluoroethane	0.31	U	1.0	0.31	ug/L			02/29/24 02:21	1
1,1,2-Trichloroethane	0.20	U	1.0	0.20	ug/L			02/29/24 02:21	1

Client Sample ID: OB-11R-022624

Lab Sample ID: 460-298901-2

Date Collected: 02/26/24 11:45

Matrix: Water

Date Received: 02/27/24 08:37

Method: SW846 8260D - Volatile Organic Compounds by GC/MS (Continued)

Analyte	Result	Qualifier	RL	MDL	Unit	D	Prepared	Analyzed	Dil Fac
1,1-Dichloroethane	0.26	U	1.0	0.26	ug/L			02/29/24 02:21	1
1,1-Dichloroethene	0.26	U	1.0	0.26	ug/L			02/29/24 02:21	1
1,2,3-Trichlorobenzene	0.36	U	1.0	0.36	ug/L			02/29/24 02:21	1
1,2,4-Trichlorobenzene	0.37	U	1.0	0.37	ug/L			02/29/24 02:21	1
1,2-Dichlorobenzene	0.21	U	1.0	0.21	ug/L			02/29/24 02:21	1
1,2-Dichloroethane	0.43	U	1.0	0.43	ug/L			02/29/24 02:21	1
1,2-Dichloropropane	0.35	U	1.0	0.35	ug/L			02/29/24 02:21	1
1,3-Dichlorobenzene	0.34	U	1.0	0.34	ug/L			02/29/24 02:21	1
1,4-Dichlorobenzene	0.33	U	1.0	0.33	ug/L			02/29/24 02:21	1
2-Butanone (MEK)	1.9	U	5.0	1.9	ug/L			02/29/24 02:21	1
2-Hexanone	1.1	U	5.0	1.1	ug/L			02/29/24 02:21	1
4-Methyl-2-pentanone (MIBK)	1.3	U	5.0	1.3	ug/L			02/29/24 02:21	1
Acetone	4.4	U	5.0	4.4	ug/L			02/29/24 02:21	1
Benzene	**0.57**	**J**	1.0	0.20	ug/L			02/29/24 02:21	1
Bromoform	0.54	U	1.0	0.54	ug/L			02/29/24 02:21	1
Bromomethane	0.55	U	1.0	0.55	ug/L			02/29/24 02:21	1
Carbon disulfide	0.82	U	1.0	0.82	ug/L			02/29/24 02:21	1
Carbon tetrachloride	0.21	U	1.0	0.21	ug/L			02/29/24 02:21	1
Chlorobenzene	0.38	U	1.0	0.38	ug/L			02/29/24 02:21	1
Chlorobromomethane	0.41	U	1.0	0.41	ug/L			02/29/24 02:21	1
Chlorodibromomethane	0.28	U	1.0	0.28	ug/L			02/29/24 02:21	1
Chloroethane	**36**		1.0	0.32	ug/L			02/29/24 02:21	1
Chloroform	0.33	U	1.0	0.33	ug/L			02/29/24 02:21	1
Chloromethane	0.40	U	1.0	0.40	ug/L			02/29/24 02:21	1
cis-1,2-Dichloroethene	**0.44**	**J**	1.0	0.22	ug/L			02/29/24 02:21	1
cis-1,3-Dichloropropene	0.22	U	1.0	0.22	ug/L			02/29/24 02:21	1
Cyclohexane	**3.1**		1.0	0.32	ug/L			02/29/24 02:21	1
Dichlorobromomethane	0.34	U	1.0	0.34	ug/L			02/29/24 02:21	1
Dichlorodifluoromethane	0.31	U	1.0	0.31	ug/L			02/29/24 02:21	1
Ethylbenzene	0.30	U	1.0	0.30	ug/L			02/29/24 02:21	1
Isopropylbenzene	**0.83**	**J**	1.0	0.34	ug/L			02/29/24 02:21	1
Methyl acetate	0.79	U	5.0	0.79	ug/L			02/29/24 02:21	1
Methyl tert-butyl ether	0.22	U	1.0	0.22	ug/L			02/29/24 02:21	1
Methylcyclohexane	**0.85**	**J**	1.0	0.71	ug/L			02/29/24 02:21	1
Methylene Chloride	0.32	U	1.0	0.32	ug/L			02/29/24 02:21	1
Styrene	0.42	U	1.0	0.42	ug/L			02/29/24 02:21	1
Tetrachloroethene	0.25	U	1.0	0.25	ug/L			02/29/24 02:21	1
Toluene	0.38	U	1.0	0.38	ug/L			02/29/24 02:21	1
trans-1,2-Dichloroethene	0.24	U	1.0	0.24	ug/L			02/29/24 02:21	1
trans-1,3-Dichloropropene	0.22	U	1.0	0.22	ug/L			02/29/24 02:21	1
Trichloroethene	0.31	U	1.0	0.31	ug/L			02/29/24 02:21	1
Trichlorofluoromethane	0.32	U	1.0	0.32	ug/L			02/29/24 02:21	1
Vinyl chloride	0.17	U	1.0	0.17	ug/L			02/29/24 02:21	1
Xylenes, Total	0.65	U	2.0	0.65	ug/L			02/29/24 02:21	1

Surrogate	*%Recovery*	*Qualifier*	*Limits*	*Prepared*	*Analyzed*	*Dil Fac*
1,2-Dichloroethane-d4 (Surr)	*101*		*70 - 130*		*02/29/24 02:21*	*1*
4-Bromofluorobenzene	*99*		*70 - 130*		*02/29/24 02:21*	*1*
Dibromofluoromethane (Surr)	*98*		*70 - 130*		*02/29/24 02:21*	*1*
Toluene-d8 (Surr)	*99*		*70 - 130*		*02/29/24 02:21*	*1*

Client Sample Results

Client: Cornerstone Environmental Group, LLC
Project/Site: FORD Ringwood Mines E203361 (2024)

Job ID: 460-298901-1

Client Sample ID: OB-11R-022624

Lab Sample ID: 460-298901-2
Date Collected: 02/26/24 11:45
Matrix: Water
Date Received: 02/27/24 08:37

Method: SW846 8270E SIM ID - Semivolatile Organic Compounds (GC/MS SIM / Isotope Dilution)

Analyte	Result	Qualifier	RL	MDL	Unit	D	Prepared	Analyzed	Dil Fac
1,4-Dioxane	**4.2**		0.20	0.072	ug/L		02/29/24 08:19	02/29/24 17:25	1

Isotope Dilution	*%Recovery*	*Qualifier*	*Limits*	*Prepared*	*Analyzed*	*Dil Fac*
1,4-Dioxane-d8	*46*		*10 - 150*	*02/29/24 08:19*	*02/29/24 17:25*	*1*

Method: SW846 6020B - Metals (ICP/MS) - Total Recoverable

Analyte	Result	Qualifier	RL	MDL	Unit	D	Prepared	Analyzed	Dil Fac
Arsenic	**25.7**		2.0	1.2	ug/L		03/07/24 09:35	03/08/24 15:10	1
Lead	**0.46**	**J**	1.2	0.42	ug/L		03/07/24 09:35	03/08/24 15:10	1

Method: SW846 6020B - Metals (ICP/MS) - Dissolved

Analyte	Result	Qualifier	RL	MDL	Unit	D	Prepared	Analyzed	Dil Fac
Arsenic	1.2	U	2.0	1.2	ug/L		02/28/24 23:50	03/01/24 11:01	1
Lead	0.42	U	1.2	0.42	ug/L		02/28/24 23:50	03/01/24 11:01	1

Client Sample ID: TB-04

Lab Sample ID: 460-298901-3
Date Collected: 02/26/24 00:00
Matrix: Water
Date Received: 02/27/24 08:37

Method: SW846 8260D SIM - Volatile Organic Compounds (GC/MS)

Analyte	Result	Qualifier	RL	MDL	Unit	D	Prepared	Analyzed	Dil Fac
1,2,3-Trichloropropane	0.012	U	0.030	0.012	ug/L			03/05/24 13:51	1
1,2-Dibromo-3-Chloropropane	0.010	U	0.020	0.010	ug/L			03/05/24 13:51	1
1,4-Dioxane	0.33	U	0.40	0.33	ug/L			03/05/24 13:51	1
Ethylene Dibromide	0.0079	U	0.020	0.0079	ug/L			03/05/24 13:51	1

Surrogate	*%Recovery*	*Qualifier*	*Limits*	*Prepared*	*Analyzed*	*Dil Fac*
4-Bromofluorobenzene	*100*		*70 - 130*		*03/05/24 13:51*	*1*

Method: SW846 8260D - Volatile Organic Compounds by GC/MS

Analyte	Result	Qualifier	RL	MDL	Unit	D	Prepared	Analyzed	Dil Fac
1,1,1-Trichloroethane	0.24	U	1.0	0.24	ug/L			02/28/24 19:11	1
1,1,2,2-Tetrachloroethane	0.37	U	1.0	0.37	ug/L			02/28/24 19:11	1
1,1,2-Trichloro-1,2,2-trifluoroethane	0.31	U	1.0	0.31	ug/L			02/28/24 19:11	1
1,1,2-Trichloroethane	0.20	U	1.0	0.20	ug/L			02/28/24 19:11	1
1,1-Dichloroethane	0.26	U	1.0	0.26	ug/L			02/28/24 19:11	1
1,1-Dichloroethene	0.26	U	1.0	0.26	ug/L			02/28/24 19:11	1
1,2,3-Trichlorobenzene	0.36	U	1.0	0.36	ug/L			02/28/24 19:11	1
1,2,4-Trichlorobenzene	0.37	U	1.0	0.37	ug/L			02/28/24 19:11	1
1,2-Dichlorobenzene	0.21	U	1.0	0.21	ug/L			02/28/24 19:11	1
1,2-Dichloroethane	0.43	U	1.0	0.43	ug/L			02/28/24 19:11	1
1,2-Dichloropropane	0.35	U	1.0	0.35	ug/L			02/28/24 19:11	1
1,3-Dichlorobenzene	0.34	U	1.0	0.34	ug/L			02/28/24 19:11	1
1,4-Dichlorobenzene	0.33	U	1.0	0.33	ug/L			02/28/24 19:11	1
2-Butanone (MEK)	1.9	U	5.0	1.9	ug/L			02/28/24 19:11	1
2-Hexanone	1.1	U	5.0	1.1	ug/L			02/28/24 19:11	1
4-Methyl-2-pentanone (MIBK)	1.3	U	5.0	1.3	ug/L			02/28/24 19:11	1
Acetone	4.4	U	5.0	4.4	ug/L			02/28/24 19:11	1
Benzene	0.20	U	1.0	0.20	ug/L			02/28/24 19:11	1
Bromoform	**1.9**		1.0	0.54	ug/L			02/28/24 19:11	1
Bromomethane	0.55	U	1.0	0.55	ug/L			02/28/24 19:11	1
Carbon disulfide	0.82	U	1.0	0.82	ug/L			02/28/24 19:11	1

Client Sample ID: TB-04
Lab Sample ID: 460-298901-3

Date Collected: 02/26/24 00:00
Matrix: Water
Date Received: 02/27/24 08:37

Method: SW846 8260D - Volatile Organic Compounds by GC/MS (Continued)

Analyte	Result	Qualifier	RL	MDL	Unit	D	Prepared	Analyzed	Dil Fac
Carbon tetrachloride	0.21	U	1.0	0.21	ug/L			02/28/24 19:11	1
Chlorobenzene	0.38	U	1.0	0.38	ug/L			02/28/24 19:11	1
Chlorobromomethane	0.41	U	1.0	0.41	ug/L			02/28/24 19:11	1
Chlorodibromomethane	**2.4**		1.0	0.28	ug/L			02/28/24 19:11	1
Chloroethane	0.32	U	1.0	0.32	ug/L			02/28/24 19:11	1
Chloroform	0.33	U	1.0	0.33	ug/L			02/28/24 19:11	1
Chloromethane	**0.53**	**J**	1.0	0.40	ug/L			02/28/24 19:11	1
cis-1,2-Dichloroethene	0.22	U	1.0	0.22	ug/L			02/28/24 19:11	1
cis-1,3-Dichloropropene	0.22	U	1.0	0.22	ug/L			02/28/24 19:11	1
Cyclohexane	0.32	U	1.0	0.32	ug/L			02/28/24 19:11	1
Dichlorobromomethane	**0.45**	**J**	1.0	0.34	ug/L			02/28/24 19:11	1
Dichlorodifluoromethane	0.31	U	1.0	0.31	ug/L			02/28/24 19:11	1
Ethylbenzene	0.30	U	1.0	0.30	ug/L			02/28/24 19:11	1
Isopropylbenzene	0.34	U	1.0	0.34	ug/L			02/28/24 19:11	1
Methyl acetate	0.79	U	5.0	0.79	ug/L			02/28/24 19:11	1
Methyl tert-butyl ether	0.22	U	1.0	0.22	ug/L			02/28/24 19:11	1
Methylcyclohexane	0.71	U	1.0	0.71	ug/L			02/28/24 19:11	1
Methylene Chloride	0.32	U	1.0	0.32	ug/L			02/28/24 19:11	1
Styrene	0.42	U	1.0	0.42	ug/L			02/28/24 19:11	1
Tetrachloroethene	0.25	U	1.0	0.25	ug/L			02/28/24 19:11	1
Toluene	0.38	U	1.0	0.38	ug/L			02/28/24 19:11	1
trans-1,2-Dichloroethene	0.24	U	1.0	0.24	ug/L			02/28/24 19:11	1
trans-1,3-Dichloropropene	0.22	U	1.0	0.22	ug/L			02/28/24 19:11	1
Trichloroethene	0.31	U	1.0	0.31	ug/L			02/28/24 19:11	1
Trichlorofluoromethane	0.32	U	1.0	0.32	ug/L			02/28/24 19:11	1
Vinyl chloride	0.17	U	1.0	0.17	ug/L			02/28/24 19:11	1
Xylenes, Total	0.65	U	2.0	0.65	ug/L			02/28/24 19:11	1

Surrogate	*%Recovery*	*Qualifier*	*Limits*	*Prepared*	*Analyzed*	*Dil Fac*
1,2-Dichloroethane-d4 (Surr)	*99*		*70 - 130*		*02/28/24 19:11*	*1*
4-Bromofluorobenzene	*100*		*70 - 130*		*02/28/24 19:11*	*1*
Dibromofluoromethane (Surr)	*99*		*70 - 130*		*02/28/24 19:11*	*1*
Toluene-d8 (Surr)	*100*		*70 - 130*		*02/28/24 19:11*	*1*

Surrogate Summary

Client: Cornerstone Environmental Group, LLC
Project/Site: FORD Ringwood Mines E203361 (2024)

Job ID: 460-298901-1

Method: 8260D - Volatile Organic Compounds by GC/MS

Matrix: Water **Prep Type: Total/NA**

		Percent Surrogate Recovery (Acceptance Limits)			
		DCA	BFB	DBFM	TOL
Lab Sample ID	Client Sample ID	(70-130)	(70-130)	(70-130)	(70-130)
460-298901-1	OB-27-022624	101	98	99	101
460-298901-2	OB-11R-022624	101	99	98	99
460-298901-3	TB-04	99	100	99	100
LCS 460-961672/5	Lab Control Sample	98	98	97	101
LCSD 460-961672/7	Lab Control Sample Dup	98	100	99	100
MB 460-961672/9	Method Blank	100	99	96	99

Surrogate Legend

DCA = 1,2-Dichloroethane-d4 (Surr)
BFB = 4-Bromofluorobenzene
DBFM = Dibromofluoromethane (Surr)
TOL = Toluene-d8 (Surr)

Method: 8260D SIM - Volatile Organic Compounds (GC/MS)

Matrix: Water **Prep Type: Total/NA**

		Percent Surrogate Recovery (Acceptance Limits)
		BFB
Lab Sample ID	Client Sample ID	(70-130)
460-298901-1	OB-27-022624	100
460-298901-2	OB-11R-022624	95
460-298901-3	TB-04	100
LCS 460-962418/3	Lab Control Sample	92
LCSD 460-962418/4	Lab Control Sample Dup	88
MB 460-962418/7	Method Blank	90

Surrogate Legend

BFB = 4-Bromofluorobenzene

Isotope Dilution Summary

Client: Cornerstone Environmental Group, LLC
Project/Site: FORD Ringwood Mines E203361 (2024)

Job ID: 460-298901-1

Method: 8270E SIM ID - Semivolatile Organic Compounds (GC/MS SIM / Isotope Dilution)

Matrix: Water **Prep Type: Total/NA**

		Percent Isotope Dilution Recovery (Acceptance Limits)							
Lab Sample ID	**Client Sample ID**	**DXE (10-150)**							
460-298901-1	OB-27-022624	15							
460-298901-2	OB-11R-022624	46							
460-298920-E-4-A MSD	Matrix Spike Duplicate	43							
460-298920-F-4-B MS	Matrix Spike	37							
LCS 460-961814/2-A	Lab Control Sample	52							
LCSD 460-961814/3-A	Lab Control Sample Dup	44							
MB 460-961814/1-A	Method Blank	50							

Surrogate Legend

DXE = 1,4-Dioxane-d8

Method: 8260D - Volatile Organic Compounds by GC/MS

Lab Sample ID: MB 460-961672/9
Matrix: Water
Analysis Batch: 961672

Client Sample ID: Method Blank
Prep Type: Total/NA

Analyte	MB Result	MB Qualifier	RL	MDL	Unit	D	Prepared	Analyzed	Dil Fac
1,1,1-Trichloroethane	0.24	U	1.0	0.24	ug/L			02/28/24 18:12	1
1,1,2,2-Tetrachloroethane	0.37	U	1.0	0.37	ug/L			02/28/24 18:12	1
1,1,2-Trichloro-1,2,2-trifluoroethane	0.31	U	1.0	0.31	ug/L			02/28/24 18:12	1
1,1,2-Trichloroethane	0.20	U	1.0	0.20	ug/L			02/28/24 18:12	1
1,1-Dichloroethane	0.26	U	1.0	0.26	ug/L			02/28/24 18:12	1
1,1-Dichloroethene	0.26	U	1.0	0.26	ug/L			02/28/24 18:12	1
1,2,3-Trichlorobenzene	0.36	U	1.0	0.36	ug/L			02/28/24 18:12	1
1,2,4-Trichlorobenzene	0.37	U	1.0	0.37	ug/L			02/28/24 18:12	1
1,2-Dichlorobenzene	0.21	U	1.0	0.21	ug/L			02/28/24 18:12	1
1,2-Dichloroethane	0.43	U	1.0	0.43	ug/L			02/28/24 18:12	1
1,2-Dichloropropane	0.35	U	1.0	0.35	ug/L			02/28/24 18:12	1
1,3-Dichlorobenzene	0.34	U	1.0	0.34	ug/L			02/28/24 18:12	1
1,4-Dichlorobenzene	0.33	U	1.0	0.33	ug/L			02/28/24 18:12	1
2-Butanone (MEK)	1.9	U	5.0	1.9	ug/L			02/28/24 18:12	1
2-Hexanone	1.1	U	5.0	1.1	ug/L			02/28/24 18:12	1
4-Methyl-2-pentanone (MIBK)	1.3	U	5.0	1.3	ug/L			02/28/24 18:12	1
Acetone	4.4	U	5.0	4.4	ug/L			02/28/24 18:12	1
Benzene	0.20	U	1.0	0.20	ug/L			02/28/24 18:12	1
Bromoform	0.54	U	1.0	0.54	ug/L			02/28/24 18:12	1
Bromomethane	0.55	U	1.0	0.55	ug/L			02/28/24 18:12	1
Carbon disulfide	0.82	U	1.0	0.82	ug/L			02/28/24 18:12	1
Carbon tetrachloride	0.21	U	1.0	0.21	ug/L			02/28/24 18:12	1
Chlorobenzene	0.38	U	1.0	0.38	ug/L			02/28/24 18:12	1
Chlorobromomethane	0.41	U	1.0	0.41	ug/L			02/28/24 18:12	1
Chlorodibromomethane	0.28	U	1.0	0.28	ug/L			02/28/24 18:12	1
Chloroethane	0.32	U	1.0	0.32	ug/L			02/28/24 18:12	1
Chloroform	0.33	U	1.0	0.33	ug/L			02/28/24 18:12	1
Chloromethane	0.40	U	1.0	0.40	ug/L			02/28/24 18:12	1
cis-1,2-Dichloroethene	0.22	U	1.0	0.22	ug/L			02/28/24 18:12	1
cis-1,3-Dichloropropene	0.22	U	1.0	0.22	ug/L			02/28/24 18:12	1
Cyclohexane	0.32	U	1.0	0.32	ug/L			02/28/24 18:12	1
Dichlorobromomethane	0.34	U	1.0	0.34	ug/L			02/28/24 18:12	1
Dichlorodifluoromethane	0.31	U	1.0	0.31	ug/L			02/28/24 18:12	1
Ethylbenzene	0.30	U	1.0	0.30	ug/L			02/28/24 18:12	1
Isopropylbenzene	0.34	U	1.0	0.34	ug/L			02/28/24 18:12	1
Methyl acetate	0.79	U	5.0	0.79	ug/L			02/28/24 18:12	1
Methyl tert-butyl ether	0.22	U	1.0	0.22	ug/L			02/28/24 18:12	1
Methylcyclohexane	0.71	U	1.0	0.71	ug/L			02/28/24 18:12	1
Methylene Chloride	0.32	U	1.0	0.32	ug/L			02/28/24 18:12	1
Styrene	0.42	U	1.0	0.42	ug/L			02/28/24 18:12	1
Tetrachloroethene	0.25	U	1.0	0.25	ug/L			02/28/24 18:12	1
Toluene	0.38	U	1.0	0.38	ug/L			02/28/24 18:12	1
trans-1,2-Dichloroethene	0.24	U	1.0	0.24	ug/L			02/28/24 18:12	1
trans-1,3-Dichloropropene	0.22	U	1.0	0.22	ug/L			02/28/24 18:12	1
Trichloroethene	0.31	U	1.0	0.31	ug/L			02/28/24 18:12	1
Trichlorofluoromethane	0.32	U	1.0	0.32	ug/L			02/28/24 18:12	1
Vinyl chloride	0.17	U	1.0	0.17	ug/L			02/28/24 18:12	1
Xylenes, Total	0.65	U	2.0	0.65	ug/L			02/28/24 18:12	1

Method: 8260D - Volatile Organic Compounds by GC/MS (Continued)

Lab Sample ID: MB 460-961672/9
Matrix: Water
Analysis Batch: 961672

Client Sample ID: Method Blank
Prep Type: Total/NA

Surrogate	MB %Recovery	MB Qualifier	Limits	Prepared	Analyzed	Dil Fac
1,2-Dichloroethane-d4 (Surr)	100		70 - 130		02/28/24 18:12	1
4-Bromofluorobenzene	99		70 - 130		02/28/24 18:12	1
Dibromofluoromethane (Surr)	96		70 - 130		02/28/24 18:12	1
Toluene-d8 (Surr)	99		70 - 130		02/28/24 18:12	1

Lab Sample ID: LCS 460-961672/5
Matrix: Water
Analysis Batch: 961672

Client Sample ID: Lab Control Sample
Prep Type: Total/NA

Analyte	Spike Added	LCS Result	LCS Qualifier	Unit	D	%Rec	%Rec Limits
1,1,1-Trichloroethane	20.0	19.6		ug/L		98	70 - 130
1,1,2,2-Tetrachloroethane	20.0	22.0		ug/L		110	70 - 130
1,1,2-Trichloro-1,2,2-trifluoroethane	20.0	22.0		ug/L		110	70 - 130
1,1,2-Trichloroethane	20.0	20.9		ug/L		105	70 - 130
1,1-Dichloroethane	20.0	20.4		ug/L		102	70 - 130
1,1-Dichloroethene	20.0	19.5		ug/L		98	70 - 130
1,2,3-Trichlorobenzene	20.0	21.1		ug/L		105	70 - 130
1,2,4-Trichlorobenzene	20.0	20.5		ug/L		102	70 - 130
1,2-Dichlorobenzene	20.0	20.0		ug/L		100	70 - 130
1,2-Dichloroethane	20.0	20.3		ug/L		101	70 - 130
1,2-Dichloropropane	20.0	20.3		ug/L		102	70 - 130
1,3-Dichlorobenzene	20.0	19.7		ug/L		99	70 - 130
1,4-Dichlorobenzene	20.0	19.9		ug/L		99	70 - 130
2-Butanone (MEK)	100	97.9		ug/L		98	40 - 160
2-Hexanone	100	98.6		ug/L		99	40 - 160
4-Methyl-2-pentanone (MIBK)	100	96.0		ug/L		96	40 - 160
Acetone	100	98.3		ug/L		98	40 - 160
Benzene	20.0	20.3		ug/L		102	70 - 130
Bromoform	20.0	18.5		ug/L		92	70 - 130
Bromomethane	20.0	15.7		ug/L		78	40 - 160
Carbon disulfide	20.0	18.6		ug/L		93	40 - 160
Carbon tetrachloride	20.0	19.2		ug/L		96	70 - 130
Chlorobenzene	20.0	19.4		ug/L		97	70 - 130
Chlorobromomethane	20.0	20.2		ug/L		101	70 - 130
Chlorodibromomethane	20.0	19.5		ug/L		98	70 - 130
Chloroethane	20.0	16.6		ug/L		83	40 - 160
Chloroform	20.0	19.7		ug/L		98	70 - 130
Chloromethane	20.0	14.9		ug/L		74	40 - 160
cis-1,2-Dichloroethene	20.0	19.9		ug/L		99	70 - 130
cis-1,3-Dichloropropene	20.0	20.8		ug/L		104	70 - 130
Cyclohexane	20.0	21.9		ug/L		109	70 - 130
Dichlorobromomethane	20.0	19.7		ug/L		99	70 - 130
Dichlorodifluoromethane	20.0	15.9		ug/L		79	40 - 160
Ethylbenzene	20.0	19.1		ug/L		95	70 - 130
Isopropylbenzene	20.0	20.1		ug/L		101	70 - 130
Methyl acetate	40.0	43.3		ug/L		108	70 - 130
Methyl tert-butyl ether	20.0	21.1		ug/L		106	70 - 130
Methylcyclohexane	20.0	22.2		ug/L		111	70 - 130

Method: 8260D - Volatile Organic Compounds by GC/MS (Continued)

Lab Sample ID: LCS 460-961672/5
Matrix: Water
Analysis Batch: 961672

Client Sample ID: Lab Control Sample
Prep Type: Total/NA

Analyte	Spike Added	LCS Result	LCS Qualifier	Unit	D	%Rec	%Rec Limits
Methylene Chloride	20.0	20.9		ug/L		105	70 - 130
Styrene	20.0	19.9		ug/L		99	70 - 130
Tetrachloroethene	20.0	19.6		ug/L		98	70 - 130
Toluene	20.0	18.9		ug/L		95	70 - 130
trans-1,2-Dichloroethene	20.0	19.5		ug/L		97	70 - 130
trans-1,3-Dichloropropene	20.0	20.1		ug/L		100	70 - 130
Trichloroethene	20.0	19.7		ug/L		99	70 - 130
Trichlorofluoromethane	20.0	19.1		ug/L		95	40 - 160
Vinyl chloride	20.0	16.4		ug/L		82	70 - 130
Xylenes, Total	40.0	39.5		ug/L		99	70 - 130

Surrogate	*LCS %Recovery*	*LCS Qualifier*	*Limits*
1,2-Dichloroethane-d4 (Surr)	*98*		*70 - 130*
4-Bromofluorobenzene	*98*		*70 - 130*
Dibromofluoromethane (Surr)	*97*		*70 - 130*
Toluene-d8 (Surr)	*101*		*70 - 130*

Lab Sample ID: LCSD 460-961672/7
Matrix: Water
Analysis Batch: 961672

Client Sample ID: Lab Control Sample Dup
Prep Type: Total/NA

Analyte	Spike Added	LCSD Result	LCSD Qualifier	Unit	D	%Rec	%Rec Limits	RPD	RPD Limit
1,1,1-Trichloroethane	20.0	20.2		ug/L		101	70 - 130	3	20
1,1,2,2-Tetrachloroethane	20.0	21.5		ug/L		108	70 - 130	2	20
1,1,2-Trichloro-1,2,2-trifluoroethane	20.0	22.2		ug/L		111	70 - 130	1	20
1,1,2-Trichloroethane	20.0	20.6		ug/L		103	70 - 130	2	20
1,1-Dichloroethane	20.0	21.0		ug/L		105	70 - 130	3	20
1,1-Dichloroethene	20.0	20.4		ug/L		102	70 - 130	4	20
1,2,3-Trichlorobenzene	20.0	21.2		ug/L		106	70 - 130	1	20
1,2,4-Trichlorobenzene	20.0	20.7		ug/L		103	70 - 130	1	20
1,2-Dichlorobenzene	20.0	20.3		ug/L		101	70 - 130	1	20
1,2-Dichloroethane	20.0	20.2		ug/L		101	70 - 130	0	20
1,2-Dichloropropane	20.0	20.5		ug/L		102	70 - 130	1	20
1,3-Dichlorobenzene	20.0	20.1		ug/L		101	70 - 130	2	20
1,4-Dichlorobenzene	20.0	20.2		ug/L		101	70 - 130	2	20
2-Butanone (MEK)	100	104		ug/L		104	40 - 160	6	20
2-Hexanone	100	101		ug/L		101	40 - 160	3	20
4-Methyl-2-pentanone (MIBK)	100	95.7		ug/L		96	40 - 160	0	20
Acetone	100	101		ug/L		101	40 - 160	3	20
Benzene	20.0	20.6		ug/L		103	70 - 130	1	20
Bromoform	20.0	19.4		ug/L		97	70 - 130	5	20
Bromomethane	20.0	17.2		ug/L		86	40 - 160	9	20
Carbon disulfide	20.0	19.3		ug/L		97	40 - 160	4	20
Carbon tetrachloride	20.0	20.2		ug/L		101	70 - 130	5	20
Chlorobenzene	20.0	20.2		ug/L		101	70 - 130	4	20
Chlorobromomethane	20.0	20.3		ug/L		101	70 - 130	0	20
Chlorodibromomethane	20.0	19.5		ug/L		97	70 - 130	0	20
Chloroethane	20.0	17.1		ug/L		86	40 - 160	3	20

Method: 8260D - Volatile Organic Compounds by GC/MS (Continued)

Lab Sample ID: LCSD 460-961672/7
Matrix: Water
Analysis Batch: 961672

Client Sample ID: Lab Control Sample Dup
Prep Type: Total/NA

Analyte	Spike Added	LCSD Result	LCSD Qualifier	Unit	D	%Rec	%Rec Limits	RPD	RPD Limit
Chloroform	20.0	20.2		ug/L		101	70 - 130	3	20
Chloromethane	20.0	15.8		ug/L		79	40 - 160	6	20
cis-1,2-Dichloroethene	20.0	20.2		ug/L		101	70 - 130	2	20
cis-1,3-Dichloropropene	20.0	21.0		ug/L		105	70 - 130	1	20
Cyclohexane	20.0	23.4		ug/L		117	70 - 130	7	20
Dichlorobromomethane	20.0	19.5		ug/L		97	70 - 130	1	20
Dichlorodifluoromethane	20.0	17.2		ug/L		86	40 - 160	8	20
Ethylbenzene	20.0	19.7		ug/L		99	70 - 130	3	20
Isopropylbenzene	20.0	21.1		ug/L		105	70 - 130	5	20
Methyl acetate	40.0	43.1		ug/L		108	70 - 130	1	20
Methyl tert-butyl ether	20.0	21.0		ug/L		105	70 - 130	1	20
Methylcyclohexane	20.0	23.2		ug/L		116	70 - 130	4	20
Methylene Chloride	20.0	21.4		ug/L		107	70 - 130	2	20
Styrene	20.0	20.7		ug/L		103	70 - 130	4	20
Tetrachloroethene	20.0	20.1		ug/L		100	70 - 130	2	20
Toluene	20.0	19.3		ug/L		97	70 - 130	2	20
trans-1,2-Dichloroethene	20.0	20.3		ug/L		102	70 - 130	4	20
trans-1,3-Dichloropropene	20.0	20.1		ug/L		101	70 - 130	0	20
Trichloroethene	20.0	20.0		ug/L		100	70 - 130	2	20
Trichlorofluoromethane	20.0	20.1		ug/L		100	40 - 160	5	20
Vinyl chloride	20.0	17.1		ug/L		86	70 - 130	4	20
Xylenes, Total	40.0	40.0		ug/L		100	70 - 130	1	20

Surrogate	*LCSD %Recovery*	*LCSD Qualifier*	*Limits*
1,2-Dichloroethane-d4 (Surr)	*98*		*70 - 130*
4-Bromofluorobenzene	*100*		*70 - 130*
Dibromofluoromethane (Surr)	*99*		*70 - 130*
Toluene-d8 (Surr)	*100*		*70 - 130*

Method: 8260D SIM - Volatile Organic Compounds (GC/MS)

Lab Sample ID: MB 460-962418/7
Matrix: Water
Analysis Batch: 962418

Client Sample ID: Method Blank
Prep Type: Total/NA

Analyte	MB Result	MB Qualifier	RL	MDL	Unit	D	Prepared	Analyzed	Dil Fac
1,2,3-Trichloropropane	0.012	U	0.030	0.012	ug/L			03/05/24 09:31	1
1,2-Dibromo-3-Chloropropane	0.010	U	0.020	0.010	ug/L			03/05/24 09:31	1
1,4-Dioxane	0.33	U	0.40	0.33	ug/L			03/05/24 09:31	1
Ethylene Dibromide	0.0079	U	0.020	0.0079	ug/L			03/05/24 09:31	1

Surrogate	*MB %Recovery*	*MB Qualifier*	*Limits*	*Prepared*	*Analyzed*	*Dil Fac*
4-Bromofluorobenzene	*90*		*70 - 130*		*03/05/24 09:31*	*1*

Method: 8260D SIM - Volatile Organic Compounds (GC/MS) (Continued)

Lab Sample ID: LCS 460-962418/3
Matrix: Water
Analysis Batch: 962418

Client Sample ID: Lab Control Sample
Prep Type: Total/NA

Analyte	Spike Added	LCS Result	LCS Qualifier	Unit	D	%Rec	%Rec Limits
1,2,3-Trichloropropane	0.0500	0.0529		ug/L		106	40 - 160
1,2-Dibromo-3-Chloropropane	0.0500	0.0515		ug/L		103	40 - 160
1,4-Dioxane	5.00	4.82		ug/L		96	40 - 160
Ethylene Dibromide	0.0500	0.0515		ug/L		103	70 - 130

Surrogate	*LCS %Recovery*	*LCS Qualifier*	*Limits*
4-Bromofluorobenzene	*92*		*70 - 130*

Lab Sample ID: LCSD 460-962418/4
Matrix: Water
Analysis Batch: 962418

Client Sample ID: Lab Control Sample Dup
Prep Type: Total/NA

Analyte	Spike Added	LCSD Result	LCSD Qualifier	Unit	D	%Rec	%Rec Limits	RPD	RPD Limit
1,2,3-Trichloropropane	0.0500	0.0513		ug/L		103	40 - 160	3	20
1,2-Dibromo-3-Chloropropane	0.0500	0.0489		ug/L		98	40 - 160	5	20
1,4-Dioxane	5.00	4.98		ug/L		100	40 - 160	3	20
Ethylene Dibromide	0.0500	0.0502		ug/L		100	70 - 130	3	20

Surrogate	*LCSD %Recovery*	*LCSD Qualifier*	*Limits*
4-Bromofluorobenzene	*88*		*70 - 130*

Method: 8270E SIM ID - Semivolatile Organic Compounds (GC/MS SIM / Isotope Dilution)

Lab Sample ID: MB 460-961814/1-A
Matrix: Water
Analysis Batch: 961900

Client Sample ID: Method Blank
Prep Type: Total/NA
Prep Batch: 961814

Analyte	MB Result	MB Qualifier	RL	MDL	Unit	D	Prepared	Analyzed	Dil Fac
1,4-Dioxane	0.072	U	0.20	0.072	ug/L		02/29/24 08:19	02/29/24 15:07	1

Isotope Dilution	*MB %Recovery*	*MB Qualifier*	*Limits*	*Prepared*	*Analyzed*	*Dil Fac*
1,4-Dioxane-d8	*50*		*10 - 150*	*02/29/24 08:19*	*02/29/24 15:07*	*1*

Lab Sample ID: LCS 460-961814/2-A
Matrix: Water
Analysis Batch: 961900

Client Sample ID: Lab Control Sample
Prep Type: Total/NA
Prep Batch: 961814

Analyte	Spike Added	LCS Result	LCS Qualifier	Unit	D	%Rec	%Rec Limits
1,4-Dioxane	1.60	1.24		ug/L		77	50 - 142

Isotope Dilution	*LCS %Recovery*	*LCS Qualifier*	*Limits*
1,4-Dioxane-d8	*52*		*10 - 150*

Lab Sample ID: LCSD 460-961814/3-A
Matrix: Water
Analysis Batch: 961900

Client Sample ID: Lab Control Sample Dup
Prep Type: Total/NA
Prep Batch: 961814

Analyte	Spike Added	LCSD Result	LCSD Qualifier	Unit	D	%Rec	%Rec Limits	RPD	RPD Limit
1,4-Dioxane	1.60	1.27		ug/L		79	50 - 142	3	20

Method: 8270E SIM ID - Semivolatile Organic Compounds (GC/MS SIM / Isotope Dilution) (Continued)

Isotope Dilution	LCSD %Recovery	LCSD Qualifier	Limits
1,4-Dioxane-d8	44		10 - 150

Lab Sample ID: 460-298920-E-4-A MSD — **Client Sample ID: Matrix Spike Duplicate**
Matrix: Water — **Prep Type: Total/NA**
Analysis Batch: 961900 — **Prep Batch: 961814**

Analyte	Sample Result	Sample Qualifier	Spike Added	MSD Result	MSD Qualifier	Unit	D	%Rec	%Rec Limits	RPD	RPD Limit
1,4-Dioxane	0.072	U	1.60	1.28		ug/L		80	50 - 142	20	20

Isotope Dilution	MSD %Recovery	MSD Qualifier	Limits
1,4-Dioxane-d8	43		10 - 150

Lab Sample ID: 460-298920-F-4-B MS — **Client Sample ID: Matrix Spike**
Matrix: Water — **Prep Type: Total/NA**
Analysis Batch: 961900 — **Prep Batch: 961814**

Analyte	Sample Result	Sample Qualifier	Spike Added	MS Result	MS Qualifier	Unit	D	%Rec	%Rec Limits
1,4-Dioxane	0.072	U	1.60	1.57		ug/L		98	50 - 142

Isotope Dilution	MS %Recovery	MS Qualifier	Limits
1,4-Dioxane-d8	37		10 - 150

Method: 6020B - Metals (ICP/MS)

Lab Sample ID: LCS 460-961755/25-A — **Client Sample ID: Lab Control Sample**
Matrix: Water — **Prep Type: Total Recoverable**
Analysis Batch: 961679 — **Prep Batch: 961755**

Analyte	Spike Added	LCS Result	LCS Qualifier	Unit	D	%Rec	%Rec Limits
Arsenic	50.0	57.39		ug/L		115	80 - 120
Lead	25.0	27.54		ug/L		110	80 - 120

Lab Sample ID: MB 460-962889/1-A — **Client Sample ID: Method Blank**
Matrix: Water — **Prep Type: Total Recoverable**
Analysis Batch: 963149 — **Prep Batch: 962889**

Analyte	MB Result	MB Qualifier	RL	MDL	Unit	D	Prepared	Analyzed	Dil Fac
Arsenic	1.2	U	2.0	1.2	ug/L		03/07/24 09:35	03/08/24 14:59	1
Lead	0.42	U	1.2	0.42	ug/L		03/07/24 09:35	03/08/24 14:59	1

Lab Sample ID: LCS 460-962889/2-A — **Client Sample ID: Lab Control Sample**
Matrix: Water — **Prep Type: Total Recoverable**
Analysis Batch: 963149 — **Prep Batch: 962889**

Analyte	Spike Added	LCS Result	LCS Qualifier	Unit	D	%Rec	%Rec Limits
Arsenic	50.0	47.02		ug/L		94	80 - 120
Lead	25.0	23.47		ug/L		94	80 - 120

Method: 6020B - Metals (ICP/MS) (Continued)

Lab Sample ID: 460-298901-1 MS — **Client Sample ID: OB-27-022624**
Matrix: Water — **Prep Type: Total Recoverable**
Analysis Batch: 963149 — **Prep Batch: 962889**

Analyte	Sample Result	Sample Qualifier	Spike Added	MS Result	MS Qualifier	Unit	D	%Rec	%Rec Limits
Arsenic	25.8		50.0	75.64		ug/L		100	75 - 125
Lead	0.60	J	25.0	24.96		ug/L		97	75 - 125

Lab Sample ID: 460-298901-1 DU — **Client Sample ID: OB-27-022624**
Matrix: Water — **Prep Type: Total Recoverable**
Analysis Batch: 963149 — **Prep Batch: 962889**

Analyte	Sample Result	Sample Qualifier	DU Result	DU Qualifier	Unit	D	RPD	RPD Limit
Arsenic	25.8		26.30		ug/L		2	20
Lead	0.60	J	0.577	J	ug/L		5	20

Lab Sample ID: MB 460-961754/1-B — **Client Sample ID: Method Blank**
Matrix: Water — **Prep Type: Dissolved**
Analysis Batch: 961679 — **Prep Batch: 961755**

Analyte	MB Result	MB Qualifier	RL	MDL	Unit	D	Prepared	Analyzed	Dil Fac
Arsenic	1.2	U	2.0	1.2	ug/L		02/28/24 23:50	02/29/24 00:49	1
Lead	0.42	U	1.2	0.42	ug/L		02/28/24 23:50	02/29/24 00:49	1

Lab Sample ID: 460-298920-G-4-G MS — **Client Sample ID: Matrix Spike**
Matrix: Water — **Prep Type: Dissolved**
Analysis Batch: 961679 — **Prep Batch: 961755**

Analyte	Sample Result	Sample Qualifier	Spike Added	MS Result	MS Qualifier	Unit	D	%Rec	%Rec Limits
Arsenic	1.2	U	50.0	47.08		ug/L		94	75 - 125
Lead	0.42	U	25.0	22.09		ug/L		88	75 - 125

Lab Sample ID: 460-298920-G-4-H MSD — **Client Sample ID: Matrix Spike Duplicate**
Matrix: Water — **Prep Type: Dissolved**
Analysis Batch: 961679 — **Prep Batch: 961755**

Analyte	Sample Result	Sample Qualifier	Spike Added	MSD Result	MSD Qualifier	Unit	D	%Rec	%Rec Limits	RPD	RPD Limit
Arsenic	1.2	U	50.0	51.59		ug/L		103	75 - 125	9	20
Lead	0.42	U	25.0	21.54		ug/L		86	75 - 125	3	20

Lab Sample ID: 460-298920-G-4-F DU — **Client Sample ID: Duplicate**
Matrix: Water — **Prep Type: Dissolved**
Analysis Batch: 961679 — **Prep Batch: 961755**

Analyte	Sample Result	Sample Qualifier	DU Result	DU Qualifier	Unit	D	RPD	RPD Limit
Arsenic	1.2	U	1.2	U	ug/L		NC	20
Lead	0.42	U	0.42	U	ug/L		NC	20

QC Association Summary

Client: Cornerstone Environmental Group, LLC
Project/Site: FORD Ringwood Mines E203361 (2024)

Job ID: 460-298901-1

GC/MS VOA

Analysis Batch: 961672

Lab Sample ID	Client Sample ID	Prep Type	Matrix	Method	Prep Batch
460-298901-1	OB-27-022624	Total/NA	Water	8260D	
460-298901-2	OB-11R-022624	Total/NA	Water	8260D	
460-298901-3	TB-04	Total/NA	Water	8260D	
MB 460-961672/9	Method Blank	Total/NA	Water	8260D	
LCS 460-961672/5	Lab Control Sample	Total/NA	Water	8260D	
LCSD 460-961672/7	Lab Control Sample Dup	Total/NA	Water	8260D	

Analysis Batch: 962418

Lab Sample ID	Client Sample ID	Prep Type	Matrix	Method	Prep Batch
460-298901-1	OB-27-022624	Total/NA	Water	8260D SIM	
460-298901-2	OB-11R-022624	Total/NA	Water	8260D SIM	
460-298901-3	TB-04	Total/NA	Water	8260D SIM	
MB 460-962418/7	Method Blank	Total/NA	Water	8260D SIM	
LCS 460-962418/3	Lab Control Sample	Total/NA	Water	8260D SIM	
LCSD 460-962418/4	Lab Control Sample Dup	Total/NA	Water	8260D SIM	

GC/MS Semi VOA

Prep Batch: 961647

Lab Sample ID	Client Sample ID	Prep Type	Matrix	Method	Prep Batch
460-298901-1	OB-27-022624	Total/NA	Water	3510C	

Prep Batch: 961814

Lab Sample ID	Client Sample ID	Prep Type	Matrix	Method	Prep Batch
460-298901-2	OB-11R-022624	Total/NA	Water	3510C	
MB 460-961814/1-A	Method Blank	Total/NA	Water	3510C	
LCS 460-961814/2-A	Lab Control Sample	Total/NA	Water	3510C	
LCSD 460-961814/3-A	Lab Control Sample Dup	Total/NA	Water	3510C	
460-298920-E-4-A MSD	Matrix Spike Duplicate	Total/NA	Water	3510C	
460-298920-F-4-B MS	Matrix Spike	Total/NA	Water	3510C	

Analysis Batch: 961900

Lab Sample ID	Client Sample ID	Prep Type	Matrix	Method	Prep Batch
460-298901-1	OB-27-022624	Total/NA	Water	8270E SIM ID	961647
460-298901-2	OB-11R-022624	Total/NA	Water	8270E SIM ID	961814
MB 460-961814/1-A	Method Blank	Total/NA	Water	8270E SIM ID	961814
LCS 460-961814/2-A	Lab Control Sample	Total/NA	Water	8270E SIM ID	961814
LCSD 460-961814/3-A	Lab Control Sample Dup	Total/NA	Water	8270E SIM ID	961814
460-298920-E-4-A MSD	Matrix Spike Duplicate	Total/NA	Water	8270E SIM ID	961814
460-298920-F-4-B MS	Matrix Spike	Total/NA	Water	8270E SIM ID	961814

Metals

Analysis Batch: 961679

Lab Sample ID	Client Sample ID	Prep Type	Matrix	Method	Prep Batch
MB 460-961754/1-B	Method Blank	Dissolved	Water	6020B	961755
LCS 460-961755/25-A	Lab Control Sample	Total Recoverable	Water	6020B	961755
460-298920-G-4-G MS	Matrix Spike	Dissolved	Water	6020B	961755
460-298920-G-4-H MSD	Matrix Spike Duplicate	Dissolved	Water	6020B	961755
460-298920-G-4-F DU	Duplicate	Dissolved	Water	6020B	961755

QC Association Summary

Client: Cornerstone Environmental Group, LLC
Project/Site: FORD Ringwood Mines E203361 (2024)

Job ID: 460-298901-1

Metals

Filtration Batch: 961754

Lab Sample ID	Client Sample ID	Prep Type	Matrix	Method	Prep Batch
460-298901-1	OB-27-022624	Dissolved	Water	FILTRATION	
460-298901-2	OB-11R-022624	Dissolved	Water	FILTRATION	
MB 460-961754/1-B	Method Blank	Dissolved	Water	FILTRATION	
460-298920-G-4-G MS	Matrix Spike	Dissolved	Water	FILTRATION	
460-298920-G-4-H MSD	Matrix Spike Duplicate	Dissolved	Water	FILTRATION	
460-298920-G-4-F DU	Duplicate	Dissolved	Water	FILTRATION	

Prep Batch: 961755

Lab Sample ID	Client Sample ID	Prep Type	Matrix	Method	Prep Batch
460-298901-1	OB-27-022624	Dissolved	Water	3005A	961754
460-298901-2	OB-11R-022624	Dissolved	Water	3005A	961754
MB 460-961754/1-B	Method Blank	Dissolved	Water	3005A	961754
LCS 460-961755/25-A	Lab Control Sample	Total Recoverable	Water	3005A	
460-298920-G-4-G MS	Matrix Spike	Dissolved	Water	3005A	961754
460-298920-G-4-H MSD	Matrix Spike Duplicate	Dissolved	Water	3005A	961754
460-298920-G-4-F DU	Duplicate	Dissolved	Water	3005A	961754

Analysis Batch: 962080

Lab Sample ID	Client Sample ID	Prep Type	Matrix	Method	Prep Batch
460-298901-1	OB-27-022624	Dissolved	Water	6020B	961755
460-298901-2	OB-11R-022624	Dissolved	Water	6020B	961755

Prep Batch: 962889

Lab Sample ID	Client Sample ID	Prep Type	Matrix	Method	Prep Batch
460-298901-1	OB-27-022624	Total Recoverable	Water	3005A	
460-298901-2	OB-11R-022624	Total Recoverable	Water	3005A	
MB 460-962889/1-A	Method Blank	Total Recoverable	Water	3005A	
LCS 460-962889/2-A	Lab Control Sample	Total Recoverable	Water	3005A	
460-298901-1 MS	OB-27-022624	Total Recoverable	Water	3005A	
460-298901-1 DU	OB-27-022624	Total Recoverable	Water	3005A	

Analysis Batch: 963149

Lab Sample ID	Client Sample ID	Prep Type	Matrix	Method	Prep Batch
460-298901-1	OB-27-022624	Total Recoverable	Water	6020B	962889
460-298901-2	OB-11R-022624	Total Recoverable	Water	6020B	962889
MB 460-962889/1-A	Method Blank	Total Recoverable	Water	6020B	962889
LCS 460-962889/2-A	Lab Control Sample	Total Recoverable	Water	6020B	962889
460-298901-1 MS	OB-27-022624	Total Recoverable	Water	6020B	962889
460-298901-1 DU	OB-27-022624	Total Recoverable	Water	6020B	962889

Lab Chronicle

Client: Cornerstone Environmental Group, LLC
Project/Site: FORD Ringwood Mines E203361 (2024)

Job ID: 460-298901-1

Client Sample ID: OB-27-022624

Lab Sample ID: 460-298901-1

Date Collected: 02/26/24 13:10
Matrix: Water
Date Received: 02/27/24 08:37

Prep Type	Batch Type	Batch Method	Run	Dilution Factor	Batch Number	Analyst	Lab	Prepared or Analyzed
Total/NA	Analysis	8260D		1	961672	VBP	EET EDI	02/29/24 02:02
Total/NA	Analysis	8260D SIM		1	962418	SZD	EET EDI	03/05/24 17:49
Total/NA	Prep	3510C			961647	NMP	EET EDI	02/28/24 14:12
Total/NA	Analysis	8270E SIM ID		1	961900	MDJ	EET EDI	02/29/24 17:10
Dissolved	Filtration	FILTRATION			961754	VAD	EET EDI	02/28/24 23:40
Dissolved	Prep	3005A			961755	VAD	EET EDI	02/28/24 23:50
Dissolved	Analysis	6020B		1	962080	FBT	EET EDI	03/01/24 10:58
Total Recoverable	Prep	3005A			962889	KXN	EET EDI	03/07/24 09:35
Total Recoverable	Analysis	6020B		1	963149	FBT	EET EDI	03/08/24 14:43

Client Sample ID: OB-11R-022624

Lab Sample ID: 460-298901-2

Date Collected: 02/26/24 11:45
Matrix: Water
Date Received: 02/27/24 08:37

Prep Type	Batch Type	Batch Method	Run	Dilution Factor	Batch Number	Analyst	Lab	Prepared or Analyzed
Total/NA	Analysis	8260D		1	961672	VBP	EET EDI	02/29/24 02:21
Total/NA	Analysis	8260D SIM		1	962418	SZD	EET EDI	03/05/24 18:10
Total/NA	Prep	3510C			961814	AXB	EET EDI	02/29/24 08:19
Total/NA	Analysis	8270E SIM ID		1	961900	MDJ	EET EDI	02/29/24 17:25
Dissolved	Filtration	FILTRATION			961754	VAD	EET EDI	02/28/24 23:40
Dissolved	Prep	3005A			961755	VAD	EET EDI	02/28/24 23:50
Dissolved	Analysis	6020B		1	962080	FBT	EET EDI	03/01/24 11:01
Total Recoverable	Prep	3005A			962889	KXN	EET EDI	03/07/24 09:35
Total Recoverable	Analysis	6020B		1	963149	FBT	EET EDI	03/08/24 15:10

Client Sample ID: TB-04

Lab Sample ID: 460-298901-3

Date Collected: 02/26/24 00:00
Matrix: Water
Date Received: 02/27/24 08:37

Prep Type	Batch Type	Batch Method	Run	Dilution Factor	Batch Number	Analyst	Lab	Prepared or Analyzed
Total/NA	Analysis	8260D		1	961672	VBP	EET EDI	02/28/24 19:11
Total/NA	Analysis	8260D SIM		1	962418	SZD	EET EDI	03/05/24 13:51

Laboratory References:

EET EDI = Eurofins Edison, 777 New Durham Road, Edison, NJ 08817, TEL (732)549-3900

Accreditation/Certification Summary

Client: Cornerstone Environmental Group, LLC
Job ID: 460-298901-1
Project/Site: FORD Ringwood Mines E203361 (2024)

Laboratory: Eurofins Edison

Unless otherwise noted, all analytes for this laboratory were covered under each accreditation/certification below.

Authority	Program	Identification Number	Expiration Date
New Jersey	NELAP	12028	06-30-24

The following analytes are included in this report, but the laboratory is not certified by the governing authority. This list may include analytes for which the agency does not offer certification.

Analysis Method	Prep Method	Matrix	Analyte
8260D SIM		Water	1,2,3-Trichloropropane
8260D SIM		Water	1,2-Dibromo-3-Chloropropane
8260D SIM		Water	Ethylene Dibromide

Method Summary

Client: Cornerstone Environmental Group, LLC
Project/Site: FORD Ringwood Mines E203361 (2024)

Job ID: 460-298901-1

Method	Method Description	Protocol	Laboratory
8260D	Volatile Organic Compounds by GC/MS	SW846	EET EDI
8260D SIM	Volatile Organic Compounds (GC/MS)	SW846	EET EDI
8270E SIM ID	Semivolatile Organic Compounds (GC/MS SIM / Isotope Dilution)	SW846	EET EDI
6020B	Metals (ICP/MS)	SW846	EET EDI
3005A	Preparation, Total Recoverable or Dissolved Metals	SW846	EET EDI
3510C	Liquid-Liquid Extraction (Separatory Funnel)	SW846	EET EDI
5030C	Purge and Trap	SW846	EET EDI
FILTRATION	Sample Filtration	None	EET EDI

Protocol References:

None = None

SW846 = "Test Methods For Evaluating Solid Waste, Physical/Chemical Methods", Third Edition, November 1986 And Its Updates.

Laboratory References:

EET EDI = Eurofins Edison, 777 New Durham Road, Edison, NJ 08817, TEL (732)549-3900

Sample Summary

Client: Cornerstone Environmental Group, LLC
Project/Site: FORD Ringwood Mines E203361 (2024)

Job ID: 460-298901-1

Lab Sample ID	Client Sample ID	Matrix	Collected	Received
460-298901-1	OB-27-022624	Water	02/26/24 13:10	02/27/24 08:37
460-298901-2	OB-11R-022624	Water	02/26/24 11:45	02/27/24 08:37
460-298901-3	TB-04	Water	02/26/24 00:00	02/27/24 08:37

Chain of Custody Record

637744

eurofins | Environment Testing America

Address: _____

Regulatory Program: ☐ DW ☐ NPDES ☐ RCRA ☐ Other

TAL-8210

Client Contact	Project Manager: Tim Roeper	Site Contact:	Date:	COC No:
Company Name: Tetra Tech	Tel/Email: tim.roeper@tetratech.com	Lab Contact:	Carrier:	____ of ____ COCs
Address: 100 Crystal Run Rd Ste 101	Analysis Turnaround Time			Sampler:
City/State/Zip: Middletown, NY 10941	☒ CALENDAR DAYS ☐ WORKING DAYS			For Lab Use Only:
Phone: 845-695-0200	TAT if different from Below _____			Walk-in Client:
Fax:	☒ 2 weeks			Lab Sampling:
Project Name: Ringwood Mines - Ford	☐ 1 week			
Site: Ringwood, NJ	☐ 2 days			Job / SDG No.: 198901
PO# 209-42123111-003	☐ 1 day			

Sample Identification	Sample Date	Sample Time	Sample Type (C=Comp, G=Grab)	Matrix	# of Cont.	Filtered Sample (Y/N)	Perform MS/MSD (Y/N)	8260D TCL VOCs STM	6020B - As, Pb	6020B - Diss As, Pb	8270E - 1,4-Dioxane w/ SIM	Sample Specific Notes:
OB-27-022624	2/26/24	1310	G	GW	8	N	N	X	X	X	X	
OB-11R-022624	2/26/24	1145	G	GW	8	N	N	X	X	X	X	
TB-04	2/26/24	—	G	BW	2	N	N	X				
Preservation Used: 1= Ice, 2= HCl; 3= H2SO4; 4=HNO3, 5=NaOH; 6= Other _____								2	4	1	1	

460-298901 Chain of Custody

Possible Hazard Identification

Are any samples from a listed EPA Hazardous Waste? Please List any EPA Waste Codes for the sample in the Comments Section if the lab is to dispose of the sample.

☒ Non-Hazard ☐ Flammable ☐ Skin Irritant ☐ Poison B ☐ Unknown

Sample Disposal (A fee may be assessed if samples are retained longer than 1 month)

☐ Return to Client ☒ Disposal by Lab ☐ Archive for _____ Months

Special Instructions/QC Requirements & Comments.

Custody Seals Intact: ☐ Yes ☐ No | Custody Seal No | Cooler Temp. (°C): Obs'd: _____ Corr'd: _____ | Therm ID No. _____

Relinquished by	Company	Date/Time	Received by	Company	Date/Time
Daniel Gilbert	TT	02/27/24 / 0830	PS	ETA	2/27/24 8:
Relinquished by	Company	Date/Time	Received by	Company	Date/Time
	Company	Date/Time	Received in Laboratory by	Company	Date/Time

Eurofins TestAmerica Edison
Receipt Temperature and pH Log

Job Number: 298901

Number of Coolers: 1 IR Gun # 9

Cooler Temperatures

	RAW	CORRECTED		RAW	CORRECTED		RAW	CORRECTED
Cooler #1:	7 °C	8 °C	Cooler #4:	°C	°C	Cooler #7:	°C	°C
Cooler #2:	°C	°C	Cooler #5:	°C	°C	Cooler #8:	°C	°C
Cooler #3:	°C	°C	Cooler #6:	°C	°C	Cooler #9:	°C	°C

TALS Sample Number	Ammonia (pH<2)	COD (pH<2)	Nitrate Nitrite (pH<2)	Metals* (pH<2)	Hardness (pH<2)	Pest (pH 5-9)	EPH or QAM (pH<2)	Phenols (pH<2)	Sulfide (pH>9)	TKN (pH<2)	TOC (pH<2)	Total Cyanide (pH>12)	Total Phos (pH<2)	Other	Other
1				✓											
2				✓											

If pH adjustments are required record the information below:

Sample No(s). adjusted: _____

Preservative Name/Conc. _____ Volume of Preservative used (ml) _____

Lot # of Preservative(s): _____ Expiration Date: _____

The appropriate Project Manager and Department Manager should be notified about the samples which were pH adjusted.

**Samples for Metal analysis which are out of compliance must be acidified at least 24 hours prior to analysis.*

EDS-WI-038 Rev 4.1
10/22/2019

Initials: PL Date: 2/27/24

Login Sample Receipt Checklist

Client: Cornerstone Environmental Group, LLC

Job Number: 460-298901-1

Login Number: 298901
List Number: 1
Creator: Rivera, Kenneth

List Source: Eurofins Edison

Question	Answer	Comment
Radioactivity wasn't checked or is </= background as measured by a survey meter.	N/A	
The cooler's custody seal, if present, is intact.	True	
Sample custody seals, if present, are intact.	True	
The cooler or samples do not appear to have been compromised or tampered with.	True	
Samples were received on ice.	True	
Cooler Temperature is acceptable.	True	
Cooler Temperature is recorded.	True	
COC is present.	True	
COC is filled out in ink and legible.	True	
COC is filled out with all pertinent information.	True	
Is the Field Sampler's name present on COC?	True	
There are no discrepancies between the containers received and the COC.	True	
Samples are received within Holding Time (excluding tests with immediate HTs)	True	
Sample containers have legible labels.	True	
Containers are not broken or leaking.	True	
Sample collection date/times are provided.	True	
Appropriate sample containers are used.	True	
Sample bottles are completely filled.	True	
Sample Preservation Verified.	True	
There is sufficient vol. for all requested analyses, incl. any requested MS/MSDs	True	
Containers requiring zero headspace have no headspace or bubble is <6mm (1/4").	True	
Multiphasic samples are not present.	True	
Samples do not require splitting or compositing.	True	
Residual Chlorine Checked.	N/A	

ATTACHMENT D

DATA VALIDATION REPORTS

DATA VERIFICATION REPORT

March 04, 2024

Tim Roeper
Tetratech
100 Crystal Run Road
Suite 100
Middletown, NY 10944

CADENA project ID: E203361
Project: Ford Ringwood Mines Project
Project number:
Event Specific Scope of Work References: Sample COC
Laboratory: Eurofins Environment Testing LLC - Edison
Laboratory submittal: 298561-1
Sample date: 2024-02-20
Report received by CADENA: 2024-03-04
Initial Data Verification completed by CADENA: 2024-03-04
Number of Samples:23
Sample Matrices: Water, field duplicate, field blank, trip blank
Test Categories: GCMS VOC, GCMS SVOC and Metals
Please see attached criteria report or sample result/qualified analytical result summary for qualifier flags assigned to sample data.

The following minor QC exceptions or missing information were noted:

FBK - FIELD BLANKS had detections BELOW the Reporting Limit (RL) for these analytes. The listed client sample results had concentrations LESS than 5X the blank levels so client sample results reported below the RL are considered non-detect at the RL and qualified with UB flags and results greater than the RL are non-detect at the sample concentration reported and qualified with B flags : GCMS VOC - UB flags - CHLOROMETHANE - all field sample detections (see QAR table for details).

TRIP BLANKS had detections BELOW the Reporting Limit (RL) as noted below. Client sample results were either non-detect for these analytes or had concentrations greater than 5X the method blank levels so qualification of client sample results was not required: GCMS VOC - bromoform and chlorodibromomethane.

LCS recoveries were outliers biased HIGH for these tests and analytes (or one LCS and the associated LCS/LCSD RPD). All associated client sample results were non-detect for these analytes so were not affected by the high bias and qualification was not required: GCMS VOC QC batch 961214 - carbon disulfide.

MS and MSD recovery outliers or one recovery and the MS/MSD RPD were outliers with the recovery biased HIGH for these analytes. Client sample results spiked as noted below were non-detect so qualification was not required based on these high bias QC outliers: GCMS VOC sample -004 - carbon disulfide.

MS or MSD recoveries but not both or RPD only were outliers for the following analytes so results for the client sample spiked were not qualified based on these QC outliers alone: GCMS-SIM VOC sample -004 - ethylene dibromide - RPD outlier only.

GCMS VOC CCV STANDARD response outliers as noted in the laboratory submittal case narrative were not used to qualify client sample results as part of this level 2 data package verification review.

Sample receipt note: per laboratory submittal case narrative the dissolved metals field samples were filtered at the lab instead of in the field. Qualifications were not applied based on this sample receipt observation alone. All associated dissolved metals field results were non-detect so high bias in dissolved metals results due to a delay in filtering was not observed.

Sample/MS/MSD Surrogate Recovery, Blank/LCS Surrogate Recovery, LCS/LCD Recovery, LCS/LCD RPD, MS/MSD Recovery, MS/MSD RPD, Blank Contamination and Hold Time Exception were reviewed as part of our verification.

Data verification for the report specified above was completed using the Ford Motor Company Environmental Laboratory Technical Specification, the CADENA Standard Operating Procedure for the Verification of Environmental Analytical Data and the associated analytical methods as references for evaluating the batch QC, sample data and report content. The EPA National Functional Guidelines for validating organic and inorganic data were used as guidance when addressing out of control QC results and the associated data qualifiers.

Analytical results reported between RDL and MDL are flagged 'J' and considered estimated values.

Qualifiers added during verification have been added to the electronic data which is available for download from the CADENA CLMS. Refer to the attached table of analytical results that have been qualified during verification.

The definitions of the qualifiers used for this data package are defined in the analytical report. CADENA valid qualifiers are defined in the table below. To view and download a PDF copy of the laboratory analytical report access the CADENA CLMS at http://clms.cadenaco.com/index.cfm.

Please contact me if you have any questions.

Sincerely,

Jim Tomalia

Project Scientist

CADENA Inc, 1099 Highland Drive, Suite E, Ann Arbor, MI 48108 517-819-0356

CADENA Valid Qualifiers

Valid Qualifiers	Description
<	Less than the reported concentration.
>	Greater than the reported concentration.
B	The analyte / compound was detected in the associated blank. For Organic methods the sample concentration was greater than the RDL and less than 5x (or 10x for common lab contaminates) the blank concentration and is considered non-detect at the reported concentration. For Inorganic methods the sample concentration was greater than the RDL and less than 10x the blank concentration and is considered non-detect at the reported concentration.
E	The analyte / Compound reported exceeds the calibration range and is considered estimated.
EMPC	Estimated Minimum Potential Contamination - Dioxin/Furan analyses only.
J	Indicates an estimated value. This flag is used either when estimating a concentration for a tentatively identified compound or when the data indicates the presence of an analyte / compound but the result is less than the sample Quantitation limit, but greater than zero. The flag is also used in data validation to indicate a reported value should be considered estimated due to associated quality assurance deficiencies.
J-	The result is an estimated quantity, but the result may be biased low.
JB	NON-DETECT AT THE CONCENTRATION REPORTED AND ESTIMATED
JH	The sample result is considered estimated and is potentially biased high.
JL	The sample result is considered estimated and is potentially biased low.
JUB	NON-DETECT AT THE REPORTING LIMIT AND ESTIMATED
NJ	Tentatively identified compound with approximated concentration.
R	Indicates the value is considered to be unusable. (Note: The analyte / compound may or may not be present.)
TNTC	Too Numerous to Count - Asbestos and Microbiological Results.
U	Indicates that the analyte / compound was analyzed for, but not detected.
UB	The analyte / compound was detected in the associated blank. For Organic methods the sample concentration was less than the RDL and less than 5x (or 10x for common lab contaminates) the blank concentration and is considered non-detect at the RDL. For Inorganic methods the sample concentration was less than the RDL and less than 10x the blank concentration and is considered non-detect at the RDL.
UJ	The analyte / compound was not detected above the reported sample Quantitation limit. However, the Quantitation limit is considered to be approximate due to associated quality assurance results and may or may not represent the actual limit of Quantitation to accurately and precisely report the analyte in the sample.

SAMPLING AND ANALYSIS SUMMARY

CADENA Project ID: E203361

Laboratory: Eurofins Environment Testing LLC-Edison
Laboratory Submittal: 298561-1

Lab Sample ID	Sample ID	Collection Date (mm/yy/dd)	Collection Time (hh:mm:ss)	GCMS VOC	GCMS VOC SIM	GCMS SVOC 2018	METALS BY ICPMS(D)	METALS BY ICPMS	Comment
4602985611	SW-PAB-00	2/20/2024	12:45:00	X	X	X	X	X	
46029856110	SW-SP-01-022024	2/20/2024	11:55:00	X	X	X	X	X	
46029856111	SW-MRB-03-022024	2/20/2024	1:00:00	X	X	X	X	X	
46029856112	SW-MRB-02-022024	2/20/2024	12:35:00	X	X	X	X	X	
46029856113	SW-NOB-02-022024	2/20/2024	11:35:00	X	X	X	X	X	
46029856114	SW-PMB-01-022024	2/20/2024	9:15:00	X	X	X	X	X	
46029856115	SW-PMB-02-022024	2/20/2024	9:40:00	X	X	X	X	X	
46029856116	SW-03-022024	2/20/2024	10:00:00	X	X	X	X	X	
46029856117	SW-04-022024	2/20/2024	10:30:00	X	X	X	X	X	
46029856118	TB-01	2/20/2024	12:00:00	X	X				
46029856119	SW-NOB-01-022024	2/20/2024	9:10:00	X	X	X	X	X	
4602985612	SW-PAB-01	2/20/2024	10:25:00	X	X	X	X	X	
46029856120	SW-PAB-02-22024	2/20/2024	10:15:00	X	X	X	X	X	
46029856121	SW-PAB-03-22024	2/20/2024	11:25:00	X	X	X	X	X	
46029856122	SW-MRB-00-022024	2/20/2024	12:10:00	X	X	X	X	X	
46029856123	SW-MRB-01-022024	2/20/2024	2:00:00	X	X	X	X	X	
4602985613	SW-PAB-01A	2/20/2024	10:00:00	X	X	X	X	X	
4602985614	SW-SR3-POND	2/20/2024	11:05:00	X	X	X	X	X	
4602985615	SW-SR3-SEEP-02	2/20/2024	10:50:00	X	X	X	X	X	
4602985616	SW-11	2/20/2024	12:20:00	X	X	X	X	X	
4602985617	FB-01-022024	2/20/2024	11:30:00	X	X	X	X	X	
4602985618	DUP-01-022024	2/20/2024	12:00:00	X	X	X	X	X	
4602985619	SW-PAB-04-022024	2/20/2024	11:20:00	X	X	X	X	X	

Qualified Results Summary

CADENA Project ID: E203361
Laboratory: Eurofins Environment Testing LLC - Edison
Laboratory Submittal: 298561-1

		Sample Name:	SW-SP-01-022024				SW-NOB-02-022024				SW-NOB-01-022024				SW-PAB-01				SW-PAB-03-22024				SW-PAB-01A			
		Lab Sample ID:	46029856110				46029856113				46029856119				4602985612				46029856121				4602985613			
		Sample Date:	2/20/2024				2/20/2024				2/20/2024				2/20/2024				2/20/2024				2/20/2024			
Analyte	**Cas No.**	**Result**	**Report Limit**	**Units**	**Valid Qualifier**	**Result**	**Report Limit**	**Units**	**Valid Qualifier**	**Result**	**Report Limit**	**Units**	**Valid Qualifier**	**Result**	**Report Limit**	**Units**	**Valid Qualifier**	**Result**	**Report Limit**	**Units**	**Valid Qualifier**	**Result**	**Report Limit**	**Units**	**Valid Qualifier**
GC/MS VOC																										
OSW-8260D																										
Chloromethane	74-87-3	0.51	1.0	ug/l	UB	0.72	1.0	ug/l	UB	0.42	1.0	ug/l	UB	0.43	1.0	ug/l	UB	0.63	1.0	ug/l	UB	0.53	1.0	ug/l	UB

Analytical Results Summary

CADENA Project ID: E203361
Laboratory: Eurofins Environment Testing LLC - Edison
Laboratory Submittal: 298561-1

		Sample Name:	SW-PAB-00				SW-SP-01-022024				SW-MRB-03-022024				SW-MRB-02-022024				SW-NOB-02-022024				SW-PMB-01-022024			
		Lab Sample ID:	4602985611				46029856110				46029856111				46029856112				46029856113				46029856114			
		Sample Date:	2/20/2024				2/20/2024				2/20/2024				2/20/2024				2/20/2024				2/20/2024			
Analyte	**Cas No.**	**Result**	**Report Limit**	**Units**	**Valid Qualifier**	**Result**	**Report Limit**	**Units**	**Valid Qualifier**	**Result**	**Report Limit**	**Units**	**Valid Qualifier**	**Result**	**Report Limit**	**Units**	**Valid Qualifier**	**Result**	**Report Limit**	**Units**	**Valid Qualifier**	**Result**	**Report Limit**	**Units**	**Valid Qualifier**
GC/MS VOC																									
OSW-8260D																									
1,1,1-Trichloroethane	71-55-6	ND	1.0	ug/l	---	ND	1.0	ug/l	---	ND	1.0	ug/l	---	ND	1.0	ug/l	---	ND	1.0	ug/l	---	ND	1.0	ug/l	---
1,1,2,2-Tetrachloroethane	79-34-5	ND	1.0	ug/l	---	ND	1.0	ug/l	---	ND	1.0	ug/l	---	ND	1.0	ug/l	---	ND	1.0	ug/l	---	ND	1.0	ug/l	---
1,1,2-Trichloro-1,2,2-trifluoroethane	76-13-1	ND	1.0	ug/l	---	ND	1.0	ug/l	---	ND	1.0	ug/l	---	ND	1.0	ug/l	---	ND	1.0	ug/l	---	ND	1.0	ug/l	---
1,1,2-Trichloroethane	79-00-5	ND	1.0	ug/l	---	ND	1.0	ug/l	---	ND	1.0	ug/l	---	ND	1.0	ug/l	---	ND	1.0	ug/l	---	ND	1.0	ug/l	---
1,1-Dichloroethane	75-34-3	ND	1.0	ug/l	---	ND	1.0	ug/l	---	ND	1.0	ug/l	---	ND	1.0	ug/l	---	ND	1.0	ug/l	---	ND	1.0	ug/l	---
1,1-Dichloroethene	75-35-4	ND	1.0	ug/l	---	ND	1.0	ug/l	---	ND	1.0	ug/l	---	ND	1.0	ug/l	---	ND	1.0	ug/l	---	ND	1.0	ug/l	---
1,2,3-Trichlorobenzene	87-61-6	ND	1.0	ug/l	---	ND	1.0	ug/l	---	ND	1.0	ug/l	---	ND	1.0	ug/l	---	ND	1.0	ug/l	---	ND	1.0	ug/l	---
1,2,4-Trichlorobenzene	120-82-1	ND	1.0	ug/l	---	ND	1.0	ug/l	---	ND	1.0	ug/l	---	ND	1.0	ug/l	---	ND	1.0	ug/l	---	ND	1.0	ug/l	---
1,2-Dichlorobenzene	95-50-1	ND	1.0	ug/l	---	ND	1.0	ug/l	---	ND	1.0	ug/l	---	ND	1.0	ug/l	---	ND	1.0	ug/l	---	ND	1.0	ug/l	---
1,2-Dichloroethane	107-06-2	ND	1.0	ug/l	---	ND	1.0	ug/l	---	ND	1.0	ug/l	---	ND	1.0	ug/l	---	ND	1.0	ug/l	---	ND	1.0	ug/l	---
1,2-Dichloropropane	78-87-5	ND	1.0	ug/l	---	ND	1.0	ug/l	---	ND	1.0	ug/l	---	ND	1.0	ug/l	---	ND	1.0	ug/l	---	ND	1.0	ug/l	---
1,3-Dichlorobenzene	541-73-1	ND	1.0	ug/l	---	ND	1.0	ug/l	---	ND	1.0	ug/l	---	ND	1.0	ug/l	---	ND	1.0	ug/l	---	ND	1.0	ug/l	---
1,4-Dichlorobenzene	106-46-7	ND	1.0	ug/l	---	ND	1.0	ug/l	---	ND	1.0	ug/l	---	ND	1.0	ug/l	---	ND	1.0	ug/l	---	ND	1.0	ug/l	---
2-Butanone (MEK)	78-93-3	ND	5.0	ug/l	---	ND	5.0	ug/l	---	ND	5.0	ug/l	---	ND	5.0	ug/l	---	ND	5.0	ug/l	---	ND	5.0	ug/l	---
2-Hexanone	591-78-6	ND	5.0	ug/l	---	ND	5.0	ug/l	---	ND	5.0	ug/l	---	ND	5.0	ug/l	---	ND	5.0	ug/l	---	ND	5.0	ug/l	---
4-Methyl-2-pentanone (MIBK)	108-10-1	ND	5.0	ug/l	---	ND	5.0	ug/l	---	ND	5.0	ug/l	---	ND	5.0	ug/l	---	ND	5.0	ug/l	---	ND	5.0	ug/l	---
Acetone	67-64-1	ND	5.0	ug/l	---	ND	5.0	ug/l	---	ND	5.0	ug/l	---	ND	5.0	ug/l	---	ND	5.0	ug/l	---	ND	5.0	ug/l	---
Benzene	71-43-2	ND	1.0	ug/l	---	ND	1.0	ug/l	---	ND	1.0	ug/l	---	ND	1.0	ug/l	---	ND	1.0	ug/l	---	ND	1.0	ug/l	---
Bromoform	75-25-2	ND	1.0	ug/l	---	ND	1.0	ug/l	---	ND	1.0	ug/l	---	ND	1.0	ug/l	---	ND	1.0	ug/l	---	ND	1.0	ug/l	---
Bromomethane	74-83-9	ND	1.0	ug/l	---	ND	1.0	ug/l	---	ND	1.0	ug/l	---	ND	1.0	ug/l	---	ND	1.0	ug/l	---	ND	1.0	ug/l	---
Carbon disulfide	75-15-0	ND	1.0	ug/l	---	ND	1.0	ug/l	---	ND	1.0	ug/l	---	ND	1.0	ug/l	---	ND	1.0	ug/l	---	ND	1.0	ug/l	---
Carbon tetrachloride	56-23-5	ND	1.0	ug/l	---	ND	1.0	ug/l	---	ND	1.0	ug/l	---	ND	1.0	ug/l	---	ND	1.0	ug/l	---	ND	1.0	ug/l	---
Chlorobenzene	108-90-7	ND	1.0	ug/l	---	ND	1.0	ug/l	---	ND	1.0	ug/l	---	ND	1.0	ug/l	---	ND	1.0	ug/l	---	ND	1.0	ug/l	---
Chlorobromomethane	74-97-5	ND	1.0	ug/l	---	ND	1.0	ug/l	---	ND	1.0	ug/l	---	ND	1.0	ug/l	---	ND	1.0	ug/l	---	ND	1.0	ug/l	---
Chlorodibromomethane	124-48-1	ND	1.0	ug/l	---	ND	1.0	ug/l	---	ND	1.0	ug/l	---	ND	1.0	ug/l	---	ND	1.0	ug/l	---	ND	1.0	ug/l	---
Chloroethane	75-00-3	ND	1.0	ug/l	---	ND	1.0	ug/l	---	ND	1.0	ug/l	---	ND	1.0	ug/l	---	ND	1.0	ug/l	---	ND	1.0	ug/l	---
Chloroform	67-66-3	ND	1.0	ug/l	---	ND	1.0	ug/l	---	ND	1.0	ug/l	---	ND	1.0	ug/l	---	ND	1.0	ug/l	---	ND	1.0	ug/l	---
Chloromethane	74-87-3	ND	1.0	ug/l	---	0.51	1.0	ug/l	UB	ND	1.0	ug/l	---	ND	1.0	ug/l	---	0.72	1.0	ug/l	UB	ND	1.0	ug/l	---
cis-1,2-Dichloroethene	156-59-2	ND	1.0	ug/l	---	ND	1.0	ug/l	---	ND	1.0	ug/l	---	ND	1.0	ug/l	---	ND	1.0	ug/l	---	ND	1.0	ug/l	---
cis-1,3-Dichloropropene	10061-01-5	ND	1.0	ug/l	---	ND	1.0	ug/l	---	ND	1.0	ug/l	---	ND	1.0	ug/l	---	ND	1.0	ug/l	---	ND	1.0	ug/l	---
Cyclohexane	110-82-7	ND	1.0	ug/l	---	ND	1.0	ug/l	---	ND	1.0	ug/l	---	ND	1.0	ug/l	---	ND	1.0	ug/l	---	ND	1.0	ug/l	---
Dichlorobromomethane	75-27-4	ND	1.0	ug/l	---	ND	1.0	ug/l	---	ND	1.0	ug/l	---	ND	1.0	ug/l	---	ND	1.0	ug/l	---	ND	1.0	ug/l	---
Dichlorodifluoromethane	75-71-8	ND	1.0	ug/l	---	ND	1.0	ug/l	---	ND	1.0	ug/l	---	ND	1.0	ug/l	---	ND	1.0	ug/l	---	ND	1.0	ug/l	---
Ethylbenzene	100-41-4	ND	1.0	ug/l	---	ND	1.0	ug/l	---	ND	1.0	ug/l	---	ND	1.0	ug/l	---	ND	1.0	ug/l	---	ND	1.0	ug/l	---
Isopropylbenzene	98-82-8	ND	1.0	ug/l	---	ND	1.0	ug/l	---	ND	1.0	ug/l	---	ND	1.0	ug/l	---	ND	1.0	ug/l	---	ND	1.0	ug/l	---
Methyl acetate	79-20-9	ND	5.0	ug/l	---	ND	5.0	ug/l	---	ND	5.0	ug/l	---	ND	5.0	ug/l	---	ND	5.0	ug/l	---	ND	5.0	ug/l	---
Methyl tert-butyl ether	1634-04-4	ND	1.0	ug/l	---	ND	1.0	ug/l	---	ND	1.0	ug/l	---	ND	1.0	ug/l	---	ND	1.0	ug/l	---	ND	1.0	ug/l	---
Methylcyclohexane	108-87-2	ND	1.0	ug/l	---	ND	1.0	ug/l	---	ND	1.0	ug/l	---	ND	1.0	ug/l	---	ND	1.0	ug/l	---	ND	1.0	ug/l	---
Methylene Chloride	75-09-2	ND	1.0	ug/l	---	ND	1.0	ug/l	---	ND	1.0	ug/l	---	ND	1.0	ug/l	---	ND	1.0	ug/l	---	ND	1.0	ug/l	---
Styrene	100-42-5	ND	1.0	ug/l	---	ND	1.0	ug/l	---	ND	1.0	ug/l	---	ND	1.0	ug/l	---	ND	1.0	ug/l	---	ND	1.0	ug/l	---
Tetrachloroethene	127-18-4	ND	1.0	ug/l	---	ND	1.0	ug/l	---	ND	1.0	ug/l	---	ND	1.0	ug/l	---	ND	1.0	ug/l	---	ND	1.0	ug/l	---
Toluene	108-88-3	ND	1.0	ug/l	---	ND	1.0	ug/l	---	ND	1.0	ug/l	---	ND	1.0	ug/l	---	ND	1.0	ug/l	---	ND	1.0	ug/l	---
trans-1,2-Dichloroethene	156-60-5	ND	1.0	ug/l	---	ND	1.0	ug/l	---	ND	1.0	ug/l	---	ND	1.0	ug/l	---	ND	1.0	ug/l	---	ND	1.0	ug/l	---
trans-1,3-Dichloropropene	10061-02-6	ND	1.0	ug/l	---	ND	1.0	ug/l	---	ND	1.0	ug/l	---	ND	1.0	ug/l	---	ND	1.0	ug/l	---	ND	1.0	ug/l	---
Trichloroethene	79-01-6	ND	1.0	ug/l	---	ND	1.0	ug/l	---	ND	1.0	ug/l	---	ND	1.0	ug/l	---	ND	1.0	ug/l	---	ND	1.0	ug/l	---
Trichlorofluoromethane	75-69-4	ND	1.0	ug/l	---	ND	1.0	ug/l	---	ND	1.0	ug/l	---	ND	1.0	ug/l	---	ND	1.0	ug/l	---	ND	1.0	ug/l	---
Vinyl chloride	75-01-4	ND	1.0	ug/l	---	ND	1.0	ug/l	---	ND	1.0	ug/l	---	ND	1.0	ug/l	---	ND	1.0	ug/l	---	ND	1.0	ug/l	---
Xylenes, Total	1330-20-7	ND	2.0	ug/l	---	ND	2.0	ug/l	---	ND	2.0	ug/l	---	ND	2.0	ug/l	---	ND	2.0	ug/l	---	ND	2.0	ug/l	---
OSW-8260DSIM																									
1,2,3-Trichloropropane	96-18-4	ND	0.030	ug/l	---	ND	0.030	ug/l	---	ND	0.030	ug/l	---	ND	0.030	ug/l	---	ND	0.030	ug/l	---	ND	0.030	ug/l	---
1,2-Dibromo-3-Chloropropane	96-12-8	ND	0.020	ug/l	---	ND	0.020	ug/l	---	ND	0.020	ug/l	---	ND	0.020	ug/l	---	ND	0.020	ug/l	---	ND	0.020	ug/l	---
1,4-Dioxane	123-91-1	ND	0.40	ug/l	---	ND	0.40	ug/l	---	ND	0.40	ug/l	---	ND	0.40	ug/l	---	ND	0.40	ug/l	---	ND	0.40	ug/l	---
Ethylene Dibromide	106-93-4	ND	0.020	ug/l	---	ND	0.020	ug/l	---	ND	0.020	ug/l	---	ND	0.020	ug/l	---	ND	0.020	ug/l	---	ND	0.020	ug/l	---
GC/MS SVOC																									
OSW-8270E																									
1,4-Dioxane	123-91-1	ND	0.20	ug/l	---	ND	0.20	ug/l	---	ND	0.20	ug/l	---	ND	0.20	ug/l	---	ND	0.20	ug/l	---	ND	0.20	ug/l	---
Metals																									
OSW-6020B																									
Arsenic	7440-38-2	ND	2.0	ug/l	---	ND	2.0	ug/l	---	ND	2.0	ug/l	---	ND	2.0	ug/l	---	ND	2.0	ug/l	---	ND	2.0	ug/l	---
Arsenic - Dissolved	7440-38-2	ND	2.0	ug/l	---	ND	2.0	ug/l	---	ND	2.0	ug/l	---	ND	2.0	ug/l	---	ND	2.0	ug/l	---	ND	2.0	ug/l	---
Lead	7439-92-1	ND	1.2	ug/l	---	ND	1.2	ug/l	---	ND	1.2	ug/l	---	0.68	1.2	ug/l	J	ND	1.2	ug/l	---	ND	1.2	ug/l	---
Lead - Dissolved	7439-92-1	ND	1.2	ug/l	---	ND	1.2	ug/l	---	ND	1.2	ug/l	---	ND	1.2	ug/l	---	ND	1.2	ug/l	---	ND	1.2	ug/l	---

Analytical Results Summary

CADENA Project ID: E203361
Laboratory: Eurofins Environment Testing LLC - Edison
Laboratory Submittal: 298561-1

		Sample Name:	SW-PMB-02-022024				SW-03-022024				SW-04-022024				TB-01				SW-NOB-01-022024				SW-PAB-01			
		Lab Sample ID:	46029856115				46029856116				46029856117				46029856118				46029856119				4602985612			
		Sample Date:	2/20/2024				2/20/2024				2/20/2024				2/20/2024				2/20/2024				2/20/2024			
Analyte	**Cas No.**	**Result**	**Report Limit**	**Units**	**Valid Qualifier**	**Result**	**Report Limit**	**Units**	**Valid Qualifier**	**Result**	**Report Limit**	**Units**	**Valid Qualifier**	**Result**	**Report Limit**	**Units**	**Valid Qualifier**	**Result**	**Report Limit**	**Units**	**Valid Qualifier**	**Result**	**Report Limit**	**Units**	**Valid Qualifier**
GC/MS VOC																										
OSW-8260D																										
1,1,1-Trichloroethane	71-55-6	ND	1.0	ug/l	---	ND	1.0	ug/l	---	ND	1.0	ug/l	---	ND	1.0	ug/l	---	ND	1.0	ug/l	---	ND	1.0	ug/l	---
1,1,2,2-Tetrachloroethane	79-34-5	ND	1.0	ug/l	---	ND	1.0	ug/l	---	ND	1.0	ug/l	---	ND	1.0	ug/l	---	ND	1.0	ug/l	---	ND	1.0	ug/l	---
1,1,2-Trichloro-1,2,2-trifluoroethane	76-13-1	ND	1.0	ug/l	---	ND	1.0	ug/l	---	ND	1.0	ug/l	---	ND	1.0	ug/l	---	ND	1.0	ug/l	---	ND	1.0	ug/l	---
1,1,2-Trichloroethane	79-00-5	ND	1.0	ug/l	---	ND	1.0	ug/l	---	ND	1.0	ug/l	---	ND	1.0	ug/l	---	ND	1.0	ug/l	---	ND	1.0	ug/l	---
1,1-Dichloroethane	75-34-3	ND	1.0	ug/l	---	ND	1.0	ug/l	---	ND	1.0	ug/l	---	ND	1.0	ug/l	---	ND	1.0	ug/l	---	ND	1.0	ug/l	---
1,1-Dichloroethene	75-35-4	ND	1.0	ug/l	---	ND	1.0	ug/l	---	ND	1.0	ug/l	---	ND	1.0	ug/l	---	ND	1.0	ug/l	---	ND	1.0	ug/l	---
1,2,3-Trichlorobenzene	87-61-6	ND	1.0	ug/l	---	ND	1.0	ug/l	---	ND	1.0	ug/l	---	ND	1.0	ug/l	---	ND	1.0	ug/l	---	ND	1.0	ug/l	---
1,2,4-Trichlorobenzene	120-82-1	ND	1.0	ug/l	---	ND	1.0	ug/l	---	ND	1.0	ug/l	---	ND	1.0	ug/l	---	ND	1.0	ug/l	---	ND	1.0	ug/l	---
1,2-Dichlorobenzene	95-50-1	ND	1.0	ug/l	---	ND	1.0	ug/l	---	ND	1.0	ug/l	---	ND	1.0	ug/l	---	ND	1.0	ug/l	---	ND	1.0	ug/l	---
1,2-Dichloroethane	107-06-2	ND	1.0	ug/l	---	ND	1.0	ug/l	---	ND	1.0	ug/l	---	ND	1.0	ug/l	---	ND	1.0	ug/l	---	ND	1.0	ug/l	---
1,2-Dichloropropane	78-87-5	ND	1.0	ug/l	---	ND	1.0	ug/l	---	ND	1.0	ug/l	---	ND	1.0	ug/l	---	ND	1.0	ug/l	---	ND	1.0	ug/l	---
1,3-Dichlorobenzene	541-73-1	ND	1.0	ug/l	---	ND	1.0	ug/l	---	ND	1.0	ug/l	---	ND	1.0	ug/l	---	ND	1.0	ug/l	---	ND	1.0	ug/l	---
1,4-Dichlorobenzene	106-46-7	ND	1.0	ug/l	---	ND	1.0	ug/l	---	ND	1.0	ug/l	---	ND	1.0	ug/l	---	ND	1.0	ug/l	---	ND	1.0	ug/l	---
2-Butanone (MEK)	78-93-3	ND	5.0	ug/l	---	ND	5.0	ug/l	---	ND	5.0	ug/l	---	ND	5.0	ug/l	---	ND	5.0	ug/l	---	ND	5.0	ug/l	---
2-Hexanone	591-78-6	ND	5.0	ug/l	---	ND	5.0	ug/l	---	ND	5.0	ug/l	---	ND	5.0	ug/l	---	ND	5.0	ug/l	---	ND	5.0	ug/l	---
4-Methyl-2-pentanone (MIBK)	108-10-1	ND	5.0	ug/l	---	ND	5.0	ug/l	---	ND	5.0	ug/l	---	ND	5.0	ug/l	---	ND	5.0	ug/l	---	ND	5.0	ug/l	---
Acetone	67-64-1	ND	5.0	ug/l	---	ND	5.0	ug/l	---	ND	5.0	ug/l	---	ND	5.0	ug/l	---	ND	5.0	ug/l	---	ND	5.0	ug/l	---
Benzene	71-43-2	ND	1.0	ug/l	---	ND	1.0	ug/l	---	ND	1.0	ug/l	---	ND	1.0	ug/l	---	ND	1.0	ug/l	---	ND	1.0	ug/l	---
Bromoform	75-25-2	ND	1.0	ug/l	---	ND	1.0	ug/l	---	ND	1.0	ug/l	---	0.55	1.0	ug/l	J	ND	1.0	ug/l	---	ND	1.0	ug/l	---
Bromomethane	74-83-9	ND	1.0	ug/l	---	ND	1.0	ug/l	---	ND	1.0	ug/l	---	ND	1.0	ug/l	---	ND	1.0	ug/l	---	ND	1.0	ug/l	---
Carbon disulfide	75-15-0	ND	1.0	ug/l	---	ND	1.0	ug/l	---	ND	1.0	ug/l	---	ND	1.0	ug/l	---	ND	1.0	ug/l	---	ND	1.0	ug/l	---
Carbon tetrachloride	56-23-5	ND	1.0	ug/l	---	ND	1.0	ug/l	---	ND	1.0	ug/l	---	ND	1.0	ug/l	---	ND	1.0	ug/l	---	ND	1.0	ug/l	---
Chlorobenzene	108-90-7	ND	1.0	ug/l	---	ND	1.0	ug/l	---	ND	1.0	ug/l	---	ND	1.0	ug/l	---	ND	1.0	ug/l	---	ND	1.0	ug/l	---
Chlorobromomethane	74-97-5	ND	1.0	ug/l	---	ND	1.0	ug/l	---	ND	1.0	ug/l	---	ND	1.0	ug/l	---	ND	1.0	ug/l	---	ND	1.0	ug/l	---
Chlorodibromomethane	124-48-1	ND	1.0	ug/l	---	ND	1.0	ug/l	---	ND	1.0	ug/l	---	0.39	1.0	ug/l	J	ND	1.0	ug/l	---	ND	1.0	ug/l	---
Chloroethane	75-00-3	ND	1.0	ug/l	---	ND	1.0	ug/l	---	ND	1.0	ug/l	---	ND	1.0	ug/l	---	ND	1.0	ug/l	---	ND	1.0	ug/l	---
Chloroform	67-66-3	ND	1.0	ug/l	---	ND	1.0	ug/l	---	ND	1.0	ug/l	---	ND	1.0	ug/l	---	ND	1.0	ug/l	---	ND	1.0	ug/l	---
Chloromethane	74-87-3	ND	1.0	ug/l	---	ND	1.0	ug/l	---	ND	1.0	ug/l	---	ND	1.0	ug/l	---	0.42	1.0	ug/l	UB	0.43	1.0	ug/l	UB
cis-1,2-Dichloroethene	156-59-2	ND	1.0	ug/l	---	ND	1.0	ug/l	---	ND	1.0	ug/l	---	ND	1.0	ug/l	---	ND	1.0	ug/l	---	ND	1.0	ug/l	---
cis-1,3-Dichloropropene	10061-01-5	ND	1.0	ug/l	---	ND	1.0	ug/l	---	ND	1.0	ug/l	---	ND	1.0	ug/l	---	ND	1.0	ug/l	---	ND	1.0	ug/l	---
Cyclohexane	110-82-7	ND	1.0	ug/l	---	ND	1.0	ug/l	---	ND	1.0	ug/l	---	ND	1.0	ug/l	---	ND	1.0	ug/l	---	ND	1.0	ug/l	---
Dichlorobromomethane	75-27-4	ND	1.0	ug/l	---	ND	1.0	ug/l	---	ND	1.0	ug/l	---	ND	1.0	ug/l	---	ND	1.0	ug/l	---	ND	1.0	ug/l	---
Dichlorodifluoromethane	75-71-8	ND	1.0	ug/l	---	ND	1.0	ug/l	---	ND	1.0	ug/l	---	ND	1.0	ug/l	---	ND	1.0	ug/l	---	ND	1.0	ug/l	---
Ethylbenzene	100-41-4	ND	1.0	ug/l	---	ND	1.0	ug/l	---	ND	1.0	ug/l	---	ND	1.0	ug/l	---	ND	1.0	ug/l	---	ND	1.0	ug/l	---
Isopropylbenzene	98-82-8	ND	1.0	ug/l	---	ND	1.0	ug/l	---	ND	1.0	ug/l	---	ND	1.0	ug/l	---	ND	1.0	ug/l	---	ND	1.0	ug/l	---
Methyl acetate	79-20-9	ND	5.0	ug/l	---	ND	5.0	ug/l	---	ND	5.0	ug/l	---	ND	5.0	ug/l	---	ND	5.0	ug/l	---	ND	5.0	ug/l	---
Methyl tert-butyl ether	1634-04-4	ND	1.0	ug/l	---	ND	1.0	ug/l	---	ND	1.0	ug/l	---	ND	1.0	ug/l	---	ND	1.0	ug/l	---	ND	1.0	ug/l	---
Methylcyclohexane	108-87-2	ND	1.0	ug/l	---	ND	1.0	ug/l	---	ND	1.0	ug/l	---	ND	1.0	ug/l	---	ND	1.0	ug/l	---	ND	1.0	ug/l	---
Methylene Chloride	75-09-2	ND	1.0	ug/l	---	ND	1.0	ug/l	---	ND	1.0	ug/l	---	ND	1.0	ug/l	---	ND	1.0	ug/l	---	ND	1.0	ug/l	---
Styrene	100-42-5	ND	1.0	ug/l	---	ND	1.0	ug/l	---	ND	1.0	ug/l	---	ND	1.0	ug/l	---	ND	1.0	ug/l	---	ND	1.0	ug/l	---
Tetrachloroethene	127-18-4	ND	1.0	ug/l	---	ND	1.0	ug/l	---	ND	1.0	ug/l	---	ND	1.0	ug/l	---	ND	1.0	ug/l	---	ND	1.0	ug/l	---
Toluene	108-88-3	ND	1.0	ug/l	---	ND	1.0	ug/l	---	ND	1.0	ug/l	---	ND	1.0	ug/l	---	ND	1.0	ug/l	---	ND	1.0	ug/l	---
trans-1,2-Dichloroethene	156-60-5	ND	1.0	ug/l	---	ND	1.0	ug/l	---	ND	1.0	ug/l	---	ND	1.0	ug/l	---	ND	1.0	ug/l	---	ND	1.0	ug/l	---
trans-1,3-Dichloropropene	10061-02-6	ND	1.0	ug/l	---	ND	1.0	ug/l	---	ND	1.0	ug/l	---	ND	1.0	ug/l	---	ND	1.0	ug/l	---	ND	1.0	ug/l	---
Trichloroethene	79-01-6	ND	1.0	ug/l	---	ND	1.0	ug/l	---	ND	1.0	ug/l	---	ND	1.0	ug/l	---	ND	1.0	ug/l	---	ND	1.0	ug/l	---
Trichlorofluoromethane	75-69-4	ND	1.0	ug/l	---	ND	1.0	ug/l	---	ND	1.0	ug/l	---	ND	1.0	ug/l	---	ND	1.0	ug/l	---	ND	1.0	ug/l	---
Vinyl chloride	75-01-4	ND	1.0	ug/l	---	ND	1.0	ug/l	---	ND	1.0	ug/l	---	ND	1.0	ug/l	---	ND	1.0	ug/l	---	ND	1.0	ug/l	---
Xylenes, Total	1330-20-7	ND	2.0	ug/l	---	ND	2.0	ug/l	---	ND	2.0	ug/l	---	ND	2.0	ug/l	---	ND	2.0	ug/l	---	ND	2.0	ug/l	---
OSW-8260DSIM																										
1,2,3-Trichloropropane	96-18-4	ND	0.030	ug/l	---	ND	0.030	ug/l	---	ND	0.030	ug/l	---	ND	0.030	ug/l	---	ND	0.030	ug/l	---	ND	0.030	ug/l	---
1,2-Dibromo-3-Chloropropane	96-12-8	ND	0.020	ug/l	---	ND	0.020	ug/l	---	ND	0.020	ug/l	---	ND	0.020	ug/l	---	ND	0.020	ug/l	---	ND	0.020	ug/l	---
1,4-Dioxane	123-91-1	ND	0.40	ug/l	---	ND	0.40	ug/l	---	ND	0.40	ug/l	---	ND	0.40	ug/l	---	ND	0.40	ug/l	---	ND	0.40	ug/l	---
Ethylene Dibromide	106-93-4	ND	0.020	ug/l	---	ND	0.020	ug/l	---	ND	0.020	ug/l	---	ND	0.020	ug/l	---	ND	0.020	ug/l	---	ND	0.020	ug/l	---
GC/MS SVOC																										
OSW-8270E																										
1,4-Dioxane	123-91-1	ND	0.20	ug/l	---	ND	0.20	ug/l	---	ND	0.20	ug/l	---					ND	0.20	ug/l	---	ND	0.20	ug/l	---
Metals																										
OSW-6020B																										
Arsenic	7440-38-2	ND	2.0	ug/l	---	ND	2.0	ug/l	---	ND	2.0	ug/l	---					ND	2.0	ug/l	---	ND	2.0	ug/l	---
Arsenic - Dissolved	7440-38-2	ND	2.0	ug/l	---	ND	2.0	ug/l	---	ND	2.0	ug/l	---					ND	2.0	ug/l	---	ND	2.0	ug/l	---
Lead	7439-92-1	0.91	1.2	ug/l	J	ND	1.2	ug/l	---	ND	1.2	ug/l	---					ND	1.2	ug/l	---	ND	1.2	ug/l	---
Lead - Dissolved	7439-92-1	ND	1.2	ug/l	---	ND	1.2	ug/l	---	ND	1.2	ug/l	---					ND	1.2	ug/l	---	ND	1.2	ug/l	---

Analytical Results Summary

CADENA Project ID: E203361
Laboratory: Eurofins Environment Testing LLC - Edison
Laboratory Submittal: 298561-1

		Sample Name:	SW-PAB-02-22024				SW-PAB-03-22024				SW-MRB-00-022024				SW-MRB-01-022024				SW-PAB-01A				SW-SR3-POND			
		Lab Sample ID:	46029856120				46029856121				46029856122				46029856123				4602985613				4602985614			
		Sample Date:	2/20/2024				2/20/2024				2/20/2024				2/20/2024				2/20/2024				2/20/2024			
Analyte	**Cas No.**	**Result**	**Report Limit**	**Units**	**Valid Qualifier**	**Result**	**Report Limit**	**Units**	**Valid Qualifier**	**Result**	**Report Limit**	**Units**	**Valid Qualifier**	**Result**	**Report Limit**	**Units**	**Valid Qualifier**	**Result**	**Report Limit**	**Units**	**Valid Qualifier**	**Result**	**Report Limit**	**Units**	**Valid Qualifier**
GC/MS VOC																										
OSW-8260D																										
1,1,1-Trichloroethane	71-55-6	ND	1.0	ug/l	---	ND	1.0	ug/l	---	ND	1.0	ug/l	---	ND	1.0	ug/l	---	ND	1.0	ug/l	---	ND	1.0	ug/l	---
1,1,2,2-Tetrachloroethane	79-34-5	ND	1.0	ug/l	---	ND	1.0	ug/l	---	ND	1.0	ug/l	---	ND	1.0	ug/l	---	ND	1.0	ug/l	---	ND	1.0	ug/l	---
1,1,2-Trichloro-1,2,2-trifluoroethane	76-13-1	ND	1.0	ug/l	---	ND	1.0	ug/l	---	ND	1.0	ug/l	---	ND	1.0	ug/l	---	ND	1.0	ug/l	---	ND	1.0	ug/l	---
1,1,2-Trichloroethane	79-00-5	ND	1.0	ug/l	---	ND	1.0	ug/l	---	ND	1.0	ug/l	---	ND	1.0	ug/l	---	ND	1.0	ug/l	---	ND	1.0	ug/l	---
1,1-Dichloroethane	75-34-3	ND	1.0	ug/l	---	ND	1.0	ug/l	---	ND	1.0	ug/l	---	ND	1.0	ug/l	---	ND	1.0	ug/l	---	ND	1.0	ug/l	---
1,1-Dichloroethene	75-35-4	ND	1.0	ug/l	---	ND	1.0	ug/l	---	ND	1.0	ug/l	---	ND	1.0	ug/l	---	ND	1.0	ug/l	---	ND	1.0	ug/l	---
1,2,3-Trichlorobenzene	87-61-6	ND	1.0	ug/l	---	ND	1.0	ug/l	---	ND	1.0	ug/l	---	ND	1.0	ug/l	---	ND	1.0	ug/l	---	ND	1.0	ug/l	---
1,2,4-Trichlorobenzene	120-82-1	ND	1.0	ug/l	---	ND	1.0	ug/l	---	ND	1.0	ug/l	---	ND	1.0	ug/l	---	ND	1.0	ug/l	---	ND	1.0	ug/l	---
1,2-Dichlorobenzene	95-50-1	ND	1.0	ug/l	---	ND	1.0	ug/l	---	ND	1.0	ug/l	---	ND	1.0	ug/l	---	ND	1.0	ug/l	---	ND	1.0	ug/l	---
1,2-Dichloroethane	107-06-2	ND	1.0	ug/l	---	ND	1.0	ug/l	---	ND	1.0	ug/l	---	ND	1.0	ug/l	---	ND	1.0	ug/l	---	ND	1.0	ug/l	---
1,2-Dichloropropane	78-87-5	ND	1.0	ug/l	---	ND	1.0	ug/l	---	ND	1.0	ug/l	---	ND	1.0	ug/l	---	ND	1.0	ug/l	---	ND	1.0	ug/l	---
1,3-Dichlorobenzene	541-73-1	ND	1.0	ug/l	---	ND	1.0	ug/l	---	ND	1.0	ug/l	---	ND	1.0	ug/l	---	ND	1.0	ug/l	---	ND	1.0	ug/l	---
1,4-Dichlorobenzene	106-46-7	ND	1.0	ug/l	---	ND	1.0	ug/l	---	ND	1.0	ug/l	---	ND	1.0	ug/l	---	ND	1.0	ug/l	---	ND	1.0	ug/l	---
2-Butanone (MEK)	78-93-3	ND	5.0	ug/l	---	ND	5.0	ug/l	---	ND	5.0	ug/l	---	ND	5.0	ug/l	---	ND	5.0	ug/l	---	ND	5.0	ug/l	---
2-Hexanone	591-78-6	ND	5.0	ug/l	---	ND	5.0	ug/l	---	ND	5.0	ug/l	---	ND	5.0	ug/l	---	ND	5.0	ug/l	---	ND	5.0	ug/l	---
4-Methyl-2-pentanone (MIBK)	108-10-1	ND	5.0	ug/l	---	ND	5.0	ug/l	---	ND	5.0	ug/l	---	ND	5.0	ug/l	---	ND	5.0	ug/l	---	ND	5.0	ug/l	---
Acetone	67-64-1	ND	5.0	ug/l	---	ND	5.0	ug/l	---	ND	5.0	ug/l	---	ND	5.0	ug/l	---	ND	5.0	ug/l	---	ND	5.0	ug/l	---
Benzene	71-43-2	ND	1.0	ug/l	---	ND	1.0	ug/l	---	ND	1.0	ug/l	---	ND	1.0	ug/l	---	ND	1.0	ug/l	---	ND	1.0	ug/l	---
Bromoform	75-25-2	ND	1.0	ug/l	---	ND	1.0	ug/l	---	ND	1.0	ug/l	---	ND	1.0	ug/l	---	ND	1.0	ug/l	---	ND	1.0	ug/l	---
Bromomethane	74-83-9	ND	1.0	ug/l	---	ND	1.0	ug/l	---	ND	1.0	ug/l	---	ND	1.0	ug/l	---	ND	1.0	ug/l	---	ND	1.0	ug/l	---
Carbon disulfide	75-15-0	ND	1.0	ug/l	---	ND	1.0	ug/l	---	ND	1.0	ug/l	---	ND	1.0	ug/l	---	ND	1.0	ug/l	---	ND	1.0	ug/l	---
Carbon tetrachloride	56-23-5	ND	1.0	ug/l	---	ND	1.0	ug/l	---	ND	1.0	ug/l	---	ND	1.0	ug/l	---	ND	1.0	ug/l	---	ND	1.0	ug/l	---
Chlorobenzene	108-90-7	ND	1.0	ug/l	---	ND	1.0	ug/l	---	ND	1.0	ug/l	---	ND	1.0	ug/l	---	ND	1.0	ug/l	---	ND	1.0	ug/l	---
Chlorobromomethane	74-97-5	ND	1.0	ug/l	---	ND	1.0	ug/l	---	ND	1.0	ug/l	---	ND	1.0	ug/l	---	ND	1.0	ug/l	---	ND	1.0	ug/l	---
Chlorodibromomethane	124-48-1	ND	1.0	ug/l	---	ND	1.0	ug/l	---	ND	1.0	ug/l	---	ND	1.0	ug/l	---	ND	1.0	ug/l	---	ND	1.0	ug/l	---
Chloroethane	75-00-3	ND	1.0	ug/l	---	ND	1.0	ug/l	---	ND	1.0	ug/l	---	ND	1.0	ug/l	---	ND	1.0	ug/l	---	1.0	1.0	ug/l	---
Chloroform	67-66-3	ND	1.0	ug/l	---	ND	1.0	ug/l	---	ND	1.0	ug/l	---	ND	1.0	ug/l	---	ND	1.0	ug/l	---	ND	1.0	ug/l	---
Chloromethane	74-87-3	ND	1.0	ug/l	---	0.63	1.0	ug/l	UB	ND	1.0	ug/l	---	ND	1.0	ug/l	---	0.53	1.0	ug/l	UB	ND	1.0	ug/l	---
cis-1,2-Dichloroethene	156-59-2	ND	1.0	ug/l	---	ND	1.0	ug/l	---	ND	1.0	ug/l	---	ND	1.0	ug/l	---	ND	1.0	ug/l	---	ND	1.0	ug/l	---
cis-1,3-Dichloropropene	10061-01-5	ND	1.0	ug/l	---	ND	1.0	ug/l	---	ND	1.0	ug/l	---	ND	1.0	ug/l	---	ND	1.0	ug/l	---	ND	1.0	ug/l	---
Cyclohexane	110-82-7	ND	1.0	ug/l	---	ND	1.0	ug/l	---	ND	1.0	ug/l	---	ND	1.0	ug/l	---	ND	1.0	ug/l	---	ND	1.0	ug/l	---
Dichlorobromomethane	75-27-4	ND	1.0	ug/l	---	ND	1.0	ug/l	---	ND	1.0	ug/l	---	ND	1.0	ug/l	---	ND	1.0	ug/l	---	ND	1.0	ug/l	---
Dichlorodifluoromethane	75-71-8	ND	1.0	ug/l	---	ND	1.0	ug/l	---	ND	1.0	ug/l	---	ND	1.0	ug/l	---	ND	1.0	ug/l	---	ND	1.0	ug/l	---
Ethylbenzene	100-41-4	ND	1.0	ug/l	---	ND	1.0	ug/l	---	ND	1.0	ug/l	---	ND	1.0	ug/l	---	ND	1.0	ug/l	---	ND	1.0	ug/l	---
Isopropylbenzene	98-82-8	ND	1.0	ug/l	---	ND	1.0	ug/l	---	ND	1.0	ug/l	---	ND	1.0	ug/l	---	ND	1.0	ug/l	---	ND	1.0	ug/l	---
Methyl acetate	79-20-9	ND	5.0	ug/l	---	ND	5.0	ug/l	---	ND	5.0	ug/l	---	ND	5.0	ug/l	---	ND	5.0	ug/l	---	ND	5.0	ug/l	---
Methyl tert-butyl ether	1634-04-4	ND	1.0	ug/l	---	ND	1.0	ug/l	---	ND	1.0	ug/l	---	ND	1.0	ug/l	---	ND	1.0	ug/l	---	ND	1.0	ug/l	---
Methylcyclohexane	108-87-2	ND	1.0	ug/l	---	ND	1.0	ug/l	---	ND	1.0	ug/l	---	ND	1.0	ug/l	---	ND	1.0	ug/l	---	ND	1.0	ug/l	---
Methylene Chloride	75-09-2	ND	1.0	ug/l	---	ND	1.0	ug/l	---	ND	1.0	ug/l	---	ND	1.0	ug/l	---	ND	1.0	ug/l	---	ND	1.0	ug/l	---
Styrene	100-42-5	ND	1.0	ug/l	---	ND	1.0	ug/l	---	ND	1.0	ug/l	---	ND	1.0	ug/l	---	ND	1.0	ug/l	---	ND	1.0	ug/l	---
Tetrachloroethene	127-18-4	ND	1.0	ug/l	---	ND	1.0	ug/l	---	ND	1.0	ug/l	---	ND	1.0	ug/l	---	ND	1.0	ug/l	---	ND	1.0	ug/l	---
Toluene	108-88-3	ND	1.0	ug/l	---	ND	1.0	ug/l	---	ND	1.0	ug/l	---	ND	1.0	ug/l	---	ND	1.0	ug/l	---	ND	1.0	ug/l	---
trans-1,2-Dichloroethene	156-60-5	ND	1.0	ug/l	---	ND	1.0	ug/l	---	ND	1.0	ug/l	---	ND	1.0	ug/l	---	ND	1.0	ug/l	---	ND	1.0	ug/l	---
trans-1,3-Dichloropropene	10061-02-6	ND	1.0	ug/l	---	ND	1.0	ug/l	---	ND	1.0	ug/l	---	ND	1.0	ug/l	---	ND	1.0	ug/l	---	ND	1.0	ug/l	---
Trichloroethene	79-01-6	ND	1.0	ug/l	---	ND	1.0	ug/l	---	ND	1.0	ug/l	---	ND	1.0	ug/l	---	ND	1.0	ug/l	---	ND	1.0	ug/l	---
Trichlorofluoromethane	75-69-4	ND	1.0	ug/l	---	ND	1.0	ug/l	---	ND	1.0	ug/l	---	ND	1.0	ug/l	---	ND	1.0	ug/l	---	ND	1.0	ug/l	---
Vinyl chloride	75-01-4	ND	1.0	ug/l	---	ND	1.0	ug/l	---	ND	1.0	ug/l	---	ND	1.0	ug/l	---	ND	1.0	ug/l	---	ND	1.0	ug/l	---
Xylenes, Total	1330-20-7	ND	2.0	ug/l	---	ND	2.0	ug/l	---	ND	2.0	ug/l	---	ND	2.0	ug/l	---	ND	2.0	ug/l	---	ND	2.0	ug/l	---
OSW-8260DSIM																										
1,2,3-Trichloropropane	96-18-4	ND	0.030	ug/l	---	ND	0.030	ug/l	---	ND	0.030	ug/l	---	ND	0.030	ug/l	---	ND	0.030	ug/l	---	ND	0.030	ug/l	---
1,2-Dibromo-3-Chloropropane	96-12-8	ND	0.020	ug/l	---	ND	0.020	ug/l	---	ND	0.020	ug/l	---	ND	0.020	ug/l	---	ND	0.020	ug/l	---	ND	0.020	ug/l	---
1,4-Dioxane	123-91-1	ND	0.40	ug/l	---	ND	0.40	ug/l	---	ND	0.40	ug/l	---	ND	0.40	ug/l	---	0.33	0.40	ug/l	J	2.4	0.40	ug/l	---
Ethylene Dibromide	106-93-4	ND	0.020	ug/l	---	ND	0.020	ug/l	---	ND	0.020	ug/l	---	ND	0.020	ug/l	---	ND	0.020	ug/l	---	ND	0.020	ug/l	---
GC/MS SVOC																										
OSW-8270E																										
1,4-Dioxane	123-91-1	0.31	0.20	ug/l	---	0.44	0.20	ug/l	---	ND	0.20	ug/l	---	ND	0.20	ug/l	---	ND	0.20	ug/l	---	1.4	0.20	ug/l	---
Metals																										
OSW-6020B																										
Arsenic	7440-38-2	ND	2.0	ug/l	---	ND	2.0	ug/l	---	ND	2.0	ug/l	---	ND	2.0	ug/l	---	ND	2.0	ug/l	---	ND	2.0	ug/l	---
Arsenic - Dissolved	7440-38-2	ND	2.0	ug/l	---	ND	2.0	ug/l	---	ND	2.0	ug/l	---	ND	2.0	ug/l	---	ND	2.0	ug/l	---	ND	2.0	ug/l	---
Lead	7439-92-1	ND	1.2	ug/l	---	ND	1.2	ug/l	---	0.56	1.2	ug/l	J	ND	1.2	ug/l	---	ND	1.2	ug/l	---	ND	1.2	ug/l	---
Lead - Dissolved	7439-92-1	ND	1.2	ug/l	---	ND	1.2	ug/l	---	ND	1.2	ug/l	---	ND	1.2	ug/l	---	ND	1.2	ug/l	---	ND	1.2	ug/l	---

Analytical Results Summary

CADENA Project ID: E203361
Laboratory: Eurofins Environment Testing LLC - Edison
Laboratory Submittal: 298561-1

		Sample Name:	SW-SR3-SEEP-02				SW-11				FB-01-022024				DUP-01-022024				SW-PAB-04-022024			
		Lab Sample ID:	4602985615				4602985616				4602985617				4602985618				4602985619			
		Sample Date:	2/20/2024				2/20/2024				2/20/2024				2/20/2024				2/20/2024			
Analyte	**Cas No.**	**Result**	**Report Limit**	**Units**	**Valid Qualifier**	**Result**	**Report Limit**	**Units**	**Valid Qualifier**	**Result**	**Report Limit**	**Units**	**Valid Qualifier**	**Result**	**Report Limit**	**Units**	**Valid Qualifier**	**Result**	**Report Limit**	**Units**	**Valid Qualifier**
GC/MS VOC																					
OSW-8260D																					
1,1,1-Trichloroethane	71-55-6	ND	1.0	ug/l	---	ND	1.0	ug/l	---	ND	1.0	ug/l	---	ND	1.0	ug/l	---	ND	1.0	ug/l	---
1,1,2,2-Tetrachloroethane	79-34-5	ND	1.0	ug/l	---	ND	1.0	ug/l	---	ND	1.0	ug/l	---	ND	1.0	ug/l	---	ND	1.0	ug/l	---
1,1,2-Trichloro-1,2,2-trifluoroethane	76-13-1	ND	1.0	ug/l	---	ND	1.0	ug/l	---	ND	1.0	ug/l	---	ND	1.0	ug/l	---	ND	1.0	ug/l	---
1,1,2-Trichloroethane	79-00-5	ND	1.0	ug/l	---	ND	1.0	ug/l	---	ND	1.0	ug/l	---	ND	1.0	ug/l	---	ND	1.0	ug/l	---
1,1-Dichloroethane	75-34-3	ND	1.0	ug/l	---	ND	1.0	ug/l	---	ND	1.0	ug/l	---	ND	1.0	ug/l	---	ND	1.0	ug/l	---
1,1-Dichloroethene	75-35-4	ND	1.0	ug/l	---	ND	1.0	ug/l	---	ND	1.0	ug/l	---	ND	1.0	ug/l	---	ND	1.0	ug/l	---
1,2,3-Trichlorobenzene	87-61-6	ND	1.0	ug/l	---	ND	1.0	ug/l	---	ND	1.0	ug/l	---	ND	1.0	ug/l	---	ND	1.0	ug/l	---
1,2,4-Trichlorobenzene	120-82-1	ND	1.0	ug/l	---	ND	1.0	ug/l	---	ND	1.0	ug/l	---	ND	1.0	ug/l	---	ND	1.0	ug/l	---
1,2-Dichlorobenzene	95-50-1	ND	1.0	ug/l	---	ND	1.0	ug/l	---	ND	1.0	ug/l	---	ND	1.0	ug/l	---	ND	1.0	ug/l	---
1,2-Dichloroethane	107-06-2	ND	1.0	ug/l	---	ND	1.0	ug/l	---	ND	1.0	ug/l	---	ND	1.0	ug/l	---	ND	1.0	ug/l	---
1,2-Dichloropropane	78-87-5	ND	1.0	ug/l	---	ND	1.0	ug/l	---	ND	1.0	ug/l	---	ND	1.0	ug/l	---	ND	1.0	ug/l	---
1,3-Dichlorobenzene	541-73-1	ND	1.0	ug/l	---	ND	1.0	ug/l	---	ND	1.0	ug/l	---	ND	1.0	ug/l	---	ND	1.0	ug/l	---
1,4-Dichlorobenzene	106-46-7	ND	1.0	ug/l	---	ND	1.0	ug/l	---	ND	1.0	ug/l	---	ND	1.0	ug/l	---	ND	1.0	ug/l	---
2-Butanone (MEK)	78-93-3	ND	5.0	ug/l	---	ND	5.0	ug/l	---	ND	5.0	ug/l	---	ND	5.0	ug/l	---	ND	5.0	ug/l	---
2-Hexanone	591-78-6	ND	5.0	ug/l	---	ND	5.0	ug/l	---	ND	5.0	ug/l	---	ND	5.0	ug/l	---	ND	5.0	ug/l	---
4-Methyl-2-pentanone (MIBK)	108-10-1	ND	5.0	ug/l	---	ND	5.0	ug/l	---	ND	5.0	ug/l	---	ND	5.0	ug/l	---	ND	5.0	ug/l	---
Acetone	67-64-1	ND	5.0	ug/l	---	ND	5.0	ug/l	---	ND	5.0	ug/l	---	ND	5.0	ug/l	---	ND	5.0	ug/l	---
Benzene	71-43-2	0.69	1.0	ug/l	J	ND	1.0	ug/l	---	ND	1.0	ug/l	---	ND	1.0	ug/l	---	ND	1.0	ug/l	---
Bromoform	75-25-2	ND	1.0	ug/l	---	ND	1.0	ug/l	---	ND	1.0	ug/l	---	ND	1.0	ug/l	---	ND	1.0	ug/l	---
Bromomethane	74-83-9	ND	1.0	ug/l	---	ND	1.0	ug/l	---	ND	1.0	ug/l	---	ND	1.0	ug/l	---	ND	1.0	ug/l	---
Carbon disulfide	75-15-0	ND	1.0	ug/l	---	ND	1.0	ug/l	---	ND	1.0	ug/l	---	ND	1.0	ug/l	---	ND	1.0	ug/l	---
Carbon tetrachloride	56-23-5	ND	1.0	ug/l	---	ND	1.0	ug/l	---	ND	1.0	ug/l	---	ND	1.0	ug/l	---	ND	1.0	ug/l	---
Chlorobenzene	108-90-7	ND	1.0	ug/l	---	ND	1.0	ug/l	---	ND	1.0	ug/l	---	ND	1.0	ug/l	---	ND	1.0	ug/l	---
Chlorobromomethane	74-97-5	ND	1.0	ug/l	---	ND	1.0	ug/l	---	ND	1.0	ug/l	---	ND	1.0	ug/l	---	ND	1.0	ug/l	---
Chlorodibromomethane	124-48-1	ND	1.0	ug/l	---	ND	1.0	ug/l	---	ND	1.0	ug/l	---	ND	1.0	ug/l	---	ND	1.0	ug/l	---
Chloroethane	75-00-3	1.6	1.0	ug/l	---	ND	1.0	ug/l	---	ND	1.0	ug/l	---	ND	1.0	ug/l	---	ND	1.0	ug/l	---
Chloroform	67-66-3	ND	1.0	ug/l	---	ND	1.0	ug/l	---	ND	1.0	ug/l	---	ND	1.0	ug/l	---	ND	1.0	ug/l	---
Chloromethane	74-87-3	ND	1.0	ug/l	---	ND	1.0	ug/l	---	0.58	1.0	ug/l	J	ND	1.0	ug/l	---	ND	1.0	ug/l	---
cis-1,2-Dichloroethene	156-59-2	0.32	1.0	ug/l	J	ND	1.0	ug/l	---	ND	1.0	ug/l	---	ND	1.0	ug/l	---	ND	1.0	ug/l	---
cis-1,3-Dichloropropene	10061-01-5	ND	1.0	ug/l	---	ND	1.0	ug/l	---	ND	1.0	ug/l	---	ND	1.0	ug/l	---	ND	1.0	ug/l	---
Cyclohexane	110-82-7	ND	1.0	ug/l	---	ND	1.0	ug/l	---	ND	1.0	ug/l	---	ND	1.0	ug/l	---	ND	1.0	ug/l	---
Dichlorobromomethane	75-27-4	ND	1.0	ug/l	---	ND	1.0	ug/l	---	ND	1.0	ug/l	---	ND	1.0	ug/l	---	ND	1.0	ug/l	---
Dichlorodifluoromethane	75-71-8	ND	1.0	ug/l	---	ND	1.0	ug/l	---	ND	1.0	ug/l	---	ND	1.0	ug/l	---	ND	1.0	ug/l	---
Ethylbenzene	100-41-4	ND	1.0	ug/l	---	ND	1.0	ug/l	---	ND	1.0	ug/l	---	ND	1.0	ug/l	---	ND	1.0	ug/l	---
Isopropylbenzene	98-82-8	ND	1.0	ug/l	---	ND	1.0	ug/l	---	ND	1.0	ug/l	---	ND	1.0	ug/l	---	ND	1.0	ug/l	---
Methyl acetate	79-20-9	ND	5.0	ug/l	---	ND	5.0	ug/l	---	ND	5.0	ug/l	---	ND	5.0	ug/l	---	ND	5.0	ug/l	---
Methyl tert-butyl ether	1634-04-4	ND	1.0	ug/l	---	ND	1.0	ug/l	---	ND	1.0	ug/l	---	ND	1.0	ug/l	---	ND	1.0	ug/l	---
Methylcyclohexane	108-87-2	ND	1.0	ug/l	---	ND	1.0	ug/l	---	ND	1.0	ug/l	---	ND	1.0	ug/l	---	ND	1.0	ug/l	---
Methylene Chloride	75-09-2	ND	1.0	ug/l	---	ND	1.0	ug/l	---	ND	1.0	ug/l	---	ND	1.0	ug/l	---	ND	1.0	ug/l	---
Styrene	100-42-5	ND	1.0	ug/l	---	ND	1.0	ug/l	---	ND	1.0	ug/l	---	ND	1.0	ug/l	---	ND	1.0	ug/l	---
Tetrachloroethene	127-18-4	ND	1.0	ug/l	---	ND	1.0	ug/l	---	ND	1.0	ug/l	---	ND	1.0	ug/l	---	ND	1.0	ug/l	---
Toluene	108-88-3	ND	1.0	ug/l	---	ND	1.0	ug/l	---	ND	1.0	ug/l	---	ND	1.0	ug/l	---	ND	1.0	ug/l	---
trans-1,2-Dichloroethene	156-60-5	ND	1.0	ug/l	---	ND	1.0	ug/l	---	ND	1.0	ug/l	---	ND	1.0	ug/l	---	ND	1.0	ug/l	---
trans-1,3-Dichloropropene	10061-02-6	ND	1.0	ug/l	---	ND	1.0	ug/l	---	ND	1.0	ug/l	---	ND	1.0	ug/l	---	ND	1.0	ug/l	---
Trichloroethene	79-01-6	ND	1.0	ug/l	---	ND	1.0	ug/l	---	ND	1.0	ug/l	---	ND	1.0	ug/l	---	ND	1.0	ug/l	---
Trichlorofluoromethane	75-69-4	ND	1.0	ug/l	---	ND	1.0	ug/l	---	ND	1.0	ug/l	---	ND	1.0	ug/l	---	ND	1.0	ug/l	---
Vinyl chloride	75-01-4	ND	1.0	ug/l	---	ND	1.0	ug/l	---	ND	1.0	ug/l	---	ND	1.0	ug/l	---	ND	1.0	ug/l	---
Xylenes, Total	1330-20-7	ND	2.0	ug/l	---	ND	2.0	ug/l	---	ND	2.0	ug/l	---	ND	2.0	ug/l	---	ND	2.0	ug/l	---
OSW-8260DSIM																					
1,2,3-Trichloropropane	96-18-4	ND	0.030	ug/l	---	ND	0.030	ug/l	---	ND	0.030	ug/l	---	ND	0.030	ug/l	---	ND	0.030	ug/l	---
1,2-Dibromo-3-Chloropropane	96-12-8	ND	0.020	ug/l	---	ND	0.020	ug/l	---	ND	0.020	ug/l	---	ND	0.020	ug/l	---	ND	0.020	ug/l	---
1,4-Dioxane	123-91-1	2.3	0.40	ug/l	---	ND	0.40	ug/l	---	ND	0.40	ug/l	---	ND	0.40	ug/l	---	ND	0.40	ug/l	---
Ethylene Dibromide	106-93-4	ND	0.020	ug/l	---	ND	0.020	ug/l	---	ND	0.020	ug/l	---	ND	0.020	ug/l	---	ND	0.020	ug/l	---
GC/MS SVOC																					
OSW-8270E																					
1,4-Dioxane	123-91-1	0.97	0.20	ug/l	---	ND	0.20	ug/l	---	ND	0.20	ug/l	---	ND	0.20	ug/l	---	ND	0.20	ug/l	---
Metals																					
OSW-6020B																					
Arsenic	7440-38-2	ND	2.0	ug/l	---	ND	2.0	ug/l	---	ND	2.0	ug/l	---	ND	2.0	ug/l	---	ND	2.0	ug/l	---
Arsenic - Dissolved	7440-38-2	ND	2.0	ug/l	---	ND	2.0	ug/l	---	ND	2.0	ug/l	---	ND	2.0	ug/l	---	ND	2.0	ug/l	---
Lead	7439-92-1	ND	1.2	ug/l	---	ND	1.2	ug/l	---	ND	1.2	ug/l	---	ND	1.2	ug/l	---	ND	1.2	ug/l	---
Lead - Dissolved	7439-92-1	ND	1.2	ug/l	---	ND	1.2	ug/l	---	ND	1.2	ug/l	---	ND	1.2	ug/l	---	ND	1.2	ug/l	---

DATA VERIFICATION REPORT

March 05, 2024

Tim Roeper
Tetratech
100 Crystal Run Road
Suite 100
Middletown, NY 10944

CADENA project ID: E203361
Project: Ford Ringwood Mines Project
Project number:
Event Specific Scope of Work References: Sample COC
Laboratory: Eurofins Environment Testing LLC - Edison
Laboratory submittal: 298740-1
Sample date: 2024-02-22
Report received by CADENA: 2024-03-05
Initial Data Verification completed by CADENA: 2024-03-05
Number of Samples:1
Sample Matrices:Water
Test Categories:GCMS VOC, GCMS SVOC and Metals
Please see attached criteria report or sample result/qualified analytical result summary for qualifier flags assigned to sample data.

The following minor QC exceptions or missing information were noted:

LCS recoveries were outliers biased HIGH for these tests and analytes (or one LCS and the associated LCS/LCSD RPD). All associated client sample results were non-detect for these analytes so were not affected by the high bias and qualification was not required: GCMS VOC QC batch 961576 - 1,2,3-trichlorobenzene.

GCMS VOC CCV STANDARD response outliers as noted in the laboratory submittal case narrative were not used to qualify client sample results as part of this level 2 data package verification review.

Sample receipt note: per laboratory submittal case narrative the dissolved metals field samples were filtered at the lab instead of in the field. Qualifications were not applied based on this sample receipt observation alone. All associated dissolved metals field results and associated total metals results were non-detect so high bias in dissolved metals results due to a delay in filtering was not observed.

Sample/MS/MSD Surrogate Recovery, Blank/LCS Surrogate Recovery, LCS/LCD Recovery, LCS/LCD RPD, MS/MSD Recovery, Blank Contamination and Hold Time Exception were reviewed as part of our verification.

Data verification for the report specified above was completed using the Ford Motor Company Environmental Laboratory Technical Specification, the CADENA Standard Operating Procedure for the Verification of Environmental Analytical Data and the associated analytical methods as references for evaluating the batch QC, sample data and report content. The EPA National Functional Guidelines for validating organic and inorganic data were used as guidance when addressing out of control QC results and the associated data qualifiers.

The definitions of the qualifiers used for this data package are defined in the analytical report. CADENA valid qualifiers are defined in the table below. To view and download a PDF copy of the laboratory analytical report access the CADENA CLMS at http://clms.cadenaco.com/index.cfm.

Please contact me if you have any questions.

Sincerely,

Jim Tomalia

Project Scientist

CADENA Inc, 1099 Highland Drive, Suite E, Ann Arbor, MI 48108 517-819-0356

CADENA Valid Qualifiers

Valid Qualifiers	Description
<	Less than the reported concentration.
>	Greater than the reported concentration.
B	The analyte / compound was detected in the associated blank. For Organic methods the sample concentration was greater than the RDL and less than 5x (or 10x for common lab contaminates) the blank concentration and is considered non-detect at the reported concentration. For Inorganic methods the sample concentration was greater than the RDL and less than 10x the blank concentration and is considered non-detect at the reported concentration.
E	The analyte / Compound reported exceeds the calibration range and is considered estimated.
EMPC	Estimated Minimum Potential Contamination - Dioxin/Furan analyses only.
J	Indicates an estimated value. This flag is used either when estimating a concentration for a tentatively identified compound or when the data indicates the presence of an analyte / compound but the result is less than the sample Quantitation limit, but greater than zero. The flag is also used in data validation to indicate a reported value should be considered estimated due to associated quality assurance deficiencies.
J-	The result is an estimated quantity, but the result may be biased low.
JB	NON-DETECT AT THE CONCENTRATION REPORTED AND ESTIMATED
JH	The sample result is considered estimated and is potentially biased high.
JL	The sample result is considered estimated and is potentially biased low.
JUB	NON-DETECT AT THE REPORTING LIMIT AND ESTIMATED
NJ	Tentatively identified compound with approximated concentration.
R	Indicates the value is considered to be unusable. (Note: The analyte / compound may or may not be present.)
TNTC	Too Numerous to Count - Asbestos and Microbiological Results.
U	Indicates that the analyte / compound was analyzed for, but not detected.
UB	The analyte / compound was detected in the associated blank. For Organic methods the sample concentration was less than the RDL and less than 5x (or 10x for common lab contaminates) the blank concentration and is considered non-detect at the RDL. For Inorganic methods the sample concentration was less than the RDL and less than 10x the blank concentration and is considered non-detect at the RDL.
UJ	The analyte / compound was not detected above the reported sample Quantitation limit. However, the Quantitation limit is considered to be approximate due to associated quality assurance results and may or may not represent the actual limit of Quantitation to accurately and precisely report the analyte in the sample.

Analytical Results Summary

CADENA Project ID: E203361
Laboratory: Eurofins Environment Testing LLC - Edison
Laboratory Submittal: 298740-1

Sample Name: OB-3-022224
Lab Sample ID: 4602987401
Sample Date: 2/22/2024

Analyte	Cas No.	Result	Report Limit	Units	Valid Qualifier
GC/MS VOC					
OSW-8260D					
1,1,1-Trichloroethane	71-55-6	ND	1.0	ug/l	---
1,1,2,2-Tetrachloroethane	79-34-5	ND	1.0	ug/l	---
1,1,2-Trichloro-1,2,2-trifluoroethane	76-13-1	ND	1.0	ug/l	---
1,1,2-Trichloroethane	79-00-5	ND	1.0	ug/l	---
1,1-Dichloroethane	75-34-3	ND	1.0	ug/l	---
1,1-Dichloroethene	75-35-4	ND	1.0	ug/l	---
1,2,3-Trichlorobenzene	87-61-6	ND	1.0	ug/l	---
1,2,4-Trichlorobenzene	120-82-1	ND	1.0	ug/l	---
1,2-Dichlorobenzene	95-50-1	ND	1.0	ug/l	---
1,2-Dichloroethane	107-06-2	ND	1.0	ug/l	---
1,2-Dichloropropane	78-87-5	ND	1.0	ug/l	---
1,3-Dichlorobenzene	541-73-1	ND	1.0	ug/l	---
1,4-Dichlorobenzene	106-46-7	ND	1.0	ug/l	---
2-Butanone (MEK)	78-93-3	ND	5.0	ug/l	---
2-Hexanone	591-78-6	ND	5.0	ug/l	---
4-Methyl-2-pentanone (MIBK)	108-10-1	ND	5.0	ug/l	---
Acetone	67-64-1	ND	5.0	ug/l	---
Benzene	71-43-2	ND	1.0	ug/l	---
Bromoform	75-25-2	ND	1.0	ug/l	---
Bromomethane	74-83-9	ND	1.0	ug/l	---
Carbon disulfide	75-15-0	ND	1.0	ug/l	---
Carbon tetrachloride	56-23-5	ND	1.0	ug/l	---
Chlorobenzene	108-90-7	ND	1.0	ug/l	---
Chlorobromomethane	74-97-5	ND	1.0	ug/l	---
Chlorodibromomethane	124-48-1	ND	1.0	ug/l	---
Chloroethane	75-00-3	ND	1.0	ug/l	---
Chloroform	67-66-3	ND	1.0	ug/l	---
Chloromethane	74-87-3	ND	1.0	ug/l	---
cis-1,2-Dichloroethene	156-59-2	ND	1.0	ug/l	---
cis-1,3-Dichloropropene	10061-01-5	ND	1.0	ug/l	---
Cyclohexane	110-82-7	ND	1.0	ug/l	---
Dichlorobromomethane	75-27-4	ND	1.0	ug/l	---
Dichlorodifluoromethane	75-71-8	ND	1.0	ug/l	---
Ethylbenzene	100-41-4	ND	1.0	ug/l	---
Isopropylbenzene	98-82-8	ND	1.0	ug/l	---
Methyl acetate	79-20-9	ND	5.0	ug/l	---
Methyl tert-butyl ether	1634-04-4	ND	1.0	ug/l	---
Methylcyclohexane	108-87-2	ND	1.0	ug/l	---
Methylene Chloride	75-09-2	ND	1.0	ug/l	---
Styrene	100-42-5	ND	1.0	ug/l	---
Tetrachloroethene	127-18-4	ND	1.0	ug/l	---
Toluene	108-88-3	ND	1.0	ug/l	---
trans-1,2-Dichloroethene	156-60-5	ND	1.0	ug/l	---
trans-1,3-Dichloropropene	10061-02-6	ND	1.0	ug/l	---
Trichloroethene	79-01-6	ND	1.0	ug/l	---
Trichlorofluoromethane	75-69-4	ND	1.0	ug/l	---
Vinyl chloride	75-01-4	ND	1.0	ug/l	---
Xylenes, Total	1330-20-7	ND	2.0	ug/l	---
OSW-8260DSIM					
1,2,3-Trichloropropane	96-18-4	ND	0.030	ug/l	---
1,2-Dibromo-3-Chloropropane	96-12-8	ND	0.020	ug/l	---
1,4-Dioxane	123-91-1	ND	0.40	ug/l	---
Ethylene Dibromide	106-93-4	ND	0.020	ug/l	---
GC/MS SVOC					
OSW-8270E					
1,4-Dioxane	123-91-1	ND	0.20	ug/l	---
Metals					
OSW-6020B					
Arsenic	7440-38-2	ND	2.0	ug/l	---
Arsenic - Dissolved	7440-38-2	ND	2.0	ug/l	---
Lead	7439-92-1	ND	1.2	ug/l	---
Lead - Dissolved	7439-92-1	ND	1.2	ug/l	---

DATA VERIFICATION REPORT

March 07, 2024

Tim Roeper
Tetratech
100 Crystal Run Road
Suite 100
Middletown, NY 10944

CADENA project ID: E203361
Project: Ford Ringwood Mines Project
Project number:
Event Specific Scope of Work References: Sample COC
Laboratory: Eurofins Environment Testing LLC - Edison
Laboratory submittal: 298741-1
Sample date: 2024-02-21
Report received by CADENA: 2024-03-07
Initial Data Verification completed by CADENA: 2024-03-07
Number of Samples:9
Sample Matrices: Water and trip blank
Test Categories: GCMS VOC, GCMS SVOC and Metals
Please see attached criteria report or sample result/qualified analytical result summary for qualifier flags assigned to sample data.

The following minor QC exceptions or missing information were noted:

TBK - TRIP BLANKS had detections BELOW the Reporting Limit (RL) for these analytes. The listed client sample results had concentrations LESS than 5X the method blank levels so client sample results reported below the RL are considered non-detect at the RL and qualified with UB flags and results greater than the RL are non-detect at the sample concentration reported and qualified with B flags : GCMS VOC CHLORODIBROMOMETHANE - UB flags - all field sample detections. Trip blank detections for chloromethane and bromoform did not require qualification of field sample data since all associated results were non-detect.

GCMS VOC CCV STANDARD response outliers as noted in the laboratory submittal case narrative were not used to qualify client sample results as part of this level 2 data package verification review.

Sample receipt note: per laboratory submittal case narrative the dissolved metals field samples were filtered at the lab instead of in the field. Qualifications were not applied based on this sample receipt observation alone.

Sample/MS/MSD Surrogate Recovery, Blank/LCS Surrogate Recovery, LCS/LCD Recovery, LCS/LCD RPD, Blank Contamination and Hold Time Exception were reviewed as part of our verification.

Data verification for the report specified above was completed using the Ford Motor Company Environmental Laboratory Technical Specification, the CADENA Standard Operating Procedure for the Verification of Environmental Analytical Data and the associated analytical methods as references for evaluating the batch QC, sample data and report content. The EPA National Functional Guidelines for validating organic and inorganic data were used as guidance when addressing out of control QC results and the associated data qualifiers.

Analytical results reported between RDL and MDL are flagged 'J' and considered estimated values.

Qualifiers added during verification have been added to the electronic data which is available for download from the CADENA CLMS. Refer to the attached table of analytical results that have been qualified during verification.

The definitions of the qualifiers used for this data package are defined in the analytical report. CADENA valid qualifiers are defined in the table below. To view and download a PDF copy of the laboratory analytical report access the CADENA CLMS at http://clms.cadenaco.com/index.cfm.

Please contact me if you have any questions.

Sincerely,

Jim Tomalia

Project Scientist

CADENA Inc, 1099 Highland Drive, Suite E, Ann Arbor, MI 48108 517-819-0356

CADENA Valid Qualifiers

Valid Qualifiers	Description
<	Less than the reported concentration.
>	Greater than the reported concentration.
B	The analyte / compound was detected in the associated blank. For Organic methods the sample concentration was greater than the RDL and less than 5x (or 10x for common lab contaminates) the blank concentration and is considered non-detect at the reported concentration. For Inorganic methods the sample concentration was greater than the RDL and less than 10x the blank concentration and is considered non-detect at the reported concentration.
E	The analyte / Compound reported exceeds the calibration range and is considered estimated.
EMPC	Estimated Minimum Potential Contamination - Dioxin/Furan analyses only.
J	Indicates an estimated value. This flag is used either when estimating a concentration for a tentatively identified compound or when the data indicates the presence of an analyte / compound but the result is less than the sample Quantitation limit, but greater than zero. The flag is also used in data validation to indicate a reported value should be considered estimated due to associated quality assurance deficiencies.
J-	The result is an estimated quantity, but the result may be biased low.
JB	NON-DETECT AT THE CONCENTRATION REPORTED AND ESTIMATED
JH	The sample result is considered estimated and is potentially biased high.
JL	The sample result is considered estimated and is potentially biased low.
JUB	NON-DETECT AT THE REPORTING LIMIT AND ESTIMATED
NJ	Tentatively identified compound with approximated concentration.
R	Indicates the value is considered to be unusable. (Note: The analyte / compound may or may not be present.)
TNTC	Too Numerous to Count - Asbestos and Microbiological Results.
U	Indicates that the analyte / compound was analyzed for, but not detected.
UB	The analyte / compound was detected in the associated blank. For Organic methods the sample concentration was less than the RDL and less than 5x (or 10x for common lab contaminates) the blank concentration and is considered non-detect at the RDL. For Inorganic methods the sample concentration was less than the RDL and less than 10x the blank concentration and is considered non-detect at the RDL.
UJ	The analyte / compound was not detected above the reported sample Quantitation limit. However, the Quantitation limit is considered to be approximate due to associated quality assurance results and may or may not represent the actual limit of Quantitation to accurately and precisely report the analyte in the sample.

Qualified Results Summary

CADENA Project ID: E203361
Laboratory: Eurofins Environment Testing LLC - Edison
Laboratory Submittal: 298741-1

		Sample Name:	RW-10D-(185-195)-022124				RW-2D-(452-462)-022124				RW-2S-(279-289)-022124			
		Lab Sample ID:	4602987412				4602987417				4602987418			
		Sample Date:	2/21/2024				2/21/2024				2/21/2024			
Analyte		**Cas No.**	**Result**	**Report Limit**	**Units**	**Valid Qualifier**	**Result**	**Report Limit**	**Units**	**Valid Qualifier**	**Result**	**Report Limit**	**Units**	**Valid Qualifier**
GC/MS VOC														
OSW-8260D														
	Chloromethane	74-87-3	0.50	1.0	ug/l	UB	0.62	1.0	ug/l	UB	0.47	1.0	ug/l	UB

Analytical Results Summary

CADENA Project ID: E203361
Laboratory: Eurofins Environment Testing LLC - Edison
Laboratory Submittal: 298741-1

		Sample Name:	RW-10S-(120-130)-022124				RW-10D-(185-195)-022124				RW-8D-(204-214)-022124				RW-8S-(163-173)-022124			
		Lab Sample ID:	4602987411				4602987412				4602987413				4602987414			
		Sample Date:	2/21/2024				2/21/2024				2/21/2024				2/21/2024			
Analyte	**Cas No.**		**Result**	**Report Limit**	**Units**	**Valid Qualifier**	**Result**	**Report Limit**	**Units**	**Valid Qualifier**	**Result**	**Report Limit**	**Units**	**Valid Qualifier**	**Result**	**Report Limit**	**Units**	**Valid Qualifier**
GC/MS VOC																		
OSW-8260D																		
1,1,1-Trichloroethane	71-55-6		ND	1.0	ug/l	---	ND	1.0	ug/l	---	ND	1.0	ug/l	---	ND	1.0	ug/l	---
1,1,2,2-Tetrachloroethane	79-34-5		ND	1.0	ug/l	---	ND	1.0	ug/l	---	ND	1.0	ug/l	---	ND	1.0	ug/l	---
1,1,2-Trichloro-1,2,2-trifluoroethane	76-13-1		ND	1.0	ug/l	---	ND	1.0	ug/l	---	ND	1.0	ug/l	---	ND	1.0	ug/l	---
1,1,2-Trichloroethane	79-00-5		ND	1.0	ug/l	---	ND	1.0	ug/l	---	ND	1.0	ug/l	---	ND	1.0	ug/l	---
1,1-Dichloroethane	75-34-3		ND	1.0	ug/l	---	ND	1.0	ug/l	---	ND	1.0	ug/l	---	ND	1.0	ug/l	---
1,1-Dichloroethene	75-35-4		ND	1.0	ug/l	---	ND	1.0	ug/l	---	ND	1.0	ug/l	---	ND	1.0	ug/l	---
1,2,3-Trichlorobenzene	87-61-6		ND	1.0	ug/l	---	ND	1.0	ug/l	---	ND	1.0	ug/l	---	ND	1.0	ug/l	---
1,2,4-Trichlorobenzene	120-82-1		ND	1.0	ug/l	---	ND	1.0	ug/l	---	ND	1.0	ug/l	---	ND	1.0	ug/l	---
1,2-Dichlorobenzene	95-50-1		ND	1.0	ug/l	---	ND	1.0	ug/l	---	ND	1.0	ug/l	---	ND	1.0	ug/l	---
1,2-Dichloroethane	107-06-2		ND	1.0	ug/l	---	ND	1.0	ug/l	---	ND	1.0	ug/l	---	ND	1.0	ug/l	---
1,2-Dichloropropane	78-87-5		ND	1.0	ug/l	---	ND	1.0	ug/l	---	ND	1.0	ug/l	---	ND	1.0	ug/l	---
1,3-Dichlorobenzene	541-73-1		ND	1.0	ug/l	---	ND	1.0	ug/l	---	ND	1.0	ug/l	---	ND	1.0	ug/l	---
1,4-Dichlorobenzene	106-46-7		ND	1.0	ug/l	---	ND	1.0	ug/l	---	ND	1.0	ug/l	---	ND	1.0	ug/l	---
2-Butanone (MEK)	78-93-3		4.7	5.0	ug/l	J	ND	5.0	ug/l	---	ND	5.0	ug/l	---	ND	5.0	ug/l	---
2-Hexanone	591-78-6		ND	5.0	ug/l	---	ND	5.0	ug/l	---	ND	5.0	ug/l	---	ND	5.0	ug/l	---
4-Methyl-2-pentanone (MIBK)	108-10-1		ND	5.0	ug/l	---	ND	5.0	ug/l	---	ND	5.0	ug/l	---	ND	5.0	ug/l	---
Acetone	67-64-1		44	5.0	ug/l	---	ND	5.0	ug/l	---	ND	5.0	ug/l	---	ND	5.0	ug/l	---
Benzene	71-43-2		ND	1.0	ug/l	---	ND	1.0	ug/l	---	2.0	1.0	ug/l	---	0.57	1.0	ug/l	J
Bromoform	75-25-2		ND	1.0	ug/l	---	ND	1.0	ug/l	---	ND	1.0	ug/l	---	ND	1.0	ug/l	---
Bromomethane	74-83-9		ND	1.0	ug/l	---	ND	1.0	ug/l	---	ND	1.0	ug/l	---	ND	1.0	ug/l	---
Carbon disulfide	75-15-0		ND	1.0	ug/l	---	ND	1.0	ug/l	---	ND	1.0	ug/l	---	ND	1.0	ug/l	---
Carbon tetrachloride	56-23-5		ND	1.0	ug/l	---	ND	1.0	ug/l	---	ND	1.0	ug/l	---	ND	1.0	ug/l	---
Chlorobenzene	108-90-7		ND	1.0	ug/l	---	ND	1.0	ug/l	---	ND	1.0	ug/l	---	ND	1.0	ug/l	---
Chlorobromomethane	74-97-5		ND	1.0	ug/l	---	ND	1.0	ug/l	---	ND	1.0	ug/l	---	ND	1.0	ug/l	---
Chlorodibromomethane	124-48-1		ND	1.0	ug/l	---	ND	1.0	ug/l	---	ND	1.0	ug/l	---	ND	1.0	ug/l	---
Chloroethane	75-00-3		ND	1.0	ug/l	---	ND	1.0	ug/l	---	ND	1.0	ug/l	---	ND	1.0	ug/l	---
Chloroform	67-66-3		ND	1.0	ug/l	---	ND	1.0	ug/l	---	ND	1.0	ug/l	---	ND	1.0	ug/l	---
Chloromethane	74-87-3		ND	1.0	ug/l	---	0.50	1.0	ug/l	UB	ND	1.0	ug/l	---	ND	1.0	ug/l	---
cis-1,2-Dichloroethene	156-59-2		ND	1.0	ug/l	---	ND	1.0	ug/l	---	ND	1.0	ug/l	---	ND	1.0	ug/l	---
cis-1,3-Dichloropropene	10061-01-5		ND	1.0	ug/l	---	ND	1.0	ug/l	---	ND	1.0	ug/l	---	ND	1.0	ug/l	---
Cyclohexane	110-82-7		ND	1.0	ug/l	---	ND	1.0	ug/l	---	ND	1.0	ug/l	---	ND	1.0	ug/l	---
Dichlorobromomethane	75-27-4		ND	1.0	ug/l	---	ND	1.0	ug/l	---	ND	1.0	ug/l	---	ND	1.0	ug/l	---
Dichlorodifluoromethane	75-71-8		ND	1.0	ug/l	---	ND	1.0	ug/l	---	ND	1.0	ug/l	---	ND	1.0	ug/l	---
Ethylbenzene	100-41-4		ND	1.0	ug/l	---	ND	1.0	ug/l	---	ND	1.0	ug/l	---	ND	1.0	ug/l	---
Isopropylbenzene	98-82-8		ND	1.0	ug/l	---	ND	1.0	ug/l	---	ND	1.0	ug/l	---	ND	1.0	ug/l	---
Methyl acetate	79-20-9		ND	5.0	ug/l	---	ND	5.0	ug/l	---	ND	5.0	ug/l	---	ND	5.0	ug/l	---
Methyl tert-butyl ether	1634-04-4		ND	1.0	ug/l	---	ND	1.0	ug/l	---	ND	1.0	ug/l	---	ND	1.0	ug/l	---
Methylcyclohexane	108-87-2		ND	1.0	ug/l	---	ND	1.0	ug/l	---	ND	1.0	ug/l	---	ND	1.0	ug/l	---
Methylene Chloride	75-09-2		ND	1.0	ug/l	---	ND	1.0	ug/l	---	ND	1.0	ug/l	---	ND	1.0	ug/l	---
Styrene	100-42-5		ND	1.0	ug/l	---	ND	1.0	ug/l	---	ND	1.0	ug/l	---	ND	1.0	ug/l	---
Tetrachloroethene	127-18-4		ND	1.0	ug/l	---	ND	1.0	ug/l	---	ND	1.0	ug/l	---	ND	1.0	ug/l	---
Toluene	108-88-3		ND	1.0	ug/l	---	0.53	1.0	ug/l	J	ND	1.0	ug/l	---	ND	1.0	ug/l	---
trans-1,2-Dichloroethene	156-60-5		ND	1.0	ug/l	---	ND	1.0	ug/l	---	ND	1.0	ug/l	---	ND	1.0	ug/l	---
trans-1,3-Dichloropropene	10061-02-6		ND	1.0	ug/l	---	ND	1.0	ug/l	---	ND	1.0	ug/l	---	ND	1.0	ug/l	---
Trichloroethene	79-01-6		ND	1.0	ug/l	---	ND	1.0	ug/l	---	ND	1.0	ug/l	---	ND	1.0	ug/l	---
Trichlorofluoromethane	75-69-4		ND	1.0	ug/l	---	ND	1.0	ug/l	---	ND	1.0	ug/l	---	ND	1.0	ug/l	---
Vinyl chloride	75-01-4		ND	1.0	ug/l	---	0.23	1.0	ug/l	J	ND	1.0	ug/l	---	ND	1.0	ug/l	---
Xylenes, Total	1330-20-7		ND	2.0	ug/l	---	ND	2.0	ug/l	---	ND	2.0	ug/l	---	ND	2.0	ug/l	---
OSW-8260DSIM																		
1,2,3-Trichloropropane	96-18-4		ND	0.030	ug/l	---	ND	0.030	ug/l	---	ND	0.030	ug/l	---	ND	0.030	ug/l	---
1,2-Dibromo-3-Chloropropane	96-12-8		ND	0.020	ug/l	---	ND	0.020	ug/l	---	ND	0.020	ug/l	---	ND	0.020	ug/l	---
1,4-Dioxane	123-91-1		ND	0.40	ug/l	---	ND	0.40	ug/l	---	ND	0.40	ug/l	---	ND	0.40	ug/l	---
Ethylene Dibromide	106-93-4		ND	0.020	ug/l	---	ND	0.020	ug/l	---	ND	0.020	ug/l	---	ND	0.020	ug/l	---
GC/MS SVOC																		
OSW-8270E																		
1,4-Dioxane	123-91-1		ND	0.20	ug/l	---	ND	0.20	ug/l	---	ND	0.20	ug/l	---	ND	0.20	ug/l	---
Metals																		
OSW-6020B																		
Arsenic	7440-38-2		7.3	2.0	ug/l	---	5.1	2.0	ug/l	---	ND	2.0	ug/l	---	1.2	2.0	ug/l	J
Arsenic - Dissolved	7440-38-2		6.9	2.0	ug/l	---	5.3	2.0	ug/l	---	1.3	2.0	ug/l	J	ND	2.0	ug/l	---
Lead	7439-92-1		1.3	1.2	ug/l	---	ND	1.2	ug/l	---	ND	1.2	ug/l	---	ND	1.2	ug/l	---
Lead - Dissolved	7439-92-1		ND	1.2	ug/l	---	ND	1.2	ug/l	---	ND	1.2	ug/l	---	ND	1.2	ug/l	---

Analytical Results Summary

CADENA Project ID: E203361
Laboratory: Eurofins Environment Testing LLC - Edison
Laboratory Submittal: 298741-1

		Sample Name:	RW-9S-(139-149)-022124				RW-9D-(206-216)-022124				RW-2D-(452-462)-022124				RW-2S-(279-289)-022124			
		Lab Sample ID:	4602987415				4602987416				4602987417				4602987418			
		Sample Date:	2/21/2024				2/21/2024				2/21/2024				2/21/2024			
Analyte	**Cas No.**	**Result**	**Report Limit**	**Units**	**Valid Qualifier**	**Result**	**Report Limit**	**Units**	**Valid Qualifier**	**Result**	**Report Limit**	**Units**	**Valid Qualifier**	**Result**	**Report Limit**	**Units**	**Valid Qualifier**
GC/MS VOC																	
OSW-8260D																	
1,1,1-Trichloroethane	71-55-6	ND	1.0	ug/l	---	ND	1.0	ug/l	---	ND	1.0	ug/l	---	ND	1.0	ug/l	---
1,1,2,2-Tetrachloroethane	79-34-5	ND	1.0	ug/l	---	ND	1.0	ug/l	---	ND	1.0	ug/l	---	ND	1.0	ug/l	---
1,1,2-Trichloro-1,2,2-trifluoroethane	76-13-1	ND	1.0	ug/l	---	ND	1.0	ug/l	---	ND	1.0	ug/l	---	ND	1.0	ug/l	---
1,1,2-Trichloroethane	79-00-5	ND	1.0	ug/l	---	ND	1.0	ug/l	---	ND	1.0	ug/l	---	ND	1.0	ug/l	---
1,1-Dichloroethane	75-34-3	ND	1.0	ug/l	---	ND	1.0	ug/l	---	ND	1.0	ug/l	---	ND	1.0	ug/l	---
1,1-Dichloroethene	75-35-4	ND	1.0	ug/l	---	ND	1.0	ug/l	---	ND	1.0	ug/l	---	ND	1.0	ug/l	---
1,2,3-Trichlorobenzene	87-61-6	ND	1.0	ug/l	---	ND	1.0	ug/l	---	ND	1.0	ug/l	---	ND	1.0	ug/l	---
1,2,4-Trichlorobenzene	120-82-1	ND	1.0	ug/l	---	ND	1.0	ug/l	---	ND	1.0	ug/l	---	ND	1.0	ug/l	---
1,2-Dichlorobenzene	95-50-1	ND	1.0	ug/l	---	ND	1.0	ug/l	---	ND	1.0	ug/l	---	ND	1.0	ug/l	---
1,2-Dichloroethane	107-06-2	ND	1.0	ug/l	---	ND	1.0	ug/l	---	ND	1.0	ug/l	---	ND	1.0	ug/l	---
1,2-Dichloropropane	78-87-5	ND	1.0	ug/l	---	ND	1.0	ug/l	---	ND	1.0	ug/l	---	ND	1.0	ug/l	---
1,3-Dichlorobenzene	541-73-1	ND	1.0	ug/l	---	ND	1.0	ug/l	---	ND	1.0	ug/l	---	ND	1.0	ug/l	---
1,4-Dichlorobenzene	106-46-7	ND	1.0	ug/l	---	ND	1.0	ug/l	---	ND	1.0	ug/l	---	ND	1.0	ug/l	---
2-Butanone (MEK)	78-93-3	ND	5.0	ug/l	---	2.0	5.0	ug/l	J	ND	5.0	ug/l	---	ND	5.0	ug/l	---
2-Hexanone	591-78-6	ND	5.0	ug/l	---	ND	5.0	ug/l	---	ND	5.0	ug/l	---	ND	5.0	ug/l	---
4-Methyl-2-pentanone (MIBK)	108-10-1	ND	5.0	ug/l	---	ND	5.0	ug/l	---	ND	5.0	ug/l	---	ND	5.0	ug/l	---
Acetone	67-64-1	ND	5.0	ug/l	---	16	5.0	ug/l	---	14	5.0	ug/l	---	ND	5.0	ug/l	---
Benzene	71-43-2	ND	1.0	ug/l	---	ND	1.0	ug/l	---	ND	1.0	ug/l	---	0.25	1.0	ug/l	J
Bromoform	75-25-2	ND	1.0	ug/l	---	ND	1.0	ug/l	---	ND	1.0	ug/l	---	ND	1.0	ug/l	---
Bromomethane	74-83-9	ND	1.0	ug/l	---	ND	1.0	ug/l	---	ND	1.0	ug/l	---	ND	1.0	ug/l	---
Carbon disulfide	75-15-0	1.6	1.0	ug/l	---	ND	1.0	ug/l	---	1.6	1.0	ug/l	---	1.1	1.0	ug/l	---
Carbon tetrachloride	56-23-5	ND	1.0	ug/l	---	ND	1.0	ug/l	---	ND	1.0	ug/l	---	ND	1.0	ug/l	---
Chlorobenzene	108-90-7	ND	1.0	ug/l	---	ND	1.0	ug/l	---	ND	1.0	ug/l	---	2.8	1.0	ug/l	---
Chlorobromomethane	74-97-5	ND	1.0	ug/l	---	ND	1.0	ug/l	---	ND	1.0	ug/l	---	ND	1.0	ug/l	---
Chlorodibromomethane	124-48-1	ND	1.0	ug/l	---	ND	1.0	ug/l	---	ND	1.0	ug/l	---	ND	1.0	ug/l	---
Chloroethane	75-00-3	ND	1.0	ug/l	---	ND	1.0	ug/l	---	ND	1.0	ug/l	---	ND	1.0	ug/l	---
Chloroform	67-66-3	ND	1.0	ug/l	---	ND	1.0	ug/l	---	ND	1.0	ug/l	---	ND	1.0	ug/l	---
Chloromethane	74-87-3	ND	1.0	ug/l	---	ND	1.0	ug/l	---	0.62	1.0	ug/l	UB	0.47	1.0	ug/l	UB
cis-1,2-Dichloroethene	156-59-2	ND	1.0	ug/l	---	ND	1.0	ug/l	---	ND	1.0	ug/l	---	ND	1.0	ug/l	---
cis-1,3-Dichloropropene	10061-01-5	ND	1.0	ug/l	---	ND	1.0	ug/l	---	ND	1.0	ug/l	---	ND	1.0	ug/l	---
Cyclohexane	110-82-7	ND	1.0	ug/l	---	ND	1.0	ug/l	---	ND	1.0	ug/l	---	ND	1.0	ug/l	---
Dichlorobromomethane	75-27-4	ND	1.0	ug/l	---	ND	1.0	ug/l	---	ND	1.0	ug/l	---	ND	1.0	ug/l	---
Dichlorodifluoromethane	75-71-8	ND	1.0	ug/l	---	ND	1.0	ug/l	---	ND	1.0	ug/l	---	ND	1.0	ug/l	---
Ethylbenzene	100-41-4	ND	1.0	ug/l	---	ND	1.0	ug/l	---	ND	1.0	ug/l	---	ND	1.0	ug/l	---
Isopropylbenzene	98-82-8	ND	1.0	ug/l	---	ND	1.0	ug/l	---	ND	1.0	ug/l	---	ND	1.0	ug/l	---
Methyl acetate	79-20-9	ND	5.0	ug/l	---	ND	5.0	ug/l	---	ND	5.0	ug/l	---	ND	5.0	ug/l	---
Methyl tert-butyl ether	1634-04-4	ND	1.0	ug/l	---	ND	1.0	ug/l	---	0.43	1.0	ug/l	J	0.23	1.0	ug/l	J
Methylcyclohexane	108-87-2	ND	1.0	ug/l	---	ND	1.0	ug/l	---	ND	1.0	ug/l	---	ND	1.0	ug/l	---
Methylene Chloride	75-09-2	ND	1.0	ug/l	---	ND	1.0	ug/l	---	ND	1.0	ug/l	---	ND	1.0	ug/l	---
Styrene	100-42-5	ND	1.0	ug/l	---	ND	1.0	ug/l	---	ND	1.0	ug/l	---	ND	1.0	ug/l	---
Tetrachloroethene	127-18-4	ND	1.0	ug/l	---	ND	1.0	ug/l	---	ND	1.0	ug/l	---	ND	1.0	ug/l	---
Toluene	108-88-3	ND	1.0	ug/l	---	0.43	1.0	ug/l	J	0.80	1.0	ug/l	J	0.95	1.0	ug/l	J
trans-1,2-Dichloroethene	156-60-5	ND	1.0	ug/l	---	ND	1.0	ug/l	---	ND	1.0	ug/l	---	ND	1.0	ug/l	---
trans-1,3-Dichloropropene	10061-02-6	ND	1.0	ug/l	---	ND	1.0	ug/l	---	ND	1.0	ug/l	---	ND	1.0	ug/l	---
Trichloroethene	79-01-6	ND	1.0	ug/l	---	ND	1.0	ug/l	---	ND	1.0	ug/l	---	ND	1.0	ug/l	---
Trichlorofluoromethane	75-69-4	ND	1.0	ug/l	---	ND	1.0	ug/l	---	ND	1.0	ug/l	---	ND	1.0	ug/l	---
Vinyl chloride	75-01-4	ND	1.0	ug/l	---	ND	1.0	ug/l	---	0.27	1.0	ug/l	J	0.28	1.0	ug/l	J
Xylenes, Total	1330-20-7	ND	2.0	ug/l	---	ND	2.0	ug/l	---	ND	2.0	ug/l	---	ND	2.0	ug/l	---
OSW-8260DSIM																	
1,2,3-Trichloropropane	96-18-4	ND	0.030	ug/l	---	ND	0.030	ug/l	---	ND	0.030	ug/l	---	ND	0.030	ug/l	---
1,2-Dibromo-3-Chloropropane	96-12-8	ND	0.020	ug/l	---	ND	0.020	ug/l	---	ND	0.020	ug/l	---	ND	0.020	ug/l	---
1,4-Dioxane	123-91-1	ND	0.40	ug/l	---	ND	0.40	ug/l	---	1.6	0.40	ug/l	---	11	0.40	ug/l	---
Ethylene Dibromide	106-93-4	ND	0.020	ug/l	---	ND	0.020	ug/l	---	ND	0.020	ug/l	---	ND	0.020	ug/l	---
GC/MS SVOC																	
OSW-8270E																	
1,4-Dioxane	123-91-1	ND	0.20	ug/l	---	ND	0.20	ug/l	---	0.75	0.20	ug/l	---	6.1	0.20	ug/l	---
Metals																	
OSW-6020B																	
Arsenic	7440-38-2	ND	2.0	ug/l	---	1.5	2.0	ug/l	J	6.2	2.0	ug/l	---	3.9	2.0	ug/l	---
Arsenic - Dissolved	7440-38-2	ND	2.0	ug/l	---	1.5	2.0	ug/l	J	5.0	2.0	ug/l	---	7.5	2.0	ug/l	---
Lead	7439-92-1	0.57	1.2	ug/l	J	ND	1.2	ug/l	---	ND	1.2	ug/l	---	0.58	1.2	ug/l	J
Lead - Dissolved	7439-92-1	ND	1.2	ug/l	---	ND	1.2	ug/l	---	ND	1.2	ug/l	---	ND	1.2	ug/l	---

Analytical Results Summary

CADENA Project ID: E203361
Laboratory: Eurofins Environment Testing LLC - Edison
Laboratory Submittal: 298741-1

Sample Name: TB-02
Lab Sample ID: 4602987419
Sample Date: 2/21/2024

Analyte	Cas No.	Result	Report Limit	Units	Valid Qualifier
GC/MS VOC					
OSW-8260D					
1,1,1-Trichloroethane	71-55-6	ND	1.0	ug/l	---
1,1,2,2-Tetrachloroethane	79-34-5	ND	1.0	ug/l	---
1,1,2-Trichloro-1,2,2-trifluoroethane	76-13-1	ND	1.0	ug/l	---
1,1,2-Trichloroethane	79-00-5	ND	1.0	ug/l	---
1,1-Dichloroethane	75-34-3	ND	1.0	ug/l	---
1,1-Dichloroethene	75-35-4	ND	1.0	ug/l	---
1,2,3-Trichlorobenzene	87-61-6	ND	1.0	ug/l	---
1,2,4-Trichlorobenzene	120-82-1	ND	1.0	ug/l	---
1,2-Dichlorobenzene	95-50-1	ND	1.0	ug/l	---
1,2-Dichloroethane	107-06-2	ND	1.0	ug/l	---
1,2-Dichloropropane	78-87-5	ND	1.0	ug/l	---
1,3-Dichlorobenzene	541-73-1	ND	1.0	ug/l	---
1,4-Dichlorobenzene	106-46-7	ND	1.0	ug/l	---
2-Butanone (MEK)	78-93-3	ND	5.0	ug/l	---
2-Hexanone	591-78-6	ND	5.0	ug/l	---
4-Methyl-2-pentanone (MIBK)	108-10-1	ND	5.0	ug/l	---
Acetone	67-64-1	ND	5.0	ug/l	---
Benzene	71-43-2	ND	1.0	ug/l	---
Bromoform	75-25-2	0.65	1.0	ug/l	J
Bromomethane	74-83-9	ND	1.0	ug/l	---
Carbon disulfide	75-15-0	ND	1.0	ug/l	---
Carbon tetrachloride	56-23-5	ND	1.0	ug/l	---
Chlorobenzene	108-90-7	ND	1.0	ug/l	---
Chlorobromomethane	74-97-5	ND	1.0	ug/l	---
Chlorodibromomethane	124-48-1	0.51	1.0	ug/l	J
Chloroethane	75-00-3	ND	1.0	ug/l	---
Chloroform	67-66-3	ND	1.0	ug/l	---
Chloromethane	74-87-3	0.42	1.0	ug/l	J
cis-1,2-Dichloroethene	156-59-2	ND	1.0	ug/l	---
cis-1,3-Dichloropropene	10061-01-5	ND	1.0	ug/l	---
Cyclohexane	110-82-7	ND	1.0	ug/l	---
Dichlorobromomethane	75-27-4	ND	1.0	ug/l	---
Dichlorodifluoromethane	75-71-8	ND	1.0	ug/l	---
Ethylbenzene	100-41-4	ND	1.0	ug/l	---
Isopropylbenzene	98-82-8	ND	1.0	ug/l	---
Methyl acetate	79-20-9	ND	5.0	ug/l	---
Methyl tert-butyl ether	1634-04-4	ND	1.0	ug/l	---
Methylcyclohexane	108-87-2	ND	1.0	ug/l	---
Methylene Chloride	75-09-2	ND	1.0	ug/l	---
Styrene	100-42-5	ND	1.0	ug/l	---
Tetrachloroethene	127-18-4	ND	1.0	ug/l	---
Toluene	108-88-3	ND	1.0	ug/l	---
trans-1,2-Dichloroethene	156-60-5	ND	1.0	ug/l	---
trans-1,3-Dichloropropene	10061-02-6	ND	1.0	ug/l	---
Trichloroethene	79-01-6	ND	1.0	ug/l	---
Trichlorofluoromethane	75-69-4	ND	1.0	ug/l	---
Vinyl chloride	75-01-4	ND	1.0	ug/l	---
Xylenes, Total	1330-20-7	ND	2.0	ug/l	---
OSW-8260DSIM					
1,2,3-Trichloropropane	96-18-4	ND	0.030	ug/l	---
1,2-Dibromo-3-Chloropropane	96-12-8	ND	0.020	ug/l	---
1,4-Dioxane	123-91-1	ND	0.40	ug/l	---
Ethylene Dibromide	106-93-4	ND	0.020	ug/l	---
GC/MS SVOC					
OSW-8270E					
1,4-Dioxane	123-91-1				
Metals					
OSW-6020B					
Arsenic	7440-38-2				
Arsenic - Dissolved	7440-38-2				
Lead	7439-92-1				
Lead - Dissolved	7439-92-1				

DATA VERIFICATION REPORT

March 07, 2024

Tim Roeper
Tetratech
100 Crystal Run Road
Suite 100
Middletown, NY 10944

CADENA project ID: E203361
Project: Ford Ringwood Mines Project
Project number:
Event Specific Scope of Work References: Sample COC
Laboratory: Eurofins Environment Testing LLC - Edison
Laboratory submittal: 298742-1
Sample date: 2024-02-21
Report received by CADENA: 2024-03-07
Initial Data Verification completed by CADENA: 2024-03-07
Number of Samples:7
Sample Matrices: Water
Test Categories: GCMS VOC, GCMS SVOC and Metals
Please see attached criteria report or sample result/qualified analytical result summary for qualifier flags assigned to sample data.

The following minor QC exceptions or missing information were noted:

LCS recoveries were outliers biased HIGH for these tests and analytes (or one LCS and the associated LCS/LCSD RPD). All associated client sample results were non-detect for these analytes so were not affected by the high bias and qualification was not required: GCMS VOC QC batch 961576 and 961486 - 1,2,3-trichlorobenzene.

MS/MSD recovery outliers or sample duplicate RPD outliers were not determined using a client sample from this submittal for the test and QC batch noted so qualification was not required based on these sample-specific QC outliers: GCMS VOC QC batch 961486.

GCMS VOC CCV STANDARD response outliers as noted in the laboratory submittal case narrative were not used to qualify client sample results as part of this level 2 data package verification review.

Sample receipt note: per laboratory submittal case narrative the dissolved metals field samples were filtered at the lab instead of in the field. Qualifications were not applied based on this sample receipt observation alone.

Sample/MS/MSD Surrogate Recovery, Blank/LCS Surrogate Recovery, LCS/LCD Recovery, LCS/LCD RPD, Blank Contamination and Hold Time Exception were reviewed as part of our verification.

Data verification for the report specified above was completed using the Ford Motor Company Environmental Laboratory Technical Specification, the CADENA Standard Operating Procedure for the Verification of Environmental Analytical Data and the associated analytical methods as references for evaluating the batch QC, sample data and report content. The EPA National Functional Guidelines for validating organic and inorganic data were used as guidance when addressing out of control QC results and the associated data qualifiers.

Analytical results reported between RDL and MDL are flagged 'J' and considered estimated values.

The definitions of the qualifiers used for this data package are defined in the analytical report. CADENA valid qualifiers are defined in the table below. To view and download a PDF copy of the laboratory analytical report access the CADENA CLMS at http://clms.cadenaco.com/index.cfm.

Please contact me if you have any questions.

Sincerely,

Jim Tomalia

Project Scientist

CADENA Inc, 1099 Highland Drive, Suite E, Ann Arbor, MI 48108 517-819-0356

CADENA Valid Qualifiers

Valid Qualifiers	Description
<	Less than the reported concentration.
>	Greater than the reported concentration.
B	The analyte / compound was detected in the associated blank. For Organic methods the sample concentration was greater than the RDL and less than 5x (or 10x for common lab contaminates) the blank concentration and is considered non-detect at the reported concentration. For Inorganic methods the sample concentration was greater than the RDL and less than 10x the blank concentration and is considered non-detect at the reported concentration.
E	The analyte / Compound reported exceeds the calibration range and is considered estimated.
EMPC	Estimated Minimum Potential Contamination - Dioxin/Furan analyses only.
J	Indicates an estimated value. This flag is used either when estimating a concentration for a tentatively identified compound or when the data indicates the presence of an analyte / compound but the result is less than the sample Quantitation limit, but greater than zero. The flag is also used in data validation to indicate a reported value should be considered estimated due to associated quality assurance deficiencies.
J-	The result is an estimated quantity, but the result may be biased low.
JB	NON-DETECT AT THE CONCENTRATION REPORTED AND ESTIMATED
JH	The sample result is considered estimated and is potentially biased high.
JL	The sample result is considered estimated and is potentially biased low.
JUB	NON-DETECT AT THE REPORTING LIMIT AND ESTIMATED
NJ	Tentatively identified compound with approximated concentration.
R	Indicates the value is considered to be unusable. (Note: The analyte / compound may or may not be present.)
TNTC	Too Numerous to Count - Asbestos and Microbiological Results.
U	Indicates that the analyte / compound was analyzed for, but not detected.
UB	The analyte / compound was detected in the associated blank. For Organic methods the sample concentration was less than the RDL and less than 5x (or 10x for common lab contaminates) the blank concentration and is considered non-detect at the RDL. For Inorganic methods the sample concentration was less than the RDL and less than 10x the blank concentration and is considered non-detect at the RDL.
UJ	The analyte / compound was not detected above the reported sample Quantitation limit. However, the Quantitation limit is considered to be approximate due to associated quality assurance results and may or may not represent the actual limit of Quantitation to accurately and precisely report the analyte in the sample.

Analytical Results Summary

CADENA Project ID: E203361
Laboratory: Eurofins Environment Testing LLC - Edison
Laboratory Submittal: 298742-1

		Sample Name:	OB-24-022124				OB-16-022124				OB-17-022124				OB-14A-022124			
		Lab Sample ID:	4602987421				4602987422				4602987423				4602987424			
		Sample Date:	2/21/2024				2/21/2024				2/21/2024				2/21/2024			
Analyte	**Cas No.**	**Result**	**Report Limit**	**Units**	**Valid Qualifier**	**Result**	**Report Limit**	**Units**	**Valid Qualifier**	**Result**	**Report Limit**	**Units**	**Valid Qualifier**	**Result**	**Report Limit**	**Units**	**Valid Qualifier**
GC/MS VOC																	
OSW-8260D																	
1,1,1-Trichloroethane	71-55-6	ND	1.0	ug/l	---	ND	1.0	ug/l	---	ND	1.0	ug/l	---	ND	1.0	ug/l	---
1,1,2,2-Tetrachloroethane	79-34-5	ND	1.0	ug/l	---	ND	1.0	ug/l	---	ND	1.0	ug/l	---	ND	1.0	ug/l	---
1,1,2-Trichloro-1,2,2-trifluoroethane	76-13-1	ND	1.0	ug/l	---	ND	1.0	ug/l	---	ND	1.0	ug/l	---	ND	1.0	ug/l	---
1,1,2-Trichloroethane	79-00-5	ND	1.0	ug/l	---	ND	1.0	ug/l	---	ND	1.0	ug/l	---	ND	1.0	ug/l	---
1,1-Dichloroethane	75-34-3	ND	1.0	ug/l	---	ND	1.0	ug/l	---	0.36	1.0	ug/l	J	ND	1.0	ug/l	---
1,1-Dichloroethene	75-35-4	ND	1.0	ug/l	---	ND	1.0	ug/l	---	ND	1.0	ug/l	---	ND	1.0	ug/l	---
1,2,3-Trichlorobenzene	87-61-6	ND	1.0	ug/l	---	ND	1.0	ug/l	---	ND	1.0	ug/l	---	ND	1.0	ug/l	---
1,2,4-Trichlorobenzene	120-82-1	ND	1.0	ug/l	---	ND	1.0	ug/l	---	ND	1.0	ug/l	---	ND	1.0	ug/l	---
1,2-Dichlorobenzene	95-50-1	ND	1.0	ug/l	---	ND	1.0	ug/l	---	ND	1.0	ug/l	---	ND	1.0	ug/l	---
1,2-Dichloroethane	107-06-2	ND	1.0	ug/l	---	ND	1.0	ug/l	---	ND	1.0	ug/l	---	ND	1.0	ug/l	---
1,2-Dichloropropane	78-87-5	ND	1.0	ug/l	---	ND	1.0	ug/l	---	ND	1.0	ug/l	---	ND	1.0	ug/l	---
1,3-Dichlorobenzene	541-73-1	ND	1.0	ug/l	---	ND	1.0	ug/l	---	ND	1.0	ug/l	---	ND	1.0	ug/l	---
1,4-Dichlorobenzene	106-46-7	ND	1.0	ug/l	---	ND	1.0	ug/l	---	ND	1.0	ug/l	---	ND	1.0	ug/l	---
2-Butanone (MEK)	78-93-3	ND	5.0	ug/l	---	ND	5.0	ug/l	---	ND	5.0	ug/l	---	ND	5.0	ug/l	---
2-Hexanone	591-78-6	ND	5.0	ug/l	---	ND	5.0	ug/l	---	ND	5.0	ug/l	---	ND	5.0	ug/l	---
4-Methyl-2-pentanone (MIBK)	108-10-1	ND	5.0	ug/l	---	ND	5.0	ug/l	---	ND	5.0	ug/l	---	ND	5.0	ug/l	---
Acetone	67-64-1	ND	5.0	ug/l	---	ND	5.0	ug/l	---	ND	5.0	ug/l	---	ND	5.0	ug/l	---
Benzene	71-43-2	ND	1.0	ug/l	---	ND	1.0	ug/l	---	ND	1.0	ug/l	---	ND	1.0	ug/l	---
Bromoform	75-25-2	ND	1.0	ug/l	---	ND	1.0	ug/l	---	ND	1.0	ug/l	---	ND	1.0	ug/l	---
Bromomethane	74-83-9	ND	1.0	ug/l	---	ND	1.0	ug/l	---	ND	1.0	ug/l	---	ND	1.0	ug/l	---
Carbon disulfide	75-15-0	ND	1.0	ug/l	---	ND	1.0	ug/l	---	ND	1.0	ug/l	---	ND	1.0	ug/l	---
Carbon tetrachloride	56-23-5	ND	1.0	ug/l	---	ND	1.0	ug/l	---	ND	1.0	ug/l	---	ND	1.0	ug/l	---
Chlorobenzene	108-90-7	ND	1.0	ug/l	---	ND	1.0	ug/l	---	ND	1.0	ug/l	---	ND	1.0	ug/l	---
Chlorobromomethane	74-97-5	ND	1.0	ug/l	---	ND	1.0	ug/l	---	ND	1.0	ug/l	---	ND	1.0	ug/l	---
Chlorodibromomethane	124-48-1	ND	1.0	ug/l	---	ND	1.0	ug/l	---	ND	1.0	ug/l	---	ND	1.0	ug/l	---
Chloroethane	75-00-3	ND	1.0	ug/l	---	ND	1.0	ug/l	---	ND	1.0	ug/l	---	ND	1.0	ug/l	---
Chloroform	67-66-3	ND	1.0	ug/l	---	ND	1.0	ug/l	---	ND	1.0	ug/l	---	ND	1.0	ug/l	---
Chloromethane	74-87-3	ND	1.0	ug/l	---	ND	1.0	ug/l	---	ND	1.0	ug/l	---	ND	1.0	ug/l	---
cis-1,2-Dichloroethene	156-59-2	ND	1.0	ug/l	---	ND	1.0	ug/l	---	ND	1.0	ug/l	---	ND	1.0	ug/l	---
cis-1,3-Dichloropropene	10061-01-5	ND	1.0	ug/l	---	ND	1.0	ug/l	---	ND	1.0	ug/l	---	ND	1.0	ug/l	---
Cyclohexane	110-82-7	ND	1.0	ug/l	---	ND	1.0	ug/l	---	ND	1.0	ug/l	---	ND	1.0	ug/l	---
Dichlorobromomethane	75-27-4	ND	1.0	ug/l	---	ND	1.0	ug/l	---	ND	1.0	ug/l	---	ND	1.0	ug/l	---
Dichlorodifluoromethane	75-71-8	ND	1.0	ug/l	---	ND	1.0	ug/l	---	ND	1.0	ug/l	---	ND	1.0	ug/l	---
Ethylbenzene	100-41-4	ND	1.0	ug/l	---	ND	1.0	ug/l	---	ND	1.0	ug/l	---	ND	1.0	ug/l	---
Isopropylbenzene	98-82-8	ND	1.0	ug/l	---	ND	1.0	ug/l	---	ND	1.0	ug/l	---	ND	1.0	ug/l	---
Methyl acetate	79-20-9	ND	5.0	ug/l	---	ND	5.0	ug/l	---	ND	5.0	ug/l	---	ND	5.0	ug/l	---
Methyl tert-butyl ether	1634-04-4	ND	1.0	ug/l	---	ND	1.0	ug/l	---	ND	1.0	ug/l	---	ND	1.0	ug/l	---
Methylcyclohexane	108-87-2	ND	1.0	ug/l	---	ND	1.0	ug/l	---	ND	1.0	ug/l	---	ND	1.0	ug/l	---
Methylene Chloride	75-09-2	ND	1.0	ug/l	---	ND	1.0	ug/l	---	ND	1.0	ug/l	---	ND	1.0	ug/l	---
Styrene	100-42-5	ND	1.0	ug/l	---	ND	1.0	ug/l	---	ND	1.0	ug/l	---	ND	1.0	ug/l	---
Tetrachloroethene	127-18-4	ND	1.0	ug/l	---	ND	1.0	ug/l	---	ND	1.0	ug/l	---	ND	1.0	ug/l	---
Toluene	108-88-3	ND	1.0	ug/l	---	ND	1.0	ug/l	---	ND	1.0	ug/l	---	ND	1.0	ug/l	---
trans-1,2-Dichloroethene	156-60-5	ND	1.0	ug/l	---	ND	1.0	ug/l	---	ND	1.0	ug/l	---	ND	1.0	ug/l	---
trans-1,3-Dichloropropene	10061-02-6	ND	1.0	ug/l	---	ND	1.0	ug/l	---	ND	1.0	ug/l	---	ND	1.0	ug/l	---
Trichloroethene	79-01-6	ND	1.0	ug/l	---	ND	1.0	ug/l	---	ND	1.0	ug/l	---	ND	1.0	ug/l	---
Trichlorofluoromethane	75-69-4	ND	1.0	ug/l	---	ND	1.0	ug/l	---	ND	1.0	ug/l	---	ND	1.0	ug/l	---
Vinyl chloride	75-01-4	ND	1.0	ug/l	---	ND	1.0	ug/l	---	ND	1.0	ug/l	---	ND	1.0	ug/l	---
Xylenes, Total	1330-20-7	ND	2.0	ug/l	---	ND	2.0	ug/l	---	ND	2.0	ug/l	---	ND	2.0	ug/l	---
OSW-8260DSIM																	
1,2,3-Trichloropropane	96-18-4	ND	0.030	ug/l	---	ND	0.030	ug/l	---	ND	0.030	ug/l	---	ND	0.030	ug/l	---
1,2-Dibromo-3-Chloropropane	96-12-8	ND	0.020	ug/l	---	ND	0.020	ug/l	---	ND	0.020	ug/l	---	ND	0.020	ug/l	---
1,4-Dioxane	123-91-1	ND	0.40	ug/l	---	ND	0.40	ug/l	---	11	0.40	ug/l	---	ND	0.40	ug/l	---
Ethylene Dibromide	106-93-4	ND	0.020	ug/l	---	ND	0.020	ug/l	---	ND	0.020	ug/l	---	ND	0.020	ug/l	---
GC/MS SVOC																	
OSW-8270E																	
1,4-Dioxane	123-91-1	ND	0.20	ug/l	---	ND	0.20	ug/l	---	9.0	0.20	ug/l	---	ND	0.20	ug/l	---
Metals																	
OSW-6020B																	
Arsenic	7440-38-2	ND	2.0	ug/l	---	8.7	2.0	ug/l	---	ND	2.0	ug/l	---	ND	2.0	ug/l	---
Arsenic - Dissolved	7440-38-2	ND	2.0	ug/l	---	ND	2.0	ug/l	---	ND	2.0	ug/l	---	ND	2.0	ug/l	---
Lead	7439-92-1	ND	1.2	ug/l	---	ND	1.2	ug/l	---	ND	1.2	ug/l	---	1.2	1.2	ug/l	---
Lead - Dissolved	7439-92-1	ND	1.2	ug/l	---	ND	1.2	ug/l	---	ND	1.2	ug/l	---	ND	1.2	ug/l	---

Analytical Results Summary

CADENA Project ID: E203361
Laboratory: Eurofins Environment Testing LLC - Edison
Laboratory Submittal: 298742-1

		Sample Name:	RW-16-022124				RW-6-022124				RW-6A-022124			
		Lab Sample ID:	4602987425				4602987426				4602987427			
		Sample Date:	2/21/2024				2/21/2024				2/21/2024			
Analyte	**Cas No.**	**Result**	**Report Limit**	**Units**	**Valid Qualifier**	**Result**	**Report Limit**	**Units**	**Valid Qualifier**	**Result**	**Report Limit**	**Units**	**Valid Qualifier**
GC/MS VOC													
OSW-8260D													
1,1,1-Trichloroethane	71-55-6	ND	1.0	ug/l	---	ND	1.0	ug/l	---	ND	1.0	ug/l	---
1,1,2,2-Tetrachloroethane	79-34-5	ND	1.0	ug/l	---	ND	1.0	ug/l	---	ND	1.0	ug/l	---
1,1,2-Trichloro-1,2,2-trifluoroethane	76-13-1	ND	1.0	ug/l	---	ND	1.0	ug/l	---	ND	1.0	ug/l	---
1,1,2-Trichloroethane	79-00-5	ND	1.0	ug/l	---	ND	1.0	ug/l	---	ND	1.0	ug/l	---
1,1-Dichloroethane	75-34-3	ND	1.0	ug/l	---	ND	1.0	ug/l	---	ND	1.0	ug/l	---
1,1-Dichloroethene	75-35-4	ND	1.0	ug/l	---	ND	1.0	ug/l	---	ND	1.0	ug/l	---
1,2,3-Trichlorobenzene	87-61-6	ND	1.0	ug/l	---	ND	1.0	ug/l	---	ND	1.0	ug/l	---
1,2,4-Trichlorobenzene	120-82-1	ND	1.0	ug/l	---	ND	1.0	ug/l	---	ND	1.0	ug/l	---
1,2-Dichlorobenzene	95-50-1	ND	1.0	ug/l	---	ND	1.0	ug/l	---	ND	1.0	ug/l	---
1,2-Dichloroethane	107-06-2	ND	1.0	ug/l	---	ND	1.0	ug/l	---	ND	1.0	ug/l	---
1,2-Dichloropropane	78-87-5	ND	1.0	ug/l	---	ND	1.0	ug/l	---	ND	1.0	ug/l	---
1,3-Dichlorobenzene	541-73-1	ND	1.0	ug/l	---	ND	1.0	ug/l	---	ND	1.0	ug/l	---
1,4-Dichlorobenzene	106-46-7	ND	1.0	ug/l	---	ND	1.0	ug/l	---	ND	1.0	ug/l	---
2-Butanone (MEK)	78-93-3	ND	5.0	ug/l	---	ND	5.0	ug/l	---	ND	5.0	ug/l	---
2-Hexanone	591-78-6	ND	5.0	ug/l	---	ND	5.0	ug/l	---	ND	5.0	ug/l	---
4-Methyl-2-pentanone (MIBK)	108-10-1	ND	5.0	ug/l	---	ND	5.0	ug/l	---	ND	5.0	ug/l	---
Acetone	67-64-1	ND	5.0	ug/l	---	ND	5.0	ug/l	---	ND	5.0	ug/l	---
Benzene	71-43-2	ND	1.0	ug/l	---	ND	1.0	ug/l	---	0.38	1.0	ug/l	J
Bromoform	75-25-2	ND	1.0	ug/l	---	ND	1.0	ug/l	---	ND	1.0	ug/l	---
Bromomethane	74-83-9	ND	1.0	ug/l	---	ND	1.0	ug/l	---	ND	1.0	ug/l	---
Carbon disulfide	75-15-0	ND	1.0	ug/l	---	ND	1.0	ug/l	---	ND	1.0	ug/l	---
Carbon tetrachloride	56-23-5	ND	1.0	ug/l	---	ND	1.0	ug/l	---	ND	1.0	ug/l	---
Chlorobenzene	108-90-7	ND	1.0	ug/l	---	ND	1.0	ug/l	---	ND	1.0	ug/l	---
Chlorobromomethane	74-97-5	ND	1.0	ug/l	---	ND	1.0	ug/l	---	ND	1.0	ug/l	---
Chlorodibromomethane	124-48-1	ND	1.0	ug/l	---	ND	1.0	ug/l	---	ND	1.0	ug/l	---
Chloroethane	75-00-3	ND	1.0	ug/l	---	1.4	1.0	ug/l	---	0.39	1.0	ug/l	J
Chloroform	67-66-3	ND	1.0	ug/l	---	ND	1.0	ug/l	---	ND	1.0	ug/l	---
Chloromethane	74-87-3	ND	1.0	ug/l	---	ND	1.0	ug/l	---	ND	1.0	ug/l	---
cis-1,2-Dichloroethene	156-59-2	ND	1.0	ug/l	---	ND	1.0	ug/l	---	ND	1.0	ug/l	---
cis-1,3-Dichloropropene	10061-01-5	ND	1.0	ug/l	---	ND	1.0	ug/l	---	ND	1.0	ug/l	---
Cyclohexane	110-82-7	ND	1.0	ug/l	---	0.33	1.0	ug/l	J	0.73	1.0	ug/l	J
Dichlorobromomethane	75-27-4	ND	1.0	ug/l	---	ND	1.0	ug/l	---	ND	1.0	ug/l	---
Dichlorodifluoromethane	75-71-8	ND	1.0	ug/l	---	ND	1.0	ug/l	---	ND	1.0	ug/l	---
Ethylbenzene	100-41-4	ND	1.0	ug/l	---	ND	1.0	ug/l	---	ND	1.0	ug/l	---
Isopropylbenzene	98-82-8	ND	1.0	ug/l	---	ND	1.0	ug/l	---	0.95	1.0	ug/l	J
Methyl acetate	79-20-9	ND	5.0	ug/l	---	ND	5.0	ug/l	---	ND	5.0	ug/l	---
Methyl tert-butyl ether	1634-04-4	ND	1.0	ug/l	---	ND	1.0	ug/l	---	ND	1.0	ug/l	---
Methylcyclohexane	108-87-2	ND	1.0	ug/l	---	ND	1.0	ug/l	---	ND	1.0	ug/l	---
Methylene Chloride	75-09-2	ND	1.0	ug/l	---	ND	1.0	ug/l	---	ND	1.0	ug/l	---
Styrene	100-42-5	ND	1.0	ug/l	---	ND	1.0	ug/l	---	ND	1.0	ug/l	---
Tetrachloroethene	127-18-4	ND	1.0	ug/l	---	ND	1.0	ug/l	---	ND	1.0	ug/l	---
Toluene	108-88-3	ND	1.0	ug/l	---	ND	1.0	ug/l	---	ND	1.0	ug/l	---
trans-1,2-Dichloroethene	156-60-5	ND	1.0	ug/l	---	ND	1.0	ug/l	---	ND	1.0	ug/l	---
trans-1,3-Dichloropropene	10061-02-6	ND	1.0	ug/l	---	ND	1.0	ug/l	---	ND	1.0	ug/l	---
Trichloroethene	79-01-6	ND	1.0	ug/l	---	ND	1.0	ug/l	---	ND	1.0	ug/l	---
Trichlorofluoromethane	75-69-4	ND	1.0	ug/l	---	ND	1.0	ug/l	---	ND	1.0	ug/l	---
Vinyl chloride	75-01-4	ND	1.0	ug/l	---	ND	1.0	ug/l	---	ND	1.0	ug/l	---
Xylenes, Total	1330-20-7	ND	2.0	ug/l	---	ND	2.0	ug/l	---	ND	2.0	ug/l	---
OSW-8260DSIM													
1,2,3-Trichloropropane	96-18-4	ND	0.030	ug/l	---	ND	0.030	ug/l	---	ND	0.030	ug/l	---
1,2-Dibromo-3-Chloropropane	96-12-8	ND	0.020	ug/l	---	ND	0.020	ug/l	---	ND	0.020	ug/l	---
1,4-Dioxane	123-91-1	ND	0.40	ug/l	---	0.89	0.40	ug/l	---	2.5	0.40	ug/l	---
Ethylene Dibromide	106-93-4	ND	0.020	ug/l	---	ND	0.020	ug/l	---	ND	0.020	ug/l	---
GC/MS SVOC													
OSW-8270E													
1,4-Dioxane	123-91-1	ND	0.20	ug/l	---	0.56	0.20	ug/l	---	1.8	0.20	ug/l	---
Metals													
OSW-6020B													
Arsenic	7440-38-2	ND	2.0	ug/l	---	1.3	2.0	ug/l	J	ND	2.0	ug/l	---
Arsenic - Dissolved	7440-38-2	ND	2.0	ug/l	---	ND	2.0	ug/l	---	ND	2.0	ug/l	---
Lead	7439-92-1	ND	1.2	ug/l	---	0.87	1.2	ug/l	J	0.69	1.2	ug/l	J
Lead - Dissolved	7439-92-1	ND	1.2	ug/l	---	ND	1.2	ug/l	---	ND	1.2	ug/l	---

DATA VERIFICATION REPORT

March 08, 2024

Tim Roeper
Tetratech
100 Crystal Run Road
Suite 100
Middletown, NY 10944

CADENA project ID: E203361
Project: Ford Ringwood Mines Project
Project number:
Event Specific Scope of Work References: Sample COC
Laboratory: Eurofins Environment Testing LLC - Edison
Laboratory submittal: 298820-1
Sample date: 2024-02-23
Report received by CADENA: 2024-03-08
Initial Data Verification completed by CADENA: 2024-03-08
Number of Samples:6
Sample Matrices: Water
Test Categories: GCMS VOC, GCMS SVOC and Metals
Please see attached criteria report or sample result/qualified analytical result summary for qualifier flags assigned to sample data.

The following minor QC exceptions or missing information were noted:

LCS recoveries were outliers biased HIGH for these tests and analytes (or one LCS and the associated LCS/LCSD RPD). All associated client sample results were non-detect for these analytes so were not affected by the high bias and qualification was not required: GCMS VOC QC batch 962030 - 1,2,3-trichlorobenzene.

MS and MSD recovery outliers or one recovery and the MS/MSD RPD were outliers with the recovery biased HIGH for these analytes. Client sample results spiked as noted below were non-detect so qualification was not required based on these high bias QC outliers: GCMS VOC sample -02 - 1,2,3-trichlorobenzene.

MS or MSD recoveries but not both or RPD only were outliers for the following analytes so results for the client sample spiked were not qualified based on these QC outliers alone: GCMS VOC sample -02 - bromomethane. TOTAL METALS sample -02 - arsenic.

GCMS VOC CCV STANDARD response outliers as noted in the laboratory submittal case narrative were not used to qualify client sample results as part of this level 2 data package verification review.

Sample receipt note: per laboratory submittal case narrative the dissolved metals field samples were filtered at the lab instead of in the field. Qualifications were not applied based on this sample receipt observation alone.

Sample/MS/MSD Surrogate Recovery, Blank/LCS Surrogate Recovery, LCS/LCD Recovery, LCS/LCD RPD, MS/MSD Recovery, MS/MSD RPD, Blank Contamination and Hold Time Exception were reviewed as part of our verification.

Data verification for the report specified above was completed using the Ford Motor Company Environmental Laboratory Technical Specification, the CADENA Standard Operating Procedure for the Verification of Environmental Analytical Data and the associated analytical methods as references for evaluating the batch QC, sample data and report content. The EPA National Functional Guidelines for validating organic and inorganic data were used as guidance when addressing out of control QC results and the associated data qualifiers.

Analytical results reported between RDL and MDL are flagged 'J' and considered estimated values.

The definitions of the qualifiers used for this data package are defined in the analytical report. CADENA valid qualifiers are defined in the table below. To view and download a PDF copy of the laboratory analytical report access the CADENA CLMS at http://clms.cadenaco.com/index.cfm.

Please contact me if you have any questions.

Sincerely,

Jim Tomalia

Project Scientist

CADENA Inc, 1099 Highland Drive, Suite E, Ann Arbor, MI 48108 517-819-0356

CADENA Valid Qualifiers

Valid Qualifiers	Description
<	Less than the reported concentration.
>	Greater than the reported concentration.
B	The analyte / compound was detected in the associated blank. For Organic methods the sample concentration was greater than the RDL and less than 5x (or 10x for common lab contaminates) the blank concentration and is considered non-detect at the reported concentration. For Inorganic methods the sample concentration was greater than the RDL and less than 10x the blank concentration and is considered non-detect at the reported concentration.
E	The analyte / Compound reported exceeds the calibration range and is considered estimated.
EMPC	Estimated Minimum Potential Contamination - Dioxin/Furan analyses only.
J	Indicates an estimated value. This flag is used either when estimating a concentration for a tentatively identified compound or when the data indicates the presence of an analyte / compound but the result is less than the sample Quantitation limit, but greater than zero. The flag is also used in data validation to indicate a reported value should be considered estimated due to associated quality assurance deficiencies.
J-	The result is an estimated quantity, but the result may be biased low.
JB	NON-DETECT AT THE CONCENTRATION REPORTED AND ESTIMATED
JH	The sample result is considered estimated and is potentially biased high.
JL	The sample result is considered estimated and is potentially biased low.
JUB	NON-DETECT AT THE REPORTING LIMIT AND ESTIMATED
NJ	Tentatively identified compound with approximated concentration.
R	Indicates the value is considered to be unusable. (Note: The analyte / compound may or may not be present.)
TNTC	Too Numerous to Count - Asbestos and Microbiological Results.
U	Indicates that the analyte / compound was analyzed for, but not detected.
UB	The analyte / compound was detected in the associated blank. For Organic methods the sample concentration was less than the RDL and less than 5x (or 10x for common lab contaminates) the blank concentration and is considered non-detect at the RDL. For Inorganic methods the sample concentration was less than the RDL and less than 10x the blank concentration and is considered non-detect at the RDL.
UJ	The analyte / compound was not detected above the reported sample Quantitation limit. However, the Quantitation limit is considered to be approximate due to associated quality assurance results and may or may not represent the actual limit of Quantitation to accurately and precisely report the analyte in the sample.

SAMPLING AND ANALYSIS SUMMARY

CADENA Project ID: E203361
Laboratory: Eurofins Environment Testing LLC-Edison
Laboratory Submittal: 298820-1

Lab Sample ID	Sample ID	Collection Date (mm/yy/dd)	Collection Time (hh:mm:ss)	GCMS VOC	GCMS VOC SIM	GCMS SVOC 2018	METALS BY ICPMS(D)	METALS BY ICPMS	Comment
4602988201	RW-14S (135-153)-022324	2/23/2024	9:30:00	X	X	X	X	X	
4602988202	RW-14D (175-185)-022324	2/23/2024	10:00:00	X	X	X	X	X	
4602988203	RW-15S (110-120)-022324	2/23/2024	10:50:00	X	X	X	X	X	
4602988204	DUP-03-022324	2/23/2024	12:00:00	X	X	X	X	X	
4602988205	RW-15D (127-137)-022324	2/23/2024	11:25:00	X	X	X	X	X	
4602988206	FB-03-022324	2/23/2024	11:30:00	X	X	X	X	X	

Analytical Results Summary

CADENA Project ID: E203361
Laboratory: Eurofins Environment Testing LLC - Edison
Laboratory Submittal: 298820-1

		Sample Name:	RW-14S (135-153)-022324				RW-14D (175-185)-022324				RW-15S (110-120)-022324				DUP-03-022324				RW-15D (127-137)-022324				FB-03-022324			
		Lab Sample ID:	4602988201				4602988202				4602988203				4602988204				4602988205				4602988206			
		Sample Date:	2/23/2024				2/23/2024				2/23/2024				2/23/2024				2/23/2024				2/23/2024			
Analyte	**Cas No.**	**Result**	**Report Limit**	**Units**	**Valid Qualifier**	**Result**	**Report Limit**	**Units**	**Valid Qualifier**	**Result**	**Report Limit**	**Units**	**Valid Qualifier**	**Result**	**Report Limit**	**Units**	**Valid Qualifier**	**Result**	**Report Limit**	**Units**	**Valid Qualifier**	**Result**	**Report Limit**	**Units**	**Valid Qualifier**
GC/MS VOC																										
OSW-8260D																										
1,1,1-Trichloroethane	71-55-6	ND	1.0	ug/l	---	ND	1.0	ug/l	---	ND	1.0	ug/l	---	ND	1.0	ug/l	---	ND	1.0	ug/l	---	ND	1.0	ug/l	---
1,1,2,2-Tetrachloroethane	79-34-5	ND	1.0	ug/l	---	ND	1.0	ug/l	---	ND	1.0	ug/l	---	ND	1.0	ug/l	---	ND	1.0	ug/l	---	ND	1.0	ug/l	---
1,1,2-Trichloro-1,2,2-trifluoroethane	76-13-1	ND	1.0	ug/l	---	ND	1.0	ug/l	---	ND	1.0	ug/l	---	ND	1.0	ug/l	---	ND	1.0	ug/l	---	ND	1.0	ug/l	---
1,1,2-Trichloroethane	79-00-5	ND	1.0	ug/l	---	ND	1.0	ug/l	---	ND	1.0	ug/l	---	ND	1.0	ug/l	---	ND	1.0	ug/l	---	ND	1.0	ug/l	---
1,1-Dichloroethane	75-34-3	ND	1.0	ug/l	---	ND	1.0	ug/l	---	ND	1.0	ug/l	---	ND	1.0	ug/l	---	ND	1.0	ug/l	---	ND	1.0	ug/l	---
1,1-Dichloroethene	75-35-4	ND	1.0	ug/l	---	ND	1.0	ug/l	---	ND	1.0	ug/l	---	ND	1.0	ug/l	---	ND	1.0	ug/l	---	ND	1.0	ug/l	---
1,2,3-Trichlorobenzene	87-61-6	ND	1.0	ug/l	---	ND	1.0	ug/l	---	ND	1.0	ug/l	---	ND	1.0	ug/l	---	ND	1.0	ug/l	---	ND	1.0	ug/l	---
1,2,4-Trichlorobenzene	120-82-1	ND	1.0	ug/l	---	ND	1.0	ug/l	---	ND	1.0	ug/l	---	ND	1.0	ug/l	---	ND	1.0	ug/l	---	ND	1.0	ug/l	---
1,2-Dichlorobenzene	95-50-1	ND	1.0	ug/l	---	ND	1.0	ug/l	---	ND	1.0	ug/l	---	ND	1.0	ug/l	---	ND	1.0	ug/l	---	ND	1.0	ug/l	---
1,2-Dichloroethane	107-06-2	ND	1.0	ug/l	---	ND	1.0	ug/l	---	ND	1.0	ug/l	---	ND	1.0	ug/l	---	ND	1.0	ug/l	---	ND	1.0	ug/l	---
1,2-Dichloropropane	78-87-5	ND	1.0	ug/l	---	ND	1.0	ug/l	---	ND	1.0	ug/l	---	ND	1.0	ug/l	---	ND	1.0	ug/l	---	ND	1.0	ug/l	---
1,3-Dichlorobenzene	541-73-1	ND	1.0	ug/l	---	ND	1.0	ug/l	---	ND	1.0	ug/l	---	ND	1.0	ug/l	---	ND	1.0	ug/l	---	ND	1.0	ug/l	---
1,4-Dichlorobenzene	106-46-7	ND	1.0	ug/l	---	ND	1.0	ug/l	---	ND	1.0	ug/l	---	ND	1.0	ug/l	---	ND	1.0	ug/l	---	ND	1.0	ug/l	---
2-Butanone (MEK)	78-93-3	ND	5.0	ug/l	---	ND	5.0	ug/l	---	ND	5.0	ug/l	---	ND	5.0	ug/l	---	2.0	5.0	ug/l	J	ND	5.0	ug/l	---
2-Hexanone	591-78-6	ND	5.0	ug/l	---	ND	5.0	ug/l	---	ND	5.0	ug/l	---	ND	5.0	ug/l	---	ND	5.0	ug/l	---	ND	5.0	ug/l	---
4-Methyl-2-pentanone (MIBK)	108-10-1	ND	5.0	ug/l	---	ND	5.0	ug/l	---	ND	5.0	ug/l	---	ND	5.0	ug/l	---	ND	5.0	ug/l	---	ND	5.0	ug/l	---
Acetone	67-64-1	ND	5.0	ug/l	---	ND	5.0	ug/l	---	ND	5.0	ug/l	---	ND	5.0	ug/l	---	15	5.0	ug/l	---	ND	5.0	ug/l	---
Benzene	71-43-2	ND	1.0	ug/l	---	ND	1.0	ug/l	---	ND	1.0	ug/l	---	ND	1.0	ug/l	---	ND	1.0	ug/l	---	ND	1.0	ug/l	---
Bromoform	75-25-2	ND	1.0	ug/l	---	ND	1.0	ug/l	---	ND	1.0	ug/l	---	ND	1.0	ug/l	---	ND	1.0	ug/l	---	ND	1.0	ug/l	---
Bromomethane	74-83-9	ND	1.0	ug/l	---	ND	1.0	ug/l	---	ND	1.0	ug/l	---	ND	1.0	ug/l	---	ND	1.0	ug/l	---	ND	1.0	ug/l	---
Carbon disulfide	75-15-0	ND	1.0	ug/l	---	ND	1.0	ug/l	---	0.90	1.0	ug/l	J	0.98	1.0	ug/l	J	3.7	1.0	ug/l	---	ND	1.0	ug/l	---
Carbon tetrachloride	56-23-5	ND	1.0	ug/l	---	ND	1.0	ug/l	---	ND	1.0	ug/l	---	ND	1.0	ug/l	---	ND	1.0	ug/l	---	ND	1.0	ug/l	---
Chlorobenzene	108-90-7	ND	1.0	ug/l	---	ND	1.0	ug/l	---	ND	1.0	ug/l	---	ND	1.0	ug/l	---	ND	1.0	ug/l	---	ND	1.0	ug/l	---
Chlorobromomethane	74-97-5	ND	1.0	ug/l	---	ND	1.0	ug/l	---	ND	1.0	ug/l	---	ND	1.0	ug/l	---	ND	1.0	ug/l	---	ND	1.0	ug/l	---
Chlorodibromomethane	124-48-1	ND	1.0	ug/l	---	ND	1.0	ug/l	---	ND	1.0	ug/l	---	ND	1.0	ug/l	---	ND	1.0	ug/l	---	ND	1.0	ug/l	---
Chloroethane	75-00-3	ND	1.0	ug/l	---	ND	1.0	ug/l	---	ND	1.0	ug/l	---	ND	1.0	ug/l	---	ND	1.0	ug/l	---	ND	1.0	ug/l	---
Chloroform	67-66-3	ND	1.0	ug/l	---	ND	1.0	ug/l	---	ND	1.0	ug/l	---	ND	1.0	ug/l	---	ND	1.0	ug/l	---	ND	1.0	ug/l	---
Chloromethane	74-87-3	ND	1.0	ug/l	---	ND	1.0	ug/l	---	ND	1.0	ug/l	---	ND	1.0	ug/l	---	ND	1.0	ug/l	---	ND	1.0	ug/l	---
cis-1,2-Dichloroethene	156-59-2	ND	1.0	ug/l	---	ND	1.0	ug/l	---	ND	1.0	ug/l	---	ND	1.0	ug/l	---	ND	1.0	ug/l	---	ND	1.0	ug/l	---
cis-1,3-Dichloropropene	10061-01-5	ND	1.0	ug/l	---	ND	1.0	ug/l	---	ND	1.0	ug/l	---	ND	1.0	ug/l	---	ND	1.0	ug/l	---	ND	1.0	ug/l	---
Cyclohexane	110-82-7	ND	1.0	ug/l	---	ND	1.0	ug/l	---	ND	1.0	ug/l	---	ND	1.0	ug/l	---	ND	1.0	ug/l	---	ND	1.0	ug/l	---
Dichlorobromomethane	75-27-4	ND	1.0	ug/l	---	ND	1.0	ug/l	---	ND	1.0	ug/l	---	ND	1.0	ug/l	---	ND	1.0	ug/l	---	ND	1.0	ug/l	---
Dichlorodifluoromethane	75-71-8	ND	1.0	ug/l	---	ND	1.0	ug/l	---	ND	1.0	ug/l	---	ND	1.0	ug/l	---	ND	1.0	ug/l	---	ND	1.0	ug/l	---
Ethylbenzene	100-41-4	ND	1.0	ug/l	---	ND	1.0	ug/l	---	ND	1.0	ug/l	---	ND	1.0	ug/l	---	ND	1.0	ug/l	---	ND	1.0	ug/l	---
Isopropylbenzene	98-82-8	ND	1.0	ug/l	---	ND	1.0	ug/l	---	ND	1.0	ug/l	---	ND	1.0	ug/l	---	ND	1.0	ug/l	---	ND	1.0	ug/l	---
Methyl acetate	79-20-9	ND	5.0	ug/l	---	ND	5.0	ug/l	---	ND	5.0	ug/l	---	ND	5.0	ug/l	---	ND	5.0	ug/l	---	ND	5.0	ug/l	---
Methyl tert-butyl ether	1634-04-4	ND	1.0	ug/l	---	ND	1.0	ug/l	---	ND	1.0	ug/l	---	ND	1.0	ug/l	---	ND	1.0	ug/l	---	ND	1.0	ug/l	---
Methylcyclohexane	108-87-2	ND	1.0	ug/l	---	ND	1.0	ug/l	---	ND	1.0	ug/l	---	ND	1.0	ug/l	---	ND	1.0	ug/l	---	ND	1.0	ug/l	---
Methylene Chloride	75-09-2	ND	1.0	ug/l	---	ND	1.0	ug/l	---	ND	1.0	ug/l	---	ND	1.0	ug/l	---	ND	1.0	ug/l	---	ND	1.0	ug/l	---
Styrene	100-42-5	ND	1.0	ug/l	---	ND	1.0	ug/l	---	ND	1.0	ug/l	---	ND	1.0	ug/l	---	ND	1.0	ug/l	---	ND	1.0	ug/l	---
Tetrachloroethene	127-18-4	ND	1.0	ug/l	---	ND	1.0	ug/l	---	ND	1.0	ug/l	---	ND	1.0	ug/l	---	ND	1.0	ug/l	---	ND	1.0	ug/l	---
Toluene	108-88-3	ND	1.0	ug/l	---	ND	1.0	ug/l	---	1.0	1.0	ug/l	---	1.0	1.0	ug/l	---	0.87	1.0	ug/l	J	ND	1.0	ug/l	---
trans-1,2-Dichloroethene	156-60-5	ND	1.0	ug/l	---	ND	1.0	ug/l	---	ND	1.0	ug/l	---	ND	1.0	ug/l	---	ND	1.0	ug/l	---	ND	1.0	ug/l	---
trans-1,3-Dichloropropene	10061-02-6	ND	1.0	ug/l	---	ND	1.0	ug/l	---	ND	1.0	ug/l	---	ND	1.0	ug/l	---	ND	1.0	ug/l	---	ND	1.0	ug/l	---
Trichloroethene	79-01-6	ND	1.0	ug/l	---	ND	1.0	ug/l	---	ND	1.0	ug/l	---	ND	1.0	ug/l	---	ND	1.0	ug/l	---	ND	1.0	ug/l	---
Trichlorofluoromethane	75-69-4	ND	1.0	ug/l	---	ND	1.0	ug/l	---	ND	1.0	ug/l	---	ND	1.0	ug/l	---	ND	1.0	ug/l	---	ND	1.0	ug/l	---
Vinyl chloride	75-01-4	ND	1.0	ug/l	---	ND	1.0	ug/l	---	ND	1.0	ug/l	---	ND	1.0	ug/l	---	0.53	1.0	ug/l	J	ND	1.0	ug/l	---
Xylenes, Total	1330-20-7	ND	2.0	ug/l	---	ND	2.0	ug/l	---	ND	2.0	ug/l	---	ND	2.0	ug/l	---	ND	2.0	ug/l	---	ND	2.0	ug/l	---
OSW-8260DSIM																										
1,2,3-Trichloropropane	96-18-4	ND	0.030	ug/l	---	ND	0.030	ug/l	---	ND	0.030	ug/l	---	ND	0.030	ug/l	---	ND	0.030	ug/l	---	ND	0.030	ug/l	---
1,2-Dibromo-3-Chloropropane	96-12-8	ND	0.020	ug/l	---	ND	0.020	ug/l	---	ND	0.020	ug/l	---	ND	0.020	ug/l	---	ND	0.020	ug/l	---	ND	0.020	ug/l	---
1,4-Dioxane	123-91-1	ND	0.40	ug/l	---	ND	0.40	ug/l	---	0.81	0.40	ug/l	---	0.89	0.40	ug/l	---	1.2	0.40	ug/l	---	ND	0.40	ug/l	---
Ethylene Dibromide	106-93-4	ND	0.020	ug/l	---	ND	0.020	ug/l	---	ND	0.020	ug/l	---	ND	0.020	ug/l	---	ND	0.020	ug/l	---	ND	0.020	ug/l	---
GC/MS SVOC																										
OSW-8270E																										
1,4-Dioxane	123-91-1	ND	0.20	ug/l	---	ND	0.20	ug/l	---	0.55	0.20	ug/l	---	0.51	0.20	ug/l	---	0.31	0.20	ug/l	---	ND	0.20	ug/l	---
Metals																										
OSW-6020B																										
Arsenic	7440-38-2	ND	2.0	ug/l	---	2.3	2.0	ug/l	---	2.8	2.0	ug/l	---	2.2	2.0	ug/l	---	9.7	2.0	ug/l	---	ND	2.0	ug/l	---
Arsenic - Dissolved	7440-38-2	ND	2.0	ug/l	---	1.6	2.0	ug/l	J	3.1	2.0	ug/l	---	3.5	2.0	ug/l	---	9.2	2.0	ug/l	---	ND	2.0	ug/l	---
Lead	7439-92-1	0.51	1.2	ug/l	J	ND	1.2	ug/l	---	ND	1.2	ug/l	---	ND	1.2	ug/l	---	0.61	1.2	ug/l	J	ND	1.2	ug/l	---
Lead - Dissolved	7439-92-1	ND	1.2	ug/l	---	ND	1.2	ug/l	---	ND	1.2	ug/l	---	ND	1.2	ug/l	---	ND	1.2	ug/l	---	ND	1.2	ug/l	---

DATA VERIFICATION REPORT

March 12, 2024

Tim Roeper
Tetratech
100 Crystal Run Road
Suite 100
Middletown, NY 10944

CADENA project ID: E203361
Project: Ford Ringwood Mines Project
Project number:
Event Specific Scope of Work References: Sample COC
Laboratory: Eurofins Environment Testing LLC - Edison
Laboratory submittal: 298890-1
Sample date: 2024-02-22
Report received by CADENA: 2024-03-12
Initial Data Verification completed by CADENA: 2024-03-12
Number of Samples:9
Sample Matrices: Water and field blank
Test Categories: GCMS VOC, GCMS SVOC and Metals
Please see attached criteria report or sample result/qualified analytical result summary for qualifier flags assigned to sample data.

The following minor QC exceptions or missing information were noted:

FBK - FIELD BLANKS had detections BELOW the Reporting Limit (RL) for these analytes. The listed client sample results had concentrations LESS than 5X the blank levels so client sample results reported below the RL are considered non-detect at the RL and qualified with UB flags and results greater than the RL are non-detect at the sample concentration reported and qualified with B flags : TOTAL LEAD - UB flags - samples -03, -05, -07. NOTE: chloromethane detection did not result in qualification for field sample data since associated results were all non-detect.

SPV/HTQ - GCMS VOC preservation was outside of referenced criteria (pH greater than 2) for the following client water matrix samples. VOC GCMS analyses for these samples were NOT analyzed within the holding time for unpreserved GCMS VOC water samples (7 days) so the following sample GCMS VOC results should all be considered estimated and qualified with J flags if detected and UJ flags if non-detect: GCMS VOC sample -04 - UJ flags - all results.

LCS recoveries were outliers biased HIGH for these tests and analytes (or one LCS and the associated LCS/LCSD RPD). All associated client sample results were non-detect for these analytes so were not affected by the high bias and qualification was not required: GCMS VOC QC batch 962148 - 1,2,3-trichlorobenzene.

MS or MSD recoveries but not both or RPD only were outliers for the following analytes so results for the client sample spiked were not qualified based on these QC outliers alone: GCMS VOC sample -06 - RPD outlier only - 1,2,3-trichlorobenzene, bromomethane.

MS and MSD recovery outliers or one recovery and the MS/MSD RPD were outliers with the recovery biased HIGH for these analytes. Client sample results spiked as noted below were non-detect so qualification was not required based on these high bias QC outliers: GCMS-SIM VOC sample -06 - ethylene dibromide and 1,2,3-trichloropropane.

GCMS VOC CCV STANDARD response outliers as noted in the laboratory submittal case narrative were not used to qualify client sample results as part of this level 2 data package verification review.

Sample receipt note: per laboratory submittal case narrative the dissolved metals field samples were filtered at the lab instead of in the field. Qualifications were not applied based on this sample receipt observation alone.

Sample/MS/MSD Surrogate Recovery, Blank/LCS Surrogate Recovery, LCS/LCD Recovery, LCS/LCD RPD, MS/MSD Recovery, MS/MSD RPD, Blank Contamination and Hold Time Exception were reviewed as part of our verification.

Data verification for the report specified above was completed using the Ford Motor Company Environmental Laboratory Technical Specification, the CADENA Standard Operating Procedure for the Verification of Environmental Analytical Data and the associated analytical methods as references for evaluating the batch QC, sample data and report content. The EPA National Functional Guidelines for validating organic and inorganic data were used as guidance when addressing out of control QC results and the associated data qualifiers.

Analytical results reported between RDL and MDL are flagged 'J' and considered estimated values.

Qualifiers added during verification have been added to the electronic data which is available for download from the CADENA CLMS. Refer to the attached table of analytical results that have been qualified during verification.

The definitions of the qualifiers used for this data package are defined in the analytical report. CADENA valid qualifiers are defined in the table below. To view and download a PDF copy of the laboratory analytical report access the CADENA CLMS at http://clms.cadenaco.com/index.cfm.

Please contact me if you have any questions.

Sincerely,

Jim Tomalia

Project Scientist

CADENA Inc, 1099 Highland Drive, Suite E, Ann Arbor, MI 48108 517-819-0356

CADENA Valid Qualifiers

Valid Qualifiers	Description
<	Less than the reported concentration.
>	Greater than the reported concentration.
B	The analyte / compound was detected in the associated blank. For Organic methods the sample concentration was greater than the RDL and less than 5x (or 10x for common lab contaminates) the blank concentration and is considered non-detect at the reported concentration. For Inorganic methods the sample concentration was greater than the RDL and less than 10x the blank concentration and is considered non-detect at the reported concentration.
E	The analyte / Compound reported exceeds the calibration range and is considered estimated.
EMPC	Estimated Minimum Potential Contamination - Dioxin/Furan analyses only.
J	Indicates an estimated value. This flag is used either when estimating a concentration for a tentatively identified compound or when the data indicates the presence of an analyte / compound but the result is less than the sample Quantitation limit, but greater than zero. The flag is also used in data validation to indicate a reported value should be considered estimated due to associated quality assurance deficiencies.
J-	The result is an estimated quantity, but the result may be biased low.
JB	NON-DETECT AT THE CONCENTRATION REPORTED AND ESTIMATED
JH	The sample result is considered estimated and is potentially biased high.
JL	The sample result is considered estimated and is potentially biased low.
JUB	NON-DETECT AT THE REPORTING LIMIT AND ESTIMATED
NJ	Tentatively identified compound with approximated concentration.
R	Indicates the value is considered to be unusable. (Note: The analyte / compound may or may not be present.)
TNTC	Too Numerous to Count - Asbestos and Microbiological Results.
U	Indicates that the analyte / compound was analyzed for, but not detected.
UB	The analyte / compound was detected in the associated blank. For Organic methods the sample concentration was less than the RDL and less than 5x (or 10x for common lab contaminates) the blank concentration and is considered non-detect at the RDL. For Inorganic methods the sample concentration was less than the RDL and less than 10x the blank concentration and is considered non-detect at the RDL.
UJ	The analyte / compound was not detected above the reported sample Quantitation limit. However, the Quantitation limit is considered to be approximate due to associated quality assurance results and may or may not represent the actual limit of Quantitation to accurately and precisely report the analyte in the sample.

SAMPLING AND ANALYSIS SUMMARY

CADENA Project ID: E203361

Laboratory: Eurofins Environment Testing LLC-Edison
Laboratory Submittal: 298890-1

Lab Sample ID	Sample ID	Collection Date (mm/yy/dd)	Collection Time (hh:mm:ss)	GCMS VOC	GCMS VOC SIM	GCMS SVOC 2018	METALS BY ICPMS(D)	METALS BY ICPMS
46029889010	FB-02-022224	2/22/2024	3:00:00	X	X	X	X	X
4602988902	OB-10-022224	2/22/2024	12:15:00	X	X	X	X	X
4602988903	OB-29-022224	2/22/2024	2:05:00	X	X	X	X	X
4602988904	OB-32-022224	2/22/2024	2:10:00	X	X	X	X	X
4602988905	OB-20B-022224	2/22/2024	1:10:00	X	X	X	X	X
4602988906	OB-31-022224	2/22/2024	11:50:00	X	X	X	X	X
4602988907	OB-19-022224	2/22/2024	10:35:00	X	X	X	X	X
4602988908	DUP-02-022224	2/22/2024	12:00:00	X	X	X	X	X
4602988909	RW-5-022224	2/22/2024	9:25:00	X	X	X	X	X

Qualified Results Summary

CADENA Project ID: E203361
Laboratory: Eurofins Environment Testing LLC - Edison
Laboratory Submittal: 298890-1

		Sample Name:	OB-29-022224				OB-32-022224				OB-20B-022224				OB-19-022224				
		Lab Sample ID:	4602988903				4602988904				4602988905				4602988907				
		Sample Date:	2/22/2024				2/22/2024				2/22/2024				2/22/2024				
Analyte	**Cas No.**	**Result**	**Report Limit**	**Units**	**Valid Qualifier**	**Result**	**Report Limit**	**Units**	**Valid Qualifier**	**Result**	**Report Limit**	**Units**	**Valid Qualifier**	**Result**	**Report Limit**	**Units**	**Valid Qualifier**
GC/MS VOC																	
OSW-8260D																	
1,1,1-Trichloroethane	71-55-6					ND	1.0	ug/l	UJ								
1,1,2,2-Tetrachloroethane	79-34-5					ND	1.0	ug/l	UJ								
1,1,2-Trichloro-1,2,2-trifluoroethane	76-13-1					ND	1.0	ug/l	UJ								
1,1,2-Trichloroethane	79-00-5					ND	1.0	ug/l	UJ								
1,1-Dichloroethane	75-34-3					ND	1.0	ug/l	UJ								
1,1-Dichloroethene	75-35-4					ND	1.0	ug/l	UJ								
1,2,3-Trichlorobenzene	87-61-6					ND	1.0	ug/l	UJ								
1,2,4-Trichlorobenzene	120-82-1					ND	1.0	ug/l	UJ								
1,2-Dichlorobenzene	95-50-1					ND	1.0	ug/l	UJ								
1,2-Dichloroethane	107-06-2					ND	1.0	ug/l	UJ								
1,2-Dichloropropane	78-87-5					ND	1.0	ug/l	UJ								
1,3-Dichlorobenzene	541-73-1					ND	1.0	ug/l	UJ								
1,4-Dichlorobenzene	106-46-7					ND	1.0	ug/l	UJ								
2-Butanone (MEK)	78-93-3					ND	5.0	ug/l	UJ								
2-Hexanone	591-78-6					ND	5.0	ug/l	UJ								
4-Methyl-2-pentanone (MIBK)	108-10-1					ND	5.0	ug/l	UJ								
Acetone	67-64-1					ND	5.0	ug/l	UJ								
Benzene	71-43-2					ND	1.0	ug/l	UJ								
Bromoform	75-25-2					ND	1.0	ug/l	UJ								
Bromomethane	74-83-9					ND	1.0	ug/l	UJ								
Carbon disulfide	75-15-0					ND	1.0	ug/l	UJ								
Carbon tetrachloride	56-23-5					ND	1.0	ug/l	UJ								
Chlorobenzene	108-90-7					ND	1.0	ug/l	UJ								
Chlorobromomethane	74-97-5					ND	1.0	ug/l	UJ								
Chlorodibromomethane	124-48-1					ND	1.0	ug/l	UJ								
Chloroethane	75-00-3					ND	1.0	ug/l	UJ								
Chloroform	67-66-3					ND	1.0	ug/l	UJ								
Chloromethane	74-87-3					ND	1.0	ug/l	UJ								
cis-1,2-Dichloroethene	156-59-2					ND	1.0	ug/l	UJ								
cis-1,3-Dichloropropene	10061-01-5					ND	1.0	ug/l	UJ								
Cyclohexane	110-82-7					ND	1.0	ug/l	UJ								
Dichlorobromomethane	75-27-4					ND	1.0	ug/l	UJ								
Dichlorodifluoromethane	75-71-8					ND	1.0	ug/l	UJ								
Ethylbenzene	100-41-4					ND	1.0	ug/l	UJ								
Isopropylbenzene	98-82-8					ND	1.0	ug/l	UJ								
Methyl acetate	79-20-9					ND	5.0	ug/l	UJ								
Methyl tert-butyl ether	1634-04-4					ND	1.0	ug/l	UJ								
Methylcyclohexane	108-87-2					ND	1.0	ug/l	UJ								
Methylene Chloride	75-09-2					ND	1.0	ug/l	UJ								
Styrene	100-42-5					ND	1.0	ug/l	UJ								
Tetrachloroethene	127-18-4					ND	1.0	ug/l	UJ								
Toluene	108-88-3					ND	1.0	ug/l	UJ								
trans-1,2-Dichloroethene	156-60-5					ND	1.0	ug/l	UJ								
trans-1,3-Dichloropropene	10061-02-6					ND	1.0	ug/l	UJ								
Trichloroethene	79-01-6					ND	1.0	ug/l	UJ								
Trichlorofluoromethane	75-69-4					ND	1.0	ug/l	UJ								
Vinyl chloride	75-01-4					ND	1.0	ug/l	UJ								
Xylenes, Total	1330-20-7					ND	2.0	ug/l	UJ								
Metals																	
OSW-6020B																	
Lead	7439-92-1	0.43	1.2	ug/l	UB					0.93	1.2	ug/l	UB	0.44	1.2	ug/l	UB

Analytical Results Summary

CADENA Project ID: E203361
Laboratory: Eurofins Environment Testing LLC - Edison
Laboratory Submittal: 298890-1

		Sample Name:	FB-02-022224				OB-10-022224				OB-29-022224				OB-32-022224			
		Lab Sample ID:	46029889010				4602988902				4602988903				4602988904			
		Sample Date:	2/22/2024				2/22/2024				2/22/2024				2/22/2024			
Analyte	**Cas No.**	**Result**	**Report Limit**	**Units**	**Valid Qualifier**	**Result**	**Report Limit**	**Units**	**Valid Qualifier**	**Result**	**Report Limit**	**Units**	**Valid Qualifier**	**Result**	**Report Limit**	**Units**	**Valid Qualifier**
GC/MS VOC																	
OSW-8260D																	
1,1,1-Trichloroethane	71-55-6	ND	1.0	ug/l	---	ND	1.0	ug/l	---	ND	1.0	ug/l	---	ND	1.0	ug/l	UJ
1,1,2,2-Tetrachloroethane	79-34-5	ND	1.0	ug/l	---	ND	1.0	ug/l	---	ND	1.0	ug/l	---	ND	1.0	ug/l	UJ
1,1,2-Trichloro-1,2,2-trifluoroethane	76-13-1	ND	1.0	ug/l	---	ND	1.0	ug/l	---	ND	1.0	ug/l	---	ND	1.0	ug/l	UJ
1,1,2-Trichloroethane	79-00-5	ND	1.0	ug/l	---	ND	1.0	ug/l	---	ND	1.0	ug/l	---	ND	1.0	ug/l	UJ
1,1-Dichloroethane	75-34-3	ND	1.0	ug/l	---	ND	1.0	ug/l	---	ND	1.0	ug/l	---	ND	1.0	ug/l	UJ
1,1-Dichloroethene	75-35-4	ND	1.0	ug/l	---	ND	1.0	ug/l	---	ND	1.0	ug/l	---	ND	1.0	ug/l	UJ
1,2,3-Trichlorobenzene	87-61-6	ND	1.0	ug/l	---	ND	1.0	ug/l	---	ND	1.0	ug/l	---	ND	1.0	ug/l	UJ
1,2,4-Trichlorobenzene	120-82-1	ND	1.0	ug/l	---	ND	1.0	ug/l	---	ND	1.0	ug/l	---	ND	1.0	ug/l	UJ
1,2-Dichlorobenzene	95-50-1	ND	1.0	ug/l	---	ND	1.0	ug/l	---	ND	1.0	ug/l	---	ND	1.0	ug/l	UJ
1,2-Dichloroethane	107-06-2	ND	1.0	ug/l	---	ND	1.0	ug/l	---	ND	1.0	ug/l	---	ND	1.0	ug/l	UJ
1,2-Dichloropropane	78-87-5	ND	1.0	ug/l	---	ND	1.0	ug/l	---	ND	1.0	ug/l	---	ND	1.0	ug/l	UJ
1,3-Dichlorobenzene	541-73-1	ND	1.0	ug/l	---	ND	1.0	ug/l	---	ND	1.0	ug/l	---	ND	1.0	ug/l	UJ
1,4-Dichlorobenzene	106-46-7	ND	1.0	ug/l	---	ND	1.0	ug/l	---	ND	1.0	ug/l	---	ND	1.0	ug/l	UJ
2-Butanone (MEK)	78-93-3	ND	5.0	ug/l	---	ND	5.0	ug/l	---	ND	5.0	ug/l	---	ND	5.0	ug/l	UJ
2-Hexanone	591-78-6	ND	5.0	ug/l	---	ND	5.0	ug/l	---	ND	5.0	ug/l	---	ND	5.0	ug/l	UJ
4-Methyl-2-pentanone (MIBK)	108-10-1	ND	5.0	ug/l	---	ND	5.0	ug/l	---	ND	5.0	ug/l	---	ND	5.0	ug/l	UJ
Acetone	67-64-1	ND	5.0	ug/l	---	ND	5.0	ug/l	---	ND	5.0	ug/l	---	ND	5.0	ug/l	UJ
Benzene	71-43-2	ND	1.0	ug/l	---	ND	1.0	ug/l	---	ND	1.0	ug/l	---	ND	1.0	ug/l	UJ
Bromoform	75-25-2	ND	1.0	ug/l	---	ND	1.0	ug/l	---	ND	1.0	ug/l	---	ND	1.0	ug/l	UJ
Bromomethane	74-83-9	ND	1.0	ug/l	---	ND	1.0	ug/l	---	ND	1.0	ug/l	---	ND	1.0	ug/l	UJ
Carbon disulfide	75-15-0	ND	1.0	ug/l	---	ND	1.0	ug/l	---	ND	1.0	ug/l	---	ND	1.0	ug/l	UJ
Carbon tetrachloride	56-23-5	ND	1.0	ug/l	---	ND	1.0	ug/l	---	ND	1.0	ug/l	---	ND	1.0	ug/l	UJ
Chlorobenzene	108-90-7	ND	1.0	ug/l	---	ND	1.0	ug/l	---	ND	1.0	ug/l	---	ND	1.0	ug/l	UJ
Chlorobromomethane	74-97-5	ND	1.0	ug/l	---	ND	1.0	ug/l	---	ND	1.0	ug/l	---	ND	1.0	ug/l	UJ
Chlorodibromomethane	124-48-1	ND	1.0	ug/l	---	ND	1.0	ug/l	---	ND	1.0	ug/l	---	ND	1.0	ug/l	UJ
Chloroethane	75-00-3	ND	1.0	ug/l	---	ND	1.0	ug/l	---	ND	1.0	ug/l	---	ND	1.0	ug/l	UJ
Chloroform	67-66-3	ND	1.0	ug/l	---	ND	1.0	ug/l	---	ND	1.0	ug/l	---	ND	1.0	ug/l	UJ
Chloromethane	74-87-3	0.43	1.0	ug/l	J	ND	1.0	ug/l	---	ND	1.0	ug/l	---	ND	1.0	ug/l	UJ
cis-1,2-Dichloroethene	156-59-2	ND	1.0	ug/l	---	ND	1.0	ug/l	---	ND	1.0	ug/l	---	ND	1.0	ug/l	UJ
cis-1,3-Dichloropropene	10061-01-5	ND	1.0	ug/l	---	ND	1.0	ug/l	---	ND	1.0	ug/l	---	ND	1.0	ug/l	UJ
Cyclohexane	110-82-7	ND	1.0	ug/l	---	ND	1.0	ug/l	---	ND	1.0	ug/l	---	ND	1.0	ug/l	UJ
Dichlorobromomethane	75-27-4	ND	1.0	ug/l	---	ND	1.0	ug/l	---	ND	1.0	ug/l	---	ND	1.0	ug/l	UJ
Dichlorodifluoromethane	75-71-8	ND	1.0	ug/l	---	ND	1.0	ug/l	---	ND	1.0	ug/l	---	ND	1.0	ug/l	UJ
Ethylbenzene	100-41-4	ND	1.0	ug/l	---	ND	1.0	ug/l	---	ND	1.0	ug/l	---	ND	1.0	ug/l	UJ
Isopropylbenzene	98-82-8	ND	1.0	ug/l	---	ND	1.0	ug/l	---	ND	1.0	ug/l	---	ND	1.0	ug/l	UJ
Methyl acetate	79-20-9	ND	5.0	ug/l	---	ND	5.0	ug/l	---	ND	5.0	ug/l	---	ND	5.0	ug/l	UJ
Methyl tert-butyl ether	1634-04-4	ND	1.0	ug/l	---	ND	1.0	ug/l	---	ND	1.0	ug/l	---	ND	1.0	ug/l	UJ
Methylcyclohexane	108-87-2	ND	1.0	ug/l	---	ND	1.0	ug/l	---	ND	1.0	ug/l	---	ND	1.0	ug/l	UJ
Methylene Chloride	75-09-2	ND	1.0	ug/l	---	ND	1.0	ug/l	---	ND	1.0	ug/l	---	ND	1.0	ug/l	UJ
Styrene	100-42-5	ND	1.0	ug/l	---	ND	1.0	ug/l	---	ND	1.0	ug/l	---	ND	1.0	ug/l	UJ
Tetrachloroethene	127-18-4	ND	1.0	ug/l	---	ND	1.0	ug/l	---	ND	1.0	ug/l	---	ND	1.0	ug/l	UJ
Toluene	108-88-3	ND	1.0	ug/l	---	ND	1.0	ug/l	---	ND	1.0	ug/l	---	ND	1.0	ug/l	UJ
trans-1,2-Dichloroethene	156-60-5	ND	1.0	ug/l	---	ND	1.0	ug/l	---	ND	1.0	ug/l	---	ND	1.0	ug/l	UJ
trans-1,3-Dichloropropene	10061-02-6	ND	1.0	ug/l	---	ND	1.0	ug/l	---	ND	1.0	ug/l	---	ND	1.0	ug/l	UJ
Trichloroethene	79-01-6	ND	1.0	ug/l	---	ND	1.0	ug/l	---	ND	1.0	ug/l	---	ND	1.0	ug/l	UJ
Trichlorofluoromethane	75-69-4	ND	1.0	ug/l	---	ND	1.0	ug/l	---	ND	1.0	ug/l	---	ND	1.0	ug/l	UJ
Vinyl chloride	75-01-4	ND	1.0	ug/l	---	ND	1.0	ug/l	---	ND	1.0	ug/l	---	ND	1.0	ug/l	UJ
Xylenes, Total	1330-20-7	ND	2.0	ug/l	---	ND	2.0	ug/l	---	ND	2.0	ug/l	---	ND	2.0	ug/l	UJ
OSW-8260DSIM																	
1,2,3-Trichloropropane	96-18-4	ND	0.030	ug/l	---	ND	0.030	ug/l	---	ND	0.030	ug/l	---	ND	0.030	ug/l	---
1,2-Dibromo-3-Chloropropane	96-12-8	ND	0.020	ug/l	---	ND	0.020	ug/l	---	ND	0.020	ug/l	---	ND	0.020	ug/l	---
1,4-Dioxane	123-91-1	ND	0.40	ug/l	---	ND	0.40	ug/l	---	ND	0.40	ug/l	---	ND	0.40	ug/l	---
Ethylene Dibromide	106-93-4	ND	0.020	ug/l	---	ND	0.020	ug/l	---	ND	0.020	ug/l	---	ND	0.020	ug/l	---
GC/MS SVOC																	
OSW-8270E																	
1,4-Dioxane	123-91-1	ND	0.20	ug/l	---	ND	0.20	ug/l	---	ND	0.20	ug/l	---	ND	0.20	ug/l	---
Metals																	
OSW-6020B																	
Arsenic	7440-38-2	ND	2.0	ug/l	---	ND	2.0	ug/l	---	ND	2.0	ug/l	---	15.4	2.0	ug/l	---
Arsenic - Dissolved	7440-38-2	ND	2.0	ug/l	---	ND	2.0	ug/l	---	ND	2.0	ug/l	---	1.3	2.0	ug/l	J
Lead	7439-92-1	0.46	1.2	ug/l	J	ND	1.2	ug/l	---	0.43	1.2	ug/l	UB	ND	1.2	ug/l	---
Lead - Dissolved	7439-92-1	ND	1.2	ug/l	---	ND	1.2	ug/l	---	ND	1.2	ug/l	---	ND	1.2	ug/l	---

Analytical Results Summary

CADENA Project ID: E203361
Laboratory: Eurofins Environment Testing LLC - Edison
Laboratory Submittal: 298890-1

		Sample Name:	OB-20B-022224				OB-31-022224				OB-19-022224				DUP-02-022224			
		Lab Sample ID:	4602988905				4602988906				4602988907				4602988908			
		Sample Date:	2/22/2024				2/22/2024				2/22/2024				2/22/2024			
Analyte	**Cas No.**	**Result**	**Report Limit**	**Units**	**Valid Qualifier**	**Result**	**Report Limit**	**Units**	**Valid Qualifier**	**Result**	**Report Limit**	**Units**	**Valid Qualifier**	**Result**	**Report Limit**	**Units**	**Valid Qualifier**
GC/MS VOC																	
OSW-8260D																	
1,1,1-Trichloroethane	71-55-6	ND	1.0	ug/l	---	ND	1.0	ug/l	---	ND	1.0	ug/l	---	ND	1.0	ug/l	---
1,1,2,2-Tetrachloroethane	79-34-5	ND	1.0	ug/l	---	ND	1.0	ug/l	---	ND	1.0	ug/l	---	ND	1.0	ug/l	---
1,1,2-Trichloro-1,2,2-trifluoroethane	76-13-1	ND	1.0	ug/l	---	ND	1.0	ug/l	---	ND	1.0	ug/l	---	ND	1.0	ug/l	---
1,1,2-Trichloroethane	79-00-5	ND	1.0	ug/l	---	ND	1.0	ug/l	---	ND	1.0	ug/l	---	ND	1.0	ug/l	---
1,1-Dichloroethane	75-34-3	ND	1.0	ug/l	---	ND	1.0	ug/l	---	ND	1.0	ug/l	---	ND	1.0	ug/l	---
1,1-Dichloroethene	75-35-4	ND	1.0	ug/l	---	ND	1.0	ug/l	---	ND	1.0	ug/l	---	ND	1.0	ug/l	---
1,2,3-Trichlorobenzene	87-61-6	ND	1.0	ug/l	---	ND	1.0	ug/l	---	ND	1.0	ug/l	---	ND	1.0	ug/l	---
1,2,4-Trichlorobenzene	120-82-1	ND	1.0	ug/l	---	ND	1.0	ug/l	---	ND	1.0	ug/l	---	ND	1.0	ug/l	---
1,2-Dichlorobenzene	95-50-1	ND	1.0	ug/l	---	ND	1.0	ug/l	---	ND	1.0	ug/l	---	ND	1.0	ug/l	---
1,2-Dichloroethane	107-06-2	ND	1.0	ug/l	---	ND	1.0	ug/l	---	ND	1.0	ug/l	---	ND	1.0	ug/l	---
1,2-Dichloropropane	78-87-5	ND	1.0	ug/l	---	ND	1.0	ug/l	---	ND	1.0	ug/l	---	ND	1.0	ug/l	---
1,3-Dichlorobenzene	541-73-1	ND	1.0	ug/l	---	ND	1.0	ug/l	---	ND	1.0	ug/l	---	ND	1.0	ug/l	---
1,4-Dichlorobenzene	106-46-7	ND	1.0	ug/l	---	ND	1.0	ug/l	---	ND	1.0	ug/l	---	ND	1.0	ug/l	---
2-Butanone (MEK)	78-93-3	ND	5.0	ug/l	---	ND	5.0	ug/l	---	ND	5.0	ug/l	---	ND	5.0	ug/l	---
2-Hexanone	591-78-6	ND	5.0	ug/l	---	ND	5.0	ug/l	---	ND	5.0	ug/l	---	ND	5.0	ug/l	---
4-Methyl-2-pentanone (MIBK)	108-10-1	ND	5.0	ug/l	---	ND	5.0	ug/l	---	ND	5.0	ug/l	---	ND	5.0	ug/l	---
Acetone	67-64-1	ND	5.0	ug/l	---	ND	5.0	ug/l	---	ND	5.0	ug/l	---	ND	5.0	ug/l	---
Benzene	71-43-2	ND	1.0	ug/l	---	ND	1.0	ug/l	---	0.25	1.0	ug/l	J	0.28	1.0	ug/l	J
Bromoform	75-25-2	ND	1.0	ug/l	---	ND	1.0	ug/l	---	ND	1.0	ug/l	---	ND	1.0	ug/l	---
Bromomethane	74-83-9	ND	1.0	ug/l	---	ND	1.0	ug/l	---	ND	1.0	ug/l	---	ND	1.0	ug/l	---
Carbon disulfide	75-15-0	ND	1.0	ug/l	---	ND	1.0	ug/l	---	ND	1.0	ug/l	---	ND	1.0	ug/l	---
Carbon tetrachloride	56-23-5	ND	1.0	ug/l	---	ND	1.0	ug/l	---	ND	1.0	ug/l	---	ND	1.0	ug/l	---
Chlorobenzene	108-90-7	ND	1.0	ug/l	---	ND	1.0	ug/l	---	ND	1.0	ug/l	---	ND	1.0	ug/l	---
Chlorobromomethane	74-97-5	ND	1.0	ug/l	---	ND	1.0	ug/l	---	ND	1.0	ug/l	---	ND	1.0	ug/l	---
Chlorodibromomethane	124-48-1	ND	1.0	ug/l	---	ND	1.0	ug/l	---	ND	1.0	ug/l	---	ND	1.0	ug/l	---
Chloroethane	75-00-3	ND	1.0	ug/l	---	3.8	1.0	ug/l	---	0.74	1.0	ug/l	J	1.2	1.0	ug/l	---
Chloroform	67-66-3	ND	1.0	ug/l	---	ND	1.0	ug/l	---	ND	1.0	ug/l	---	ND	1.0	ug/l	---
Chloromethane	74-87-3	ND	1.0	ug/l	---	ND	1.0	ug/l	---	ND	1.0	ug/l	---	ND	1.0	ug/l	---
cis-1,2-Dichloroethene	156-59-2	ND	1.0	ug/l	---	ND	1.0	ug/l	---	ND	1.0	ug/l	---	ND	1.0	ug/l	---
cis-1,3-Dichloropropene	10061-01-5	ND	1.0	ug/l	---	ND	1.0	ug/l	---	ND	1.0	ug/l	---	ND	1.0	ug/l	---
Cyclohexane	110-82-7	0.40	1.0	ug/l	J	0.41	1.0	ug/l	J	0.46	1.0	ug/l	J	0.55	1.0	ug/l	J
Dichlorobromomethane	75-27-4	ND	1.0	ug/l	---	ND	1.0	ug/l	---	ND	1.0	ug/l	---	ND	1.0	ug/l	---
Dichlorodifluoromethane	75-71-8	ND	1.0	ug/l	---	ND	1.0	ug/l	---	ND	1.0	ug/l	---	ND	1.0	ug/l	---
Ethylbenzene	100-41-4	ND	1.0	ug/l	---	ND	1.0	ug/l	---	ND	1.0	ug/l	---	ND	1.0	ug/l	---
Isopropylbenzene	98-82-8	ND	1.0	ug/l	---	ND	1.0	ug/l	---	0.49	1.0	ug/l	J	0.51	1.0	ug/l	J
Methyl acetate	79-20-9	ND	5.0	ug/l	---	ND	5.0	ug/l	---	ND	5.0	ug/l	---	ND	5.0	ug/l	---
Methyl tert-butyl ether	1634-04-4	ND	1.0	ug/l	---	ND	1.0	ug/l	---	ND	1.0	ug/l	---	ND	1.0	ug/l	---
Methylcyclohexane	108-87-2	ND	1.0	ug/l	---	ND	1.0	ug/l	---	ND	1.0	ug/l	---	ND	1.0	ug/l	---
Methylene Chloride	75-09-2	ND	1.0	ug/l	---	ND	1.0	ug/l	---	ND	1.0	ug/l	---	ND	1.0	ug/l	---
Styrene	100-42-5	ND	1.0	ug/l	---	ND	1.0	ug/l	---	ND	1.0	ug/l	---	ND	1.0	ug/l	---
Tetrachloroethene	127-18-4	ND	1.0	ug/l	---	ND	1.0	ug/l	---	ND	1.0	ug/l	---	ND	1.0	ug/l	---
Toluene	108-88-3	ND	1.0	ug/l	---	ND	1.0	ug/l	---	ND	1.0	ug/l	---	ND	1.0	ug/l	---
trans-1,2-Dichloroethene	156-60-5	ND	1.0	ug/l	---	ND	1.0	ug/l	---	ND	1.0	ug/l	---	ND	1.0	ug/l	---
trans-1,3-Dichloropropene	10061-02-6	ND	1.0	ug/l	---	ND	1.0	ug/l	---	ND	1.0	ug/l	---	ND	1.0	ug/l	---
Trichloroethene	79-01-6	ND	1.0	ug/l	---	ND	1.0	ug/l	---	ND	1.0	ug/l	---	ND	1.0	ug/l	---
Trichlorofluoromethane	75-69-4	ND	1.0	ug/l	---	ND	1.0	ug/l	---	ND	1.0	ug/l	---	ND	1.0	ug/l	---
Vinyl chloride	75-01-4	ND	1.0	ug/l	---	ND	1.0	ug/l	---	ND	1.0	ug/l	---	ND	1.0	ug/l	---
Xylenes, Total	1330-20-7	ND	2.0	ug/l	---	ND	2.0	ug/l	---	ND	2.0	ug/l	---	ND	2.0	ug/l	---
OSW-8260DSIM																	
1,2,3-Trichloropropane	96-18-4	ND	0.030	ug/l	---	ND	0.030	ug/l	---	ND	0.030	ug/l	---	ND	0.030	ug/l	---
1,2-Dibromo-3-Chloropropane	96-12-8	ND	0.020	ug/l	---	ND	0.020	ug/l	---	ND	0.020	ug/l	---	ND	0.020	ug/l	---
1,4-Dioxane	123-91-1	ND	0.40	ug/l	---	1.9	0.40	ug/l	---	0.92	0.40	ug/l	---	1.1	0.40	ug/l	---
Ethylene Dibromide	106-93-4	ND	0.020	ug/l	---	ND	0.020	ug/l	---	ND	0.020	ug/l	---	ND	0.020	ug/l	---
GC/MS SVOC																	
OSW-8270E																	
1,4-Dioxane	123-91-1	ND	0.20	ug/l	---	0.83	0.20	ug/l	---	0.51	0.20	ug/l	---	0.53	0.20	ug/l	---
Metals																	
OSW-6020B																	
Arsenic	7440-38-2	1.2	2.0	ug/l	J	22.2	2.0	ug/l	---	1.4	2.0	ug/l	J	1.3	2.0	ug/l	J
Arsenic - Dissolved	7440-38-2	ND	2.0	ug/l	---	ND	2.0	ug/l	---	ND	2.0	ug/l	---	ND	2.0	ug/l	---
Lead	7439-92-1	0.93	1.2	ug/l	UB	ND	1.2	ug/l	---	0.44	1.2	ug/l	UB	ND	1.2	ug/l	---
Lead - Dissolved	7439-92-1	ND	1.2	ug/l	---	ND	1.2	ug/l	---	ND	1.2	ug/l	---	ND	1.2	ug/l	---

Analytical Results Summary

CADENA Project ID: E203361
Laboratory: Eurofins Environment Testing LLC - Edison
Laboratory Submittal: 298890-1

Sample Name: RW-5-022224
Lab Sample ID: 4602988909
Sample Date: 2/22/2024

Analyte	Cas No.	Result	Report Limit	Units	Valid Qualifier
GC/MS VOC					
OSW-8260D					
1,1,1-Trichloroethane	71-55-6	ND	1.0	ug/l	---
1,1,2,2-Tetrachloroethane	79-34-5	ND	1.0	ug/l	---
1,1,2-Trichloro-1,2,2-trifluoroethane	76-13-1	ND	1.0	ug/l	---
1,1,2-Trichloroethane	79-00-5	ND	1.0	ug/l	---
1,1-Dichloroethane	75-34-3	ND	1.0	ug/l	---
1,1-Dichloroethene	75-35-4	ND	1.0	ug/l	---
1,2,3-Trichlorobenzene	87-61-6	ND	1.0	ug/l	---
1,2,4-Trichlorobenzene	120-82-1	ND	1.0	ug/l	---
1,2-Dichlorobenzene	95-50-1	ND	1.0	ug/l	---
1,2-Dichloroethane	107-06-2	ND	1.0	ug/l	---
1,2-Dichloropropane	78-87-5	ND	1.0	ug/l	---
1,3-Dichlorobenzene	541-73-1	ND	1.0	ug/l	---
1,4-Dichlorobenzene	106-46-7	ND	1.0	ug/l	---
2-Butanone (MEK)	78-93-3	ND	5.0	ug/l	---
2-Hexanone	591-78-6	ND	5.0	ug/l	---
4-Methyl-2-pentanone (MIBK)	108-10-1	ND	5.0	ug/l	---
Acetone	67-64-1	ND	5.0	ug/l	---
Benzene	71-43-2	ND	1.0	ug/l	---
Bromoform	75-25-2	ND	1.0	ug/l	---
Bromomethane	74-83-9	ND	1.0	ug/l	---
Carbon disulfide	75-15-0	ND	1.0	ug/l	---
Carbon tetrachloride	56-23-5	ND	1.0	ug/l	---
Chlorobenzene	108-90-7	ND	1.0	ug/l	---
Chlorobromomethane	74-97-5	ND	1.0	ug/l	---
Chlorodibromomethane	124-48-1	ND	1.0	ug/l	---
Chloroethane	75-00-3	ND	1.0	ug/l	---
Chloroform	67-66-3	ND	1.0	ug/l	---
Chloromethane	74-87-3	ND	1.0	ug/l	---
cis-1,2-Dichloroethene	156-59-2	ND	1.0	ug/l	---
cis-1,3-Dichloropropene	10061-01-5	ND	1.0	ug/l	---
Cyclohexane	110-82-7	ND	1.0	ug/l	---
Dichlorobromomethane	75-27-4	ND	1.0	ug/l	---
Dichlorodifluoromethane	75-71-8	ND	1.0	ug/l	---
Ethylbenzene	100-41-4	ND	1.0	ug/l	---
Isopropylbenzene	98-82-8	ND	1.0	ug/l	---
Methyl acetate	79-20-9	ND	5.0	ug/l	---
Methyl tert-butyl ether	1634-04-4	ND	1.0	ug/l	---
Methylcyclohexane	108-87-2	ND	1.0	ug/l	---
Methylene Chloride	75-09-2	ND	1.0	ug/l	---
Styrene	100-42-5	ND	1.0	ug/l	---
Tetrachloroethene	127-18-4	ND	1.0	ug/l	---
Toluene	108-88-3	ND	1.0	ug/l	---
trans-1,2-Dichloroethene	156-60-5	ND	1.0	ug/l	---
trans-1,3-Dichloropropene	10061-02-6	ND	1.0	ug/l	---
Trichloroethene	79-01-6	ND	1.0	ug/l	---
Trichlorofluoromethane	75-69-4	ND	1.0	ug/l	---
Vinyl chloride	75-01-4	ND	1.0	ug/l	---
Xylenes, Total	1330-20-7	ND	2.0	ug/l	---
OSW-8260DSIM					
1,2,3-Trichloropropane	96-18-4	ND	0.030	ug/l	---
1,2-Dibromo-3-Chloropropane	96-12-8	ND	0.020	ug/l	---
1,4-Dioxane	123-91-1	4.9	0.40	ug/l	---
Ethylene Dibromide	106-93-4	ND	0.020	ug/l	---
GC/MS SVOC					
OSW-8270E					
1,4-Dioxane	123-91-1	0.57	0.20	ug/l	---
Metals					
OSW-6020B					
Arsenic	7440-38-2	7.4	2.0	ug/l	---
Arsenic - Dissolved	7440-38-2	6.0	2.0	ug/l	---
Lead	7439-92-1	4.7	1.2	ug/l	---
Lead - Dissolved	7439-92-1	ND	1.2	ug/l	---

DATA VERIFICATION REPORT

March 08, 2024

Tim Roeper
Tetratech
100 Crystal Run Road
Suite 100
Middletown, NY 10944

CADENA project ID: E203361
Project: Ford Ringwood Mines Project
Project number:
Event Specific Scope of Work References: Sample COC
Laboratory: Eurofins Environment Testing LLC - Edison
Laboratory submittal: 298900-1
Sample date: 2024-02-22
Report received by CADENA: 2024-03-08
Initial Data Verification completed by CADENA: 2024-03-08
Number of Samples:8
Sample Matrices: Water and trip blank
Test Categories: GCMS VOC, GCMS SVOC and Metals
Please see attached criteria report or sample result/qualified analytical result summary for qualifier flags assigned to sample data.

The following minor QC exceptions or missing information were noted:

LCS or LCSD recoveries but not both or LCS/LCSD RPD only were outliers so client sample results were not qualified based on these QC outliers alone: GCMS VOC QC batch 962194 - bromomethane.

GCMS VOC CCV STANDARD response outliers as noted in the laboratory submittal case narrative were not used to qualify client sample results as part of this level 2 data package verification review.

Sample receipt note: per laboratory submittal case narrative the dissolved metals field samples were filtered at the lab instead of in the field. Qualifications were not applied based on this sample receipt observation alone.

Sample/MS/MSD Surrogate Recovery, Blank/LCS Surrogate Recovery, LCS/LCD Recovery, LCS/LCD RPD, Blank Contamination and Hold Time Exception were reviewed as part of our verification.

Data verification for the report specified above was completed using the Ford Motor Company Environmental Laboratory Technical Specification, the CADENA Standard Operating Procedure for the Verification of Environmental Analytical Data and the associated analytical methods as references for evaluating the batch QC, sample data and report content. The EPA National Functional Guidelines for validating organic and inorganic data were used as guidance when addressing out of control QC results and the associated data qualifiers.

Analytical results reported between RDL and MDL are flagged 'J' and considered estimated values.

The definitions of the qualifiers used for this data package are defined in the analytical report. CADENA valid qualifiers are defined in the table below. To view and download a PDF copy of the laboratory analytical report access the CADENA CLMS at http://clms.cadenaco.com/index.cfm.

Please contact me if you have any questions.

Sincerely,

Jim Tomalia

Project Scientist

CADENA Inc, 1099 Highland Drive, Suite E, Ann Arbor, MI 48108 517-819-0356

CADENA Valid Qualifiers

Valid Qualifiers	Description
<	Less than the reported concentration.
>	Greater than the reported concentration.
B	The analyte / compound was detected in the associated blank. For Organic methods the sample concentration was greater than the RDL and less than 5x (or 10x for common lab contaminates) the blank concentration and is considered non-detect at the reported concentration. For Inorganic methods the sample concentration was greater than the RDL and less than 10x the blank concentration and is considered non-detect at the reported concentration.
E	The analyte / Compound reported exceeds the calibration range and is considered estimated.
EMPC	Estimated Minimum Potential Contamination - Dioxin/Furan analyses only.
J	Indicates an estimated value. This flag is used either when estimating a concentration for a tentatively identified compound or when the data indicates the presence of an analyte / compound but the result is less than the sample Quantitation limit, but greater than zero. The flag is also used in data validation to indicate a reported value should be considered estimated due to associated quality assurance deficiencies.
J-	The result is an estimated quantity, but the result may be biased low.
JB	NON-DETECT AT THE CONCENTRATION REPORTED AND ESTIMATED
JH	The sample result is considered estimated and is potentially biased high.
JL	The sample result is considered estimated and is potentially biased low.
JUB	NON-DETECT AT THE REPORTING LIMIT AND ESTIMATED
NJ	Tentatively identified compound with approximated concentration.
R	Indicates the value is considered to be unusable. (Note: The analyte / compound may or may not be present.)
TNTC	Too Numerous to Count - Asbestos and Microbiological Results.
U	Indicates that the analyte / compound was analyzed for, but not detected.
UB	The analyte / compound was detected in the associated blank. For Organic methods the sample concentration was less than the RDL and less than 5x (or 10x for common lab contaminates) the blank concentration and is considered non-detect at the RDL. For Inorganic methods the sample concentration was less than the RDL and less than 10x the blank concentration and is considered non-detect at the RDL.
UJ	The analyte / compound was not detected above the reported sample Quantitation limit. However, the Quantitation limit is considered to be approximate due to associated quality assurance results and may or may not represent the actual limit of Quantitation to accurately and precisely report the analyte in the sample.

SAMPLING AND ANALYSIS SUMMARY

CADENA Project ID: E203361
Laboratory: Eurofins Environment Testing LLC-Edison
Laboratory Submittal: 298900-1

Lab Sample ID	Sample ID	Collection Date (mm/yy/dd)	Collection Time (hh:mm:ss)	GCMS VOC	GCMS VOC SIM	GCMS SVOC 2018	METALS BY ICPMS(D)	METALS BY ICPMS	Comment
4602989001	RW-12S-(55-65)-022224	2/22/2024	10:00:00	X	X	X	X	X	
4602989002	RW-12D-(130-140)-022224	2/22/2024	10:30:00	X	X	X	X	X	
4602989003	RW-3DS-(155-160)-022224	2/22/2024	11:50:00	X	X	X	X	X	
4602989004	RW-3DD-(175-180)-022224	2/22/2024	12:15:00	X	X	X	X	X	
4602989005	RW-3-(77-87)-022224	2/22/2024	12:50:00	X	X	X	X	X	
4602989006	RW-11D-(262-267)-022224	2/22/2024	1:25:00	X	X	X	X	X	
4602989007	RW-11S-(236-241)-022224	2/22/2024	2:00:00	X	X	X	X	X	
4602989008	TB-03	2/22/2024	12:00:00	X	X				

Analytical Results Summary

CADENA Project ID: E203361
Laboratory: Eurofins Environment Testing LLC - Edison
Laboratory Submittal: 298900-1

	Sample Name:	RW-12S-(55-65)-022224				RW-12D-(130-140)-022224				RW-3DS-(155-160)-022224				RW-3DD-(175-180)-022224				RW-3-(77-87)-022224				RW-11D-(262-267)-022224				RW-11S-(236-241)-022224				TB-03			
	Lab Sample ID:	4602989001				4602989002				4602989003				4602989004				4602989005				4602989006				4602989007				4602989008			
	Sample Date:	2/22/2024				2/22/2024				2/22/2024				2/22/2024				2/22/2024				2/22/2024				2/22/2024				2/22/2024			
Analyte	**Cas No.**	**Result**	**Report Limit**	**Units**	**Valid Qualifier**	**Result**	**Report Limit**	**Units**	**Valid Qualifier**	**Result**	**Report Limit**	**Units**	**Valid Qualifier**	**Result**	**Report Limit**	**Units**	**Valid Qualifier**	**Result**	**Report Limit**	**Units**	**Valid Qualifier**	**Result**	**Report Limit**	**Units**	**Valid Qualifier**	**Result**	**Report Limit**	**Units**	**Valid Qualifier**	**Result**	**Report Limit**	**Units**	**Valid Qualifier**
GC/MS VOC																																	
OSW-8260D																																	
1,1,1-Trichloroethane	71-55-6	ND	1.0	ug/l	---	ND	1.0	ug/l	---	ND	1.0	ug/l	---	ND	1.0	ug/l	---	ND	1.0	ug/l	---	ND	1.0	ug/l	---	ND	1.0	ug/l	---	ND	1.0	ug/l	---
1,1,2,2-Tetrachloroethane	79-34-5	ND	1.0	ug/l	---	ND	1.0	ug/l	---	ND	1.0	ug/l	---	ND	1.0	ug/l	---	ND	1.0	ug/l	---	ND	1.0	ug/l	---	ND	1.0	ug/l	---	ND	1.0	ug/l	---
1,1,2-Trichloro-1,2,2-trifluoroethane	76-13-1	ND	1.0	ug/l	---	ND	1.0	ug/l	---	ND	1.0	ug/l	---	ND	1.0	ug/l	---	ND	1.0	ug/l	---	ND	1.0	ug/l	---	ND	1.0	ug/l	---	ND	1.0	ug/l	---
1,1,2-Trichloroethane	79-00-5	ND	1.0	ug/l	---	ND	1.0	ug/l	---	ND	1.0	ug/l	---	ND	1.0	ug/l	---	ND	1.0	ug/l	---	ND	1.0	ug/l	---	ND	1.0	ug/l	---	ND	1.0	ug/l	---
1,1-Dichloroethane	75-34-3	ND	1.0	ug/l	---	ND	1.0	ug/l	---	1.6	1.0	ug/l	---	0.89	1.0	ug/l	J	ND	1.0	ug/l	---	ND	1.0	ug/l	---	ND	1.0	ug/l	---	ND	1.0	ug/l	---
1,1-Dichloroethene	75-35-4	ND	1.0	ug/l	---	ND	1.0	ug/l	---	ND	1.0	ug/l	---	ND	1.0	ug/l	---	ND	1.0	ug/l	---	ND	1.0	ug/l	---	ND	1.0	ug/l	---	ND	1.0	ug/l	---
1,2,3-Trichlorobenzene	87-61-6	ND	1.0	ug/l	---	ND	1.0	ug/l	---	ND	1.0	ug/l	---	ND	1.0	ug/l	---	ND	1.0	ug/l	---	ND	1.0	ug/l	---	ND	1.0	ug/l	---	ND	1.0	ug/l	---
1,2,4-Trichlorobenzene	120-82-1	ND	1.0	ug/l	---	ND	1.0	ug/l	---	ND	1.0	ug/l	---	ND	1.0	ug/l	---	ND	1.0	ug/l	---	ND	1.0	ug/l	---	ND	1.0	ug/l	---	ND	1.0	ug/l	---
1,2-Dichlorobenzene	95-50-1	ND	1.0	ug/l	---	ND	1.0	ug/l	---	ND	1.0	ug/l	---	ND	1.0	ug/l	---	ND	1.0	ug/l	---	ND	1.0	ug/l	---	ND	1.0	ug/l	---	ND	1.0	ug/l	---
1,2-Dichloroethane	107-06-2	ND	1.0	ug/l	---	ND	1.0	ug/l	---	ND	1.0	ug/l	---	ND	1.0	ug/l	---	ND	1.0	ug/l	---	ND	1.0	ug/l	---	ND	1.0	ug/l	---	ND	1.0	ug/l	---
1,2-Dichloropropane	78-87-5	ND	1.0	ug/l	---	ND	1.0	ug/l	---	ND	1.0	ug/l	---	ND	1.0	ug/l	---	ND	1.0	ug/l	---	ND	1.0	ug/l	---	ND	1.0	ug/l	---	ND	1.0	ug/l	---
1,3-Dichlorobenzene	541-73-1	ND	1.0	ug/l	---	ND	1.0	ug/l	---	ND	1.0	ug/l	---	ND	1.0	ug/l	---	ND	1.0	ug/l	---	0.42	1.0	ug/l	J	ND	1.0	ug/l	---	ND	1.0	ug/l	---
1,4-Dichlorobenzene	106-46-7	ND	1.0	ug/l	---	ND	1.0	ug/l	---	ND	1.0	ug/l	---	ND	1.0	ug/l	---	ND	1.0	ug/l	---	1.1	1.0	ug/l	---	ND	1.0	ug/l	---	ND	1.0	ug/l	---
1,4-Dioxane	123-91-1																					110	50	ug/l	---								
2-Butanone (MEK)	78-93-3	ND	5.0	ug/l	---	ND	5.0	ug/l	---	2.2	5.0	ug/l	J	ND	5.0	ug/l	---	ND	5.0	ug/l	---	ND	5.0	ug/l	---	ND	5.0	ug/l	---	ND	5.0	ug/l	---
2-Hexanone	591-78-6	ND	5.0	ug/l	---	ND	5.0	ug/l	---	ND	5.0	ug/l	---	ND	5.0	ug/l	---	ND	5.0	ug/l	---	ND	5.0	ug/l	---	ND	5.0	ug/l	---	ND	5.0	ug/l	---
4-Methyl-2-pentanone (MIBK)	108-10-1	ND	5.0	ug/l	---	ND	5.0	ug/l	---	ND	5.0	ug/l	---	ND	5.0	ug/l	---	ND	5.0	ug/l	---	ND	5.0	ug/l	---	ND	5.0	ug/l	---	ND	5.0	ug/l	---
Acetone	67-64-1	6.8	5.0	ug/l	---	ND	5.0	ug/l	---	8.3	5.0	ug/l	---	ND	5.0	ug/l	---	ND	5.0	ug/l	---	ND	5.0	ug/l	---	ND	5.0	ug/l	---	ND	5.0	ug/l	---
Benzene	71-43-2	ND	1.0	ug/l	---	ND	1.0	ug/l	---	ND	1.0	ug/l	---	ND	1.0	ug/l	---	ND	1.0	ug/l	---	17	1.0	ug/l	---	ND	1.0	ug/l	---	ND	1.0	ug/l	---
Bromoform	75-25-2	ND	1.0	ug/l	---	ND	1.0	ug/l	---	ND	1.0	ug/l	---	ND	1.0	ug/l	---	ND	1.0	ug/l	---	ND	1.0	ug/l	---	ND	1.0	ug/l	---	ND	1.0	ug/l	---
Bromomethane	74-83-9	ND	1.0	ug/l	---	ND	1.0	ug/l	---	ND	1.0	ug/l	---	ND	1.0	ug/l	---	ND	1.0	ug/l	---	ND	1.0	ug/l	---	ND	1.0	ug/l	---	ND	1.0	ug/l	---
Carbon disulfide	75-15-0	ND	1.0	ug/l	---	ND	1.0	ug/l	---	1.5	1.0	ug/l	---	0.91	1.0	ug/l	J	ND	1.0	ug/l	---	6.0	1.0	ug/l	---	ND	1.0	ug/l	---	ND	1.0	ug/l	---
Carbon tetrachloride	56-23-5	ND	1.0	ug/l	---	ND	1.0	ug/l	---	ND	1.0	ug/l	---	ND	1.0	ug/l	---	ND	1.0	ug/l	---	ND	1.0	ug/l	---	ND	1.0	ug/l	---	ND	1.0	ug/l	---
Chlorobenzene	108-90-7	ND	1.0	ug/l	---	ND	1.0	ug/l	---	ND	1.0	ug/l	---	ND	1.0	ug/l	---	ND	1.0	ug/l	---	8.2	1.0	ug/l	---	ND	1.0	ug/l	---	ND	1.0	ug/l	---
Chlorobromomethane	74-97-5	ND	1.0	ug/l	---	ND	1.0	ug/l	---	ND	1.0	ug/l	---	ND	1.0	ug/l	---	ND	1.0	ug/l	---	ND	1.0	ug/l	---	ND	1.0	ug/l	---	ND	1.0	ug/l	---
Chlorodibromomethane	124-48-1	ND	1.0	ug/l	---	ND	1.0	ug/l	---	ND	1.0	ug/l	---	ND	1.0	ug/l	---	ND	1.0	ug/l	---	ND	1.0	ug/l	---	ND	1.0	ug/l	---	ND	1.0	ug/l	---
Chloroethane	75-00-3	ND	1.0	ug/l	---	ND	1.0	ug/l	---	ND	1.0	ug/l	---	ND	1.0	ug/l	---	ND	1.0	ug/l	---	6.7	1.0	ug/l	---	ND	1.0	ug/l	---	ND	1.0	ug/l	---
Chloroform	67-66-3	ND	1.0	ug/l	---	ND	1.0	ug/l	---	ND	1.0	ug/l	---	ND	1.0	ug/l	---	ND	1.0	ug/l	---	ND	1.0	ug/l	---	ND	1.0	ug/l	---	ND	1.0	ug/l	---
Chloromethane	74-87-3	ND	1.0	ug/l	---	ND	1.0	ug/l	---	ND	1.0	ug/l	---	ND	1.0	ug/l	---	ND	1.0	ug/l	---	ND	1.0	ug/l	---	ND	1.0	ug/l	---	ND	1.0	ug/l	---
cis-1,2-Dichloroethene	156-59-2	ND	1.0	ug/l	---	ND	1.0	ug/l	---	ND	1.0	ug/l	---	ND	1.0	ug/l	---	ND	1.0	ug/l	---	ND	1.0	ug/l	---	ND	1.0	ug/l	---	ND	1.0	ug/l	---
cis-1,3-Dichloropropene	10061-01-5	ND	1.0	ug/l	---	ND	1.0	ug/l	---	ND	1.0	ug/l	---	ND	1.0	ug/l	---	ND	1.0	ug/l	---	ND	1.0	ug/l	---	ND	1.0	ug/l	---	ND	1.0	ug/l	---
Cyclohexane	110-82-7	ND	1.0	ug/l	---	ND	1.0	ug/l	---	ND	1.0	ug/l	---	ND	1.0	ug/l	---	ND	1.0	ug/l	---	0.61	1.0	ug/l	J	ND	1.0	ug/l	---	ND	1.0	ug/l	---
Dichlorobromomethane	75-27-4	ND	1.0	ug/l	---	ND	1.0	ug/l	---	ND	1.0	ug/l	---	ND	1.0	ug/l	---	ND	1.0	ug/l	---	ND	1.0	ug/l	---	ND	1.0	ug/l	---	ND	1.0	ug/l	---
Dichlorodifluoromethane	75-71-8	ND	1.0	ug/l	---	ND	1.0	ug/l	---	ND	1.0	ug/l	---	ND	1.0	ug/l	---	ND	1.0	ug/l	---	ND	1.0	ug/l	---	ND	1.0	ug/l	---	ND	1.0	ug/l	---
Ethylbenzene	100-41-4	ND	1.0	ug/l	---	ND	1.0	ug/l	---	ND	1.0	ug/l	---	ND	1.0	ug/l	---	ND	1.0	ug/l	---	ND	1.0	ug/l	---	ND	1.0	ug/l	---	ND	1.0	ug/l	---
Isopropylbenzene	98-82-8	ND	1.0	ug/l	---	ND	1.0	ug/l	---	ND	1.0	ug/l	---	ND	1.0	ug/l	---	ND	1.0	ug/l	---	2.2	1.0	ug/l	---	ND	1.0	ug/l	---	ND	1.0	ug/l	---
Methyl acetate	79-20-9	ND	5.0	ug/l	---	ND	5.0	ug/l	---	ND	5.0	ug/l	---	ND	5.0	ug/l	---	ND	5.0	ug/l	---	ND	5.0	ug/l	---	ND	5.0	ug/l	---	ND	5.0	ug/l	---
Methyl tert-butyl ether	1634-04-4	ND	1.0	ug/l	---	ND	1.0	ug/l	---	ND	1.0	ug/l	---	ND	1.0	ug/l	---	ND	1.0	ug/l	---	ND	1.0	ug/l	---	ND	1.0	ug/l	---	ND	1.0	ug/l	---
Methylcyclohexane	108-87-2	ND	1.0	ug/l	---	ND	1.0	ug/l	---	ND	1.0	ug/l	---	ND	1.0	ug/l	---	ND	1.0	ug/l	---	ND	1.0	ug/l	---	ND	1.0	ug/l	---	ND	1.0	ug/l	---
Methylene Chloride	75-09-2	ND	1.0	ug/l	---	ND	1.0	ug/l	---	ND	1.0	ug/l	---	ND	1.0	ug/l	---	ND	1.0	ug/l	---	ND	1.0	ug/l	---	ND	1.0	ug/l	---	ND	1.0	ug/l	---
Styrene	100-42-5	ND	1.0	ug/l	---	ND	1.0	ug/l	---	ND	1.0	ug/l	---	ND	1.0	ug/l	---	ND	1.0	ug/l	---	ND	1.0	ug/l	---	ND	1.0	ug/l	---	ND	1.0	ug/l	---
Tetrachloroethene	127-18-4	ND	1.0	ug/l	---	ND	1.0	ug/l	---	ND	1.0	ug/l	---	ND	1.0	ug/l	---	ND	1.0	ug/l	---	ND	1.0	ug/l	---	ND	1.0	ug/l	---	ND	1.0	ug/l	---
Toluene	108-88-3	0.60	1.0	ug/l	J	ND	1.0	ug/l	---	ND	1.0	ug/l	---	ND	1.0	ug/l	---	ND	1.0	ug/l	---	ND	1.0	ug/l	---	ND	1.0	ug/l	---	ND	1.0	ug/l	---
trans-1,2-Dichloroethene	156-60-5	ND	1.0	ug/l	---	ND	1.0	ug/l	---	ND	1.0	ug/l	---	ND	1.0	ug/l	---	ND	1.0	ug/l	---	ND	1.0	ug/l	---	ND	1.0	ug/l	---	ND	1.0	ug/l	---
trans-1,3-Dichloropropene	10061-02-6	ND	1.0	ug/l	---	ND	1.0	ug/l	---	ND	1.0	ug/l	---	ND	1.0	ug/l	---	ND	1.0	ug/l	---	ND	1.0	ug/l	---	ND	1.0	ug/l	---	ND	1.0	ug/l	---
Trichloroethene	79-01-6	ND	1.0	ug/l	---	ND	1.0	ug/l	---	ND	1.0	ug/l	---	ND	1.0	ug/l	---	ND	1.0	ug/l	---	ND	1.0	ug/l	---	ND	1.0	ug/l	---	ND	1.0	ug/l	---
Trichlorofluoromethane	75-69-4	ND	1.0	ug/l	---	ND	1.0	ug/l	---	ND	1.0	ug/l	---	ND	1.0	ug/l	---	ND	1.0	ug/l	---	ND	1.0	ug/l	---	ND	1.0	ug/l	---	ND	1.0	ug/l	---
Vinyl chloride	75-01-4	ND	1.0	ug/l	---	ND	1.0	ug/l	---	ND	1.0	ug/l	---	ND	1.0	ug/l	---	ND	1.0	ug/l	---	ND	1.0	ug/l	---	ND	1.0	ug/l	---	ND	1.0	ug/l	---
Xylenes, Total	1330-20-7	ND	2.0	ug/l	---	ND	2.0	ug/l	---	ND	2.0	ug/l	---	ND	2.0	ug/l	---	ND	2.0	ug/l	---	ND	2.0	ug/l	---	ND	2.0	ug/l	---	ND	2.0	ug/l	---
OSW-8260DSIM																																	
1,2,3-Trichloropropane	96-18-4	ND	0.030	ug/l	---	ND	0.030	ug/l	---	ND	0.030	ug/l	---	ND	0.030	ug/l	---	ND	0.030	ug/l	---	ND	0.030	ug/l	---	ND	0.030	ug/l	---	ND	0.030	ug/l	---
1,2-Dibromo-3-Chloropropane	96-12-8	ND	0.020	ug/l	---	ND	0.020	ug/l	---	ND	0.020	ug/l	---	ND	0.020	ug/l	---	ND	0.020	ug/l	---	ND	0.020	ug/l	---	ND	0.020	ug/l	---	ND	0.020	ug/l	---
1,4-Dioxane	123-91-1	ND	0.40	ug/l	---	ND	0.40	ug/l	---	14	0.40	ug/l	---	12	0.40	ug/l	---	15	0.40	ug/l	---					3.2	0.40	ug/l	---	ND	0.40	ug/l	---
Ethylene Dibromide	106-93-4	ND	0.020	ug/l	---	ND	0.020	ug/l	---	ND	0.020	ug/l	---	ND	0.020	ug/l	---	ND	0.020	ug/l	---	ND	0.020	ug/l	---	ND	0.020	ug/l	---	ND	0.020	ug/l	---
GC/MS SVOC																																	
OSW-8270E																																	
1,4-Dioxane	123-91-1	ND	0.20	ug/l	---	ND	0.20	ug/l	---	7.4	0.20	ug/l	---	7.4	0.20	ug/l	---	6.3	0.20	ug/l	---	48	0.20	ug/l	---	1.6	0.20	ug/l	---				
Metals																																	
OSW-6020B																																	
Arsenic	7440-38-2	6.8	2.0	ug/l	---	7.9	2.0	ug/l	---	14.8	2.0	ug/l	---	7.4	2.0	ug/l	---	ND	2.0	ug/l	---	1.2	2.0	ug/l	J	ND	2.0	ug/l	---				
Arsenic - Dissolved	7440-38-2	8.3	2.0	ug/l	---	8.8	2.0	ug/l	---	13.9	2.0	ug/l	---	7.7	2.0	ug/l	---	ND	2.0	ug/l	---	ND	2.0	ug/l	---	ND	2.0	ug/l	---				
Lead	7439-92-1	2.3	1.2	ug/l	---	4.2	1.2	ug/l	---	0.64	1.2	ug/l	J	1.0	1.2	ug/l	J	0.83	1.2	ug/l	J	0.65	1.2	ug/l	J	0.49	1.2	ug/l	J				
Lead - Dissolved	7439-92-1	ND	1.2	ug/l	---	0.98	1.2	ug/l	J	ND	1.2	ug/l	---	ND	1.2	ug/l	---	ND	1.2	ug/l	---	ND	1.2	ug/l	---	ND	1.2	ug/l	---				

DATA VERIFICATION REPORT

March 12, 2024

Tim Roeper
Tetratech
100 Crystal Run Road
Suite 100
Middletown, NY 10944

CADENA project ID: E203361
Project: Ford Ringwood Mines Project
Project number:
Event Specific Scope of Work References: Sample COC
Laboratory: Eurofins Environment Testing LLC - Edison
Laboratory submittal: 298901-1
Sample date: 2024-02-26
Report received by CADENA: 2024-03-12
Initial Data Verification completed by CADENA: 2024-03-12
Number of Samples:3
Sample Matrices: Water and trip blank
Test Categories: GCMS VOC, GCMS SVOC and Metals
Please see attached criteria report or sample result/qualified analytical result summary for qualifier flags assigned to sample data.

The following minor QC exceptions or missing information were noted:

TRIP BLANKS had detections ABOVE and BELOW the Reporting Limit (RL) as noted below. Client sample results were either non-detect for these analytes or had concentrations greater than 10X the method blank levels so qualification of client sample results was not required: GCMS VOC - above the RL - bromoform, chlorodibromomethane and below the RL - chloromethane, dichlorobromomethane.

GCMS VOC CCV STANDARD response outliers as noted in the laboratory submittal case narrative were not used to qualify client sample results as part of this level 2 data package verification review.

Sample receipt note: per laboratory submittal case narrative the dissolved metals field samples were filtered at the lab instead of in the field. Qualifications were not applied based on this sample receipt observation alone

Sample/MS/MSD Surrogate Recovery, Blank/LCS Surrogate Recovery, LCS/LCD Recovery, LCS/LCD RPD, MS/MSD Recovery, Blank Contamination and Hold Time Exception were reviewed as part of our verification.

Data verification for the report specified above was completed using the Ford Motor Company Environmental Laboratory Technical Specification, the CADENA Standard Operating Procedure for the Verification of Environmental Analytical Data and the associated analytical methods as references for evaluating the batch QC, sample data and report content. The EPA National Functional Guidelines for validating organic and inorganic data were used as guidance when addressing out of control QC results and the associated data qualifiers.

Analytical results reported between RDL and MDL are flagged 'J' and considered estimated values.

The definitions of the qualifiers used for this data package are defined in the analytical report. CADENA valid qualifiers are defined in the table below. To view and download a PDF copy of the laboratory analytical report access the CADENA CLMS at http://clms.cadenaco.com/index.cfm.

Please contact me if you have any questions.

Sincerely,

Jim Tomalia

Project Scientist

CADENA Inc, 1099 Highland Drive, Suite E, Ann Arbor, MI 48108 517-819-0356

CADENA Valid Qualifiers

Valid Qualifiers	Description
<	Less than the reported concentration.
>	Greater than the reported concentration.
B	The analyte / compound was detected in the associated blank. For Organic methods the sample concentration was greater than the RDL and less than 5x (or 10x for common lab contaminates) the blank concentration and is considered non-detect at the reported concentration. For Inorganic methods the sample concentration was greater than the RDL and less than 10x the blank concentration and is considered non-detect at the reported concentration.
E	The analyte / Compound reported exceeds the calibration range and is considered estimated.
EMPC	Estimated Minimum Potential Contamination - Dioxin/Furan analyses only.
J	Indicates an estimated value. This flag is used either when estimating a concentration for a tentatively identified compound or when the data indicates the presence of an analyte / compound but the result is less than the sample Quantitation limit, but greater than zero. The flag is also used in data validation to indicate a reported value should be considered estimated due to associated quality assurance deficiencies.
J-	The result is an estimated quantity, but the result may be biased low.
JB	NON-DETECT AT THE CONCENTRATION REPORTED AND ESTIMATED
JH	The sample result is considered estimated and is potentially biased high.
JL	The sample result is considered estimated and is potentially biased low.
JUB	NON-DETECT AT THE REPORTING LIMIT AND ESTIMATED
NJ	Tentatively identified compound with approximated concentration.
R	Indicates the value is considered to be unusable. (Note: The analyte / compound may or may not be present.)
TNTC	Too Numerous to Count - Asbestos and Microbiological Results.
U	Indicates that the analyte / compound was analyzed for, but not detected.
UB	The analyte / compound was detected in the associated blank. For Organic methods the sample concentration was less than the RDL and less than 5x (or 10x for common lab contaminates) the blank concentration and is considered non-detect at the RDL. For Inorganic methods the sample concentration was less than the RDL and less than 10x the blank concentration and is considered non-detect at the RDL.
UJ	The analyte / compound was not detected above the reported sample Quantitation limit. However, the Quantitation limit is considered to be approximate due to associated quality assurance results and may or may not represent the actual limit of Quantitation to accurately and precisely report the analyte in the sample.

SAMPLING AND ANALYSIS SUMMARY

CADENA Project ID: E203361

Laboratory: Eurofins Environment Testing LLC-Edison
Laboratory Submittal: 298901-1

Lab Sample ID	Sample ID	Collection Date (mm/yy/dd)	Collection Time (hh:mm:ss)	GCMS VOC	GCMS VOC SIM	GCMS SVOC 2018	METALS BY ICPMS(D)	METALS BY ICPMS
4602989011	OB-27-022624	2/26/2024	1:10:00	X	X	X	X	X
4602989012	OB-11R-022624	2/26/2024	11:45:00	X	X	X	X	X
4602989013	TB-04	2/26/2024	12:00:00	X	X			

Analytical Results Summary

CADENA Project ID: E203361
Laboratory: Eurofins Environment Testing LLC - Edison
Laboratory Submittal: 298901-1

		Sample Name:	OB-27-022624				OB-11R-022624				TB-04			
		Lab Sample ID:	4602989011				4602989012				4602989013			
		Sample Date:	2/26/2024				2/26/2024				2/26/2024			
Analyte	**Cas No.**	**Result**	**Report Limit**	**Units**	**Valid Qualifier**	**Result**	**Report Limit**	**Units**	**Valid Qualifier**	**Result**	**Report Limit**	**Units**	**Valid Qualifier**
GC/MS VOC													
OSW-8260D													
1,1,1-Trichloroethane	71-55-6	ND	1.0	ug/l	---	ND	1.0	ug/l	---	ND	1.0	ug/l	---
1,1,2,2-Tetrachloroethane	79-34-5	ND	1.0	ug/l	---	ND	1.0	ug/l	---	ND	1.0	ug/l	---
1,1,2-Trichloro-1,2,2-trifluoroethane	76-13-1	ND	1.0	ug/l	---	ND	1.0	ug/l	---	ND	1.0	ug/l	---
1,1,2-Trichloroethane	79-00-5	ND	1.0	ug/l	---	ND	1.0	ug/l	---	ND	1.0	ug/l	---
1,1-Dichloroethane	75-34-3	0.45	1.0	ug/l	J	ND	1.0	ug/l	---	ND	1.0	ug/l	---
1,1-Dichloroethene	75-35-4	ND	1.0	ug/l	---	ND	1.0	ug/l	---	ND	1.0	ug/l	---
1,2,3-Trichlorobenzene	87-61-6	ND	1.0	ug/l	---	ND	1.0	ug/l	---	ND	1.0	ug/l	---
1,2,4-Trichlorobenzene	120-82-1	ND	1.0	ug/l	---	ND	1.0	ug/l	---	ND	1.0	ug/l	---
1,2-Dichlorobenzene	95-50-1	ND	1.0	ug/l	---	ND	1.0	ug/l	---	ND	1.0	ug/l	---
1,2-Dichloroethane	107-06-2	ND	1.0	ug/l	---	ND	1.0	ug/l	---	ND	1.0	ug/l	---
1,2-Dichloropropane	78-87-5	ND	1.0	ug/l	---	ND	1.0	ug/l	---	ND	1.0	ug/l	---
1,3-Dichlorobenzene	541-73-1	ND	1.0	ug/l	---	ND	1.0	ug/l	---	ND	1.0	ug/l	---
1,4-Dichlorobenzene	106-46-7	ND	1.0	ug/l	---	ND	1.0	ug/l	---	ND	1.0	ug/l	---
2-Butanone (MEK)	78-93-3	ND	5.0	ug/l	---	ND	5.0	ug/l	---	ND	5.0	ug/l	---
2-Hexanone	591-78-6	ND	5.0	ug/l	---	ND	5.0	ug/l	---	ND	5.0	ug/l	---
4-Methyl-2-pentanone (MIBK)	108-10-1	ND	5.0	ug/l	---	ND	5.0	ug/l	---	ND	5.0	ug/l	---
Acetone	67-64-1	ND	5.0	ug/l	---	ND	5.0	ug/l	---	ND	5.0	ug/l	---
Benzene	71-43-2	ND	1.0	ug/l	---	0.57	1.0	ug/l	J	ND	1.0	ug/l	---
Bromoform	75-25-2	ND	1.0	ug/l	---	ND	1.0	ug/l	---	1.9	1.0	ug/l	---
Bromomethane	74-83-9	ND	1.0	ug/l	---	ND	1.0	ug/l	---	ND	1.0	ug/l	---
Carbon disulfide	75-15-0	ND	1.0	ug/l	---	ND	1.0	ug/l	---	ND	1.0	ug/l	---
Carbon tetrachloride	56-23-5	ND	1.0	ug/l	---	ND	1.0	ug/l	---	ND	1.0	ug/l	---
Chlorobenzene	108-90-7	ND	1.0	ug/l	---	ND	1.0	ug/l	---	ND	1.0	ug/l	---
Chlorobromomethane	74-97-5	ND	1.0	ug/l	---	ND	1.0	ug/l	---	ND	1.0	ug/l	---
Chlorodibromomethane	124-48-1	ND	1.0	ug/l	---	ND	1.0	ug/l	---	2.4	1.0	ug/l	---
Chloroethane	75-00-3	64	1.0	ug/l	---	36	1.0	ug/l	---	ND	1.0	ug/l	---
Chloroform	67-66-3	ND	1.0	ug/l	---	ND	1.0	ug/l	---	ND	1.0	ug/l	---
Chloromethane	74-87-3	ND	1.0	ug/l	---	ND	1.0	ug/l	---	0.53	1.0	ug/l	J
cis-1,2-Dichloroethene	156-59-2	0.33	1.0	ug/l	J	0.44	1.0	ug/l	J	ND	1.0	ug/l	---
cis-1,3-Dichloropropene	10061-01-5	ND	1.0	ug/l	---	ND	1.0	ug/l	---	ND	1.0	ug/l	---
Cyclohexane	110-82-7	1.6	1.0	ug/l	---	3.1	1.0	ug/l	---	ND	1.0	ug/l	---
Dichlorobromomethane	75-27-4	ND	1.0	ug/l	---	ND	1.0	ug/l	---	0.45	1.0	ug/l	J
Dichlorodifluoromethane	75-71-8	ND	1.0	ug/l	---	ND	1.0	ug/l	---	ND	1.0	ug/l	---
Ethylbenzene	100-41-4	ND	1.0	ug/l	---	ND	1.0	ug/l	---	ND	1.0	ug/l	---
Isopropylbenzene	98-82-8	2.4	1.0	ug/l	---	0.83	1.0	ug/l	J	ND	1.0	ug/l	---
Methyl acetate	79-20-9	ND	5.0	ug/l	---	ND	5.0	ug/l	---	ND	5.0	ug/l	---
Methyl tert-butyl ether	1634-04-4	ND	1.0	ug/l	---	ND	1.0	ug/l	---	ND	1.0	ug/l	---
Methylcyclohexane	108-87-2	1.0	1.0	ug/l	---	0.85	1.0	ug/l	J	ND	1.0	ug/l	---
Methylene Chloride	75-09-2	ND	1.0	ug/l	---	ND	1.0	ug/l	---	ND	1.0	ug/l	---
Styrene	100-42-5	ND	1.0	ug/l	---	ND	1.0	ug/l	---	ND	1.0	ug/l	---
Tetrachloroethene	127-18-4	ND	1.0	ug/l	---	ND	1.0	ug/l	---	ND	1.0	ug/l	---
Toluene	108-88-3	ND	1.0	ug/l	---	ND	1.0	ug/l	---	ND	1.0	ug/l	---
trans-1,2-Dichloroethene	156-60-5	ND	1.0	ug/l	---	ND	1.0	ug/l	---	ND	1.0	ug/l	---
trans-1,3-Dichloropropene	10061-02-6	ND	1.0	ug/l	---	ND	1.0	ug/l	---	ND	1.0	ug/l	---
Trichloroethene	79-01-6	ND	1.0	ug/l	---	ND	1.0	ug/l	---	ND	1.0	ug/l	---
Trichlorofluoromethane	75-69-4	ND	1.0	ug/l	---	ND	1.0	ug/l	---	ND	1.0	ug/l	---
Vinyl chloride	75-01-4	ND	1.0	ug/l	---	ND	1.0	ug/l	---	ND	1.0	ug/l	---
Xylenes, Total	1330-20-7	ND	2.0	ug/l	---	ND	2.0	ug/l	---	ND	2.0	ug/l	---
OSW-8260DSIM													
1,2,3-Trichloropropane	96-18-4	ND	0.030	ug/l	---	ND	0.030	ug/l	---	ND	0.030	ug/l	---
1,2-Dibromo-3-Chloropropane	96-12-8	ND	0.020	ug/l	---	ND	0.020	ug/l	---	ND	0.020	ug/l	---
1,4-Dioxane	123-91-1	6.4	0.40	ug/l	---	7.6	0.40	ug/l	---	ND	0.40	ug/l	---
Ethylene Dibromide	106-93-4	ND	0.020	ug/l	---	ND	0.020	ug/l	---	ND	0.020	ug/l	---
GC/MS SVOC													
OSW-8270E													
1,4-Dioxane	123-91-1	4.2	0.20	ug/l	---	4.2	0.20	ug/l	---				
Metals													
OSW-6020B													
Arsenic	7440-38-2	25.8	2.0	ug/l	---	25.7	2.0	ug/l	---				
Arsenic - Dissolved	7440-38-2	ND	2.0	ug/l	---	ND	2.0	ug/l	---				
Lead	7439-92-1	0.60	1.2	ug/l	J	0.46	1.2	ug/l	J				
Lead - Dissolved	7439-92-1	ND	1.2	ug/l	---	ND	1.2	ug/l	---				