



## SUMMER LEARNING

Under the Parents

### SCHOOL READINESS

Tah Takuchi School Readiness Program prepares children for a confident and successful transition to school by nurturing their literacy, numeracy, social-emotional, physical, and cognitive development through play-based and hands-on learning experiences. The program fosters curiosity, independence, creativity, and a love for learning while actively engaging parents as partners in their child's growth journey, ensuring every child is ready to Play, Explore, Learn, Grow, and Thrive.

## Language Development Activities

### Daily reading Time

**Activity-1:** Read some words from the following matrix daily

Week 1 CVC Words	Week 2 Everyday Words	Week 3 Nature & Animals	Week 4 Action Words	Week 5 Color & Shape Words	Week 6 Long Vowel Words
cat	mom	dog	run	red	cake
bat	dad	cow	hop	blue	bike
hat	bag	ant	jump	pink	nose
mat	cup	bee	clap	star	cube
sun	bed	tree	sit	moon	feet
bun	box	leaf	stand	ball	rope
run	toy	fish	eat	ring	rain
pen	fan	bird	drink	oval	seed
hen	tap	frog	play	cube	boat
pig	jam	nest	smile	line	moon
pin	ram				

**Activity-2:** Read one short story twice a week and discuss the characters and the story and write down 5 sentences or 5 words about the story.

**Activity-3:** Procedure Writing (Using Time & Sequence Words)

- Write 4–5 steps for one activity you like.
  - How to wash your hands
  - How to brush your teeth
  - How to water plants
  - How to sharpen a pencil

**Note:** Use these words: First, then, next, after that, finally

**Activity-4: Comprehension**

Read the following 2 lines carefully and answer the question:

It was a hot summer day. Sara wore her hat and sunglasses. She went to the park with her friends. They ate ice cream and played with a ball. Sara felt excited and happy.












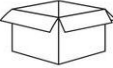
Questions:

1. What was the weather like?
2. What did Sara wear?
3. What did Sara and her friends eat?
4. What did they play with?
5. How did Sara feel?

Activity-5: Write the beginning, middle and end sounds.













### Beginning Sounds

Look at the picture and complete the first letter of each picture.

 [ ] a r	 [ ] a t	 [ ] u n
 [ ] a p	 [ ] i g	 [ ] o t
 [ ] u g	 [ ] i b	 [ ] e n
 [ ] a d	 [ ] o g	 [ ] o x













### Middle Sounds

Write the middle sound for each word.

 f [ ] n	 m [ ] g	 p [ ] t
 b [ ] t	 c [ ] p	 m [ ] x
 k [ ] d	 m [ ] m	 r [ ] n
 s [ ] x	 s [ ] t	 a [ ] t

### Ending Sounds

Write the ending sound for each word.

 s u [ ]	 h e [ ]	 c a [ ]
 w e [ ]	 b e [ ]	 r o [ ]
 c a [ ]	 d o [ ]	 p i [ ]
 p e [ ]	 k e [ ]	 j e [ ]

**Activity-6:** Write the missing letters.

Aa		Cc		Ee
	Gg		Ii	
Kk		Mm		Oo
	Qq		Ss	
Uu		Ww		Yy

**Activity-7:** Read the story and circle the sight words.

I, have, a,  
little, it, is,  
the, to, on,  
my, with,  
we, and,

**My Little Cat**

I have a little cat.  
It is black and white.  
The cat likes to sit on the mat.  
I play with my cat every day.  
We run and jump in the yard.  
My cat is very soft and cute.  
I love my little cat

**Activity-8:** (a) Write short and long vowels from the given words.

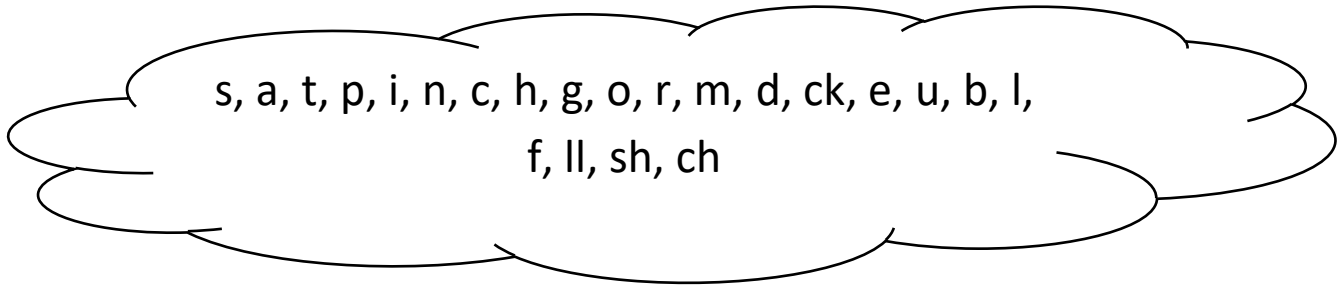
**Words:** cat, cake, pin, pine, hop, home, bet, beat, hunt, blue, apple, eight

Short Vowel Words	Long Vowel Words

(b) Read the following passage and circle the words that contain short vowel sounds.

Sam has a pet dog and a big red hat. He sits on a rug in the sun. Tim will help Sam dig in the mud. Ben can hop and run fast. The kids pack lunch in a box and sip milk. They have lots of fun together

**Activity-9: Word Building:** Add letters to make new words:



**Activity-10:** Search around your home or garden for objects with 3-letter names (e.g., box, bed, sun, cup). Write down at least 10 names.

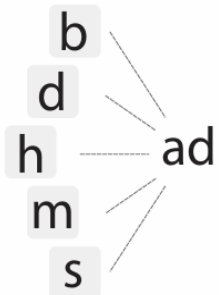
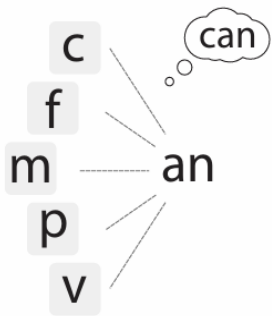

**Activity-11:** Pick 3 words you built in activity 9 and write one simple sentence for each word using your sight words (like I, see, a, my, the, is).

Example: Word is Sun --- "The sun is hot."

**Activity-12: Draw the relevant pictures of given words.**

<b>Sun</b>	<b>Fish</b>	<b>Ball</b>
<b>Hat</b>	<b>Duck</b>	<b>Doll</b>

**Activity-13: CVC word Family**



- Make words in the given space

c  
 f  
 m  
 p  
 v

an

can

b  
 d  
 h  
 m  
 s

ad

**Activity-14: Picture Description.**

Look at picture and write five sentences .You can use words from the box.



**Word Box:** girl dog park ball run play

Write the sentences:

1. \_\_\_\_\_
2. \_\_\_\_\_
3. \_\_\_\_\_
4. \_\_\_\_\_
5. \_\_\_\_\_

Write 2 sentences about each picture.

\_\_\_\_\_

\_\_\_\_\_

\_\_\_\_\_



\_\_\_\_\_

\_\_\_\_\_

\_\_\_\_\_

\_\_\_\_\_

\_\_\_\_\_

\_\_\_\_\_



\_\_\_\_\_

\_\_\_\_\_

\_\_\_\_\_

**Activity-15: Use of a /an**

- Use a before consonant sounds.
- Use an before vowel sounds (a, e, i, o, u).



\_\_\_ mango



\_\_\_ cap



\_\_\_ tomato



\_\_\_ egg



\_\_\_ owl



\_\_\_ whistle



\_\_\_ book



\_\_\_ igloo



\_\_\_ ant



\_\_\_ umbrella



\_\_\_ apple



\_\_\_ tree

**Activity-16: Summer Hunt:** Look around your house and find:

- 5 things that use **a**
- 5 things that use **an**

Example:

- a book
- an egg

**A Words:**

1. \_\_\_\_\_
2. \_\_\_\_\_

**An Words**

1. \_\_\_\_\_
2. \_\_\_\_\_

3. \_\_\_\_\_

3. \_\_\_\_\_

4. \_\_\_\_\_

4. \_\_\_\_\_

5. \_\_\_\_\_

5. \_\_\_\_\_

**Activity-17:** Make your own “A / An” chart using magazine pictures or drawings. Paste or draw:

- Things with **a**
- Things with **an**

### Activity-18: Draw Your Own Letter Garden

Step 1: Prepare Your Page

- Take a blank page or a 4-line notebook page.

Step 2: Draw the Garden

- At the very top line, draw a sun or a small blue cloud (Sky area).
- In the middle two lines, color a light green grass strip.
- At the bottom line, draw brown soil or a carrot root.

Step 3: Understand the Letter Floors

- Sky Letters → live in the sky (top line near the cloud/sun)
- Grass Letters → stay in the grass (middle lines)
- Root Letters → go down into the soil (bottom line)

Step 4: Write the Letters

- Write each Sky Letter next to your cloud/sun.
- Write each Grass Letter neatly inside the green grass area.
- Write each Root Letter going down into the soil.

### Activity-19: The Secret Garden Word Code

**Instructions:** Look at each word and find the Sky, Grass, and Root letters and write in the given space.

dog → \_\_\_\_\_ Sky = \_\_\_ Grass = \_\_\_ Root = \_\_\_

sun → \_\_\_\_\_ Sky = \_\_\_ Grass = \_\_\_ Root = \_\_\_

bed → \_\_\_\_\_ Sky = \_\_\_ Grass = \_\_\_ Root = \_\_\_

cup → \_\_\_\_\_ Sky = \_\_\_ Grass = \_\_\_ Root = \_\_\_

cat → \_\_\_\_\_ Sky = \_\_\_ Grass = \_\_\_ Root = \_\_\_

**Activity-20: Digraphs:** A digraph is when two letters come together to make one sound.

**Examples:**

- **sh = ship**
- **ch = chair**
- **th = thumb**
- **wh = whale**

**Task.1. Fill in the Missing Digraphs and complete the word.**

- \_\_ o e s (Hint: You wear them on your feet!)
- \_\_ e e s e (Hint: It goes on top of a pizza!)
- \_\_\_ a l e (Hint: A giant mammal swimming in the ocean!)
- \_ u m b\right arrow\$ (Hint: Give a "thumbs up" if you love summer!)

**Task 2.**

**Digraph Hunt at Home**

Search your home or surroundings and write 6 words with digraphs.

1. \_\_\_\_\_
2. \_\_\_\_\_
3. \_\_\_\_\_
4. \_\_\_\_\_
5. \_\_\_\_\_

## Cognitive (foundations of STEAM)

Dear Parents,

Please arrange a magnifying glass for your child and encourage them to explore the world around them. Help them observe how tiny insects move and collect their food, how plants absorb water, and how different float or sink in water objects. This fun activity will help children develop curiosity, observation skills, and a love for learning through discovery.

### Little Detective Mission!

This summer, your child's mission is to look closer at the world than ever before. To the human eye, things may look ordinary — but through the magic lens of a magnifying glass, a whole new world of patterns, textures, and tiny living creatures comes alive! Encourage your child to explore, observe, ask questions, and discover the wonders hidden all around them.

### Task .1. : Sink or Float Lab Report

Fill a large bowl or bucket with fresh water. Test different items from around your home. Circle your prediction first, then record what really happened!

Household Object Tested	My Smart Guess	The Actual Result SUNK
Plastic Toy Car	SINK / FLOAT	SUNK / FLOATED
Block Metal Kitchen Spoon	SINK / FLOAT	SUNK / FLOATED
Leaf or Stick from Yard	SINK / FLOAT	SUNK / FLOATED

### Task 2: Shadow Tracking & Earth's Movement

Develop spatial awareness and observational skills by studying the sun and shadows.

#### The Chalk Dinosaur Hunt

- What You Need: A sunny day, sidewalk chalk, and a few favorite plastic toy animals or dinosaurs.

#### The Action:

1. In the morning (around 9:00 AM), place a toy on the pavement so it casts a clear shadow.
2. Have your child trace the outline of the shadow with chalk.
3. Return to the exact same spot at noon (12:00 PM) and again in the afternoon (4:00 PM). Trace the shadow each time using a different colored piece of chalk.
4. Ask your child: "Did the dinosaur move? No! So why did the shadow change shape and move?" Help them understand that the Earth is spinning and moving around the sun.

### Task.3.

### The Backyard Insect Safari

Let's check out the smallest neighbors in our garden or park.

- Take your magnifying glass outside near plants, under rocks, or around tree bark.
- An ant moving a crumb (Watch how its tiny legs work!
- A ladybug's spots or a caterpillar's fuzzy skin.
- The intricate silk patterns of a spider web (Be careful not to touch!).

Discuss how insects look small from far away, but up close they have complex bodies with antennas, joints, and unique patterns.

#### Task.4.

### The Leaf Vein Detective

- Discover how plants drink water by looking at their "skeletons."
- Collect 3 different types of leaves (e.g., a long leaf, a wide leaf, and a dry leaf). Hold your magnifying glass right over them.
- Look closely at the tiny lines running all across the leaf. Those are called veins!
- Explain to your child that just like we have veins to carry blood, leaves have veins to carry water and food from the roots up to the top.

Notebook Task: Have your child trace one real leaf in their notebook, then use a green crayon to draw the tiny veins they saw through the glass.

### Non-Digital Technology

#### Task.1. Machine Hunt

- Look around your house and find 5 machines or tools (fan, clock, washing machine, bicycle, etc.). Draw them and tell what they do.

#### Task .2. Old vs New

- Talk with your family about old and new technology.

Example:

- Old phone → Smartphone
- Lantern → Electric light

Draw one old and one new invention

### Digital Exposure

#### Task .1. Learn Computer Parts

Identify:

- Monitor

- Keyboard
- Mouse
- CPU
- Speakers

<b>1</b>				
				<b>50</b>

Draw and label them.

**Task.2. Safe Screen Time Rules**

Discuss and write/draw 3 screen-time rules:

**Task .3. Typing Fun**

- Practice typing you

**Task.3. Digital Drawing**

- Use a phone, tablet, or computer drawing app to draw your favorite animal or object.

**Magnet Detective**

- Use a magnet to find objects around your home that are magnetic and non-magnetic.

Create two lists:


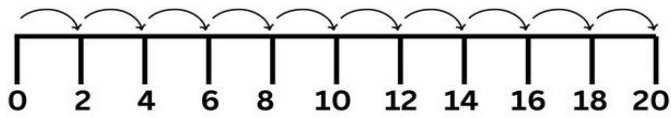
- Magnetic
- Non-Magnetic

**Mathematics (Numbers, Patterns & Problem-Solving)**

- Write the numbers 1-50



**Count and Write / Count and Match Activities**

**Task 1.** Count and write the number



**Task .2. Count around You**

- Number of doors in your house \_\_\_\_\_





- Number of windows \_\_\_\_\_
- Number of chairs \_\_\_\_\_
- Number of spoons \_\_\_\_\_



**Skip**

**Counting by 2, 4, 7**

**Task**  
20

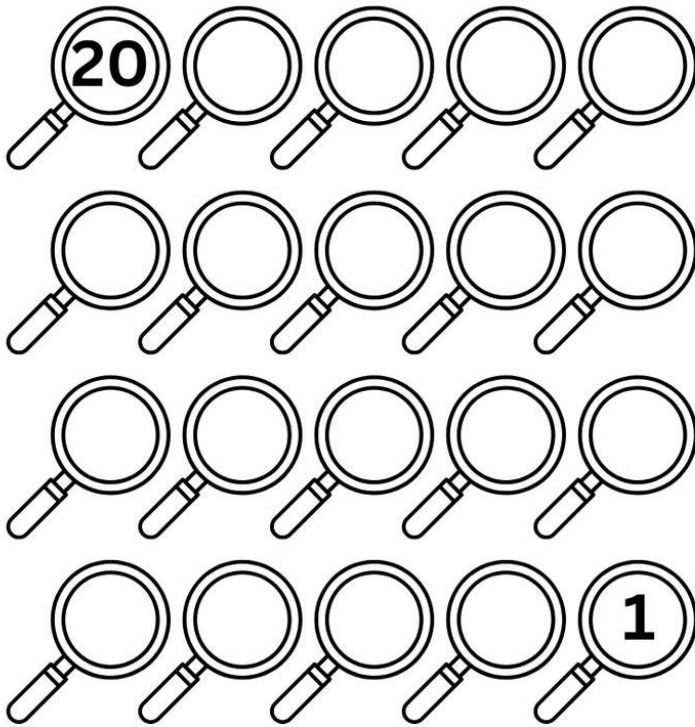


1. Skip counting by 2s and go up to



Task.2. skip counting by 5

- Write the numbers 50-100
- Write the missing numbers from 1-50



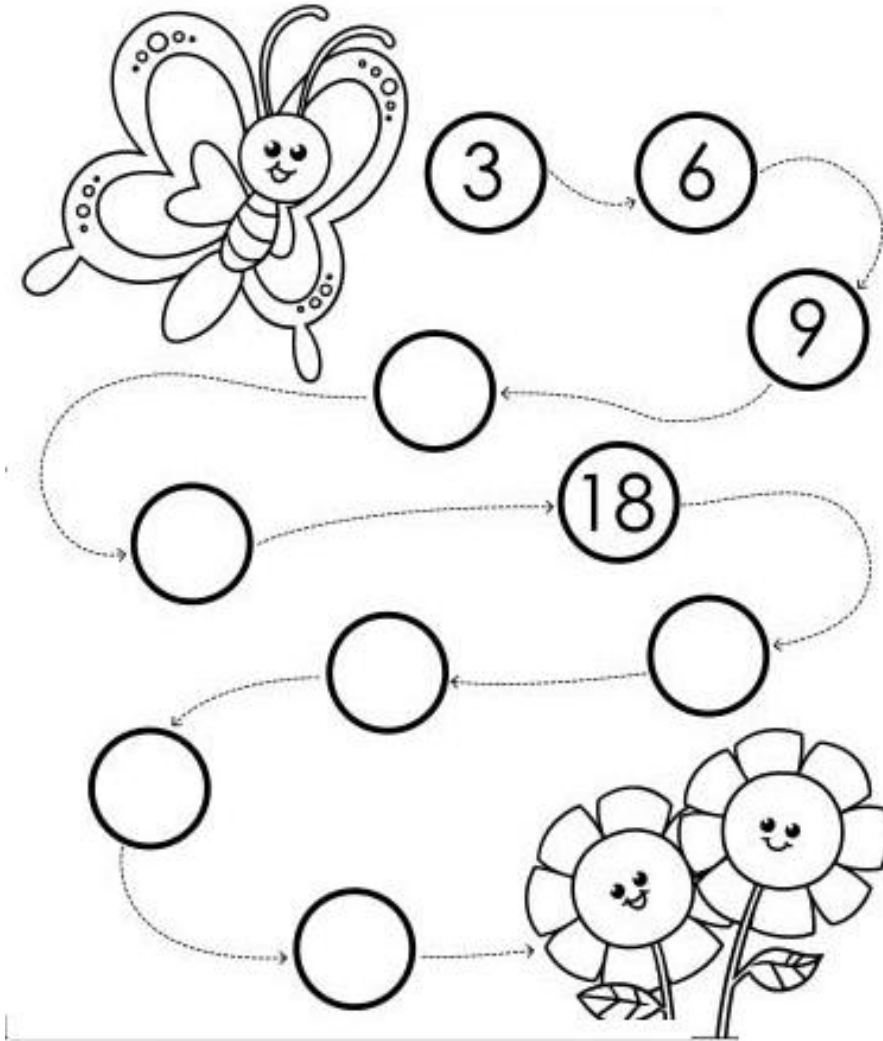
Draw One More Draw one more shape and write the new total.

- ○ ○ ○ \_\_\_\_\_ = \_\_\_\_\_
- ▲ ▲ ▲ ▲ \_\_\_\_\_ = \_\_\_\_\_
- □ □ □ □ □ \_\_\_\_\_ = \_\_\_\_\_

Backward counting from 20 to 1.


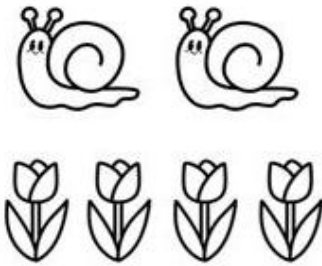







		3		5			8		
11					16				20
	22					27		29	
31			34				38		
	42			45					50

- Write the numbers 100 – 150
- Skip counting of 3s,



Adding and subtracting

Task.1. Add and write the number in the box.

 $3 + 2 = \square$	 $2 + 4 = \square$	 $5 + 3 = \square$
 $6 + 3 = \square$	 $1 + 7 = \square$	 $4 + 2 = \square$
 $3 + 5 = \square$	 $4 + 3 = \square$	 $2 + 6 = \square$

**Task.2: Read the story problems below, physically "eat" or take away the items, and calculate how many are left hiding in the pile!**

- Story 1: You have 7 grapes. You eat 3 of them. How many grapes are left?  
Equation:  $7 - 3 = \underline{\hspace{2cm}}$
- Story 2: There are 9 birds sitting on a tree branch. 4 of them fly away into the sky. How many birds stay on the branch?  
Equation:  $9 - 4 = \underline{\hspace{2cm}}$

**Practice Writing Tables (2,3 ,4, 5.....).**

$2 \times 1 = \text{-----}$

$2 \times 2 = \text{-----}$

$2 \times 3 = \text{-----}$

$2 \times 4 = \text{-----}$

$2 \times 5 = \text{-----}$

$2 \times 6 = \text{-----}$

$2 \times 7 = \text{-----}$

$2 \times 8 = \text{-----}$

$2 \times 9 = \text{-----}$

$2 \times 10 = \text{-----}$

**Days of the week**

**Task.1.** write the days of the week.

**Task .2. Fill in the Missing Days**

Monday, Tuesday, \_\_\_\_\_, Thursday, Friday

Sunday, \_\_\_\_\_, Tuesday, Wednesday

Friday, \_\_\_\_\_, Sunday

Monday, \_\_\_\_\_, Wednesday

Thursday, Friday, \_\_\_\_\_

Task .3. My Weekly Routine

- Write or draw one activity you do on each day.

Monday: \_\_\_\_\_

Tuesday: \_\_\_\_\_

Wednesday: \_\_\_\_\_

Thursday: \_\_\_\_\_

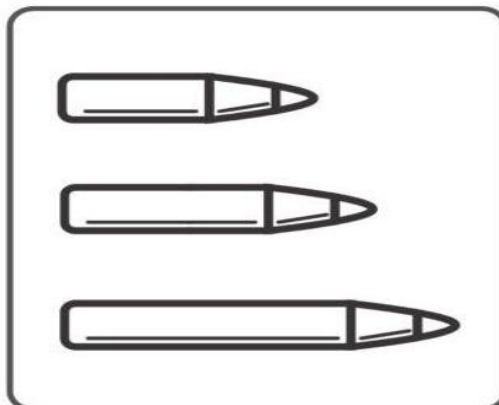
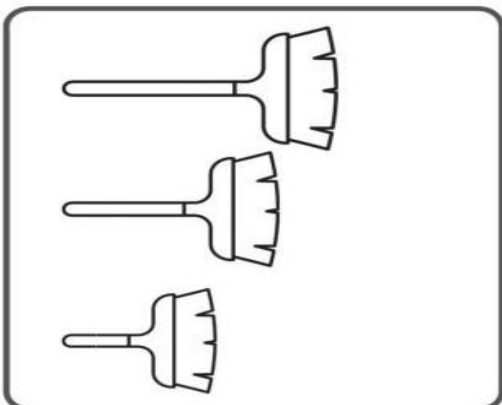

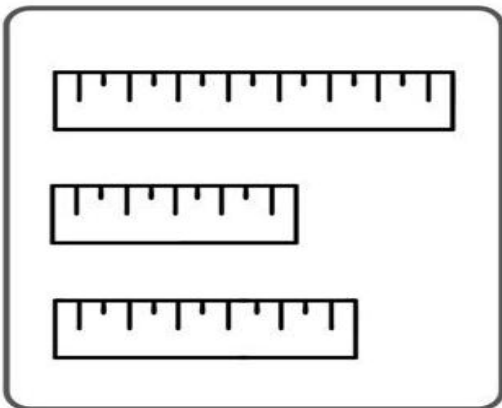
Friday: \_\_\_\_\_

Saturday: \_\_\_\_\_

Sunday: \_\_\_\_\_

- Length and height

Task .1. Tick the longest object in each group.



**Task .2.** Let's measure things using your building blocks! (**How Long Is It?**)

- Pick 3 items (like a spoon, a pencil, and a toy car).
- Lay your pencil flat on the table.
- Line up your blocks right next to it, from one end to the other.
- Count how many blocks long it is!

Task.3. Count the blocks and write the number in the box:

- My book is [ \_\_\_\_\_ ] blocks long.
- My toy car is [ \_\_\_\_\_ ] blocks long.
- My pencil is [ \_\_\_\_\_ ] blocks long.
- Task .3. Length

**Heights**

Draw your family members and compare their heights.

- Who is the tallest? \_\_\_\_\_
- Who is the shortest? \_\_\_\_\_

**Draw Your Own Inch Line**

**Task .1.** Use a ruler and draw a straight line. Mark and label the inches from 0 to 6.

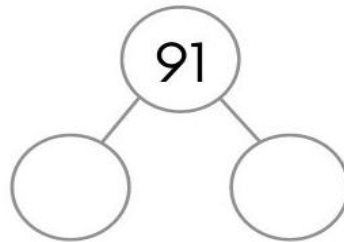
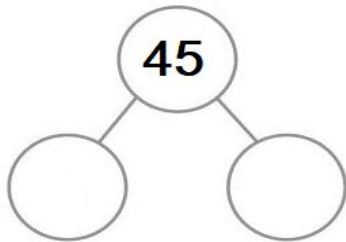
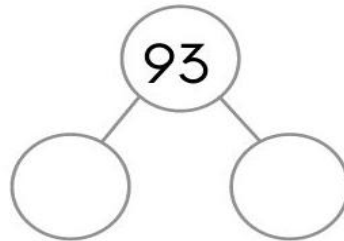
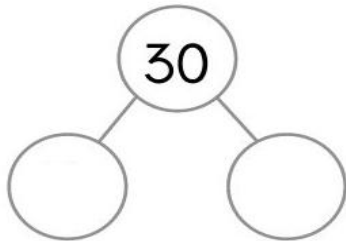
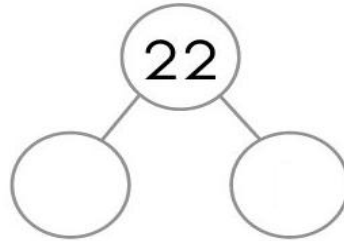
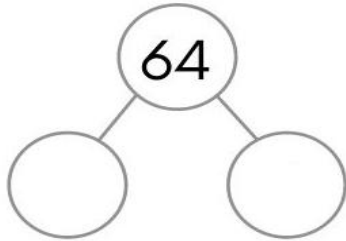
\_\_\_\_\_

**Task 2.** Find 5 objects in your home. Measure them using your inch line and record their lengths.

Object	Length (inches)

- Write the numbers from 150-200
- Write the tens and ones

Task .1.



Task .2. Make the Number

2 Tens and 5 Ones =-----

4 Tens and 3 Ones = -----

6 Tens and 1 One = -----

7 Tens and 8 Ones = -----

5 Tens and 0 Ones =-----

Task .3. Add tens and ones.

$$40 + \square = 48$$

$$10 + \square = 13$$

$$\square + 6 = 96$$

$$11 + \square = 15$$

$$70 + \square = 74$$

$$\square + 5 = 85$$

$$\square + 6 = 86$$

$$35 + \square = 40$$

$$\square + 2 = 31$$

$$\square + 5 = 45$$

$$30 + \square = 33$$

$$\square + 7 = 17$$

Write the numbers 200-300.

Task 2. Find real objects at home and write the shape.

Plate = \_\_\_\_\_ Door = \_\_\_\_\_

Window = \_\_\_\_\_ Ball = \_\_\_\_\_

Book = \_\_\_\_\_

## اردو زبان کی مہارتیں

- خاندانی مطالعہ کا وقت -

: سرگرمی

روزانہ 15 منٹ والدین کے ساتھ کہانی کی کتاب پڑھیں۔ کہانی سننے یا پڑھنے کے بعد


- کہانی میں استعمال ہونے والے پانچ اہم الفاظ لکھیں۔
- کہانی کے تمام کرداروں کے نام لکھیں۔
- اپنے پسندیدہ کردار کے بارے میں ایک جملہ لکھیں۔

سرگرمی: روزانہ ایک تصویر بنائیں یا چسپاں کریں اور اس کے بارے میں ایک جملہ لکھیں۔

سرگرمی-1- اتارے حروف تہجی لکھیے۔

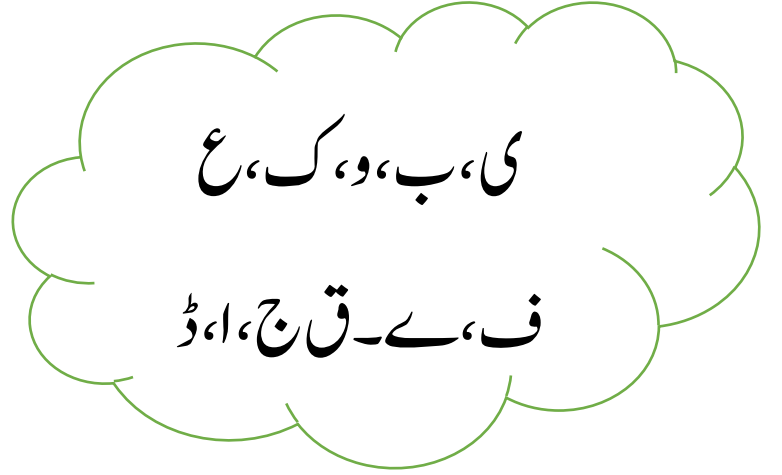
2- الف سے شروع ہونے والی 5 چیزوں کے نام لکھیں اور تصاویر بنائیں۔

3- حروف تہجی کی چھوٹی اشکال لکھیں۔



مصوتے لکھیں۔

مصوتوں کو تلاش کریں اور ان کے گرد دائرہ بنائیں۔



ب کا خاندان لکھیں۔

ب کے خاندان پہ نقطے لگائیں۔

ب  ت      ج  ح      - سرگرمی

د  ذ      ر  ز      اپنے خاندان کے تمام افراد کی تصاویر یا خاکے بنا کر ایک خوبصورت پوسٹر تیار کریں اور ان کے بارے میں ایک ایک جملہ لکھیں۔

ص  ط      ظ  غ      مذکورہ حروف کے درمیان کا حرف لکھیں۔

ل  ن      ق  گ

سرگرمی۔

کہانی بناؤ، کہانی سناؤ

والدین ایک تصویر دکھائیں اور بچہ اس پر اپنی کہانی بنائے۔

مثال:

ایک چھوٹا سا پرندہ جنگل میں راستہ بھول گیا۔


شرارتی نو حروف لکھیں۔


ارکان سازی کی مشق کریں۔


تمام حروف تہجی کو 'ا' سے ملائیے۔

دو حرفی الفاظ:

آ سے دو حرفی الفاظ بنائیے۔



”د“ کا خاندان ترتیب سے لکھیں۔



تصویر کا پہلا حرف لکھیں اور رنگ بھریں۔



\_\_\_\_\_



\_\_\_\_\_



\_\_\_\_\_



\_\_\_\_\_



\_\_\_\_\_



\_\_\_\_\_



\_\_\_\_\_



\_\_\_\_\_

سرگرمی:

اپنے والدین کی مدد سے فروٹ چاٹ یا سینڈویچ تیار کریں۔ پھر بنانے کا طریقہ ترتیب وار لکھیں۔

پہلا کام۔

دوسرا کام۔

تیسرا کام۔

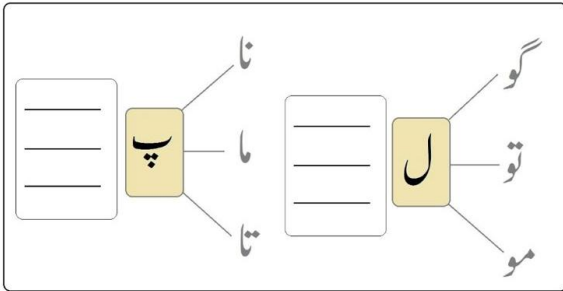
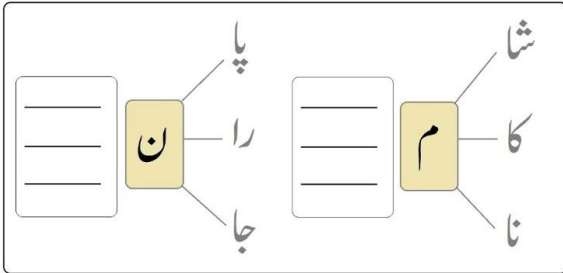
چھوٹھا کام۔

پانچواں کام۔

ہندسوں کی لکھائی:

1 تا 20 تک ہندسے لکھیں۔ گن کر ہندسے لکھنے کی مشق کریں۔

تین حرفی الفاظ بنائیں۔



سرگرمی: لفظ تلاش کریں

اپنے گھریا ارد گرد موجود چیزوں میں سے دو حرفی الفاظ 5، تین حرفی الفاظ 5، چار حرفی الفاظ 5، تلاش کریں اور ان کے نام لکھیں۔

سرگرمی: کسی دو حرفی، تین حرفی یا چار حرفی لفظ کی تصویر بنائیں اور اس کا نام لکھیں۔

جیسے، بادل۔ کتاب۔۔۔۔

جوڑ کے توڑ لکھیں۔

	+		+		=	رات
	+		+		=	راج
	+		+		=	باپ
	+		+		=	بات
	+		+		=	پات
	+		+		=	باٹ
	+		+		=	آپا
	+		+		=	آنا
	+		+		=	آنا
	+		+		=	بال

الفاظ کو صحیح خانوں میں لکھیں

الفاظ: اب، قلم، کتاب، لب، وطن، بادل، سب، بدن، اُس، رب، تال، جال، بندی، سکول

دو حرفی الفاظ	تین حرفی الفاظ	چار حرفی الفاظ

اردو گنتی ایک سے بیس تک لکھیں۔

گن کر ہندسے لکھنے کی مشق کریں۔

**سرگرمی:**

والدین کے ساتھ پارک یا باغ جائیں اور مختلف پتے، پھول اور پرندے دیکھیں اور بعد میں ان کے نام اور خاکے بنائیں۔

سرگرمی

پھلوں کے نام لکھیں اور اُنکے خاکے بنائیں۔

بچوں سے پوچھئے

سیب کس حرف سے شروع ہوتا ہے۔

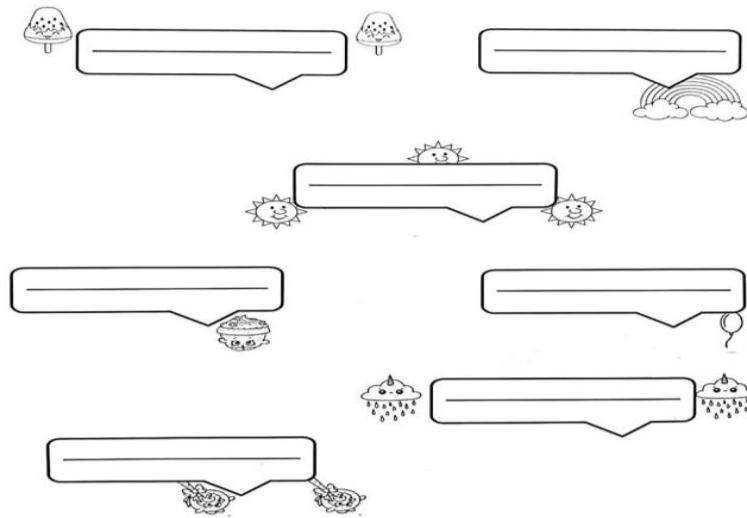
آم کس حرف سے شروع ہوتا ہے۔

گاجر کس حرف سے شروع ہوتا ہے۔

**سرگرمی:**

والدین ایک رنگ بنائیں اور بچے گھر میں اس رنگ کی 5 چیزیں تلاش کرے۔

دنوں کے نام لکھیں۔



اسے تک تمام حروف تہجی لکھیں اور ہر حرف پر زبر ( ) لگائیں


زبر والے الفاظ لکھیں۔

بغیر نقطوں والے حروف تہجی لکھیں۔

بکھرے ہوئے حروف کو جوڑ کر صحیح لفظ بنائیں۔

م + ن + ت	= م + ہ + پ
ت + و + ب + ہ	= م + ن + ز + ل
م + ح + ت + ر + م	= پ + ا + ن + ی
م + ع + ص + و + م	= ج + ا + ن + ی
م + ن + ا + س + ب	= ف + ا + ن + ی
ت + ق + د + ی + ر	= ر + ا + ن + ی
ت + ص + و + ی + ر	= م + ر + ت + پ
ت + و + ف + ی + ق	= م + ذ + ک + ر

دیئے گئے تصویروں کے بارے میں پانچ سے چھ جملے بنائی۔



سرگرمی:


والدین کے ساتھ کسی گملے میں بیج لگائیں اور روزانہ اس کی نشوونما کا مشاہدہ کریں۔

بھاری حروف لکھیں اور ہر حرف سے آنے والے پانچ الفاظ لکھیں۔

اسے حروف تہجی لکھیں اور ہر حرف پر زیر، زبر اور پیش لگائیں۔

سرگرمی:

اپنے جسم کے اعضاء کے نام لکھیں۔



بصری الفاظ لکھیں اور ہر بصری الفاظ سے جملے بنائیں۔