



SUMMER LEARNING

The Tah Takuchi Foundations of Learning Program is designed to nurture young children's holistic development through play-based, inquiry-driven, and hands-on learning experiences. The program strengthens early literacy, numeracy, communication, creativity, critical thinking, social-emotional skills, physical development, and independence while fostering curiosity and a lifelong love for learning. Through meaningful interactions with families, nature, and the community, children are encouraged to Play, Explore, Learn, and Grow, building the strong foundations needed for school readiness and future success.



Foundations of Learning

Cognitive Development

1. Nature Counting Walk

Play with your Child collect and count leaves, stones, flowers, or sticks during a nature walk, developing early numeracy and observation skills. You can make a chart for each day and compare the efforts need for each day for this activity. Please don't miss to practice the work sheets attached with this plan.

2. Shape Hunt Adventure

In this activity you and your child can search for circles, squares, rectangles, and triangles in their environment, strengthening shape recognition and spatial awareness. In nights you can look at the beautiful sky full of stars and shapes, please don't miss this.

3. Sorting and Classifying Objects

Provide opportunities to your child sort different natural objects by color, size, texture, or type, enhancing logical thinking and categorization skills.

4. Plant a Seed Investigation

Facilitate your child to plant seeds and observe changes over time, developing curiosity and scientific thinking. While encourage her to take care of watering and other necessary food for plants in the garden.

5. Sink or Float Experiment

Your child can predict and test whether different objects will sink or float, encouraging inquiry and problem-solving. Engaging to make paper boats and designs.

6. Weather and Clothing Tracker (Science & Logic)

Every morning, please help your child to look out the window with you to observe the weather. Identify if it is sunny, rainy, cloudy, or windy, and discuss what kind of clothes or items are needed (e.g., sunglasses, umbrella, and jacket) in different weather.

Day and Date	Weather (Draw a Symbol ☀ ☁ ☔)	What did you wear (Cap, Jacket, Frock
Monday		
Tuesday		
Wednesday		
Thursday		
Friday		
Saturday		
Sunday		

Language & Communication Development

1. Story Basket Exploration

Give opportunity to your child to sit with his/her grandparents and listen to some old stories. Learn the traditions of care, love passions, hard work, honesty etc. Please take short videos and post in the parents' group.

2. Picture/site Talk

Children describe pictures, mountain, garden, road site, trees, insects etc. and discuss what they observe, building vocabulary and communication skills. They can also find the starting sounds of different objects and write in their notebooks.

3. Letter Hunt and reading

Engage your child search for letters hidden around the home, strengthening letter recognition. Write small stances about nature, home, family, relations, trees, water, friends etc. and red together with your child on weekends.

4. Name Recognition Collage

Your child can also create and decorate his name using art materials, fostering print awareness and identity.

5. Alphabet Sensory Tray

Play with your child to trace letters in sand, or mud, connecting sensory experiences with early writing skills. Also practice the tracing sheets attached with this learning pack.

6. Sound Sorting Game

Play with your child to sort the objects according to their beginning sounds, supporting early literacy development. Who sort more will be winner and take turns properly.

7- سرگرمی: اخبار یا پرانی میگزین سے ایسے کھانوں، پھلوں یا مٹھائیوں کی تصویریں کاٹیں جن کا نام 'آ'، 'ب'، 'ج'، 'م' یا 'م' سے شروع ہوتا ہو (جیسے آم، برگر، جوس، مالٹا) اور انہیں کاپی پر چسپاں کریں۔

8- سرگرمی: اپنے گھر میں موجود پانچ ایسی چیزوں کی تصویریں پرانے رسالوں سے کاٹ کر نوٹ بک میں لگائیں جو آپ روز استعمال کرتے ہیں (جیسے بستر، چمچ، پنکھا، تکیہ)۔ والدین کی مدد سے ان کے نام کا پہلا حرف آگے لکھیں۔

Psychosocial Development

1. Feelings Faces Activity

Engage your child to identify and discuss different emotions using pictures, mirrors, or drawings, promoting emotional awareness.

2. Role Play Community Helpers

Your child can pretend to be doctors, teachers, police officers, or shopkeepers, building empathy and social understanding. Support him/her to acknowledge the services of community helpers and encourage her to demonstrate these at home with siblings and friends.

3. Friendship Circle Games

Provide more opportunities to your child participate in cooperative games that encourage sharing, turn-taking, and teamwork regularly. Encourage to take small decisions independently and celebrate successes.

4. Family Photo Sharing

Help your child to bring or draw family pictures and talk about their loved ones, strengthening self-identity and communication.

5. Cooperative Block Building

Facilitate your child work together with sibling and friends to build structures, fostering collaboration, negotiation, and problem-solving. You can provide backend support to the participants equally without discriminations.

6. Circle Time Discussions

Provide opportunities in daily life to your child share ideas, experiences, and feelings during group discussions, building confidence and respectful listening.

Physical Development

1. Obstacle Course Adventure

Encourage and provide backend support to your child crawl, jump, balance, and climb through simple obstacle courses, strengthening gross motor skills.

3. Pencil Grip and Fine Motor Skills Station

Children engage in tracing, drawing, and pre-writing activities to develop hand strength and pencil control. Complete the attached worksheets.

4. Leaf Printing Art

Your child can create artwork using painted leaves, improving hand-eye coordination and artistic expression. You need to supervise her and give environment to demonstrate this at home with her friends.

5. Music and Movement Parade


Try to provide opportunities to sing, dance, march, run, walk in garden, rocks in the garden, and move to music, which are developing coordination, rhythm, and body awareness. Watch small clips how mountaineers cross the big mountains full of snow.





6. Games and physical exercise

Try to provide different opportunities to work out on the following plan for physical growth of your child.

Weeks	Days	Skill Focus	Activity	What to Do (Instructions)
Week 1	Mon & Wed	Big Muscles (Gross Motor)	Animal Jumps	Hop like a green frog! Jump high like a kangaroo! Crawl slow like a big bear!
Week 1	Tue & Thu	Small Fingers (Fine Motor)	The Clay Roller	Roll the clay like a long snake! Squeeze it into a ball! Make a flat cake!
Week 1	Friday	Review	Weekly Check	Parents tick the boxes for completed tasks.
Week 2	Mon & Wed	Big Muscles (Gross Motor)	The Cushion Walk	Walk on the pillows! Keep your balance! Do not touch the floor.
Week 2	Tue & Thu	Small Fingers (Fine Motor)	Paper Tear Collage	Tear the paper with your fingers. Make tiny pieces. Glue them inside the box.
Week 2	Friday	Review	Weekly Check	Parents tick the boxes for completed tasks.
Week 3	Mon & Wed	Big Muscles (Gross Motor)	Balloon Keep-Up	Hit the balloon up! Use your hands. Do not let it drop!
Week 3	Tue & Thu	Small Fingers (Fine Motor)	Water Squeeze Game	Dip the sponge in water. Carry it over. Squeeze it hard into the cup!
Week 3	Friday	Review	Weekly Check	Parents tick the boxes for completed tasks.
Week 4	Mon & Wed	Big Muscles (Gross Motor)	Run and Freeze	Run, run, run...., Now FREEZE! Hold still like a statue!
Week 4	Tue & Thu	Small Fingers (Fine Motor)	Clothespin Pinch	Pinch the peg open with your fingers. Clip it onto the box!
Week 4	Friday	Review	Weekly Check	Parents tick the boxes for completed tasks.

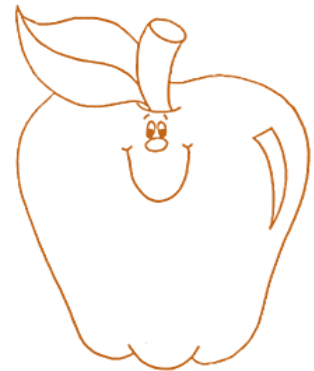
Annex A: Language English







			


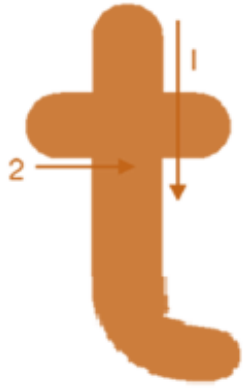


ant




apple

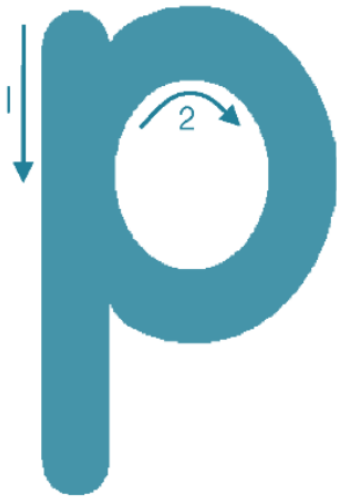
			






t	t	t	t

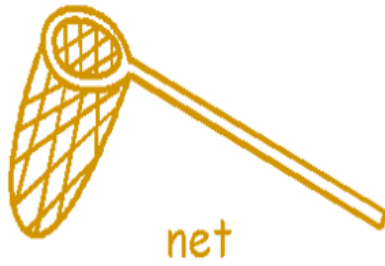
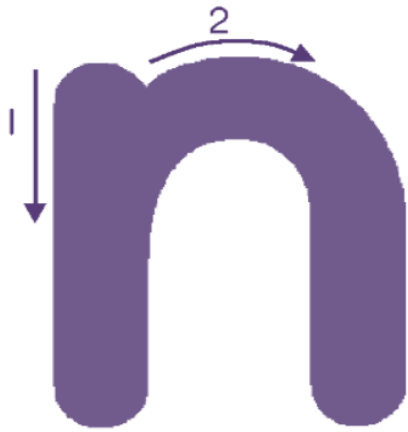


i	i	i	i



penguin







net




nurse



nine





			




cat







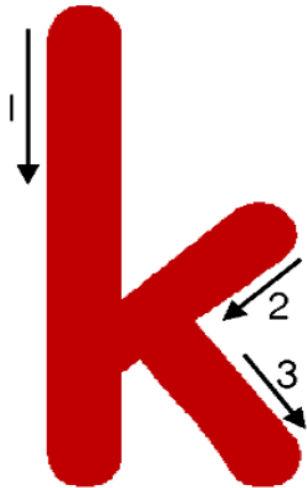
coat





			

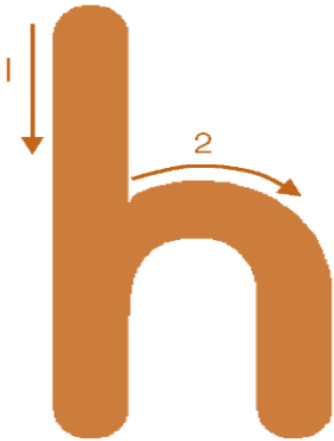


elephant





			









house



rain





			

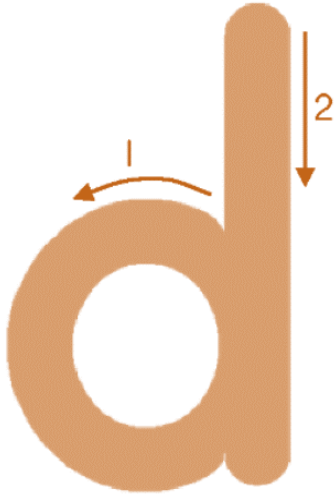


mouse



mouth





			



duck






dinosaur




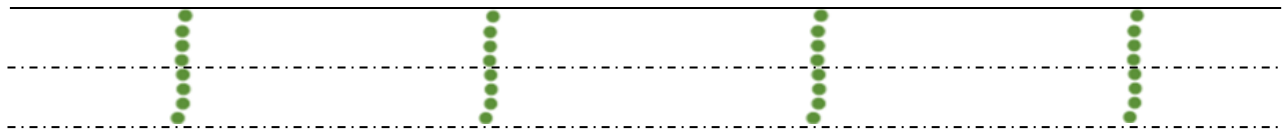
Language Urdu:

انگور






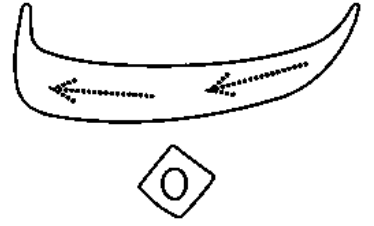

انار



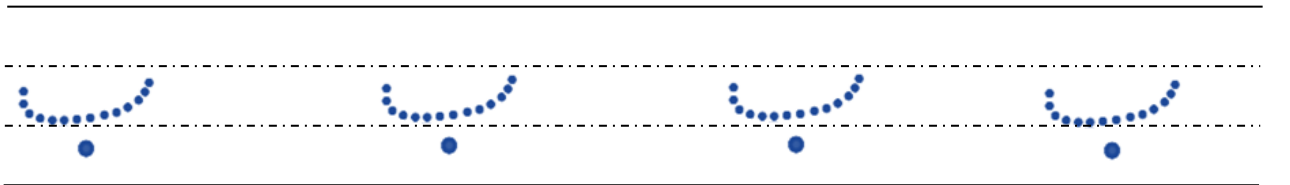
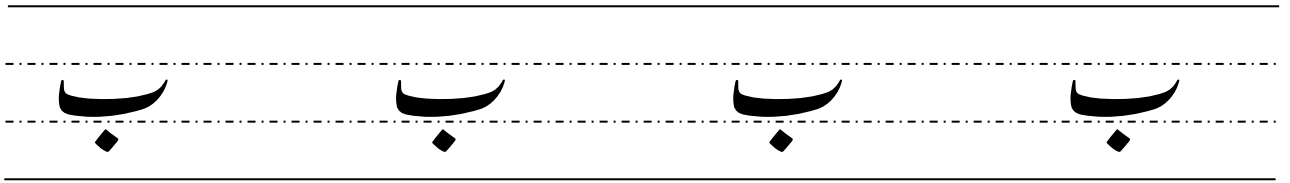
انگوٹھی




انڈا



ب



بلی




بطخ


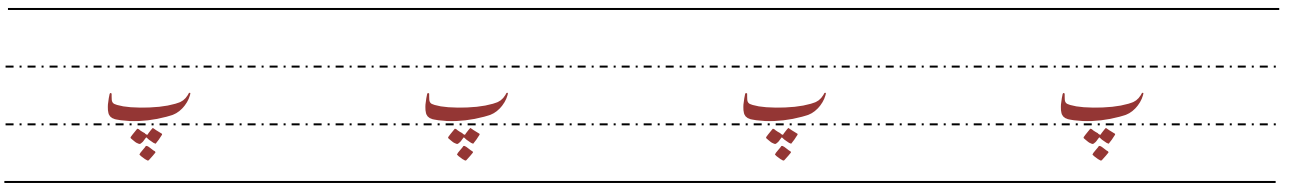
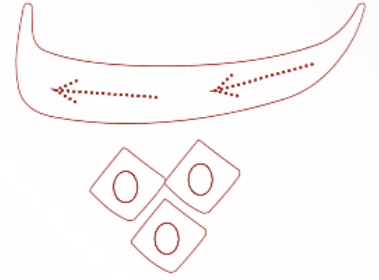
Handwriting practice section consisting of four rows of three-lined guides (top solid, middle dashed, bottom solid). Each row contains four dotted blue arcs, each starting from a solid blue dot on the bottom line and curving upwards to touch the middle dashed line.



بال


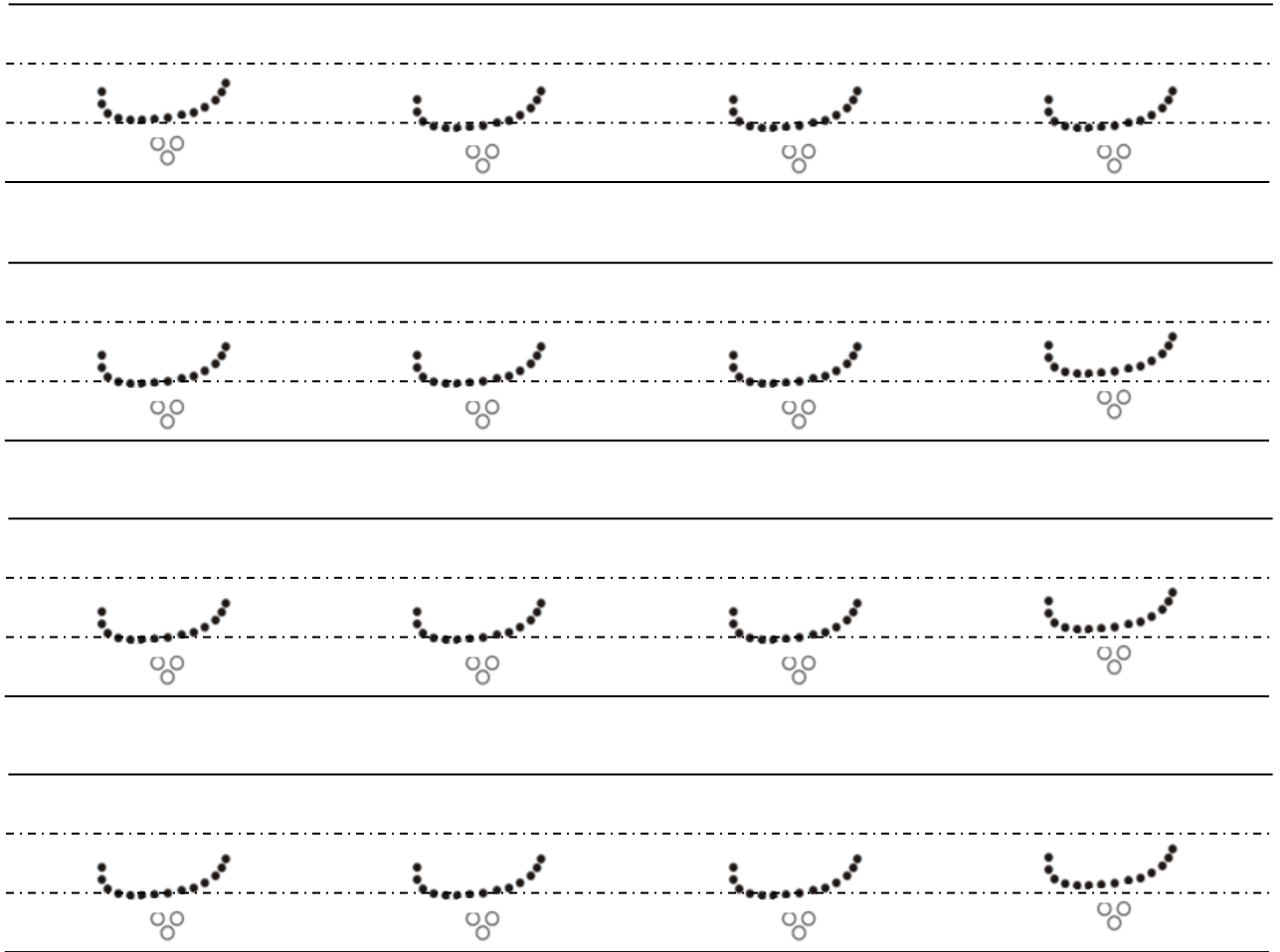


پتنگ



پانی






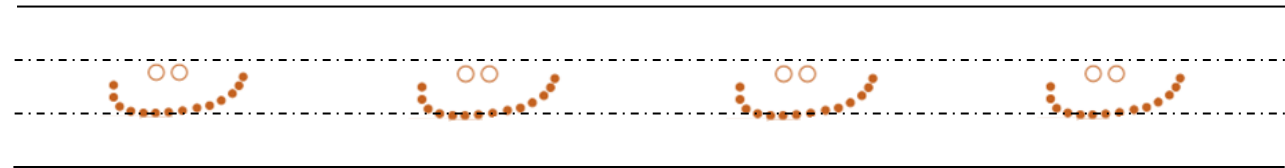
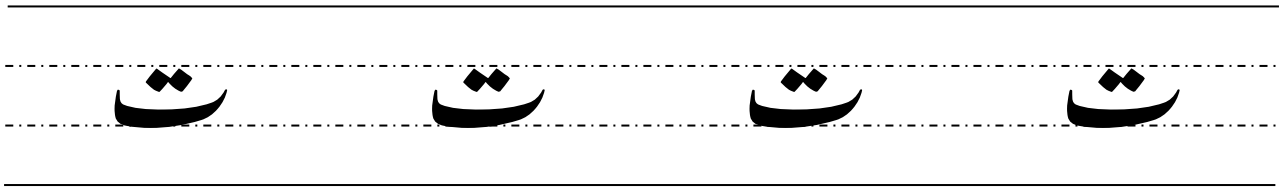
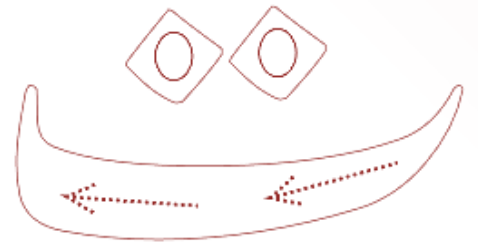
پنکھا




پتہ



تنتلی





تربوز

Handwriting practice section with four rows of dotted watermelon slices on lined paper for tracing.






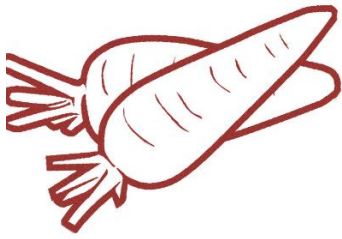
تالا



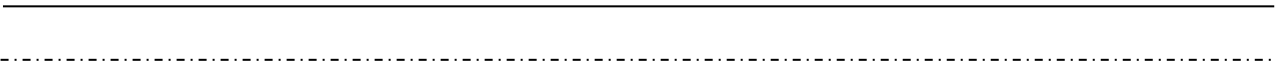
تارا

تصاویر ملائیں





ٹوپی

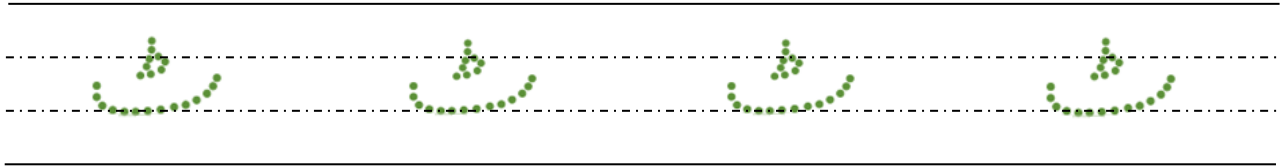


ب

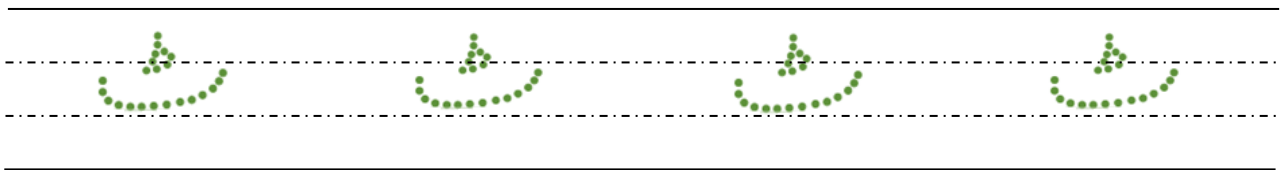
ب

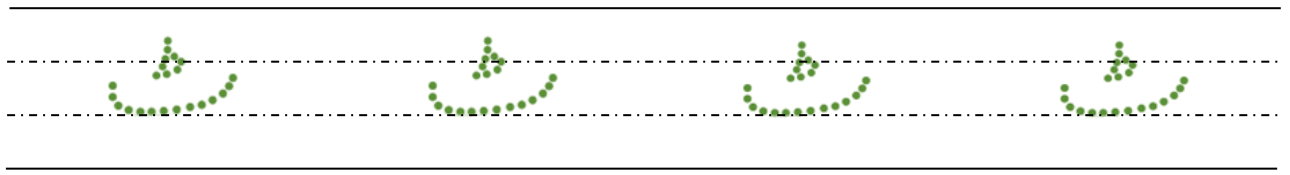
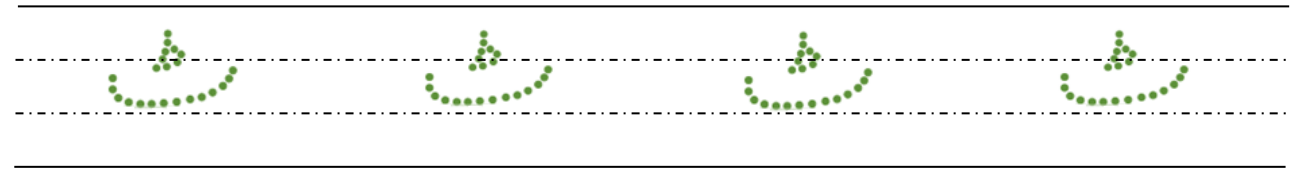
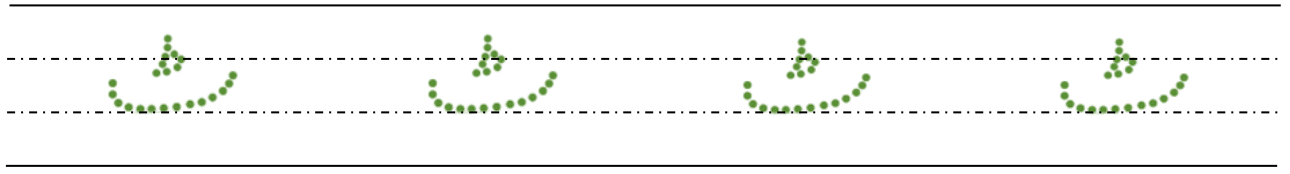
ب

ب



ٹماٹر

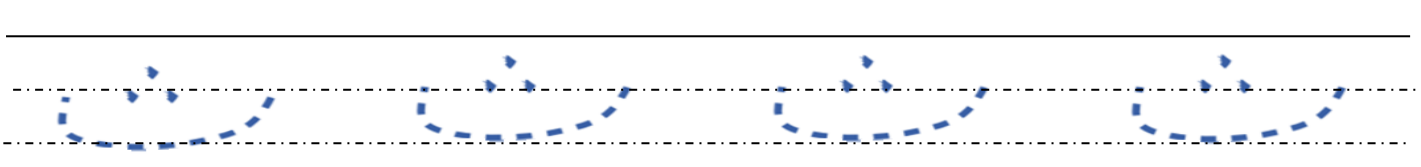
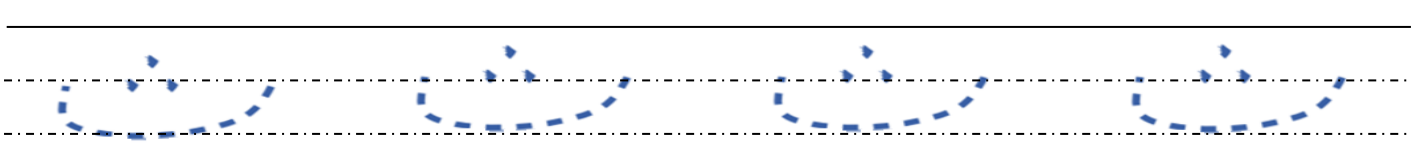
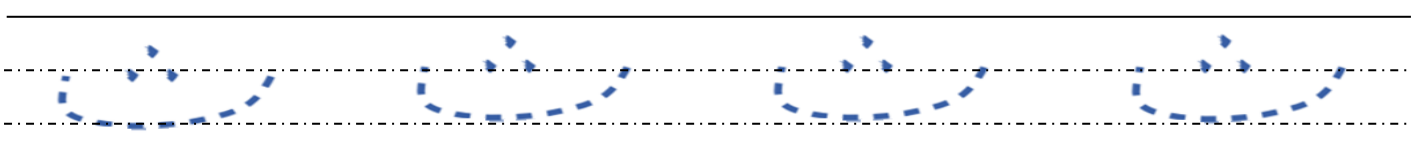
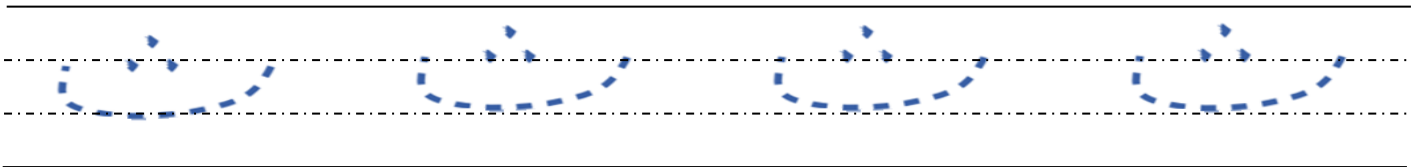
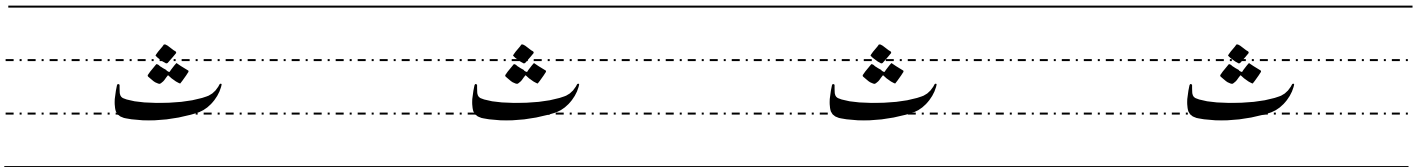





ٹوکری



ٹیلی فون

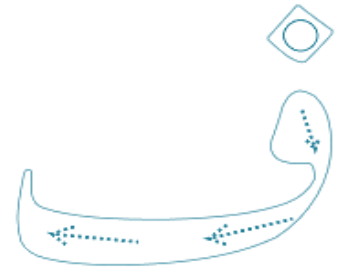


Handwriting practice section consisting of four rows of three-lined guides (top solid, middle dashed, bottom solid). Each row contains four dashed blue outlines of the Urdu letter 'نور' (Noor) for tracing.





فُٹ بال





ف ف ف ف

ف ف ف ف

ف ف ف ف

ف ف ف ف

ف ف ف ف



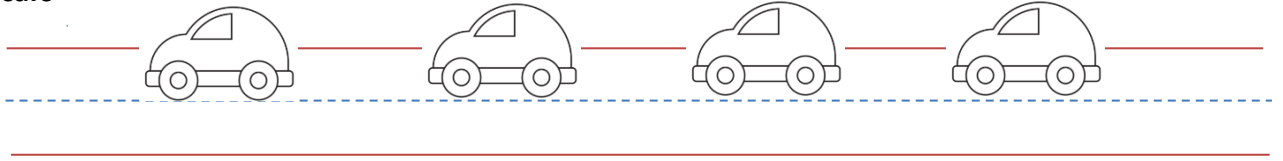
فوارا



فوجی

Annex Numbers: Color as per the below-given numbers

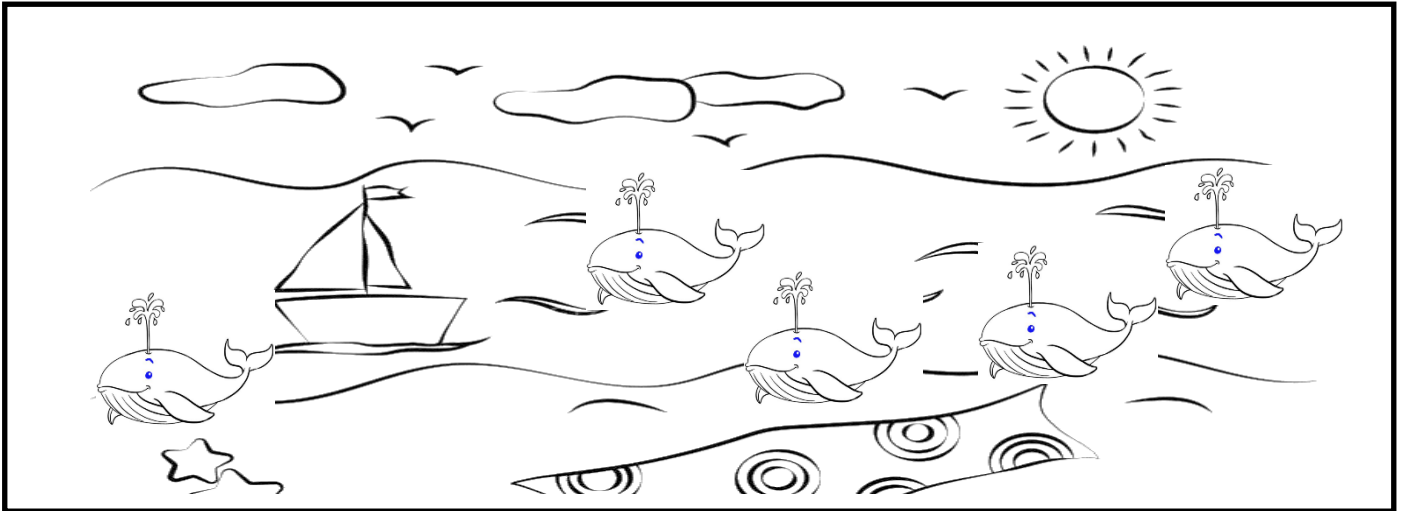
2 Green cars



3 Red tomatoes




4 Blue fishes



5 Yellow Mangos on any 1 tree








Count and write 1, 2, 3, 4 or 5



Count and write 6, 7, 8 or 9

Count 2, 3, 4, 5, and color the math shapes.

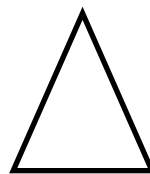








Five



Four

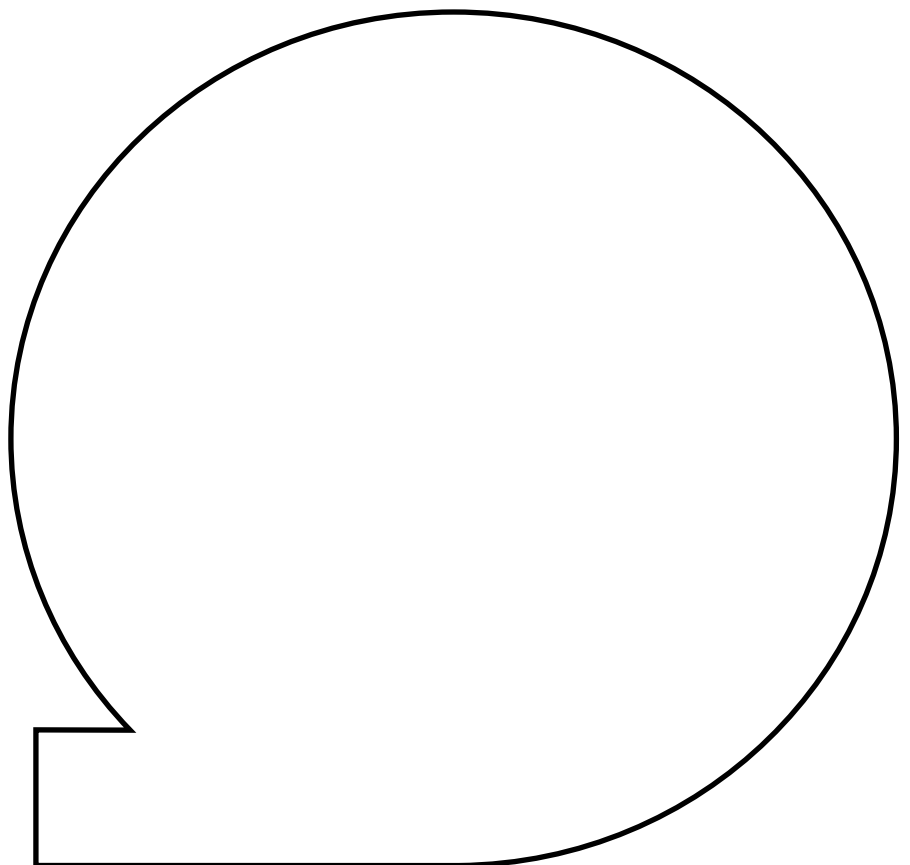




Two




Three


Draw 1 or 2 more. How many now?



Draw given object



5



7

