


Lineryg TR

Terminal Blocks



Introduction 4

Screw terminal blocks 15

Spring terminal blocks 43

Push-in terminal blocks 63


Hybrid terminal blocks 75

Accessories 79

Index of references 95

Screw technology terminal blocks

BP502173



Terminal block type **NSYTRV**

Presentation

NSYTRV screw technology terminal blocks are components that are well established throughout the world and are suitable for the vast majority of connection applications, due to their wide range of functions and connection possibilities.

NSYTRV terminal blocks ensure quality, safety and the operational availability of equipment. In addition to these advantages, they optimise the setting up and operation of installations, due to their simplicity and integrated functions.

Material properties

All metal parts of the screw terminal blocks (screw, cage and bar) are made of high grade, non corrosive copper alloys. This eliminates the risk of rusting and associated consequences, such as unreliable electrical contacts and/or jammed screws.

The good electrical conductivity insures a low temperature rise.

The surface of the metal parts is protected by a lead free, galvanic nickel or tin plating.

The insulating housings of the **NSYTRV** terminal blocks are made of halogen free and UV resistant Polyamide 6.6. This type of plastic has a high impact strength and is flexible even at low temperatures.

Further advantages are the good tropical and termite resistance, high chemical resistance and the excellent aging characteristics. Polyamide 6.6 is certified for inflammability class V0 in accordance with UL 94 and can be used at operating temperatures between -60°C and +130°C.

Connection functions

- Passthrough
- Protective earth
- Double deck and Multi-pole
- Blade disconnect type
- Disconnect (removable carrier), for diode, resistor or cylindrical fuse
- Fused disconnect
- Miniature passthrough
- Passthrough with Telequick universal foot
- For neutral conductors
- Lug-lug type
- Lug-clamp type

Mounting accessories

The **NSYTRV** terminal blocks have a uniform range of accessories for all connection technologies. Bridging, labelling and test accessories are standardized and reduce your logistics costs.

In addition, all the terminal blocks of the range can be freely combined with each other using the double bridge shaft.

PE502406




Principle of screw connection

PE502407



Spring technology terminal blocks

PB502143



Terminal block type **NSYTRR**

Presentation

Spring technology is a type of connection that requires no maintenance and ensures the separation of mechanical and electrical functions.

NSYTRR spring terminals significantly reduce wiring time and eliminate the need for regular re-tightening. This technology allows not only the connection of flexible conductors with or without cable ends, but also of solid conductors with a nominal c.s.a. from 0.13 mm² to 25 mm². **NSYTRR** terminal blocks ensure quality, safety and the operational availability of equipment. In addition to these advantages, they optimise the setting up and operation of installations, due to their simplicity and integrated functions.

Material properties

All metal parts of the spring-cage terminal blocks are made of non corrosive materials. The current carrying metals are high grade copper alloys.

The good electrical conductivity insures a low temperature rise.

The contact force for the spring-cage connection is applied by a spring element made of high strength chromium-nickel spring steel. The surface of the metal parts is protected by a lead free, galvanic nickel or tin plating.

The insulating housings of the **NSYTRR** terminal blocks are made of halogen free and UV resistant Polyamide 6.6 certified for inflammability class V0 in accordance with UL 94. They can be used at operating temperatures between -60°C and +130°C.

Connection functions

Spring technology terminal blocks are simple and fast to install. A flat screwdriver is used to open the connection point, allowing the conductor to be inserted into the cage.

As soon as the screwdriver is pulled out, the contact is automatically made by spring pressure. The contact force, which is independent to the user, creates a shakeproof and steadfast long-term connection.

- Passthrough
- Protective earth
- Double deck and Multi-pole
- Blade disconnect type
- Disconnect (removable carrier), for diode, resistor or cylindrical fuse
- Miniature passthrough

Mounting accessories

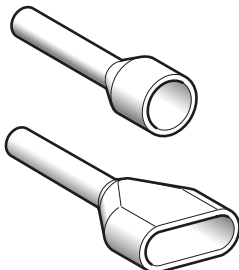
The **NSYTR** terminal blocks have a uniform range of accessories for all connection technologies. Bridging, labelling and test accessories are standardized and reduce your logistics costs. In addition, all the terminal blocks of the range can be freely combined with each other using the double bridge shaft.

PB502408



Principle of spring connection

PB502302



AZ5 and DZ5 cable ends

See pages 86




For better contact between the conductor and the current bar, use a cable end (ferrule) for all stranded or flexible wires.

50%
faster installation

Push-in technology terminal blocks

PB502082



Terminal block type **NSYTRP**

PB502409



Principle of push-in
connection

Presentation

The new **NSYTRP** push-in terminal blocks use the most cost effective connection technique on the market. This technique drastically reduces wiring time and eliminates the need for regular re-tightening.

The insertion force of the **NSYTRP** push-in terminal blocks is up to 50% lower*.

This allows easy and direct insertion of solid conductors or flexible conductors with cable ends (ferrules) from 0.34 mm² to 6 mm².

Material properties

All metal parts of the push-in terminal blocks are made of non corrosive materials.

The current carrying metals are high grade copper alloys.

The good electrical conductivity insures a low temperature rise.

The contact force for the push-in connection is applied by a leg spring made of high strength chromium-nickel spring steel.

The insulating housings of the **NSYTRP** terminal blocks are made of halogen free and UV resistant Polyamide 6.6 certified for inflammability class V0 in accordance with UL 94.

They can be used at operating temperatures between -60°C and +130°C.

Connection functions

The push-in terminal blocks are made for direct conductor connection. This means that solid conductors or conductors with cable ends can be directly inserted into the terminal block without tools.

The special spring contour allows easy insertion of conductors from 0.34 mm² to 6mm² c.s.a. Smaller cross-section conductors can be connected by actuating the green button before insertion for 0.14mm² and up.

The contact force, which is independent to the user, creates a shakeproof and steadfast long-term connection.

- Passthrough
- Protective earth
- Double deck and Multi-pole
- Blade disconnect type
- Disconnect (removable carrier), for diode, resistor or cylindrical fuse

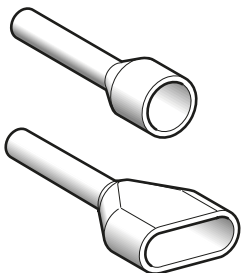
Mounting accessories

The **NSYTR** terminal blocks have a uniform range of accessories for all connection technologies.

Bridging, labelling and test accessories are standardized and reduce your logistics costs.

In addition, all the terminal blocks of the range can be freely combined with each other using the double bridge shaft.

PB502362



AZ5 and DZ5 cable ends

See pages 86



For better contact between the conductor and the current bar, use a cable end (ferrule) for all stranded or flexible wires.


*50% lower if compared with other direct insertion terminal blocks from the market.

~~Screw technology~~ terminal blocks




Snap-on PE foot

Earth terminal blocks are simply snapped onto the DIN rail to make contact. This mechanically and electrically efficient connection meets all the requirements of standard IEC 60947-7-2.




Flexible plug-in bridge system

The **NSYTRAL*** plug-in bridges allow potential distribution to be implemented quickly. All terminals have two bridge shafts to make flexible chain bridging, step bridging or bridging between non adjacent terminal blocks possible. The reducing bridge permits simple connection of terminal blocks with different nominal cross-sections, (e.g. an **NSYTRV102** terminal with an **NSYTRV22** terminal). This way the power distribution terminal blocks can be quickly setup.



Vertical bridge





The **NSYTRALV24R** vertical bridge offers the option of connecting both levels of the standard double level **NSYTRR24D** and **NSYTRR44D** terminal blocks.



Miniature terminal blocks with maximum usage

Due to its space saving design, mini spring-cage terminal blocks are ideal for wiring in extremely restricted spaces. The generous connection space enables fast wiring of stranded and solid conductors. They can be mounted on NS 15 DIN rail or directly mounted using screw flange or engagement pins.

General characteristics Terminal blocks

Technology		Spring	Screw	Push-in		
	Type	NSYTR●●	NSYTRV●●	NSYTRP●●		
Component materials	Insulating case	Polyamide 6.6				
	Connector and screw	High grade copper alloys				
	Commoning link	High grade copper alloys				
	Sprint element	Chromium-nickel spring steel				
Electrical and thermal characteristics of insulating case (polyamide 6.6)						
Dielectric strength	Conforming to VDE 0303-T21 and IEC 60243-1	kV/mm	80/65			
Dielectric loss Tan coefficient at 1 MHz	Conforming to VDE 0303-T4 and IEC 60250		0.01			
Dielectric constant at 1 MKz			3.7			
Resistivity	Conforming to VDE 0303-T30 and IEC 60093	Ω.cm	10 ¹²			
Surface resistance	Conforming to VDE 0303-T30 and IEC 60093	Ω	10 ¹²			
Creep resistance	Conforming to VDE 0303-T30 and IEC 60093	CTI (kB)	500 (>400)			
Ambient air temperature around the device	Conforming to VDE 0304-T21 and IEC 60216-1	°C	Operation: -40...+130			
Inflammability class	Conforming to UL 94	Class/mm thickness	V-0/0.8			
Mounting rail characteristics						
Mounting rail type						
Dimensions Width x depth x thickness	mm	35 x 7.5 x 1	35 x 15 x 1.5	35 x 15 x 1	35 x 15 x 1.5	35 x 16 x 1.8
Material		Steel	Steel	Steel	Steel	Steel
Equivalent c.s.a. in copper	mm ²	16	25	25	35	70
Short-circuit current withstand	kA	1.92	3	3	4.2	8.4

Nominal c.s.a. and maximum currents of copper conductors⁽¹⁾

Spring technology, screw technology, push-in technology				
ISO metric size	Size	Size	Diameter	Current
mm ²	AWG	kcmil	mm	A
0.5	20	–	1.02	–
0.75	18	–	1.28	–
1	–	–	–	15
1.5	16	–	1.6	19.5
2.5	14	–	2.08	26
4	12	–	2.7	35
6	10	–	3.09	46
10	8	–	3.36	63
16	6	–	4.32	89
25	4	–	5.73	112
35	2	–	7.26	138
50	(1/0)0	–	12.08	168
70	(2/0)00	–	13.54	213
95	(3/0)000	–	15.33	258
–	(4/0)0000	–	17.22	–
120	–	250	19.01	299
150	–	300	20.48	344
185	–	350	22.05	392
240	–	500	26.57	461
300	–	600	30.03	500

(1) Conforming to DIN VDE 0611 part 1/11.77.

Certification



References	UL	CSA	VDE	ATEX	IECEX	GL	LR	DNV	GOST
NSYTRV22*	■	■	■	■	■	■	■	■	●
NSYTRV22PE	■	■	■	■	■	■	■	■	●
NSYTRV24D*	■	■	-	■	■	■	■	■	●
NSYTRV24DPE	■	■	-	■	■	■	■	■	●
NSYTRV26T	■	■	-	-	-	-	-	-	●
NSYTRV42*	■	■	■	■	■	■	■	■	●
NSYTRV42PE	■	■	■	■	■	■	■	■	●
NSYTRV43*	■	■	-	■	■	■	●	●	●
NSYTRV43PE	■	■	-	■	■	■	●	●	●
NSYTRV44*	■	■	-	■	■	■	●	●	●
NSYTRV44PE	■	■	-	■	■	■	●	●	●
NSYTRV44D*	■	■	-	■	■	■	■	■	●
NSYTRV44DPE	■	■	-	■	■	■	■	■	●
NSYTRV62*	■	■	■	■	■	■	■	■	●
NSYTRV62PE	■	■	■	■	■	■	■	■	●
NSYTRV102*	■	■	■	■	■	■	■	■	●
NSYTRV102PE	■	■	■	■	■	■	■	■	●
NSYTRV162*	■	■	■	■	■	■	■	■	●
NSYTRV162PE	■	■	■	■	■	■	■	■	●
NSYTRV352*	■	■	■	■	■	■	-	-	●
NSYTRV352PE	■	■	■	■	■	■	-	-	●
NSYTRV502*	■	■	●	■	■	■	■	■	●
NSYTRV502PE	■	●	-	■	■	■	■	■	●
NSYTRV702	■	■	●	●	●	●	●	●	●
NSYTRV952BB	■	■	-	-	-	■	-	-	●
NSYTRV952BC	■	■	-	-	-	■	-	-	●
NSYTRV1502BB	■	■	-	-	-	●	-	-	●
NSYTRV42SC	■	■	-	-	-	-	-	-	●
NSYTRV42ST*	■	■	-	-	-	-	-	-	●
NSYTRV42SCD	■	■	-	-	-	-	-	-	●
NSYTRV42TB	■	■	-	-	-	-	-	-	●
NSYTRV162SF	■	■	-	-	-	-	■	●	●
NSYTRV42SF5	■	■	-	-	-	-	-	-	●
NSYTRV42SF5LD	■	■	-	-	-	-	-	-	●
NSYTRV42SF5LA	■	■	-	-	-	-	-	-	●
NSYTRV42SF6	■	■	-	-	-	-	-	-	●
NSYTRV42SF6LD	■	■	-	-	-	-	-	-	●
NSYTRV42SF6LA	■	■	-	-	-	-	-	-	●
NSYTRV62TT	■	■	-	-	-	-	-	-	●
NSYTRV62TTD	■	■	-	-	-	-	-	-	●
NSYTRV62TTPE	■	■	-	-	-	-	-	-	●
NSYTRV42NE	-	-	-	-	-	-	-	-	●
NSYTRV62NE	-	-	-	-	-	-	-	-	●
NSYTRV22M*	●	●	●	●	●	-	-	-	●
NSYTRV22MPE	●	●	●	●	●	-	-	-	●
NSYTRV42M*	●	●	●	●	●	-	-	-	●
NSYTRV42MPE	●	●	●	●	●	-	-	-	●
NSYTRR22*	■	■	●	■	■	■	■	■	●
NSYTRR22PE	■	■	●	■	■	■	■	■	●
NSYTRR23*	■	■	●	■	■	■	■	■	●
NSYTRR23PE	■	■	●	■	■	■	■	■	●
NSYTRR24*	■	■	●	■	■	■	■	■	●
NSYTRR24PE	■	■	●	■	■	■	■	■	●
NSYTRR24D*	■	■	●	●	●	■	■	■	●
NSYTRR24DPE	■	■	●	●	●	■	■	■	●

■ Certified product
● Certification pending

*The same certifications apply for any of the colour variants of this terminal block, added as a suffix: AR; BK; BL; GN; RD; WH

Certification



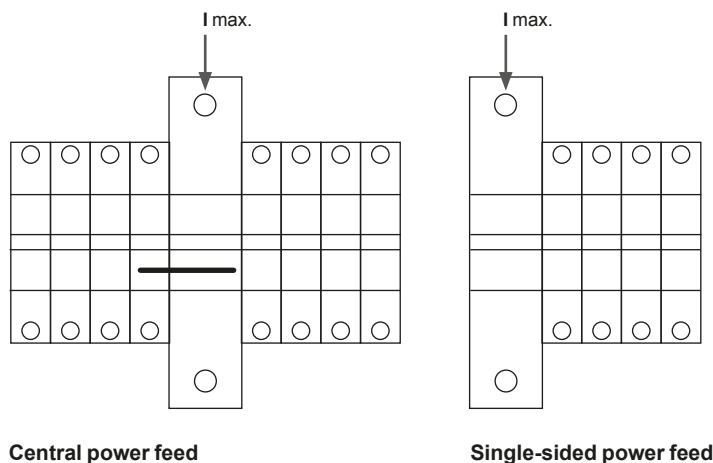
References	UL	CSA	VDE	ATEX	IECEX	GL	LR	DNV	GOST
NSYTRR26T*	■	■	●	-	-	●	●	-	●
NSYTRR42*	■	■	●	■	■	■	■	■	●
NSYTRR42PE	■	■	●	■	■	■	■	■	●
NSYTRR43*	■	■	●	■	■	■	■	■	●
NSYTRR43PE	■	■	●	■	■	■	■	■	●
NSYTRR44*	■	■	●	■	■	■	■	■	●
NSYTRR44PE	■	■	●	■	■	■	■	■	●
NSYTRR44D*	■	●	●	●	●	■	■	■	●
NSYTRR44DPE	■	■	●	●	●	■	■	■	●
NSYTRR62*	■	■	●	■	■	■	■	■	●
NSYTRR62PE	■	■	●	■	■	■	■	■	●
NSYTRR102*	■	■	●	■	■	■	■	■	●
NSYTRR102PE	■	■	●	■	■	■	■	■	●
NSYTRR162*	■	■	●	■	■	■	■	■	●
NSYTRR162PE	■	■	●	■	■	■	■	■	●
NSYTRR63	■	■	●	■	■	■	■	■	●
NSYTRR22SC*	■	■	-	-	-	-	-	-	●
NSYTRR23SC*	■	■	-	-	-	-	-	-	●
NSYTRR24SCD	■	■	-	-	-	-	-	-	●
NSYTRR22TB	■	■	-	-	-	-	-	-	●
NSYTRR23TB	■	■	-	-	-	-	-	-	●
NSYTRR22M*	■	■	●	●	●	-	-	-	●
NSYTRR22MPE	■	■	●	●	●	-	-	-	●
NSYTRR24M*	■	■	●	●	●	-	-	-	●
NSYTRR24MFF	■	■	●	●	●	-	-	-	●
NSYTRR22MF*	■	■	●	●	●	-	-	-	●
NSYTRR22MFF	■	■	●	●	●	-	-	-	●
NSYTRR24MF*	■	■	●	●	●	-	-	-	●
NSYTRR22MP*	■	■	●	●	●	-	-	-	●
NSYTRR24MP*	■	■	●	●	●	-	-	-	●
NSYTRP22*	■	■	■	■	■	■	■	●	●
NSYTRP22PE	■	■	■	■	■	■	■	●	●
NSYTRP23*	■	■	■	■	■	■	■	●	●
NSYTRP23PE	■	■	■	■	■	■	■	●	●
NSYTRP24*	■	■	■	■	■	■	■	●	●
NSYTRP24PE	■	■	■	■	■	■	■	●	●
NSYTRP24D*	■	■	■	-	-	■	■	●	●
NSYTRP24DPE	■	■	■	-	-	■	■	●	●
NSYTRP42*	■	■	●	■	■	■	■	●	●
NSYTRP42PE	■	■	●	■	■	■	■	●	●
NSYTRP43*	■	■	●	■	■	■	■	●	●
NSYTRP43PE	■	■	●	■	■	■	■	●	●
NSYTRP44*	■	■	●	■	■	■	■	●	●
NSYTRP44PE	■	■	●	■	■	■	■	●	●
NSYTRP22SC	■	■	●	-	-	■	■	-	●
NSYTRP23SC	■	■	●	-	-	■	■	-	●
NSYTRP24SC	■	■	●	-	-	■	■	-	●
NSYTRP22TB	■	■	●	-	-	■	■	-	●
NSYTRP42TB	■	■	●	-	-	■	■	-	●
NSYTRH12	■	■	-	■	■	-	-	-	●
NSYTRH12PE	■	●	-	■	■	-	-	-	●
NSYTRH13	■	●	-	■	■	-	-	-	●
NSYTRH22	■	■	-	■	■	-	-	-	●

■ Certified product
● Certification pending

*The same certifications apply for any of the colour variants of this terminal block, added as a suffix: AR; BK; BL; GN; RD; WH

Reduction bridging with NSYTRV screw terminal blocks

Supply		Pick-off		Single-side supply	Central supply	
Terminal block	Cross-section (mm ²)	Terminal block	Cross-section (mm ²)	I _{max} [A]	I _{max} [A]	Step-down bridge
NSYTRV42	4	NSYTRV22	2.5	24	24	NSYTRAL22
		NSYTRV62	6	NSYTRV22	2.5	40
NSYTRV42	4	45		56		
NSYTRR22	2.5	40		56	NSYTRALV62	
NSYTRR42	4	45		56		
NSYTRP22	2.5	40		56		
NSYTRH12	1.5	35		56		
NSYTRH22	2.5	40		56		
NSYTRV102	10	NSYTRV22		2.5	40	65
NSYTRV42		4	45	65		
NSYTRR22		2.5	40	65	NSYTRALV102	
NSYTRR42		4	45	65		
NSYTRP22		2.5	40	65		
NSYTRH12		1.5	35	65		
NSYTRH22		2.5	40	65		
NSYTRV162	16	NSYTRV22	2.5	40	80	NSYTRALV162
		NSYTRV42	4	45	90	
		NSYTRR22	2.5	40	80	NSYTRALV162
		NSYTRR42	4	45	90	
		NSYTRP22	2.5	40	80	
		NSYTRH12	1.5	35	70	
		NSYTRH22	2.5	40	80	
NSYTRV352	35	NSYTRV22	2.5	40	80	NSYTRALV352
		NSYTRV42	4	45	90	
		NSYTRR22	2.5	40	80	NSYTRALV352
		NSYTRR42	4	45	90	
		NSYTRP22	2.5	40	80	
		NSYTRH12	1.5	35	70	
		NSYTRH22	2.5	40	80	



















Reducing bridges enable the simple connection of standard terminal blocks of the Lineryg TR range to different nominal cross-sections and connection technologies. Power feeds with large cross-sections can be easily distributed among several smaller output terminal blocks. The connection technologies and the connected cross-sections must be taken into consideration when selecting a suitable reducing bridge. The appropriate reducing bridge and the maximum permissible bridge current for a single-sided and central power feed can be determined using the adjacent table.

Reduction bridging with NSYTRR spring or NSYTRP push-in terminal blocks

Supply		Pick-off		Single-side supply	Central supply	
Terminal block	Cross-section (mm ²)	Terminal block	Cross-section (mm ²)	I _{max} [A]	I _{max} [A]	Step-down bridge
NSYTRR42 NSYTRP42	4	NSYTRR22	2.5	40	40	NSYTRAL22
		NSYTRP22	2.5	40	40	
		NSYTRH12	1.5	35	40	NSYTRAL42
		NSYTRH22	2.5	40	40	
NSYTRR62	6	NSYTRR22	2.5	40	56	NSYTRALR62
		NSYTRR42	4	45	56	
		NSYTRP22	2.5	40	56	NSYTRALR102
		NSYTRH12	1.5	35	56	
NSYTRR102	10	NSYTRR22	2.5	40	56	NSYTRALR102
		NSYTRR42	4	45	56	
		NSYTRP22	2.5	40	56	NSYTRALR162
		NSYTRH12	1.5	35	56	
NSYTRR162	16	NSYTRR22	2.5	40	56	NSYTRALR162
		NSYTRR42	4	45	56	
		NSYTRP22	2.5	40	56	NSYTRALR162
		NSYTRH12	1.5	35	56	
NSYTRR162	16	NSYTRH22	2.5	40	56	NSYTRALR162
		NSYTRH12	1.5	35	56	
		NSYTRP22	2.5	40	56	NSYTRALR162
		NSYTRR42	4	45	56	








		Selection guide	16
PB502081		Passthrough	20
PB502199		Lug-lug / Lug-connector	22
PB502174		Protective earth	24
PB502181		Double deck	26
PB502179		Disconnect	30
PB502208		Measuring	32
PB502221		For neutral conductors	34
PB502335		Miniature	36
PB501874		DB6	38









		Passthrough				
		Passthrough				
						
Nominal c.s.a (mm ²)		2.5	4	6	10 & 16	35 to 70
Number of poles	1 - 1 x 1	NSYTRV22	NSYTRV42	NSYTRV62	NSYTRV102 NSYTRV162	NSYTRV352 NSYTRV502 NSYTRV702
	2 - 1 x 1	-	-	-	-	-
	3 - 1 x 1	-	-	-	-	-
	5 - 1 x 1	-	-	-	-	-
	10 - 1 x 1	-	-	-	-	-
	1 - 1 x 2	-	-	-	-	-
	1 - 2 x 2	-	-	-	-	-
	With LED	-	-	-	-	-
Colours	Grey	■	■	■	■	■
	Blue	NSYTRV22BL	NSYTRV42BL	NSYTRV62BL	NSYTRV102BL NSYTRV162BL	NSYTRV352BL NSYTRV502BL NSYTRV702BL
	Green/yellow (PE)	-	-	-	-	-
	Orange	NSYTRV22AR	NSYTRV42AR	-	-	-
	Red	NSYTRV22RD	NSYTRV42RD	-	-	-
	Green	-	NSYTRV42GN	-	-	-
	White	NSYTRV22WH	NSYTRV42WH	-	-	-
	Black	-	NSYTRV42BK	-	-	-
Mounting on	35 mm 	■	■	■	■	■
	35 mm 	■	■	■	■	■
	Telequick	-	-	-	-	-
	15 mm 	-	-	-	-	-
See pages		20	20	20	21	20/22



Snap-on PE foot

Earth terminal blocks are simply snapped onto the DIN rail to make contact. This mechanically and electrically efficient connection meets all the requirements of standard IEC 60947-7-2.





	Lug-lug Lug-connector	Protective earth			
					
	95 & 150	2.5	4	6 & 10	16 to 50
	NSYTRV952BB NSYTRV952BC NSYTRV1502BB	NSYTRV22PE	NSYTRV42PE	NSYTRV62PE NSYTRV102PE	NSYTRV162PE NSYTRV352PE NSYTRV502PE
	-	-	-	-	-
	-	-	-	-	-
	-	-	-	-	-
	-	-	NSYTRV43PE NSYTRV44PE	-	-
	-	-	-	-	-
	■	-	-	-	-
	-	-	-	-	-
	-	■	■	■	■
	-	-	-	-	-
	-	-	-	-	-
	-	-	-	-	-
	-	-	-	-	-
	■	■	■	■	■
	■	■	■	■	■
	-	-	-	-	-
	-	-	-	-	-
	22/23	24	24	24/25	25

		Double deck		Disconnect		
		Multi-pole	Double deck	Blade	Fused	Removable carrier
						
Nominal c.s.a (mm²)		4	2.5 & 4	4	4 & 16	4
Number of poles	1 - 1 x 1	-	-	NSYTRV42SC NSYTRV42ST	NSYTRV42SF5 NSYTRV42SF6 NSYTRV162SF	NSYTRV42TB
	2 - 1 x 1	-	NSYTRV24D NSYTRV44D	NSYTRV42SCD	-	-
	3 - 1 x 1	-	NSYTRV26T	-	-	-
	5 - 1 x 1	-	-	-	-	-
	10 - 1 x 1	-	-	-	-	-
	1 - 1 x 2	NSYTRV43	-	-	-	-
	1 - 2 x 2	NSYTRV44	-	-	-	-
	With LED	-	-	-	NSYTRV42SF5LD NSYTRV42SF6LD	-
Colours	Grey	■	■	■	-	■
	Blue	-	-	■	-	-
	Green/yellow (PE)	NSYTRV43PE NSYTRV44PE	NSYTRV24DPE NSYTRV44DPE	-	-	-
	Orange	■	-	NSYTRV42STAR	-	-
	Red	■	-	-	-	-
	Green	-	-	-	-	-
	White	-	-	-	-	-
	Black	■	-	-	■	-
Mounting on	35 mm 	■	■	■	■	■
	35 mm 	■	■	■	■	■
	Telequick	-	-	-	-	-
	15 mm 	-	-	-	-	-
See pages		26	27	30	31	30




Flexible plug-in bridge system

The **NSYTRAL*** plug-in bridges allow potential distribution to be implemented quickly. All terminals have two bridge shafts to make flexible chain bridging, step bridging or bridging between nonadjacent terminal blocks possible. The reducing bridge permits simple connection of terminal blocks with different nominal cross-sections, (e.g. an **NSYTRV102** terminal connected to an **NSYTRV22** terminal). This way the power distribution terminal blocks can be quickly setup.

	Measuring	For neutral conductors	Miniature	DB6		
			Passthrough	With Telequick universal foot		
						
	6	4 to 10	2.5 & 4	4	6	16 & 35
	NSYTRV62TTD	NSYTRV42NE NSYTRV62NE	NSYTRV22M NSYTRV42M	-	-	DB6ED01 DB6FD01
	-	-	-	DB6CD102	DB6DD102	-
	-	-	-	-	DB6DD103	-
	-	-	-	DB6CD105	-	-
	-	-	-	DB6CD110	-	-
	-	-	-	-	-	-
	-	-	-	-	-	-
	-	-	-	-	-	-
	■	-	■	■	■	■
	-	■	NSYTRV22MBL NSYTRV42MBL	-	-	-
	NSYTRV62TTPE	-	NSYTRV22MPE NSYTRV42MPE	-	-	-
	-	-	-	-	-	-
	-	-	-	-	-	-
	-	-	-	-	-	-
	-	-	-	-	-	-
	■	■	-	■	■	■
	■	■	-	■	■	■
	-	-	-	■	■	■
	-	-	■	-	-	-
	32	34	36/37	38	39	39

Screw terminal blocks - Passthrough


PB6020R1



PB6021R6




PB6021R7




		NSYTRV22	NSYTRV42	NSYTRV62				
Nominal c.s.a.		2.5 mm ²	4 mm ²	6 mm ²				
	Type of block	Passthrough	Passthrough	Passthrough				
	Type of connection	1 pole - 1 x 1	1 pole - 1 x 1	1 pole - 1 x 1				
	Colour	Grey	Grey	Grey				
Max. electric values (U _{max} , I _{max})		1000 V, 32 A	1000 V, 41 A	1000 V, 57 A				
Dimensions (mm)								
	Length	47.7	47.7	47.7				
	Height	47.5	47.5	47.5				
	Width	5.2	6.2	8.2				
Cabling c.s.a. (mm ²)		2.5	4	6				
	Flexible cable	0.14 - 4	0.14 - 6	0.2 - 10				
	Solid cable	0.14 - 4	0.14 - 6	0.2 - 10				
Nominal electric values								
	IEC/EN 60947-7-1	1000 V, 24 A	1000 V, 32 A	1000 V, 41 A				
	UL	600 V, 20 A, 26 - 12 AWG	600 V, 30 A, 26 - 10 AWG	600 V, 50 A, 24 - 8 AWG				
	CSA	600 V, 20 A, 26 - 12 AWG	600 V, 30 A, 26 - 10 AWG	600 V, 50 A, 24 - 8 AWG				
	ATEX	690 V, 22 A	690 V, 30 A	690 V, 40 A				
Certifications		UL, CSA, VDE, ATEX, IECEx, GL, LR, DNV, GOST	UL, CSA, VDE, ATEX, IECEx, GL, LR, DNV, GOST	UL, CSA, VDE, ATEX, IECEx, GL, LR, DNV, GOST				
Terminal blocks								
	Grey	Sold in lots of 50	Unit reference NSYTRV22	Sold in lots of 50	Unit reference NSYTRV42	Sold in lots of 50	Unit reference NSYTRV62	
	Blue	50	NSYTRV22BL	50	NSYTRV42BL	50	NSYTRV62BL	
	Orange	50	NSYTRV22AR	50	NSYTRV42AR	-	-	
	Red	50	NSYTRV22RD	50	NSYTRV42RD	-	-	
	Green	-	-	-	NSYTRV42GN	-	-	
	White	50	NSYTRV22WH	50	NSYTRV42WH	-	-	
	Black	-	-	-	NSYTRV42BK	-	-	
Accessories								
End stop	Clip-on, 5.2 mm	50	NSYTRAAB35	50	NSYTRAAB35	50	NSYTRAAB35	
for 35 mm DIN rail	With screw, 9.5 mm	50	NSYTRAABV35	50	NSYTRAABV35	50	NSYTRAABV35	
End plate,	Grey	50	NSYTRAC22	50	NSYTRAC22	50	NSYTRAC22	
width 2.2 mm	Blue	50	NSYTRAC22BL	50	NSYTRAC22BL	50	NSYTRAC22BL	
Partition plate,	Grey	50	NSYTRAP22	50	NSYTRAP22	50	NSYTRAP22	
width 2 mm	Blue	50	NSYTRAP22BL	50	NSYTRAP22BL	50	NSYTRAP22BL	
Plug-in bridge	2-pole	50	NSYTRAL22	50	NSYTRAL42	10	NSYTRAL62	
Red	3-pole	50	NSYTRAL23	50	NSYTRAL43	10	NSYTRAL63	
	4-pole	50	NSYTRAL24	50	NSYTRAL44	-	-	
	5-pole	50	NSYTRAL25	50	NSYTRAL45	-	-	
	10-pole	10	NSYTRAL210	10	NSYTRAL410	10	NSYTRAL610	
	20-pole	10	NSYTRAL220	10	NSYTRAL420	-	-	
Blue	10-pole	10	NSYTRAL210BL	10	NSYTRAL410BL	10	NSYTRAL610BL	
Grey	10-pole	10	NSYTRAL210GR	10	NSYTRAL410GR	10	NSYTRAL610GR	
Step-down bridge,	Screw to screw terminal	-	-	-	-	10	NSYTRALV62	
down to 2.5/4 mm ²	Screw to spring terminal	-	-	-	-	10	NSYTRALVR62	
Vertical bridge	1-pole	-	-	-	-	-	-	
Pick-off terminal	Grey	-	-	-	-	-	-	
Test plug	Metalic part, Ø 2.3 mm	10	NSYTRAATM1	10	NSYTRAATM1	10	NSYTRAATM1	
	Insulating sleeve, red	10	NSYTRAATP1	10	NSYTRAATP1	10	NSYTRAATP1	
Test adaptor	For plug-in bridge shaft	10	NSYTRAFT	10	NSYTRAFT	10	NSYTRAFT	
Warning label	Yellow	10	NSYTRACS2	10	NSYTRACS4	10	NSYTRACS6	
Marker tag holder	For ●AB35 end stop	100	NSYTRASB4	100	NSYTRASB4	100	NSYTRASB4	
DIN rail 35 x 7.2 mm	Perforated, 2 m long	20	NSYSR200BD	20	NSYSR200BD	20	NSYSR200BD	
Marking accessories		See page 80						
General data								
	Strip length (mm)	9	9	10				
	Screw thread	M3	M3	M4				
	Torque (Nm)	0.5 - 0.6	0.6 - 0.8	1.5 - 1.8				


PE602173



PE602189



PE602190



PE602194



NSYTRV102	NSYTRV162	NSYTRV352	NSYTRV502
10 mm ²	16 mm ²	35 mm ²	50 mm ²
Passthrough	Passthrough	Passthrough	Passthrough
1 pole - 1 x 1	1 pole - 1 x 1	1 pole - 1 x 1	1 pole - 1 x 1
Grey	Grey	Grey	Grey
1000 V, 76 A	1000 V, 101 A	1000 V, 125 A	1000 V, 150 A

47.7	55.5	60.2	70.5
47.5	55	65.7	83.5
10.2	12.2	16	20
10	16	35	50
0.5 - 16	1.5 - 25	1.5 - 50	25 - 70
0.5 - 16	1.5 - 25	1.5 - 50	16 - 70

1000 V, 57 A	1000 V, 76 A	1000 V, 125 A	1000 V, 150 A
600 V, 65 A, 20 - 6 AWG	600 V, 85 A, 16 - 4 AWG	600 V, 150 A, 14 - 1/0 AWG	600 V, 150 A, 6 - 1/0 AWG
600 V, 65 A, 20 - 6 AWG	600 V, 85 A, 16 - 4 AWG	600 V, 150 A, 14 - 1/0 AWG	600 V, 150 A, 6 - 1/0 AWG
690 V, 54 A	690 V, 73 A	690 V, 126 A	690 V, 137 A
UL, CSA, VDE, ATEX, IECEx, GL, LR, DNV, GOST	UL, CSA, VDE, ATEX, IECEx, GL, LR, DNV, GOST	UL, CSA, VDE, ATEX, IECEx, GL, GOST	UL, CSA, VDE, ATEX, IECEx, GL, LR, DNV, GOST


Sold in lots of	Unit reference	Sold in lots of	Unit reference	Sold in lots of	Unit reference	Sold in lots of	Unit reference
50	NSYTRV102	50	NSYTRV162	50	NSYTRV352	10	NSYTRV502
50	NSYTRV102BL	50	NSYTRV162BL	50	NSYTRV352BL	10	NSYTRV502BL
-	-	-	-	-	-	-	-
-	-	-	-	-	-	-	-
-	-	-	-	-	-	-	-
-	-	-	-	-	-	-	-
-	-	-	-	-	-	-	-

50	NSYTRAAB35	50	NSYTRAAB35	50	NSYTRAAB35	50	NSYTRAAB35
50	NSYTRAABV35	50	NSYTRAABV35	50	NSYTRAABV35	50	NSYTRAABV35
50	NSYTRAC22	50	NSYTRAC162	-	Included	-	Included
50	NSYTRAC22BL	-	-	-	-	-	-
50	NSYTRAP22	-	-	-	-	-	-
50	NSYTRAP22BL	-	-	-	-	-	-
10	NSYTRAL102	10	NSYTRAL162	10	NSYTRAL352	10	NSYTRAL502 *
-	-	-	-	-	-	10	NSYTRAL503 *
-	-	-	-	-	-	-	-
-	-	-	-	-	-	-	-
-	-	-	-	-	-	-	-
-	-	-	-	-	-	-	-
-	-	-	-	-	-	-	-
-	-	-	-	-	-	-	-
10	NSYTRALV102	10	NSYTRALV162	10	NSYTRALV352	-	-
10	NSYTRALVR102	10	NSYTRALVR162	10	NSYTRALVR352	-	-
-	-	-	-	-	-	-	-
-	-	10	NSYTRAPT16	10	NSYTRAPT35	-	-
10	NSYTRAATM1	10	NSYTRAATM1	10	NSYTRAATM1	10	NSYTRAATM1
10	NSYTRAATP1	10	NSYTRAATP1	10	NSYTRAATP1	10	NSYTRAATP1
10	NSYTRAFT	10	NSYTRAFT	10	NSYTRAFT	-	-
10	NSYTRACS10	10	NSYTRACS10	10	NSYTRACS10	10	NSYTRACS10
100	NSYTRASB4	100	NSYTRASB4	100	NSYTRASB4	100	NSYTRASB4
20	NSYS DR200BD	20	NSYS DR200BD	20	NSYS DR200BD	20	NSYS DR200BD

10	14	18	24
M4	M5	M6	M6
1.5 - 1.8	2.5 - 3	3.2 - 3.7	6 - 8


*Screw bridge

Screw terminal blocks - High current



		NSYTRV702	NSYTRV952BB		
Nominal c.s.a.		70 mm ²	95 mm ²		
	Type of block	Passthrough	Passthrough - lug to lug		
	Type of connection	1 pole - 1 x 1	1 pole - 1 x 1		
	Color	Grey	Grey		
Max. electric values		1000 V, 192 A	1000 V, 232 A		
Dimensions (mm)					
	Length	70.5	110		
	Height	87.5	56		
	Width	20.3	40		
Cabling c.s.a. (mm ²)		70	95		
	Flexible cable	25 - 70	35 - 95		
	Solid cable	16 - 95	25 - 95		
Nominal electric values					
	IEC/EN 60947-7-1	1000 V, 192 A	1000 V, 232 A		
	UL	600 V, 192 A, 4 - 3/0 AWG	600 V, 230 A, 2 - 4/0 AWG		
	CSA	600 V, 192 A, 4 - 3/0 AWG	600 V, 230 A, 2 - 4/0 AWG		
	ATEX Ⓢ	-	-		
Certifications		UL, CSA, VDE, GL, LR, DNV, GOST	UL, CSA, GL, GOST		
Terminal blocks					
	Grey	Sold in lots of	Unit reference	Sold in lots of	Unit reference
	Blue	10	NSYTRV702	10	NSYTRV952BB
		-	-	-	-
Accessories					
End stop	Clip-on, 5.2 mm	50	NSYTRAAB35	50	NSYTRAAB35
for 35 mm DIN rail	With screw, 9.5 mm	50	NSYTRAABV35	50	NSYTRAABV35
End plate	Grey	-	Included	-	-
Partition plate	Grey	-	-	10	NSYTRAC952
Screw bridge	2-pole	10	NSYTRAL702	10	NSYTRAL952
	3-pole	-	-	-	-
Test plug	Metalic part, Ø 2.3 mm	10	NSYTRAATM1	10	NSYTRAATM1
	Insulating sleeve, red	10	NSYTRAATP1	10	NSYTRAATP1
Test adaptor	For plug-in bridge shaft	-	-	-	-
Cover	Grey	-	-	10	NSYTRACP1
Marker tag holder	For ●AB35 end stop	100	NSYTRASB4	100	NSYTRASB4
DIN rail 35 x 7.2 mm	Perforated, 2 m long	20	NSYS DR200BD	20	NSYS DR200BD
Marking accessories		See page 80			
General data					
	Strip length (mm)	24		29	
	Screw thread	M8		M12	
	Torque (Nm)	08 - 10		25 - 30	

PB602953




PB60260




NSYTRV952BC		NSYTRV1502BB	
95 mm ²		150 mm ²	
Passthrough - lug to connector		Passthrough - lug to lug	
1 pole - 1 x 1		1 pole - 1 x 1	
Grey		Grey	
1000 V, 232 A		1000 V, 309 A	
114		119	
86		100	
40		46	
95		150	
35 - 95		50 - 150	
25 - 95		35 - 150	
1000 V, 232 A		1000 V, 309 A	
600 V, 230 A, 2 - 4/0 AWG		600 V, 285 A, 2 - 300 AWG/kcmil	
600 V, 230 A, 2 - 4/0 AWG		600 V, 285 A, 2 - 300 AWG/kcmil	
-		-	
UL, CSA, GL, GOST		UL, CSA, GL	
Sold in lots of	Unit reference	Sold in lots of	Unit reference
10	NSYTRV952BC	10	NSYTRV1502BB
-	-	-	-
50	NSYTRAAB35	50	NSYTRAAB35
50	NSYTRAABV35	50	NSYTRAABV35
-	-	-	-
10	NSYTRAC952	10	NSYTRAC952
10	NSYTRAL952	10	NSYTRAL1502
-	-	-	-
10	NSYTRAATM1	10	NSYTRAATM1
10	NSYTRAATP1	10	NSYTRAATP1
-	-	-	-
10	NSYTRACP1	10	NSYTRACP2
100	NSYTRASB4	100	NSYTRASB4
20	NSYSDR200BD	20	NSYSDR200BD
29		29	
M8 / M12		M12	
15 - 20 / 25 - 30		25 - 30	

Screw terminal blocks - Protective earth


PB602174




PB602176



PB602175




		NSYTRV22PE	NSYTRV42PE	NSYTRV62PE			
Nominal c.s.a.		2.5 mm ²	4 mm ²	6 mm ²			
	Type of block	Protective earth	Protective earth	Protective earth			
	Type of connection	1 pole - 1 x 1	1 pole - 1 x 1	1 pole - 1 x 1			
	Colour	Green/Yellow	Green/Yellow	Green/Yellow			
Max. electric values		-	-	-			
Dimensions (mm)							
	Length	47.7	47.7	47.7			
	Height	47.5	47.5	47.5			
	Width	5.2	6.2	8.2			
Cabling c.s.a. (mm ²)		2.5	4	6			
	Flexible cable	0.14 - 4	0.14 - 6	0.2 - 10			
	Solid cable	0.14 - 4	0.14 - 6	0.2 - 10			
Nominal electric values							
	IEC/EN 60947-7-1	-	-	-			
	UL	26 - 12 AWG	26 - 10 AWG	24 - 8 AWG			
	CSA	26 - 12 AWG	26 - 10 AWG	24 - 8 AWG			
	ATEX	-	-	-			
Certifications		UL, CSA, VDE, ATEX, IECEx, GL, LR; DNV, GOST	UL, CSA, VDE, ATEX, IECEx, GL, LR, DNV, GOST	UL, CSA, VDE, ATEX, IECEx, GL, LR, DNV, GOST			
Terminal blocks							
	Green/Yellow	Sold in lots of 50	Unit reference NSYTRV22PE	Sold in lots of 50	Unit reference NSYTRV42PE	Sold in lots of 50	Unit reference NSYTRV62PE
Accessories							
End stop for 35 mm DIN rail	Clip-on, 5.2 mm	50	NSYTRAAB35	50	NSYTRAAB35	50	NSYTRAAB35
	With screw, 9.5 mm	50	NSYTRAABV35	50	NSYTRAABV35	50	NSYTRAABV35
End plate, width 2.2 mm	Grey	50	NSYTRAC22	50	NSYTRAC22	50	NSYTRAC22
	Blue	50	NSYTRAC22BL	50	NSYTRAC22BL	50	NSYTRAC22BL
Partition plate, width 2 mm	Grey	50	NSYTRAP22	50	NSYTRAP22	50	NSYTRAP22
	Blue	50	NSYTRAP22BL	50	NSYTRAP22BL	50	NSYTRAP22BL
Plug-in bridge Red	2-pole	50	NSYTRAL22	50	NSYTRAL42	10	NSYTRAL62
	3-pole	50	NSYTRAL23	50	NSYTRAL43	10	NSYTRAL63
	4-pole	50	NSYTRAL24	50	NSYTRAL44	-	-
	5-pole	50	NSYTRAL25	50	NSYTRAL45	-	-
	10-pole	10	NSYTRAL210	10	NSYTRAL410	10	NSYTRAL610
	20-pole	10	NSYTRAL220	10	NSYTRAL420	-	-
Test plug	Metalic part, Ø 2.3 mm	10	NSYTRAATM1	10	NSYTRAATM1	10	NSYTRAATM1
	Insulating sleeve, red	10	NSYTRAATP1	10	NSYTRAATP1	10	NSYTRAATP1
Test adaptor	For plug-in bridge shaft	10	NSYTRAFT	10	NSYTRAFT	10	NSYTRAFT
Warning label	Yellow	10	NSYTRACS2	10	NSYTRACS4	10	NSYTRACS6
Marker tag holder	For ●AB35 end stop	100	NSYTRASB4	100	NSYTRASB4	100	NSYTRASB4
DIN rail 35 x 7.2 mm	Perforated, 2 m long	20	NSYSR200BD	20	NSYSR200BD	20	NSYSR200BD
Marking accessories		See page 80					
General data							
	Strip length (mm)	9	9	10			
	Screw thread	M3	M3	M4			
	Torque (Nm)	0.5 - 0.6	0.6 - 0.8	1.5 - 1.8			




NSYTRV102PE		NSYTRV162PE		NSYTRV352PE		NSYTRV502PE	
10 mm ²		16 mm ²		35 mm ²		50 mm ²	
Protective earth		Protective earth		Protective earth		Protective earth	
1 pole - 1 x 1		1 pole - 1 x 1		1 pole - 1 x 1		1 pole - 1 x 1	
Green/Yellow		Green/Yellow		Green/Yellow		Green/Yellow	
-		-		-		-	
47.7		55		65.7		70.5	
47.5		55.5		60.2		83.5	
10.2		12.2		16		20	
10		16		35		50	
0.5 - 16		1.5 - 25		1.5 - 35		25 - 70	
0.5 - 16		1.5 - 25		1.5 - 35		16 - 70	
76 A		101 A		125 A		150 A	
20 - 6 AWG		16 - 4 AWG		14 - 1/0 AWG		6 - 1/0 AWG	
20 - 6 AWG		16 - 4 AWG		14 - 1/0 AWG		6 - 1/0 AWG	
-		-		-		-	
UL, CSA, VDE, ATEX, IECEX, GL, LR; DNV, GOST		UL, CSA, VDE, ATEX, IECEX, GL, LR, DNV, GOST		UL, CSA, VDE, ATEX, IECEX, GL, GOST		UL, CSA, ATEX, IECEX, GL, LR, DNV, GOST	
Sold in lots of	Unit reference	Sold in lots of	Unit reference	Sold in lots of	Unit reference	Sold in lots of	Unit reference
50	NSYTRV102PE	50	NSYTRV162PE	50	NSYTRV352PE	50	NSYTRV502PE
50	NSYTRAAB35	50	NSYTRAAB35	50	NSYTRAAB35	50	NSYTRAAB35
50	NSYTRAABV35	50	NSYTRAABV35	50	NSYTRAABV35	50	NSYTRAABV35
50	NSYTRAC22	50	NSYTRAC162	-	Included	-	Included
50	NSYTRAC22BL	-	-	-	-	-	-
50	NSYTRAP22	-	-	-	-	-	-
50	NSYTRAP22BL	-	-	-	-	-	-
10	NSYTRAL102	10	NSYTRAL162	10	NSYTRAL352	-	-
-	-	-	-	-	-	-	-
-	-	-	-	-	-	-	-
-	-	-	-	-	-	-	-
-	-	-	-	-	-	-	-
-	-	-	-	-	-	-	-
10	NSYTRAATM1	10	NSYTRAATM1	10	NSYTRAATM1	10	NSYTRAATM1
10	NSYTRAATP1	10	NSYTRAATP1	10	NSYTRAATP1	10	NSYTRAATP1
10	NSYTRAFT	10	NSYTRAFT	10	NSYTRAFT	10	NSYTRAFT
10	NSYTRACS10	10	NSYTRACS10	10	NSYTRACS10	10	NSYTRACS10
100	NSYTRASB4	100	NSYTRASB4	100	NSYTRASB4	100	NSYTRASB4
20	NSYSR200BD	20	NSYSR200BD	20	NSYSR200BD	20	NSYSR200BD
10		14		18		24	
M4		M5		M6		M6	
1.5 - 1.8		2.5 - 3		3.2 - 3.7		6 - 8	

Screw terminal blocks - Double deck passthrough

PBE02181




PBE02183




		NSYTRV43	NSYTRV44		
Nominal c.s.a.		4 mm ²	4 mm ²		
	Type of block	Passthrough - Multi-pole	Passthrough - Multi-pole		
	Type of connection	1 pole - 1 x 2	1 pole - 2 x 2		
	Colour	Grey	Grey		
Max. electric values (U _{max} , I _{max})		500 V, 41 A	500 V, 39 A		
Dimensions (mm)					
	Length	57.8	65.4		
	Height	47.5	47.5		
	Width	6.2	6.2		
Cabling c.s.a. (mm ²)		4	4		
	Flexible cable	0.14 - 6	0.14 - 6		
	Solid cable	0.14 - 6	0.14 - 6		
Nominal electric values					
	IEC/EN 60947-7-1	500 V, 32 A	500 V, 32 A		
	UL	150 V, 30 A, 26 - 10 AWG	150 V, 30 A, 26 - 10 AWG		
	CSA	150 V, 30 A, 26 - 10 AWG	150 V, 30 A, 26 - 10 AWG		
	ATEX	352 V, 29 A	352 V, 29 A		
Certifications		UL, CSA, ATEX, IECEx, GL, LR, DNV, GOST	UL, CSA, ATEX, IECEx, GL, LR, DNV, GOST		
Terminal blocks					
		Sold in lots of	Unit reference	Sold in lots of	Unit reference
	Grey	50	NSYTRV43	50	NSYTRV44
	Blue	50	NSYTRV43BL	50	NSYTRV44BL
Accessories					
End stop for 35 mm DIN rail	Clip-on, 5.2 mm	50	NSYTRAAB35	50	NSYTRAAB35
	With screw, 9.5 mm	50	NSYTRAABV35	50	NSYTRAABV35
End plate, width 2.2 mm	Grey	50	NSYTRAC23	50	NSYTRAC24
	Grey, partial plate	-	-	-	-
Partition plate, width 2 mm	Grey	50	NSYTRAP23	50	NSYTRAP24
	Blue	-	-	-	-
Plug-in bridge Red	2-pole	50	NSYTRAL42	50	NSYTRAL42
	3-pole	50	NSYTRAL43	50	NSYTRAL43
	4-pole	50	NSYTRAL44	50	NSYTRAL44
	5-pole	50	NSYTRAL45	50	NSYTRAL45
	10-pole	10	NSYTRAL410	10	NSYTRAL410
	20-pole	10	NSYTRAL420	10	NSYTRAL420
Vertical bridge	1-pole	-	-	-	-
Test plug	Metalic part, Ø 2.3 mm	10	NSYTRAATM1	10	NSYTRAATM1
	Insulating sleeve, red	10	NSYTRAATP1	10	NSYTRAATP1
Test adaptor	For plug-in bridge shaft	10	NSYTRAFT	10	NSYTRAFT
Warning label	Yellow	10	NSYTRACS4	10	NSYTRACS4
Marker tag holder	For ●AB35 end stop	100	NSYTRASB4	100	NSYTRASB4
DIN rail 35 x 7.2 mm	Perforated, 2 m long	20	NSYSDR200BD	20	NSYSDR200BD
Marking accessories		See page 80			
General data					
	Strip length (mm)	9		9	
	Screw thread	M3		M3	
	Torque (Nm)	0.6 - 0.8		0.6 - 0.8	


PE602187



PE602188



PE602115



NSYTRV24D	NSYTRV44D	NSYTRV26T
2.5 mm ²	4 mm ²	2.5 mm ²
Passthrough - Double deck	Passthrough - Double deck	Passthrough - Triple deck
2 pole - 1 x 1	2 pole - 1 x 1	3 pole - 1 x 1
Grey	Grey	Grey
500 V, 28 A	800 V, 36 A	500 V, 24 A
69.9	69.9	90
65	65	77.5
5.2	6.2	5.2
2.5	4	2.5
0.14 - 4	0.14 - 6	0.14 - 4
0.14 - 4	0.14 - 6	0.14 - 4
500 V, 24 A	800 V, 30 A	500 V, 20 A
600 V, 20 A, 26 - 12 AWG	600 V, 30 A, 26 - 10 AWG	600 V, 20 A, 26 - 12 AWG
600 V, 20 A, 26 - 12 AWG	600 V, 30 A, 26 - 10 AWG	600 V, 20 A, 26 - 12 AWG
352 V, 20 A	440 V, 25.5 A	-
UL, CSA, ATEX, IECEx, GL, LR, DNV, GOST	UL, CSA, ATEX, IECEx, GL, LR, DNV, GOST	UL, CSA, GOST


Sold in lots of	Unit reference	Sold in lots of	Unit reference	Sold in lots of	Unit reference
50	NSYTRV24D	50	NSYTRV44D	50	NSYTRV26T
50	NSYTRV24DBL	50	NSYTRV44DBL	-	-

50	NSYTRAAB35	50	NSYTRAAB35	50	NSYTRAAB35
50	NSYTRAABV35	50	NSYTRAABV35	50	NSYTRAABV35
50	NSYTRACE24	50	NSYTRACE24	50	NSYTRACE26
50	NSYTRACEP24	50	NSYTRACEP24	-	-
50	NSYTRAPE24	50	NSYTRAPE24	-	-
-	-	-	-	-	-
50	NSYTRAL22	50	NSYTRAL42	50	NSYTRAL22
50	NSYTRAL23	50	NSYTRAL43	50	NSYTRAL23
50	NSYTRAL24	50	NSYTRAL44	50	NSYTRAL24
50	NSYTRAL25	50	NSYTRAL45	50	NSYTRAL25
10	NSYTRAL210	10	NSYTRAL410	10	NSYTRAL210
10	NSYTRAL220	10	NSYTRAL420	10	NSYTRAL220
50	NSYTRALV24	50	NSYTRALV24	-	-
10	NSYTRAATM1	10	NSYTRAATM1	10	NSYTRAATM1
10	NSYTRAATP1	10	NSYTRAATP1	10	NSYTRAATP1
10	NSYTRAFT	10	NSYTRAFT	10	NSYTRAFT
10	NSYTRACS2	10	NSYTRACS4	10	NSYTRACS2
100	NSYTRASB4	100	NSYTRASB4	100	NSYTRASB4
20	NSYSDR200BD	20	NSYSDR200BD	20	NSYSDR200BD


9		9		9	
M3		M3		M3	
0.5 - 0.6		0.6 - 0.8		0.5 - 0.6	

Screw terminal blocks - Double deck protective earth



PB502182



PB502184



		NSYTRV43PE	NSYTRV44PE		
Nominal c.s.a.		4 mm ²	4 mm ²		
	Type of block	Protective earth - Multi-pole	Protective earth - Multi-pole		
	Type of connection	1 pole - 1 x 2	1 pole - 2 x 2		
	Colour	Green/Yellow	Green/Yellow		
Max. electric values		-	-		
Dimensions (mm)					
	Length	57.8	65.4		
	Height	47.5	47.5		
	Width	6.2	6.2		
Cabling c.s.a. (mm ²)		4	4		
	Flexible cable	0.14 - 6	0.14 - 6		
	Solid cable	0.14 - 6	0.14 - 6		
Nominal electric values					
	IEC/EN 60947-7-1	-	-		
	UL	26 - 12 AWG	26 - 12 AWG		
	CSA	26 - 12 AWG	26 - 12 AWG		
	ATEX	-	-		
Certifications		UL, CSA, ATEX, IECEx, GL, LR, DNV, GOST	UL, CSA, ATEX, IECEx, GL, LR, DNV, GOST		
Terminal blocks					
	Green/Yellow	Sold in lots of 50	Unit reference NSYTRV43PE	Sold in lots of 50	Unit reference NSYTRV44PE
Accessories					
End stop for 35 mm DIN rail	Clip-on, 5.2 mm	50	NSYTRAAB35	50	NSYTRAAB35
	With screw, 9.5 mm	50	NSYTRAABV35	50	NSYTRAABV35
End plate, width 2.2 mm	Grey	50	NSYTRAC23	50	NSYTRAC24
	Grey, partial plate	-	-	-	-
Partition plate, width 2 mm	Grey	50	NSYTRAP23	50	NSYTRAP24
	Blue	-	-	-	-
Plug-in bridge Red	2-pole	50	NSYTRAL42	50	NSYTRAL42
	3-pole	50	NSYTRAL43	50	NSYTRAL43
	4-pole	50	NSYTRAL44	50	NSYTRAL44
	5-pole	50	NSYTRAL45	50	NSYTRAL45
	10-pole	10	NSYTRAL410	10	NSYTRAL410
	20-pole	10	NSYTRAL420	10	NSYTRAL420
Test plug	Metalic part, Ø 2.3 mm	10	NSYTRAATM1	10	NSYTRAATM1
	Insulating sleeve, red	10	NSYTRAATP1	10	NSYTRAATP1
Test adaptor	For plug-in bridge shaft	10	NSYTRAFT	10	NSYTRAFT
Warning label	Yellow	100	NSYTRACS4	100	NSYTRACS4
Marker tag holder	For ●AB35 end stop	20	NSYTRASB4	20	NSYTRASB4
DIN rail 35 x 7.2 mm	Perforated, 2 m long	20	NSYSDR200BD	20	NSYSDR200BD
Marking accessories		See page 80			
General data					
	Strip length (mm)	9		9	
	Screw thread	M3		M3	
	Torque (Nm)	0.6 - 0.8		0.6 - 0.8	




NSYTRV24DPE	NSYTRV44DPE
2.5 mm ²	4 mm ²
Protective earth - Double deck	Protective earth - Double deck
1 pole - 2 x 2	1 pole - 2 x 2
Green/Yellow	Green/Yellow
-	-
69.9	69.9
65	65
5.2	6.2
2.5	4
0.14 - 4	0.14 - 6
0.14 - 4	0.14 - 6
-	-
26 - 12 AWG	26 - 10 AWG
26 - 12 AWG	26 - 10 AWG
-	-
UL, CSA, ATEX, IECEx, GL, LR, DNV, GOST	UL, CSA, ATEX, IECEx, GL, LR, DNV, GOST

Sold in lots of	Unit reference	Sold in lots of	Unit reference
50	NSYTRV24DPE	50	NSYTRV44DPE
50	NSYTRAAB35	50	NSYTRAAB35
50	NSYTRAABV35	50	NSYTRAABV35
50	NSYTRACE24	50	NSYTRACE24
50	NSYTRACEP24	50	NSYTRACEP24
50	NSYTRAPE24	50	NSYTRAPE24
-	-	-	-
50	NSYTRAL22	50	NSYTRAL42
50	NSYTRAL23	50	NSYTRAL43
50	NSYTRAL24	50	NSYTRAL44
50	NSYTRAL25	50	NSYTRAL45
10	NSYTRAL210	10	NSYTRAL410
10	NSYTRAL220	10	NSYTRAL420
10	NSYTRAATM1	10	NSYTRAATM1
10	NSYTRAATP1	10	NSYTRAATP1
10	NSYTRAFT	10	NSYTRAFT
100	NSYTRACS2	100	NSYTRACS4
20	NSYTRASB4	20	NSYTRASB4
20	NSYSDR200BD	20	NSYSDR200BD


9	9
M3	M3
0.5 - 0.6	0.6 - 0.8

Screw terminal blocks - Disconnect


PB502179



PB502178



PB502193



		NSYTRV42SC	NSYTRV42TB	NSYTRV42SCD			
Nominal c.s.a.		4 mm ²	4 mm ²	4 mm ²			
	Type of block	Disconnect (blade)	Disconnect (for carrier)	Disconnect - Double deck			
	Type of connection	1 pole - 1 x 1	1 pole - 1 x 1	2 pole - 1 x 1			
	Color	Grey	Grey	Grey			
Max. electric values (U _{max} , I _{max})		500 V, 20 A	400 V, 20 A	500 V, 38 A			
Dimensions (mm)							
	Length	57.8	57.8	69.9			
	Height	49.1	47.5	65			
	Width	6.2	6.2	6.2			
Cabling c.s.a. (mm ²)		4	4	4			
	Flexible cable	0.14 - 6	0.14 - 6	0.14 - 6			
	Solid cable	0.14 - 6	0.14 - 6	0.14 - 6			
Nominal electric values							
	IEC/EN 60947-7-1	500 V, 20 A	500 V, 20 A	500 V, 30 A			
	UL	600 V, 16 A, 26 - 10 AWG	600 V, 16 A, 26 - 10 AWG	300 V, 30 A, 26 - 10 AWG			
	CSA	600 V, 16 A, 26 - 10 AWG	600 V, 16 A, 26 - 10 AWG	300 V, 30 A, 26 - 10 AWG			
	ATEX	-	-	-			
Certifications		UL, CSA, GOST	UL, CSA, GOST	UL, CSA, GOST			
Terminal blocks							
		Sold in lots of	Unit reference	Sold in lots of	Unit reference	Sold in lots of	Unit reference
	Grey	50	NSYTRV42SC	50	NSYTRV42TB	50	NSYTRV42SCD
	Grey, with test points	50	NSYTRV42ST	-	-	-	-
	Orange, with test points	50	NSYTRV42STAR	-	-	-	-
Accessories							
End stop	Clip-on, 5.2 mm	50	NSYTRAAB35	50	NSYTRAAB35	50	NSYTRAAB35
for 35mm DIN rail	With screw, 9.5 mm	50	NSYTRAABV35	50	NSYTRAABV35	50	NSYTRAABV35
End plate,	Grey	-	Included	-	Included	50	NSYTRACE24
width 2.2 mm	Grey, partial plate	-	-	-	-	50	NSYTRACPE24
Partition plate,	Grey	50	NSYTRAP23	50	NSYTRAP23	50	NSYTRAPE24
width 2 mm	Blue	-	-	-	-	-	-
Plug-in bridge	2-pole	50	NSYTRAL42	50	NSYTRAL42	50	NSYTRAL42
Red	3-pole	50	NSYTRAL43	50	NSYTRAL43	50	NSYTRAL43
	4-pole	50	NSYTRAL44	50	NSYTRAL44	50	NSYTRAL44
	5-pole	50	NSYTRAL45	50	NSYTRAL45	50	NSYTRAL45
	10-pole	10	NSYTRAL410	10	NSYTRAL410	10	NSYTRAL410
	20-pole	10	NSYTRAL420	10	NSYTRAL420	10	NSYTRAL420
Vertical bridge	1-pole	-	-	-	-	-	-
Removable carrier	For fuse 5 x 20 mm	-	-	-	NSYTRASF520	-	-
	For fuse 5 x 20 mm 110 - 250 V LED	-	-	-	NSYTRASF520M	-	-
	For fuse 5 x 20 mm 12 - 30 V LED	-	-	-	NSYTRASF520B	-	-
	For component	-	-	-	NSYTRASV1	-	-
	With 1N4007 diode	-	-	-	NSYTRASV2	-	-
Test plug	Metalic part, Ø 2.3 mm	10	NSYTRAATM1	10	NSYTRAATM1	10	NSYTRAATM1
	Insulating sleeve, red	10	NSYTRAATP1	10	NSYTRAATP1	10	NSYTRAATP1
Test adaptor	For plug-in bridge shaft	10	NSYTRAFT	10	NSYTRAFT	10	NSYTRAFT
Warning label	Yellow	10	NSYTRACS4	10	NSYTRACS4	10	NSYTRACS4
Marker tag holder	For ●AB35 end stop	100	NSYTRASB4	100	NSYTRASB4	100	NSYTRASB4
DIN rail 35 x 7.2 mm	Perforated, 2 m long	20	NSYSDR200BD	20	NSYSDR200BD	20	NSYSDR200BD
Marking accessories		See page 80					
General data							
	Strip length (mm)	9	9	9	9	9	9
	Screw thread	M3	M3	M3	M3	M3	M3
	Torque (Nm)	0.6 - 0.8	0.6 - 0.8	0.6 - 0.8	0.6 - 0.8	0.6 - 0.8	0.6 - 0.8

Screw terminal blocks - Fuse disconnect




		NSYTRV162SF	NSYTRV42SF5	NSYTRV42SF6				
Nominal c.s.a.		16 mm ²	4 mm ²	16 mm ²				
	Type of block	Disconnect (fixed carrier)	Disconnect (Lever-type fuse)	Disconnect (Lever-type fuse)				
	Type of connection	1 pole - 1 x 1	1 pole - 1 x 1	1 pole - 1 x 1				
	Type of fuse	G-fuse cartridge 5 x 20 mm	G-fuse cartridge 5 x 20 mm	G-fuse cartridge 6.3 x 32 mm				
	Colour	Black	Black	Black				
Max. electric values (U _{max} , I _{max})		500 V, 10 A	500 V, 6.3 A	500 V, 10 A				
Dimensions (mm)								
	Length	62	72.5	79				
	Height	57.2	56.5	60.5				
	Width	12	8.2	10.2				
Cabling c.s.a. (mm ²)		16	4	16				
	Flexible cable	0.5 - 16	0.2 - 4	0.5 - 16				
	Solid cable	0.5 - 16	0.2 - 4	0.5 - 16				
Nominal electric values								
	IEC/EN 60947-7-1	500 V, 10 A	500 V, 6.3 A	500 V, 10 A				
	UL	300 V, 20 A, 24 - 6 AWG	600 V, 12 A, 26 - 10 AWG	600 V, 10 A, 26 - 8 AWG				
	CSA	300 V, 20 A, 24 - 6 AWG	600 V, 12 A, 26 - 10 AWG	600 V, 10 A, 26 - 8 AWG				
	ATEX	-	-	-				
Certifications		UL, CSA, LR, DNV, GOST	UL, CSA, GOST	UL, CSA, GOST				
Terminal blocks								
		Sold in lots of	Unit reference	Sold in lots of	Unit reference	Sold in lots of	Unit reference	
	Black	50	NSYTRV162SF	50	NSYTRV42SF5	50	NSYTRV42SF6	
	Black, with light indicator, 12-30 V AC/DC (1)	-	-	50	NSYTRV42SF5LD	50	NSYTRV42SF6LD	
	Black, with light indicator, 110-250 V AC/DC (2)	-	-	50	NSYTRV42SF5LA	50	NSYTRV42SF6LA	
Accessories								
End stop	Clip-on. 5.2 mm	50	NSYTRAAB35	50	NSYTRAAB35	50	NSYTRAAB35	
for 35 mm DIN rail	With screw. 9.5 mm	50	NSYTRAABV35	50	NSYTRAABV35	50	NSYTRAABV35	
End plate,	Grey	-	Included	-	Included	-	Included	
width 2.2 mm	Grey, partial plate	-	-	-	-	-	-	
Vertical bridge	1-pole	-	-	-	-	-	-	
Screw bridge	2-pole	10	NSYTRALF1610	-	-	-	-	
Test plug	Metalic part, Ø 2.3 mm	10	NSYTRAATM1	10	NSYTRAATM1	10	NSYTRAATM1	
	Insulating sleeve, red	10	NSYTRAATP1	10	NSYTRAATP1	10	NSYTRAATP1	
Test adaptor	For plug-in bridge shaft	-	-	-	-	-	-	
Warning label	Yellow	-	-	-	-	-	-	
Marker tag holder	For ●AB35 end stop	100	NSYTRASB4	100	NSYTRASB4	100	NSYTRASB4	
DIN rail 35 x 7.2 mm	Perforated, 2 m long	20	NSYSR200BD	20	NSYSR200BD	20	NSYSR200BD	
Marking accessories		See page 80						
General data								
	Strip length (mm)	11		8		9		
	Screw thread	M4		M3		M3		
	Torque (Nm)	1.5 - 1.8		0.5 - 0.8		0.6 - 0.8		

(1) If the fuse is faulty, the downstream circuit is not off load.


(2) The current is determined by the fuse used, the voltage by the light indicator. Observe max. power dissipation.

Screw terminal blocks - Measuring terminals

PB602208




PB602211



		NSYTRV62TTD		NSYTRV62TT	
Nominal c.s.a.		6 mm ²		6 mm ²	
	Type of block	Knife disconnect		Passthrough	
	Type of connection	1 pole - 1 x 1		1 pole - 1 x 1	
	Colour	Grey		Grey	
Max. electric values (U _{max} , I _{max})		500 V, 30 A		500 V, 30 A	
Dimensions (mm)					
	Length	100.8		100.8	
	Height	49.6		49.6	
	Width	8.2		8.2	
Cabling c.s.a. (mm ²)		6		6	
	Flexible cable	0.2 - 10		0.2 - 10	
	Solid cable	0.2 - 10		0.2 - 10	
Nominal electric values					
	IEC/EN 60947-7-1	500 V, 30 A		500 V, 30 A	
	UL	600 V, 30 A, 24 - 8 AWG		600 V, 30 A, 24 - 8 AWG	
	CSA	600 V, 30 A, 24 - 8 AWG		600 V, 30 A, 24 - 8 AWG	
	ATEX Ⓢ	-		-	
Certifications		UL, CSA, GOST		UL, CSA, GOST	
Terminal blocks					
		Sold in lots of	Unit reference	Sold in lots of	Unit reference
	Grey	50	NSYTRV62TTD	50	NSYTRV62TT
	Green/Yellow	-	-	-	-
Accessories					
End stop for 35 mm DIN rail	Clip-on, 5.2 mm	50	NSYTRAAB35	50	NSYTRAAB35
	With screw, 9.5 mm	50	NSYTRAABV35	50	NSYTRAABV35
End plate, width 2.2 mm	Grey	50	NSYTRACT22	50	NSYTRACT22
	Blue	-	-	-	-
Switching jumper, pluggable	2 points	10	NSYTRASJ2	10	NSYTRASJ2
	3 points	10	NSYTRASJ3	10	NSYTRASJ3
	4 points	10	NSYTRASJ4	10	NSYTRASJ4
Plug-in bridge Red	2-pole	10	NSYTRAL62	10	NSYTRAL62
	3-pole	10	NSYTRAL63	10	NSYTRAL63
	4-pole	-	-	-	-
	5-pole	-	-	-	-
	10-pole	10	NSYTRAL610	10	NSYTRAL610
Switching lock	Pluggable	10	NSYTRASJ6	10	NSYTRASJ6
Test plug	Metallic part, Ø 2.3 mm	10	NSYTRAATM1	10	NSYTRAATM1
	Insulating sleeve, red	10	NSYTRAATP1	10	NSYTRAATP1
Test plug adaptor For plug-in bridge shaft	Grey	10	NSYTRAFT	10	NSYTRAFT
	Orange	10	NSYTRAFTAR	10	NSYTRAFTAR
	Yellow	10	NSYTRAFTYE	10	NSYTRAFTYE
	Green	10	NSYTRAFTGN	10	NSYTRAFTGN
Marker tag holder	For ●AB35 end stop	100	NSYTRASB4	100	NSYTRASB4
DIN rail 35 x 7.2 mm	Perforated, 2 m long	20	NSYSDR200BD	20	NSYSDR200BD
Marking accessories		See page 80			
General data					
	Strip length (mm)	10		10	
	Screw thread	M4		M4	
	Torque (Nm)	1.5 - 1.8		1.5 - 1.8	

PB602312



NSYTRV62TTPE
6 mm ²
Protective earth
1 pole - 1 x 1
Green/Yellow
-


100.8
49.6
8.2
6
0.2 - 10
0.2 - 10
-
24 - 8 AWG
24 - 8 AWG
-
UL, CSA, GOST

Sold in lots of	Unit reference
-	-
50	NSYTRV62TTPE

50	NSYTRAAB35
50	NSYTRAABV35
50	NSYTRACT22
-	-
-	-
-	-
-	-
10	NSYTRAL62
10	NSYTRAL63
-	-
-	-
10	NSYTRAL610
-	-
10	NSYTRAATM1
10	NSYTRAATP1
10	NSYTRAFT
10	NSYTRAFTAR
10	NSYTRAFTYE
10	NSYTRAFTGN
100	NSYTRASB4
20	NSYSDR200BD

10
M4
1.5 - 1.8

PB602395



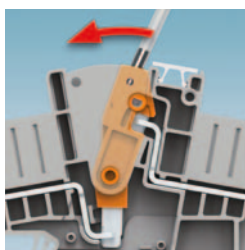
Only two **NSYTRV62TTD** measuring transducer disconnect terminal blocks are required for a current transformer measuring circuit. This means that less space is required compared to a circuit design using slide-type terminal blocks.

PB602399




The new **NSYTRV62TT** measuring transducer disconnect terminal blocks with screw connection technology are characterised by easy operation and clarity. All switching statuses are instantly clearly visible. Due to the extensive range of flexible accessories, costs and time are saved when executing all transducer test circuit tasks.

PB602398





The longitudinal isolating switch contacts snap safely into their respective switching state. Imprinted switching symbols ensure clarity. The optional switching lock snaps in and effectively prevents accidental switching. For simultaneous actuation, two switches can be connected to each other using a connection bridge.

PB602396



The **NSYTRASJ** switch jumpers can be placed on both sides of the disconnect point in the bridge shaft and can be securely snapped in irrespective of the terminal strip configuration. The bridge for the transformer short-circuit can be securely engaged in the end positions and screw terminal points are used to make contact.

Screw terminal blocks - Neutral disconnect



		NSYTRV42NE	NSYTRV62NE		
Nominal c.s.a.		4 (6) mm ²	6 (10) mm ²		
	Type of block	Neutral disconnect	Neutral disconnect		
	Type of connection	1 pole - 1 x 1	1 pole - 1 x 1		
	Colour	Blue	Blue		
Max. electric values (Umax , Imax)		250 V, 32 A	400 V, 41 A		
Dimensions (mm)					
	Length	55	55		
	Height	47,5	47,5		
	Width	6,2	8,2		
Cabling c.s.a. (mm ²)		4	6		
	Flexible cable	0.14 - 6	0.2 - 10		
	Solid cable	0.14 - 6	0.2 - 10		
Nominal electric values					
	IEC/EN 60947-7-1	250 V, 32 A	400 V, 41 A		
	UL	-	-		
	CSA	-	-		
	ATEX	-	-		
Certifications		GOST	GOST		
Terminal blocks					
	Blue	Sold in lots of 50	Unit reference NSYTRV42NE	Sold in lots of 50	Unit reference NSYTRV62NE
Accessories					
End stop for 35 mm DIN rail	Clip-on, 5.2 mm	50	NSYTRAAB35	50	NSYTRAAB35
	With screw, 9.5 mm	50	NSYTRAABV35	50	NSYTRAABV35
End plate, width 2.2 mm	Grey	50	NSYTRAC22	50	NSYTRAC22
	Blue	50	NSYTRAC22BL	50	NSYTRAC22BL
Partition plate, width 2 mm	Grey	50	NSYTRAP22	50	NSYTRAP22
	Blue	50	NSYTRAP22BL	50	NSYTRAP22BL
Plug-in bridge Red	2-pole	50	NSYTRAL42	10	NSYTRAL62
	3-pole	50	NSYTRAL43	10	NSYTRAL63
	4-pole	50	NSYTRAL44	-	-
	5-pole	50	NSYTRAL45	-	-
	10-pole	10	NSYTRAL410	10	NSYTRAL610
	20-pole	10	NSYTRAL420	-	-
Copper neutral bar	1m long, 10 x 3 mm	10	NSYTRACB103	10	NSYTRACB103
Terminal clamp for neutral bar		25	NSYBPCH516	25	NSYBPCH516
Test plug	Metalic part, Ø 2.3 mm	10	NSYTRAATM1	10	NSYTRAATM1
	Insulating sleeve. red	10	NSYTRAATP1	10	NSYTRAATP1
Test adaptor	For plug-in bridge shaft	10	NSYTRAFT	10	NSYTRAFT
Marker tag holder	For ●AB35 end stop	100	NSYTRASB4	100	NSYTRASB4
DIN rail 35 x 7.2 mm	Perforated. 2 m long	20	NSYSDR200BD	20	NSYSDR200BD
Marking accessories		See page 80			
General data					
	Strip length (mm)	9		10	
	Screw thread	M3		M4	
	Torque (Nm)	0.6 - 0.8		1.5 - 1.8	

FB602357



All **NSYTRV●●NE** disconnect terminal blocks have a screwless disconnect slide. When this is levered over with a standard screwdriver, the contact fork slides onto the busbar. The slide engages in the end positions to provide additional protection against accidental actuation. The shape of the **NSYTRV●●NE** disconnect terminal blocks is the same as for the screw terminal blocks **NSYTRV**.



Screw terminal blocks - Miniature passthrough



		NSYTRV22M	NSYTRV42M		
Nominal c.s.a.		2.5 mm ²	4 mm ²		
	Type of block	Passthrough	Passthrough		
	Type of connection	1 pole - 1 x 1	1 pole - 1 x 1		
	Colour	Grey	Grey		
Max. electric values (U _{max} , I _{max})		500 V, 24 A	500 V, 32 A		
Dimensions (mm)					
	Length	30	30		
	Height	34	34		
	Width	5.2	6.2		
Mounting on		NS15 DIN rail	NS15 DIN rail		
Cabling c.s.a. (mm ²)		2.5	4		
	Flexible cable	0.2 - 2.5	0.2 - 4		
	Solid cable	0.2 - 4	0.2 - 6		
Nominal electric values					
	IEC/EN 60947-7-1	500 V, 24 A	500 V, 32 A		
	UL	600 V, 20 A, 24 - 12 AWG	600 V, 30 A, 24 - 10 AWG		
	CSA	600 V, 20 A, 24 - 12 AWG	600 V, 30 A, 24 - 10 AWG		
	ATEX Ⓜ	500 V, 20 A	500 V, 30 A		
Certifications		UL, CSA, VDE, ATEX, IECEx, GOST	UL, CSA, VDE, ATEX, IECEx, GOST		
Terminal blocks					
		Sold in lots of	Unit reference	Sold in lots of	Unit reference
	Grey	50	NSYTRV22M	50	NSYTRV42M
	Blue	50	NSYTRV22MBL	50	NSYTRV42MBL
Accessories					
End stop for 15 mm DIN rail	Clip-on, 5.2 mm	50	NSYTRAAB15	50	NSYTRAAB15
End plate	Grey	50	NSYTRACM22	50	NSYTRACM22
Partition plate	Grey	50	NSYTRAPM22	50	NSYTRAPM22
Plug-in bridge Red	2-pole	50	NSYTRAL22	50	NSYTRAL42
	3-pole	50	NSYTRAL23	50	NSYTRAL43
	4-pole	50	NSYTRAL24	50	NSYTRAL44
	5-pole	50	NSYTRAL25	50	NSYTRAL45
	10-pole	10	NSYTRAL210	10	NSYTRAL410
	20-pole	10	NSYTRAL220	10	NSYTRAL420
Blue	10-pole	10	NSYTRAL210BL	10	NSYTRAL410BL
Grey	10-pole	10	NSYTRAL210GR	10	NSYTRAL410GR
Marker tag holder	For ●AB15 end stop	100	NSYTRASB4	100	NSYTRASB4
DIN rail 15 x 5mm	Perforated, 2m long	10	NSYTRADR155	10	NSYTRADR155
Marking accessories		See page 80			
General data					
	Strip length (mm)	9		8	
	Screw thread	M3		M3	
	Torque (Nm)	0.5 - 0.6		0.6 - 0.8	

Screw terminal blocks - Miniature protective earth

PIB00235



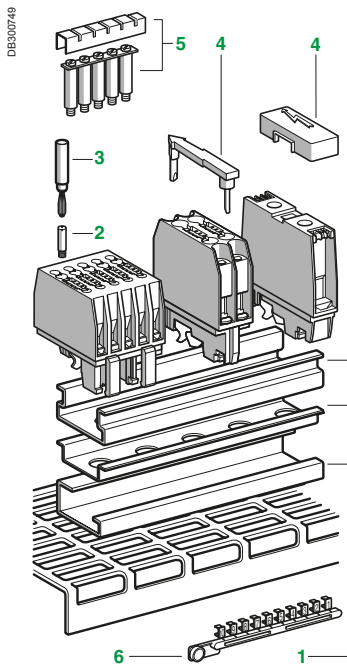
NSYTRV22MPE		NSYTRV42MPE	
2.5 mm ²		4 mm ²	
Protective earth		Protective earth	
1 pole - 1 x 1		1 pole - 1 x 1	
Green/Yellow		Green/Yellow	
-		-	
30		30	
34		34	
5.2		6.2	
NS15 DIN rail		NS15 DIN rail	
2.5		4	
0.2 - 2.5		0.2 - 4	
0.2 - 4		0.2 - 6	
-		-	
24 - 12 AWG		24 - 10 AWG	
24 - 12 AWG		24 - 10 AWG	
-		-	
UL, CSA, VDE, ATEX, IECEx, GOST		UL, CSA, VDE, ATEX, IECEx, GOST	
Sold in lots of	Unit reference	Sold in lots of	Unit reference
50	NSYTRV22MPE	50	NSYTRV42MPE
-	-	-	-
50	NSYTRAAB15	50	NSYTRAAB15
50	NSYTRACM22	50	NSYTRACM22
50	NSYTRAPM22	50	NSYTRAPM22
-	-	-	-
-	-	-	-
-	-	-	-
-	-	-	-
-	-	-	-
-	-	-	-
-	-	-	-
-	-	-	-
100	NSYTRASB4	100	NSYTRASB4
10	NSYTRADR155	10	NSYTRADR155
9		8	
M3		M3	
0.5 - 0.6		0.6 - 0.8	

**Available
June 2013**

Linergy TR

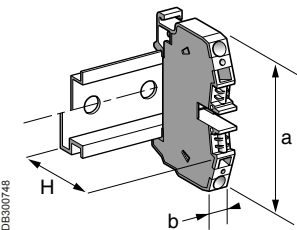
Screw terminal blocks

Passthrough, with Telequick universal foot



Clip-on mounting on 35 mm $\frac{2.5}{4}$ rails and Telequick pre-slotted mounting

Nominal c.s.a. 4 mm²



DB6CD10●

Dimensions in mm

	2-pole	5-pole	10-pole
Length (a)	48		
Width (b)	b	14	35
Height (H) with	$\frac{2.5}{4}$ rail	56.5	
	$\frac{4}{5}$ rail	49	
	$\frac{5}{6}$ rail	54	
	$\frac{6}{8}$ rail	42	

Cabling c.s.a. in mm²

Flexible cable without cable end	1 to 4
Flexible cable with cable end	0.75 to 2.5
Solid cable	1 to 6

Nominal electrical values

CSA	20 - 12 AWG, 600 V, 30 A
UTE, category C	\sim 750 V, \equiv 750 V, 30 A
VDE, group C	\sim 750 V, \equiv 750 V, 30 A

Terminal blocks




	No. points	Sold in lots of	Unit reference	Weight g
1-pole Grey	-	-	-	-
2-pole Grey	-	10	DB6CD102	26.0
3-pole Grey	-	-	-	-
5-pole Grey	-	10	DB6CD105	60.0
10-pole Grey	-	10	DB6CD110	114.0

Accessories (dimensions in mm)

2	Socket for test plug	\varnothing 2	-	10	DB6CD02	8.0
		\varnothing 2.3	-	50	AB1A2	0.5
		\varnothing 4	-	-	-	-
3	Test plug		-	50	AB1AT1 (red)	1.7
4	"Danger" live terminals cover		-	-	-	-
5	Equipotential commoning link with protective cover (1)		10	10	DB6CD19	200.0
6	Marking accessories					

(1) The commoning link connects the pins which screw into the sockets. It comprises: the link, 10 pins, 10 screws and a protective cover.

Mounting plate

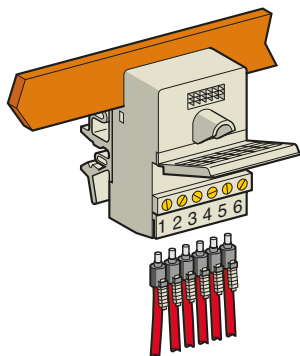
6 mm ²		16 mm ²		35 mm ²							
											
DB6DD10●		DB6ED01		DB6FD01							
		2-pole	3-pole								
48		53		63							
b	17	26	12	15							
63.5		61.5		70.5							
56		54		63							
61		59		68							
49		47		56							
1 to 6		4 to 16		6 to 35							
1 to 6		4 to 10		4 to 25							
1 to 10		4 to 16		6 to 35							
14 - 8 AWG, 600 V, 50 A		14 - 6 AWG, 600 V, 60 A		10 - 2 AWG, 600 V, 120 A							
~ 750 V, = 750 V, 47 A		~ 750 V, = 750 V, 71 A		~ 750 V, = 750 V, 125 A							
~ 750 V, = 750 V, 47 A		~ 750 V, = 750 V, 65 A		~ 750 V, = 750 V, 115 A							
No. points	Sold in lots of	Unit reference	Weight g	No. points	Sold in lots of	Unit reference	Weight g	No. points	Sold in lots of	Unit reference	Weight g
-	-	-	-	-	10	DB6ED01	40.0	-	10	DB6FD01	73.0
-	10	DB6DD102	40.0	-	-	-	-	-	-	-	-
-	10	DB6DD103	60.0	-	-	-	-	-	-	-	-
-	-	-	-	-	-	-	-	-	-	-	-
-	-	-	-	-	-	-	-	-	-	-	-
-	-	-	-	-	-	-	-	-	-	-	-
Fitted as standard				-	-	-	-	-	-	-	-
-	-	-	-	10	DB6ED04	8.0	-	-	-	-	-
-	50	AB1AT2 (black)	1.7	50	AB1AT2 (black)	1.7	-	50	AB1AT2 (black)	1.7	-
-	-	-	-	1	DB6ED09	5.0	1	10	DB6FD09	5.0	-
-	-	-	-	-	-	-	-	-	-	-	-

Linery TR

Screw terminal blocks

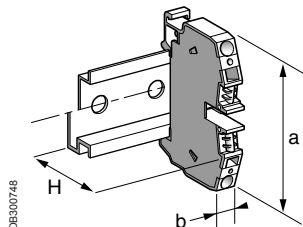
Single-pole splitter blocks, with Telequick universal foot

DB500761



AK2 BA162U

Clip-on mounting on 35 mm 2.5, 4, 6 rails and Telequick mounting plate



AB3RV162U

Nominal c.s.a. in mm²

Upstream	2.5
Downstream	25

Dimensions in mm

Length (a)	61	
Width (b)	37.5	
Height (H) with	2.5 rail	58
	4 rail	48.5
	6 rail	53.5
	10 rail	41.5

Cabling c.s.a. in mm²

Upstream	Flexible cable without cable end	6 x 0.5 to 4
	Flexible cable with cable end	6 x 0.5 to 2.5
	Solid cable	6 x 0.5 to 6
Downstream	Flexible cable without cable end	4 to 25
	Flexible cable with cable end	4 to 25
	Solid cable	6 to 35

Nominal electrical values

NFC 20040	Ui 750 V, In 25 A
CSA	600 V; 1 x 145 A/6 x 24 A
UL	-

Certifications

CSA

Terminal blocks

	No. points	Sold in lots of	Unit reference	Weight g
1 I, 6 O Grey	1/6	10	AB3RV162U	95

Accessories (dimensions in mm)

	Width	No. points	Sold in lots of	Unit reference	Weight g
Plastic end stop with screw	Width 7,5 on 6	-	100	AB1AB7P32	4.2
	Width 8 on 2.5 or 4	-	100	AB1AB8P35	5.9
Metal end stop with screw	Width 10 on 6	-	100	AB1AB10M32	6.5
	Width 8 on 2.5 or 4	-	100	AB1AB8M35	14.8
Clip-on plastic end stop	Width 8 on 2.5 or 4	-	100	AB1AB8R35	5.9
Marking tag holder for clip-on plastic end stop		-	100	AB1AB8R35	5.9
Marking accessories				AB1R**; AB1G**	

Linergy TR

Screw terminal blocks

Single-pole splitter blocks, with Telequick universal foot



AK2BA162U

2.5

5 or 6 mm thick copper bar

61

37.5

58

48.5

53.5

41.5

6 x 0.5 to 4

6 x 0.5 to 2.5

6 x 0.5 to 6

Clamping onto 5 or 6 mm thick copper bar; without drilling

Ui 750 V, In 25 A

600 V; 1 x 145 A/6 x 24 A

600 V; 1 x 145 A/6 x 20 A

UL, CSA

No. points	Sold in lots of	Unit reference	Weight g
1/6	10	AK2BA162U	95

-

-

-

-

-

-

-

-

-

-

-

-

-

-

-

-

-

-

-

-

-


-

-


-

AB1R**; AB1G**

	Selection guide	44
--	------------------------	-----------




Passthrough	48
--------------------	-----------




Protective earth	52
-------------------------	-----------










Double deck	56
--------------------	-----------




Disconnect	58
-------------------	-----------



Miniature	60
------------------	-----------





		Passthrough			
		Passthrough			
					
Nominal c.s.a (mm²)		2.5	4	6	10 & 16
Number of poles	1 - 1 x 1	NSYTRR22	NSYTRR42	NSYTRR62	NSYTRR102 NSYTRR162
	1 - 1 x 2	NSYTRR23	NSYTRR43	NSYTRR63	-
	1 - 2 x 2	NSYTRR24	NSYTRR44	-	-
	1 - 2 x 4	-	-	-	-
	1 - 3 x 3	-	-	-	-
	2 - 1 x 1	-	-	-	-
	2 - 1 x 2	-	-	-	-
	3 - 1 x 1	-	-	-	-
Colours	Grey	■	■	■	■
	Blue	NSYTRR22BL NSYTRR23BL NSYTRR24BL	NSYTRR42BL NSYTRR43BL NSYTRR44BL	NSYTRR62BL	NSYTRR102BL NSYTRR162BL
	Green/yellow (PE)	-	-	-	-
	Orange	NSYTRR22AR NSYTRR23AR NSYTRR24AR	NSYTRR42AR NSYTRR43AR NSYTRR44AR	-	-
	Black	-	-	-	-
	With flange	-	-	-	-
Mounting on	35 mm 	■	■	■	■
	35 mm 	■	■	■	■
	Telequick	-	-	-	-
	15 mm 	-	-	-	-
See pages	48	49	48/49	50	







PBE02354




Vertical bridge

The **NSYTRALV24R** vertical bridge offers the option of connecting both levels of the standard double-level **NSYTRR24D** and **NSYTRR44D** terminal blocks.




Protective earth							
PB602139		PB602146		PB602152		PB602285	
	2.5	4	6	10 & 16			
	NSYTRR22PE	NSYTRR42PE	NSYTRR62PE	NSYTRR102PE NSYTRR162PE			
	NSYTRR23PE	NSYTRR43PE	-	-			
	NSYTRR24PE	NSYTRR44PE	-	-			
	-	-	-	-			
	-	-	-	-			
	-	-	-	-			
	-	-	-	-			
	-	-	-	-			
	-	-	-	-			
	-	-	-	-			
	■	■	■	■			
	-	-	-	-			
	-	-	-	-			
	■	■	■	■			
	■	■	■	■			
	-	-	-	-			
	-	-	-	-			
	52	53	54	54			

		Double deck		Disconnect	
		Passthrough		Blade	
		Removable carrier			
					
Nominal c.s.a (mm²)		2.5 & 4		2.5	
Number of poles	1 - 1 x 1	-		NSYTRR22SC	
	1 - 1 x 2	-		NSYTRR23SC	
	1 - 2 x 2	-		-	
	1 - 2 x 4	-		-	
	1 - 3 x 3	-		-	
	2 - 1 x 1	NSYTTR24D NSYTTR44D		NSYTTR24SCD	
	2 - 1 x 2	-		-	
	3 - 1 x 1	NSYTTR26T		-	
Colours	Grey	■		■	
	Blue	NSYTTR24DBL NSYTTR44DBL NSYTTR26TBL		-	
	Green/yellow (PE)	NSYTTR24DPE NSYTTR44DPE		-	
	Orange	-		NSYTTR22SCAR NSYTTR23SCAR	
	Black	-		-	
	With flange	-		-	
	Mounting on	35 mm 	x		■
	35 mm 	x		■	
	Telequick	-		-	
	15 mm 	-		-	
See pages		56		58	




Miniature terminal blocks with maximum usage

Due to its space saving design, mini spring-cage terminal blocks are ideal for wiring in extremely restricted spaces. The generous connection space enables fast wiring of both stranded and solid conductors. They can be mounted on NS 15 DIN rail or directly mounted using screw flange or engagement pins.

Miniature			
	DIN rail mounting	Direct mounting	Pin mounting
PB602216		PB602216 	PB602217 
	2.5	2.5	2.5
	NSYTRR22M	NSYTRR22MF	NSYTRR22MP
	NSYTRR24M	NSYTRR24MF	NSYTRR22MP
	-	-	-
	■	■	■
	NSYTRR22MBL NSYTRR24MBL	NSYTRR22MFBL NSYTRR24MFBL	NSYTRR22MPBL NSYTRR22MPBL
	NSYTRR22MPE	-	-
	-	-	-
	-	-	-
	-	NSYTRR22MFF NSYTRR24MFF	-
	-	-	-
	-	-	-
	■	-	-
	60	61	61

Spring terminal blocks - Passthrough




		NSYTRR22	NSYTRR23	NSYTRR24			
Nominal c.s.a.		2.5 mm ²	2.5 mm ²	2.5 mm ²			
	Type of block	Passthrough	Passthrough	Passthrough			
	Type of connection	1 pole - 1 x 1	1 pole - 1 x 2	1 pole - 2 x 2			
	Colour	Grey	Grey	Grey			
Max. electric values (U _{max} , I _{max})		800 V, 31 A	800 V, 28 A	800 V, 28 A			
Dimensions (mm)							
	Length	48.5	60.5	72			
	Height	36.5	36.5	36.5			
	Width	5.2	5.2	5.2			
Cabling c.s.a. (mm ²)		2.5	2.5	2.5			
	Flexible cable	0.08 - 2.5	0.08 - 2.5	0.08 - 2.5			
	Solid cable	0.08 - 4	0.08 - 4	0.08 - 4			
Nominal electric values							
	IEC/EN 60947-7-1	800 V, 24 A	800 V, 24 A	800 V, 24 A			
	UL	600 V, 20 A, 28 - 12 AWG	600 V, 20 A, 28 - 12 AWG	600 V, 20 A, 28 - 12 AWG			
	CSA	600 V, 20 A, 28 - 12 AWG	600 V, 20 A, 28 - 12 AWG	600 V, 20 A, 28 - 12 AWG			
	ATEX	-	-	-			
Certifications		UL, CSA, VDE, ATEX, IECEx, GL, LR, DNV, GOST	UL, CSA, VDE, ATEX, IECEx, GL, LR, DNV, GOST	UL, CSA, VDE, ATEX, IECEx, GL, LR, DNV, GOST			
Terminal blocks							
		Sold in lots of	Unit reference	Sold in lots of	Unit reference	Sold in lots of	Unit reference
	Grey	50	NSYTRR22	50	NSYTRR23	50	NSYTRR24
	Blue	50	NSYTRR22BL	50	NSYTRR23BL	50	NSYTRR24BL
	Orange	50	NSYTRR22AR	50	NSYTRR23AR	50	NSYTRR24AR
Accessories							
End stop	Clip-on, 5.2 mm	50	NSYTRAAB35	50	NSYTRAAB35	50	NSYTRAAB35
for 35 mm DIN rail	With screw, 9.5 mm	50	NSYTRAABV35	50	NSYTRAABV35	50	NSYTRAABV35
End plate, width 2.2 mm	Grey	50	NSYTRACR22	50	NSYTRACR23	50	NSYTRACR24
	Blue	50	NSYTRACR22BL	50	NSYTRACR23BL	50	NSYTRACR24BL
Partition plate, width 2 mm	Grey	50	NSYTRAPR42	50	NSYTRAPR23	50	NSYTRAPR24
	Blue	-	-	-	-	-	-
Plug-in bridge	2-pole	50	NSYTRAL22	50	NSYTRAL22	50	NSYTRAL22
Red	3-pole	50	NSYTRAL23	50	NSYTRAL23	50	NSYTRAL23
	4-pole	50	NSYTRAL24	50	NSYTRAL24	50	NSYTRAL24
	5-pole	50	NSYTRAL25	50	NSYTRAL25	50	NSYTRAL25
	10-pole	10	NSYTRAL210	10	NSYTRAL210	10	NSYTRAL210
	20-pole	10	NSYTRAL220	10	NSYTRAL220	10	NSYTRAL220
Blue	10-pole	10	NSYTRAL210BL	10	NSYTRAL210BL	10	NSYTRAL210BL
Grey	10-pole	10	NSYTRAL210GR	10	NSYTRAL210GR	10	NSYTRAL210GR
Step-down bridge, down to 2.5/4 mm ²	Screw to screw terminal	-	-	-	-	-	-
	Spring to spring terminal	-	-	-	-	-	-
Test plug	Metalic part, Ø 2.3 mm	10	NSYTRAATM1	10	NSYTRAATM1	10	NSYTRAATM1
	Insulating sleeve, red	10	NSYTRAATP1	10	NSYTRAATP1	10	NSYTRAATP1
Test adaptor	For plug-in bridge shaft	10	NSYTRAFT	10	NSYTRAFT	10	NSYTRAFT
Warning label	Yellow	10	NSYTRACSR2	10	NSYTRACSR2	10	NSYTRACSR2
Marker tag holder	For ●AB35 end stop	100	NSYTRASB4	100	NSYTRASB4	100	NSYTRASB4
DIN rail 35 x 7.2 mm	Perforated, 2 m long	20	NSYSDR200BD	20	NSYSDR200BD	20	NSYSDR200BD
Marking accessories		See page 80					
General data							
	Strip length (mm)	10		10		10	






NSYTRR42		NSYTRR43		NSYTRR44		NSYTRR62	
4 mm ²		4 mm ²		4 mm ²		6 mm ²	
Passthrough		Passthrough		Passthrough		Passthrough	
1 pole - 1 x 1		1 pole - 1 x 2		1 pole - 2 x 2		1 pole - 1 x 1	
Grey		Grey		Grey		Grey	
800 V, 40 A		800 V, 40 A		800 V, 40 A		1000 V, 52 A	
56		71.5		87		69.5	
36.5		36.5		36.5		43.5	
6.2		6.2		6.2		8.2	
4		4		4		6	
0.08 - 4		0.08 - 4		0.08 - 4		0.5 - 6	
0.08 - 6		0.08 - 6		0.08 - 6		0.2 - 10	
800 V, 32 A		800 V, 32 A		800 V, 32 A		800 V, 41 A	
600 V, 30 A, 28 - 10 AWG		600 V, 30 A, 28 - 10 AWG		600 V, 30 A, 28 - 10 AWG		600 V, 50 A, 24 - 8 AWG	
600 V, 30 A, 28 - 10 AWG		600 V, 30 A, 28 - 10 AWG		600 V, 30 A, 28 - 10 AWG		600 V, 50 A, 24 - 8 AWG	
-		-		-		-	
UL, CSA, VDE, ATEX, IECEX, GL, LR, DNV, GOST		UL, CSA, VDE, ATEX, IECEX, GL, LR, DNV, GOST		UL, CSA, VDE, ATEX, IECEX, GL, LR, DNV, GOST		UL, CSA, VDE, ATEX, IECEX, GL, LR, DNV, GOST	
Sold in lots of	Unit reference	Sold in lots of	Unit reference	Sold in lots of	Unit reference	Sold in lots of	Unit reference
50	NSYTRR42	50	NSYTRR43	50	NSYTRR44	50	NSYTRR62
50	NSYTRR42BL	50	NSYTRR43BL	50	NSYTRR44BL	50	NSYTRR62BL
50	NSYTRR42AR	50	NSYTRR43AR	50	NSYTRR44BL	-	-
50	NSYTRAAB35	50	NSYTRAAB35	50	NSYTRAAB35	50	NSYTRAAB35
50	NSYTRAABV35	50	NSYTRAABV35	50	NSYTRAABV35	50	NSYTRAABV35
50	NSYTRACR42	50	NSYTRACR43	50	NSYTRACR44	50	NSYTRACR62
-	-	-	-	-	-	-	-
50	NSYTRAPR42	-	-	-	-	-	-
-	-	-	-	-	-	-	-
50	NSYTRAL42	50	NSYTRAL42	50	NSYTRAL42	10	NSYTRAL62
50	NSYTRAL43	50	NSYTRAL43	50	NSYTRAL43	10	NSYTRAL63
50	NSYTRAL44	50	NSYTRAL44	50	NSYTRAL44	-	-
50	NSYTRAL45	50	NSYTRAL45	50	NSYTRAL45	-	-
10	NSYTRAL410	10	NSYTRAL410	10	NSYTRAL410	10	NSYTRAL610
10	NSYTRAL420	10	NSYTRAL420	10	NSYTRAL420	-	-
10	NSYTRAL410BL	10	NSYTRAL410BL	10	NSYTRAL410BL	10	NSYTRAL610BL
10	NSYTRAL410GR	10	NSYTRAL410GR	10	NSYTRAL410GR	10	NSYTRAL610GR
-	-	-	-	-	-	-	-
-	-	-	-	-	-	10	NSYTRALR62
10	NSYTRAATM1	10	NSYTRAATM1	10	NSYTRAATM1	10	NSYTRAATM1
10	NSYTRAATP1	10	NSYTRAATP1	10	NSYTRAATP1	10	NSYTRAATP1
10	NSYTRAFT	10	NSYTRAFT	10	NSYTRAFT	10	NSYTRAFT
10	NSYTRACSR4	10	NSYTRACSR4	10	NSYTRACSR4	10	NSYTRACSR6
100	NSYTRASB4	100	NSYTRASB4	100	NSYTRASB4	100	NSYTRASB4
20	NSYSR200BD	20	NSYSR200BD	20	NSYSR200BD	20	NSYSR200BD
10		10		10		12	

Spring terminal blocks - Passthrough




		NSYTRR63	NSYTRR102	NSYTRR162			
Nominal c.s.a.		6 mm ²	10 mm ²	16 mm ²			
	Type of block	Passthrough	Passthrough	Passthrough			
	Type of connection	1 pole - 1 x 2	1 pole - 1 x 1	1 pole - 1 x 1			
	Colour	Grey	Grey	Grey			
Max. electric values (U _{max} , I _{max})		1000 V, 52 A	1000 V, 65 A	1000 V, 90 A			
Dimensions (mm)							
	Length	90.5	71.5	80			
	Height	43.5	50.5	51			
	Width	8.2	10.2	12.2			
Cabling c.s.a. (mm ²)		6	10	16			
	Flexible cable	0.5 - 6	0.2 - 10	0.2 - 16			
	Solid cable	0.2 - 10	0.2 - 16	0.2 - 25			
Nominal electric values							
	IEC/EN 60947-7-1	800 V, 41 A	800 V, 57 A	800 V, 76 A			
	UL	600 V, 50 A, 24 - 8 AWG	600 V, 65 A, 16 - 6 AWG	600 V, 85 A, 16 - 4 AWG			
	CSA	600 V, 50 A, 24 - 8 AWG	600 V, 65 A, 16 - 6 AWG	600 V, 85 A, 16 - 4 AWG			
	ATEX	-	-	-			
Certifications		UL, CSA, VDE, ATEX, IECEx, GL, LR, DNV, GOST	UL, CSA, VDE, ATEX, IECEx, GL, LR, DNV, GOST	UL, CSA, VDE, ATEX, IECEx, GL, LR, DNV, GOST			
Terminal blocks							
		Sold in lots of	Unit reference	Sold in lots of	Unit reference	Sold in lots of	Unit reference
	Grey	50	NSYTRR63	50	NSYTRR102	50	NSYTRR162
	Blue	-	-	50	NSYTRR102BL	50	NSYTRR162BL
	Orange	-	-	-	-	-	-
Accessories							
End stop for 35 mm DIN rail	Clip-on, 5.2 mm	50	NSYTRAAB35	50	NSYTRAAB35	50	NSYTRAAB35
	With screw, 9.5 mm	50	NSYTRAABV35	50	NSYTRAABV35	50	NSYTRAABV35
End plate, width 2.2 mm	Grey	50	NSYTRACR63	50	NSYTRACR102	50	NSYTRACR162
	Blue	-	-	-	-	-	-
Partition plate, width 2 mm	Grey	-	-	-	-	-	-
	Blue	-	-	-	-	-	-
Plug-in bridge Red	2-pole	10	NSYTRAL62	10	NSYTRAL102	10	NSYTRAL162
	3-pole	10	NSYTRAL63	-	-	-	-
	4-pole	-	-	-	-	-	-
	5-pole	-	-	-	-	-	-
	10-pole	10	NSYTRAL610	-	-	-	-
	20-pole	-	-	-	-	-	-
Blue	10-pole	10	NSYTRAL610BL	-	-	-	-
Grey	10-pole	10	NSYTRAL610GR	-	-	-	-
Step-down bridge, down to 2.5/4 mm ²	Screw to screw terminal	-	-	-	-	-	-
	Spring to spring terminal	10	NSYTRALR62	10	NSYTRALR102	10	NSYTRALR162
Test plug	Metalic part, Ø 2.3 mm	10	NSYTRAATM1	10	NSYTRAATM1	10	NSYTRAATM1
	Insulating sleeve, red	10	NSYTRAATP1	10	NSYTRAATP1	10	NSYTRAATP1
Test adaptor	For plug-in bridge shaft	10	NSYTRAFT	10	NSYTRAFT	10	NSYTRAFT
Warning label	Yellow	10	NSYTRACSR6	10	NSYTRACSR10	10	NSYTRACSR10
Marker tag holder	For ●AB35 end stop	100	NSYTRASB4	100	NSYTRASB4	100	NSYTRASB4
DIN rail 35 x 7.2 mm	Perforated, 2 m long	20	NSYSDR200BD	20	NSYSDR200BD	20	NSYSDR200BD
Marking accessories		See page 80					
General data							
	Strip length (mm)	12		18		18	

Spring terminal blocks - Protective earth



		NSYTRR22PE	NSYTRR23PE	NSYTRR24PE			
Nominal c.s.a.		2.5 mm ²	2.5 mm ²	2.5 mm ²			
	Type of block	Protective earth	Protective earth	Protective earth			
	Type of connection	1 pole - 1 x 1	1 pole - 1 x 2	1 pole - 2 x 2			
	Colour	Green/Yellow	Green/Yellow	Green/Yellow			
Max. electric values		-	-	-			
Dimensions (mm)							
	Length	48.5	60.5	72			
	Height	36.5	36.5	36.5			
	Width	5.2	5.2	5.2			
Cabling c.s.a. (mm ²)		2.5	2.5	2.5			
	Flexible cable	0.08 - 2.5	0.08 - 2.5	0.08 - 2.5			
	Solid cable	0.08 - 4	0.08 - 4	0.08 - 4			
Nominal electric values							
	IEC/EN 60947-7-1	-	-	-			
	UL	28 - 12 AWG	28 - 12 AWG	28 - 12 AWG			
	CSA	28 - 12 AWG	28 - 12 AWG	28 - 12 AWG			
	ATEX	-	-	-			
Certifications		UL, CSA, VDE, ATEX, IECEx, GL, LR, DNV, GOST	UL, CSA, VDE, ATEX, IECEx, GL, LR, DNV, GOST	UL, CSA, VDE, ATEX, IECEx, GL, LR, DNV, GOST			
Terminal blocks							
	Green/Yellow	Sold in lots of 50	Unit reference NSYTRR22PE	Sold in lots of 50	Unit reference NSYTRR23PE	Sold in lots of 50	Unit reference NSYTRR24PE
Accessories							
End stop for 35mm DIN rail	Clip-on, 5.2 mm	50	NSYTRAAB35	50	NSYTRAAB35	50	NSYTRAAB35
	With screw, 9.5 mm	50	NSYTRAABV35	50	NSYTRAABV35	50	NSYTRAABV35
End plate, width 2.2 mm	Grey	50	NSYTRACR22	50	NSYTRACR23	50	NSYTRACR24
	Blue	50	NSYTRACR22BL	50	NSYTRACR23BL	50	NSYTRACR24BL
Partition plate, width 2 mm	Grey	50	NSYTRAPR42	50	NSYTRAPR23	50	NSYTRAPR24
	Blue	-	-	-	-	-	-
Plug-in bridge Red	2-pole	-	-	-	-	-	-
	3-pole	-	-	-	-	-	-
	10-pole	-	-	-	-	-	-
Test plug	Metalic part, Ø 2.3 mm	10	NSYTRAATM1	10	NSYTRAATM1	10	NSYTRAATM1
	Insulating sleeve, red	10	NSYTRAATP1	10	NSYTRAATP1	10	NSYTRAATP1
Test adaptor	For plug-in bridge shaft	10	NSYTRAFT	10	NSYTRAFT	10	NSYTRAFT
Warning label	Yellow	10	NSYTRACSR2	10	NSYTRACSR2	10	NSYTRACSR2
Marker tag holder	For ●AB35 end stop	100	NSYTRASB4	100	NSYTRASB4	100	NSYTRASB4
DIN rail 35 x 7.2 mm	Perforated, 2 m long	20	NSYSDR200BD	20	NSYSDR200BD	20	NSYSDR200BD
Marking accessories		See page 80					
General data							
	Strip length (mm)	10		10		10	



NSYTRR42PE	NSYTRR43PE	NSYTRR44PE
4 mm ²	4 mm ²	4 mm ²
Protective earth	Protective earth	Protective earth
1 pole - 1 x 1	1 pole - 1 x 2	1 pole - 2 x 2
Green/Yellow	Green/Yellow	Green/Yellow
-	-	-
56	71.5	87
36.5	36.5	36.5
6.2	6.2	6.2
4	4	4
0.08 - 4	0.08 - 4	0.08 - 4
0.08 - 6	0.08 - 6	0.08 - 6
-	-	-
28 -10 AWG	28 -10 AWG	28 -10 AWG
28 -10 AWG	28 -10 AWG	28 -10 AWG
-	-	-
UL, CSA, VDE, ATEX, IECEX, GL, LR, DNV, GOST	UL, CSA, VDE, ATEX, IECEX, GL, LR, DNV, GOST	UL, CSA, VDE, ATEX, IECEX, GL, LR, DNV, GOST

Sold in lots of	Unit reference	Sold in lots of	Unit reference	Sold in lots of	Unit reference
50	NSYTRR42PE	50	NSYTRR43PE	50	NSYTRR44PE
50	NSYTRAAB35	50	NSYTRAAB35	50	NSYTRAAB35
50	NSYTRAABV35	50	NSYTRAABV35	50	NSYTRAABV35
50	NSYTRACR42	50	NSYTRACR43	50	NSYTRACR44
-	-	-	-	-	-
50	NSYTRAPR42	-	-	-	-
-	-	-	-	-	-
-	-	-	-	-	-
-	-	-	-	-	-
-	-	-	-	-	-
10	NSYTRAATM1	10	NSYTRAATM1	10	NSYTRAATM1
10	NSYTRAATP1	10	NSYTRAATP1	10	NSYTRAATP1
10	NSYTRAFT	10	NSYTRAFT	10	NSYTRAFT
10	NSYTRACSR4	10	NSYTRACSR4	10	NSYTRACSR4
100	NSYTRASB4	100	NSYTRASB4	100	NSYTRASB4
20	NSYSDR200BD	20	NSYSDR200BD	20	NSYSDR200BD
10		10		10	

Spring terminal blocks - Protective earth



		NSYTRR62PE	NSYTRR102PE	NSYTRR162PE			
Nominal c.s.a.		6 mm ²	10 mm ²	16 mm ²			
	Type of block	Protective earth	Protective earth	Protective earth			
	Type of connection	1 pole - 1 x 1	1 pole - 1 x 1	1 pole - 1 x 1			
	Colour	Green/Yellow	Green/Yellow	Green/Yellow			
Max. electric values		-	-	-			
Dimensions (mm)							
	Length	69.5	71.5	80			
	Height	43.5	50.5	51			
	Width	8.2	10.2	12.2			
Cabling c.s.a. (mm ²)		6	10	16			
	Flexible cable	0.2 - 6	0.2 - 10	0.2 - 16			
	Solid cable	0.08 - 4	0.2 - 16	0.2 - 25			
Nominal electric values							
	IEC/EN 60947-7-1	-	-	-			
	UL	24 - 8 AWG	16 - 6 AWG	16 - 4 AWG			
	CSA	24 - 8 AWG	16 - 6 AWG	16 - 4 AWG			
	ATEX Ⓢ	-	-	-			
Certifications		UL, CSA, VDE, ATEX, IECEx, GL, LR, DNV, GOST	UL, CSA, VDE, ATEX, IECEx, GL, LR, DNV, GOST	UL, CSA, VDE, ATEX, IECEx, GL, LR, DNV, GOST			
Terminal blocks							
		Sold in lots of	Unit reference	Sold in lots of	Unit reference	Sold in lots of	Unit reference
	Green/Yellow	50	NSYTRV62PE	50	NSYTRR102PE	50	NSYTRR162PE
Accessories							
End stop for 35mm DIN rail	Clip-on, 5.2 mm	50	NSYTRAAB35	50	NSYTRAAB35	50	NSYTRAAB35
	With screw, 9.5 mm	50	NSYTRAABV35	50	NSYTRAABV35	50	NSYTRAABV35
End plate, width 2.2 mm	Grey	50	NSYTRACR62	50	NSYTRACR102	50	NSYTRACR162
	Blue	-	-	-	-	-	-
Partition plate, width 2 mm	Grey	-	-	-	-	-	-
	Blue	-	-	-	-	-	-
Plug-in bridge	2-pole	10	NSYTRAL62	10	NSYTRAL102	10	NSYTRAL162
	Red						
	3-pole	10	NSYTRAL63	-	-	-	-
Test plug	10-pole	10	NSYTRAL610	-	-	-	-
	Metalic part, Ø 2.3 mm	10	NSYTRAATM1	10	NSYTRAATM1	10	NSYTRAATM1
Test adaptor	Insulating sleeve, red	10	NSYTRAATP1	10	NSYTRAATP1	10	NSYTRAATP1
	For plug-in bridge shaft	10	NSYTRAFT	10	NSYTRAFT	10	NSYTRAFT
Warning label	Yellow	10	NSYTRACSR6	10	NSYTRACSR10	10	NSYTRACSR10
Marker tag holder	For ●AB35 end stop	100	NSYTRASB4	100	NSYTRASB4	100	NSYTRASB4
DIN rail 35 x 7.2 mm	Perforated, 2 m long	20	NSYS DR200BD	20	NSYS DR200BD	20	NSYS DR200BD
Marking accessories		See page 80					
General data							
	Strip length (mm)	12		18		18	

Spring terminal blocks - Double deck passthrough



		NSYTRR24D	NSYTRR44D	NSYTRR26T			
Nominal c.s.a.		2.5 mm ²	4 mm ²	2.5 mm ²			
	Type of block	Passthrough - Double deck	Passthrough - Double deck	Passthrough - 3 Levels			
	Type of connection	2 pole - 1 x 1	2 pole - 1 x 1	3 pole - 1 x 1			
	Colour	Grey	Grey	Grey			
Max. electric values (U _{max} , I _{max})		500 V, 26 A	500 V, 34 A	500 V, 28 A			
Dimensions (mm)							
	Length	78	92.4	99.5			
	Height	55	55	58			
	Width	5.2	6.2	5.2			
Cabling c.s.a. (mm ²)		2.5	4	2.5			
	Flexible cable	0.08 - 2.5	0.08 - 4	0.08 - 2.5			
	Solid cable	0.08 - 4	0.08 - 6	0.08 - 4			
Nominal electric values							
	IEC/EN 60947-7-1 60947-7-1	500 V, 22 A	500 V, 28 A	500 V, 20 A			
	UL	600 V, 20 A, 28 - 12 AWG	600 V, 30 A, 28 - 10 AWG	600 V, 20 A, 28 - 12 AWG			
	CSA	600 V, 20 A, 28 - 12 AWG	600 V, 30 A, 28 - 10 AWG	600 V, 20 A, 28 - 12 AWG			
	ATEX	440 V, 19,5 A	440 V, 22 A	-			
Certifications (1)		UL, CSA, VDE, GL, LR, DNV, GOST	UL, CSA, VDE, GL, LR, DNV, GOST	UL, CSA, VDE, GL, LR, GOST			
Terminal blocks							
		Sold in lots of	Unit reference	Sold in lots of	Unit reference	Sold in lots of	Unit reference
	Grey	50	NSYTRR24D	50	NSYTRR44D	50	NSYTRR26T
	Blue	50	NSYTRR24DBL	50	NSYTRR44DBL	50	NSYTRR26TBL
Accessories							
End stop for 35 mm DIN rail	Clip-on, 5.2 mm	50	NSYTRAAB35	50	NSYTRAAB35	50	NSYTRAAB35
	With screw, 9.5 mm	50	NSYTRAABV35	50	NSYTRAABV35	50	NSYTRAABV35
End plate, width 2.2 mm	Grey	50	NSYTRACRE24	50	NSYTRACRE44	50	NSYTRACRE26
	Blue	-	-	-	-	-	-
Plug-in bridge Red	2-pole	50	NSYTRAL22	50	NSYTRAL42	50	NSYTRAL22
	3-pole	50	NSYTRAL23	50	NSYTRAL43	50	NSYTRAL23
	4-pole	50	NSYTRAL24	50	NSYTRAL44	50	NSYTRAL24
	5-pole	50	NSYTRAL25	50	NSYTRAL45	50	NSYTRAL25
	10-pole	10	NSYTRAL210	10	NSYTRAL410	10	NSYTRAL210
	20-pole	10	NSYTRAL220	10	NSYTRAL420	10	NSYTRAL220
Vertical bridge	1-pole	50	NSYTRALV24R	50	NSYTRALV24R	-	-
Test plug	Metalic part, Ø 2.3 mm	10	NSYTRAATM1	10	NSYTRAATM1	10	NSYTRAATM1
	Insulating sleeve, red	10	NSYTRAATP1	10	NSYTRAATP1	10	NSYTRAATP1
Test adaptor	For plug-in bridge shaft	10	NSYTRAFT	10	NSYTRAFT	10	NSYTRAFT
Warning label	Yellow	10	NSYTRACSR2	10	NSYTRACSR4	10	NSYTRACSR2
Marker tag holder	For ●AB35 end stop	100	NSYTRASB4	100	NSYTRASB4	100	NSYTRASB4
DIN rail 35x7.2mm	Perforated, 2m long	20	NSYSDR200BD	20	NSYSDR200BD	20	NSYSDR200BD
Marking accessories		See page 80					
General data							
	Strip length (mm)	10		10		10	

(1) ATEX and IECEx certifications pending.



The **NSYTRALV24R** vertical bridge offers the option of connecting both levels of the standard double-level **NSYTRR24D** or **NSYTRR44D** terminal blocks.

Spring terminal blocks - Double deck protective earth

PB502165



PB502164






		NSYTRR24DPE	NSYTRR44DPE		
Nominal c.s.a.		2.5 mm ²	4 mm ²		
	Type of block	Protective earth - Double deck	Double deck - Protective earth		
	Type of connection	1 pole - 2 x 2	1 pole - 2 x 2		
	Colour	Green/Yellow	Green/Yellow		
Max. electric values		-	-		
Dimensions (mm)					
	Length	78	92.4		
	Height	55	55		
	Width	5.2	6.2		
Cabling c.s.a. (mm ²)		2.5	4		
	Flexible cable	0.08 - 2.5	0.08 - 4		
	Solid cable	0.08 - 4	0.08 - 6		
Nominal electric values					
	IEC/EN 60947-7-1 60947-7-1	-	-		
	UL	28 - 12 AWG	28 - 10 AWG		
	CSA	28 - 12 AWG	28 - 10 AWG		
	ATEX	-	-		
Certifications (1)		UL, CSA, VDE, GL, LR, DNV, GOST	UL, CSA, VDE, GL, LR, DNV, GOST		
Terminal blocks					
	Green/Yellow	Sold in lots of	Unit reference	Sold in lots of	Unit reference
		50	NSYTRR24DPE	50	NSYTRR44DPE
Accessories					
End stop for 35 mm DIN rail	Clip-on, 5.2 mm	50	NSYTRAAB35	50	NSYTRAAB35
	With screw, 9.5 mm	50	NSYTRAABV35	50	NSYTRAABV35
End plate, width 2.2 mm	Grey	50	NSYTRACRE24	50	NSYTRACRE44
	Blue	-	-	-	-
Plug-in bridge Red	2-pole	50	NSYTRAL22	50	NSYTRAL42
	3-pole	50	NSYTRAL23	50	NSYTRAL43
	4-pole	50	NSYTRAL24	50	NSYTRAL44
	5-pole	50	NSYTRAL25	50	NSYTRAL45
	10-pole	10	NSYTRAL210	10	NSYTRAL410
	20-pole	10	NSYTRAL220	10	NSYTRAL420
Test plug	Metalic part, Ø 2.3 mm	10	NSYTRAATM1	10	NSYTRAATM1
	Insulating sleeve, red	10	NSYTRAATP1	10	NSYTRAATP1
Test adaptor	For plug-in bridge shaft	10	NSYTRAFT	10	NSYTRAFT
Warning label	Yellow	10	NSYTRACSR2	10	NSYTRACSR4
Marker tag holder	For ●AB35 end stop	100	NSYTRASB4	100	NSYTRASB4
DIN rail 35 x 7.2 mm	Perforated, 2 m long	20	NSYS DR200BD	20	NSYS DR200BD
Marking accessories		See page 80			
General data					
	Strip length (mm)	10		10	

(1) ATEX and IECEx certifications pending.

Spring terminal blocks - Disconnect



		NSYTTR22SC	NSYTTR23SC		
Nominal c.s.a.		2.5 mm ²	2.5 mm ²		
	Type of block	Disconnect (blade)	Disconnect (blade)		
	Type of connection	1 pole - 1 x 1	1 pole - 1 x 2		
	Colour	Grey	Grey		
Max. electric values (U _{max} , I _{max})		400 V, 20 A	400 V, 20 A		
Dimensions (mm)					
	Length	60.5	72		
	Height	36.5	36.5		
	Width	5.2	5.2		
Cabling c.s.a. (mm ²)		2.5	2.5		
	Flexible cable	0.08 - 2.5	0.08 - 2.5		
	Solid cable	0.08 - 4	0.08 - 4		
Nominal electric values					
	IEC/EN 60947-7-1	400 V, 20 A	400 V, 20 A		
	UL	600 V, 16 A, 28 - 12 AWG	600 V, 16 A, 28 - 12 AWG		
	CSA	300 V, 16 A, 28 - 12 AWG	300 V, 16 A, 28 - 12 AWG		
	ATEX	-	-		
Certifications		UL, CSA, GOST	UL, CSA, GOST		
Terminal blocks					
		Sold in lots of	Unit reference	Sold in lots of	Unit reference
	Grey	50	NSYTTR22SC	50	NSYTTR23SC
	Orange	50	NSYTTR22SCAR	50	NSYTTR23SCAR
Accessories					
End stop for 35 mm DIN rail	Clip-on, 5.2 mm	50	NSYTRAAB35	50	NSYTRAAB35
	With screw, 9.5 mm	50	NSYTRAABV35	50	NSYTRAABV35
End plate, width 2.2 mm	Grey	50	NSYTRACR23	50	NSYTRACR24
	Blue	-	-	-	-
Partition plate, width 2 mm	Grey	50	NSYTRAPR23	50	NSYTRAPR24
	Blue	-	-	-	-
Plug-in bridge Red	2-pole	50	NSYTRAL22	50	NSYTRAL22
	3-pole	50	NSYTRAL23	50	NSYTRAL23
	4-pole	50	NSYTRAL24	50	NSYTRAL24
	5-pole	50	NSYTRAL25	50	NSYTRAL25
	10-pole	10	NSYTRAL210	10	NSYTRAL210
	20-pole	10	NSYTRAL220	10	NSYTRAL220
Removable carrier	For fuse 5 x 20 mm	-	-	-	-
	For fuse 5 x 20 mm 110 - 250 V LED	-	-	-	-
	For fuse 5 x 20 mm 12 - 30 V LED	-	-	-	-
	For component	-	-	-	-
	With 1N4007 diode	-	-	-	-
Test plug	Metalic part, Ø 2.3 mm	10	NSYTRAATM1	10	NSYTRAATM1
	Insulating sleeve, red	10	NSYTRAATP1	10	NSYTRAATP1
Test adaptor	For plug-in bridge shaft	10	NSYTRAFT	10	NSYTRAFT
Warning label	Yellow	50	NSYTRACSR2	50	NSYTRACSR2
Marker tag holder	For ●AB35 end stop	100	NSYTRASB4	100	NSYTRASB4
DIN rail 35 x 7.2 mm	Perforated, 2 m long	20	NSYSDR200BD	20	NSYSDR200BD
Marking accessories		See page 80			
General data					
	Strip length (mm)	10		10	



NSYTRR22TB		NSYTRR23TB		NSYTRR24SCD	
2.5 mm ²		2.5 mm ²		2.5 mm ²	
Disconnect (for carrier)		Disconnect (for carrier)		Disconnect (blade)	
1 pole - 1 x 1		1 pole - 1 x 2		2 pole - 1 x 1	
Grey		Grey		Grey	
400 V, 20 A		400 V, 20 A		400 V, 16 A	
60.5		72		107	
36.5		36.5		55	
5.2		5.2		5.2	
2.5		2.5		2.5	
0.08 - 2.5		0.08 - 2.5		0.08 - 2.5	
0.08 - 4		0.08 - 4		0.08 - 4	
400 V, 20 A		400 V, 20 A		400 V, 16 A	
300 V, 16 A, 28 - 12 AWG		300 V, 16 A, 28 - 12 AWG		300 V, 10 A, 28 - 12 AWG	
300 V, 16 A, 28 - 12 AWG		300 V, 16 A, 28 - 12 AWG		300 V, 10 A, 28 - 12 AWG	
-		-		-	
UL, CSA, GOST		UL, CSA, GOST		UL, CSA, GOST	
Sold in lots of	Unit reference	Sold in lots of	Unit reference	Sold in lots of	Unit reference
50	NSYTRR22TB	50	NSYTRR23TB	50	NSYTRR24SCD
-	-	-	-	-	-
50	NSYTRAAB35	50	NSYTRAAB35	50	NSYTRAAB35
50	NSYTRAABV35	50	NSYTRAABV35	50	NSYTRAABV35
50	NSYTRACR23	50	NSYTRACR24	-	Included
-	-	-	-	-	-
50	NSYTRAPR23	50	NSYTRAPR24	-	-
-	-	-	-	-	-
50	NSYTRAL22	50	NSYTRAL22	50	-
50	NSYTRAL23	50	NSYTRAL23	50	-
50	NSYTRAL24	50	NSYTRAL24	50	-
50	NSYTRAL25	50	NSYTRAL25	50	-
10	NSYTRAL210	10	NSYTRAL210	10	-
10	NSYTRAL220	10	NSYTRAL220	10	-
10	NSYTRASF520	10	NSYTRASF520	-	-
10	NSYTRASF520M	10	NSYTRASF520M	-	-
10	NSYTRASF520B	10	NSYTRASF520B	-	-
10	NSYTRASV1	10	NSYTRASV1	-	-
10	NSYTRASV2	10	NSYTRASV2	-	-
10	NSYTRAATM1	10	NSYTRAATM1	10	NSYTRAATM1
10	NSYTRAATP1	10	NSYTRAATP1	10	NSYTRAATP1
10	NSYTRAFT	10	NSYTRAFT	10	NSYTRAFT
50	NSYTRACSR2	50	NSYTRACSR2	50	NSYTRACSR2
100	NSYTRASB4	100	NSYTRASB4	100	NSYTRASB4
20	NSYSDR200BD	20	NSYSDR200BD	20	NSYSDR200BD
10		10		10	

Spring terminal blocks - Miniature passthrough and miniature protective Earth

DIN rail mounting

PB502218



PB502215



PB502305




		NSYTRR22M	NSYTRR24M	NSYTRR22MPE			
Nominal c.s.a.	Type of block	2.5 mm ²	2.5 mm ²	2.5 mm ²			
	Type of connection	Passthrough	Passthrough	Protective earth			
	Type of connection	1 pole - 1 x 1	1 pole - 2 x 2	1 pole - 1 x 1			
	Colour	Grey	Grey	Green/Yellow			
Max. electric values (U _{max} , I _{max})		800 V, 30 A	800 V, 30 A	-			
Dimensions (mm)							
	Length	32	32	32			
	Height	30	30	30			
	Width	5.2	10.4	5.2			
Mounting on		NS15 Din rail	NS15 Din rail	NS15 Din rail			
Cabling c.s.a. (mm ²)		2.5	2.5	2.5			
	Flexible cable	0.08 - 2.5	0.08 - 2.5	0.08 - 2.5			
	Solid cable	0.08 - 4	0.08 - 4	0.08 - 4			
Nominal electric values							
	IEC/EN 60947-7-1	800 V, 24 A	800 V, 24 A	-			
	UL	600 V, 20 A, 28 - 12 AWG	600 V, 20 A, 28 - 12 AWG	28 - 12 AWG			
	CSA	600 V, 20 A, 28 - 12 AWG	600 V, 20 A, 28 - 12 AWG	28 - 12 AWG			
	ATEX	690 V, 22 A	690 V, 22 A	-			
Certifications (1)		UL, CSA, VDE, GOST	UL, CSA, VDE, GOST	UL, CSA, VDE, GOST			
Terminal blocks							
 or 	Grey	50	NSYTRR22M	50	NSYTRR24M	50	NSYTRR22MPE
	Blue	50	NSYTRR22MBL	50	NSYTRR24MBL	-	-
	Grey, with flange	-	-	-	-	-	-
Accessories							
End stop for 15 mm DIN rail	Clip-on, 5.2 mm	50	NSYTRAAB15	50	NSYTRAAB15	50	NSYTRAAB15
End plate, width 2.2 mm	Grey	50	NSYTRACRM22	50	NSYTRACRM22	50	NSYTRACRM22
	Grey, with flange	-	-	-	-	-	-
Insertion bridge Grey	2-pole	-	-	10	NSYTRALM22	-	-
Marker tag holder	For ●AB15 end stop	100	NSYTRASB4	100	NSYTRASB4	100	NSYTRASB4
DIN rail 15 x 7.2 mm	Perforated, 2 m long	10	NSYTRADR155	10	NSYTRADR155	10	NSYTRADR155
Marking accessories (for all mini spring terminals)		Only for NSYTRABF●. See page 81					
General data							
	Strip length (mm)	8		8		8	
	Plate thickness (mm)	-		-		-	
	Hole diameter (mm)	-		-		-	

(1) ATEX and IECEx certifications pending.


Direct mounting (flange)		For micro-perforated mounting plates					
							
NSYTRR22MF	NSYTRR24MF	NSYTRR22MP	NSYTRR24MP				
2.5 mm ²	2.5 mm ²	2.5 mm ²	2.5 mm ²				
Passthrough	Passthrough	Passthrough	Passthrough				
1 pole - 1 x 1	1 pole - 2 x 2	1 pole - 1 x 1	1 pole - 2 x 2				
Grey	Grey	Grey	Grey				
800 V, 30 A	800 V, 30 A	800 V, 30 A	800 V, 30 A				
32	32	32	32				
22	22	22	22				
5.2	10.4	5.2	10.4				
Direct mounting	Direct mounting	Pin mounting	Pin mounting				
2.5	2.5	2.5	2.5				
0.08 - 2.5	0.08 - 2.5	0.08 - 2.5	0.08 - 2.5				
0.08 - 4	0.08 - 4	0.08 - 4	0.08 - 4				
800 V, 24 A	800 V, 24 A	800 V, 24 A	800 V, 24 A				
600 V, 20 A, 28 - 12 AWG	600 V, 20 A, 28 - 12 AWG	600 V, 20 A, 28 - 12 AWG	600 V, 20 A, 28 - 12 AWG				
600 V, 20 A, 28 - 12 AWG	600 V, 20 A, 28 - 12 AWG	600 V, 20 A, 28 - 12 AWG	600 V, 20 A, 28 - 12 AWG				
550 V, 22 A	550 V, 22 A	550 V, 22 A	550 V, 22 A				
UL, CSA, VDE, GOST	UL, CSA, VDE, GOST	UL, CSA, VDE, GOST	UL, CSA, VDE, GOST				
Sold in lots of	Unit reference	Sold in lots of	Unit reference	Sold in lots of	Unit reference	Sold in lots of	Unit reference
50	NSYTRR22MF	50	NSYTRR24MF	50	NSYTRR22MP	10	NSYTRR24MP
50	NSYTRR22MFBL	50	NSYTRR24MFBL	50	NSYTRR22MPBL	10	NSYTRR24MPBL
50	NSYTRR22MFF (2)	50	NSYTRR24MFF (2)	-	-	-	-
-	-	-	-	-	-	-	-
50	NSYTRACRM22	50	NSYTRACRM22	50	NSYTRACRM22	50	NSYTRACRM22
50	NSYTRACRMF22 (2)	50	NSYTRACRMF22 (2)	-	-	-	-
-	-	10	NSYTRALM22	-	-	10	NSYTRALM22
100	NSYTRASB4	100	NSYTRASB4	100	NSYTRASB4	100	-
-	-	-	-	-	-	-	-
8		8		8		8	
-		-		0.6 - 1.5		0.6 - 1.5	
-		-		3.5		3.5	

(2) Can only be used at the end of a group of terminals.

Selection guide **64**




Passthrough **66**


















Protective earth **68**



Double deck **70**



Disconnect **72**






	Push-in	Passthrough		Protective earth	
		Passthrough		Protective earth	
					
Nominal c.s.a (mm²)		2.5	4	2.5	4
Number of poles	1 - 1 x 1	NSYTRP22	NSYTRP42	NSYTRP22PE	NSYTRP42PE
	1 - 1 x 2	NSYTRP23	NSYTRP43	NSYTRP23PE	NSYTRP43PE
	1 - 2 x 2	NSYTRP24	NSYTRP44	NSYTRP24PE	NSYTRP44PE
	1 - 2 x 4	-	-	-	-
	1 - 3 x 3	-	-	-	-
	2 - 1 x 1	-	-	-	-
	2 - 1 x 2	-	-	-	-
	3 - 1 x 1	-	-	-	-
Colours	Grey			-	-
	Blue	NSYTRP22BL NSYTRP23BL NSYTRP24BL	NSYTRP42BL NSYTRP43BL NSYTRP44BL	-	-
	Green/yellow (PE)	-	-		
	Orange	NSYTRP22AR NSYTRP23AR	-	-	-
	Black	-	-	-	-
	With flange	-	-	-	-
	Mounting on				
					
		-	-	-	-
		-	-	-	-
See pages		66/67	67	68	69

PB502360





Vertical bridge





The **NSYTRALV24R** vertical bridge offers the option of connecting both levels of the standard double-level **NSYTRP24D** terminal block.

	Double deck	Disconnect		Hybrid: Screw - IDC connection	
		Blade	Removable carrier	Passthrough	
					
	2.5	2.5	2.5 & 4	1.5	2.5
	-	NSYTRP22SC	NSYTRP22TB NSYTRP42TB	NSYTRH12	NSYTRH22
	-	NSYTRP23SC	-	NSYTRH13	-
	-	NSYTRP24SC	-	-	-
	-	-	-	-	-
	NSYTRP24D	-	-	-	-
	-	-	-	-	-
	-	-	-	-	-
	■	■	■	■	■
	NSYTRP24DBL	-	-	-	-
	NSYTRP24DPE	-	-	NSYTRH12PE	-
	-	-	-	-	-
	-	-	-	-	-
	-	-	-	-	-
	■	■	■	-	-
	■	■	■	-	-
	-	-	-	-	-
	-	-	-	■	■
	70	72	73	76	77

Push-in terminal - Passthrough



		NSYTRP22	NSYTRP23		
Nominal c.s.a.	Type of block	2.5 mm ²	2.5 mm ²		
	Type of connection	Passthrough	Passthrough		
	Type of connection	1 pole - 1 x 1	1 pole - 1 x 2		
	Colour	Grey	Grey		
Max. electric values (U _{max} , I _{max})		800 V, 30 A	800 V, 30 A		
Dimensions (mm)					
	Length	48.5	60.5		
	Height	36.5	36.5		
	Width	5.2	5.2		
Cabling c.s.a. (mm ²)		2.5	2.5		
	Flexible cable	0.14 - 2.5	0.14 - 2.5		
	Solid cable	0.14 - 4	0.14 - 4		
Nominal electric values					
	IEC/EN 60947-7-1	800 V, 24 A	800 V, 24 A		
	UL	600 V, 20 A, 24 - 12 AWG	600 V, 20 A, 24 - 12 AWG		
	CSA	600 V, 20 A, 24 - 12 AWG	600 V, 20 A, 24 - 12 AWG		
	ATEX Ⓢ	-	-		
Certifications		UL, CSA, VDE, ATEX, IECEx, GL, LR, DNV, GOST	UL, CSA, VDE, ATEX, IECEx, GL, LR, DNV, GOST		
Terminal blocks					
		Sold in lots of	Unit reference	Sold in lots of	Unit reference
	Grey	50	NSYTRP22	50	NSYTRP23
	Blue	50	NSYTRP22BL	50	NSYTRP23BL
	Orange	50	NSYTRP22AR	50	NSYTRP23AR
Accessories					
End stop	Clip-on, 5.2 mm	50	NSYTRAAB35	50	NSYTRAAB35
for 35 mm DIN rail	With screw, 9.5 mm	50	NSYTRAABV35	50	NSYTRAABV35
End plate width 2.2 mm	Grey	50	NSYTRACR22	50	NSYTRACR23
	Blue	50	NSYTRACR22BL	50	NSYTRACR23BL
Partition plate width 2 mm	Grey	50	NSYTRAPR42	50	NSYTRAPR23
	Blue	-	-	-	-
Plug-in bridge Red	2-pole	50	NSYTRAL22	50	NSYTRAL22
	3-pole	50	NSYTRAL23	50	NSYTRAL23
	4-pole	50	NSYTRAL24	50	NSYTRAL24
	5-pole	50	NSYTRAL25	50	NSYTRAL25
	10-pole	10	NSYTRAL210	10	NSYTRAL210
Blue	20-pole	10	NSYTRAL220	10	NSYTRAL220
	10-pole	10	NSYTRAL210BL	10	NSYTRAL210BL
Grey	10-pole	10	NSYTRAL210GR	10	NSYTRAL210GR
Step-down bridge, down to 2.5/4 mm ²	Screw to screw terminal	-	-	-	-
	Spring to spring terminal	-	-	-	-
Test plug	Metalic part, Ø 2.3 mm	10	NSYTRAATM1	10	NSYTRAATM1
	Insulating sleeve, red	10	NSYTRAATP1	10	NSYTRAATP1
Test adaptor	For plug-in bridge shaft	10	NSYTRAFT	10	NSYTRAFT
Warning label	Yellow	-	-	-	-
Marker tag holder	For ●AB35 end stop	100	NSYTRASB4	100	NSYTRASB4
DIN rail 35 x 7.2 mm	Perforated, 2 m long	20	NSYSDR200BD	20	NSYSDR200BD
Marking accessories		See page 80			
General data					
	Strip length (mm)	10		10	



NSYTRP24	NSYTRP42	NSYTRP43	NSYTRP44
2.5 mm ²	4 mm ²	4 mm ²	4 mm ²
Passthrough	Passthrough	Passthrough	Passthrough
1 pole - 2 x 2	1 pole - 1 x 1	1 pole - 1 x 2	1 pole - 2 x 2
Grey	Grey	Grey	Grey
800 V, 30 A	800 V, 38 A	800 V, 38 A	800 V, 38 A

72	56	66.5	77
36.5	36.5	36.5	36.5
5.2	6.2	6.2	6.2
2.5	4	4	4
0.14 - 2.5	0.2 - 4	0.2 - 4	0.2 - 4
0.14 - 4	0.2 - 6	0.2 - 6	0.2 - 6


800 V, 24 A	800 V, 32 A	800 V, 32 A	800 V, 32 A
600 V, 20 A, 24 - 12 AWG	600 V, 30 A, 24 - 10 AWG	600 V, 30 A, 24 - 10 AWG	600 V, 30 A, 24 - 10 AWG
600 V, 20 A, 24 - 12 AWG	600 V, 30 A, 24 - 10 AWG	600 V, 30 A, 24 - 10 AWG	600 V, 30 A, 24 - 10 AWG
-	-	-	-
UL, CSA, VDE, ATEX, IECEX, GL, LR, DNV, GOST	UL, CSA, VDE, ATEX, IECEX, GL, LR, DNV, GOST	UL, CSA, VDE, ATEX, IECEX, GL, LR, DNV, GOST	UL, CSA, VDE, ATEX, IECEX, GL, LR, DNV, GOST

Sold in lots of	Unit reference	Sold in lots of	Unit reference	Sold in lots of	Unit reference	Sold in lots of	Unit reference
50	NSYTRP24	50	NSYTRP42	50	NSYTRP43	50	NSYTRP44
50	NSYTRP24BL	50	NSYTRP42BL	50	NSYTRP43BL	50	NSYTRP44BL
-	-	-	-	-	-	-	-


50	NSYTRAAB35	50	NSYTRAAB35	50	NSYTRAAB35	50	NSYTRAAB35
50	NSYTRAABV35	50	NSYTRAABV35	50	NSYTRAABV35	50	NSYTRAABV35
50	NSYTRACR24	50	NSYTRACR42	50	NSYTRACP43	50	NSYTRACP44
50	NSYTRACR24BL	-	-	-	-	-	-
50	NSYTRAPR24	50	NSYTRAPR42	-	-	-	-
-	-	-	-	-	-	-	-
50	NSYTRAL22	50	NSYTRAL42	50	NSYTRAL42	50	NSYTRAL42
50	NSYTRAL23	50	NSYTRAL43	50	NSYTRAL43	50	NSYTRAL43
50	NSYTRAL24	50	NSYTRAL44	50	NSYTRAL44	50	NSYTRAL44
50	NSYTRAL25	50	NSYTRAL45	50	NSYTRAL45	50	NSYTRAL45
10	NSYTRAL210	10	NSYTRAL410	10	NSYTRAL410	10	NSYTRAL410
10	NSYTRAL220	10	NSYTRAL420	10	NSYTRAL420	10	NSYTRAL420
10	NSYTRAL210BL	10	NSYTRAL410BL	10	NSYTRAL410BL	10	NSYTRAL410BL
10	NSYTRAL210GR	10	NSYTRAL410GR	10	NSYTRAL410GR	10	NSYTRAL410GR
-	-	-	-	-	-	-	-
-	-	-	-	-	-	-	-
10	NSYTRAATM1	10	NSYTRAATM1	10	NSYTRAATM1	10	NSYTRAATM1
10	NSYTRAATP1	10	NSYTRAATP1	10	NSYTRAATP1	10	NSYTRAATP1
10	NSYTRAFT	10	NSYTRAFT	10	NSYTRAFT	10	NSYTRAFT
-	-	-	-	-	-	-	-
100	NSYTRASB4	100	NSYTRASB4	100	NSYTRASB4	100	NSYTRASB4
20	NSYSDR200BD	20	NSYSDR200BD	20	NSYSDR200BD	20	NSYSDR200BD

10	12	12	12
----	----	----	----

Push-in terminal blocks - Protective earth



	NSYTRP22PE	NSYTRP23PE	NSYTRP24PE				
Nominal c.s.a.	2.5 mm ²	2.5 mm ²	2.5 mm ²				
Type of block	Protective earth	Protective earth	Protective earth				
Type of connection	1 pole - 1 x 1	1 pole - 1 x 2	1 pole - 2 x 2				
Colour	Green/Yellow	Green/Yellow	Green/Yellow				
Max. electric values	-	-	-				
Dimensions (mm)							
Length	48.5	60.5	72				
Height	36.5	36.5	36.5				
Width	5.2	5.2	5.2				
Cabling c.s.a. (mm ²)	2.5	2.5	2.5				
Flexible cable	0.08 - 2.5	0.08 - 2.5	0.08 - 2.5				
Solid cable	0.08 - 4	0.08 - 4	0.08 - 4				
Nominal electric values							
IEC/EN 60947-7-1	-	-	-				
UL	24 - 12 AWG	24 - 12 AWG	24 - 12 AWG				
CSA	24 - 12 AWG	24 - 12 AWG	24 - 12 AWG				
ATEX	-	-	-				
Certifications	UL, CSA, VDE, ATEX, IECEx, GL, LR, DNV, GOST	UL, CSA, VDE, ATEX, IECEx, GL, LR, DNV, GOST	UL, CSA, VDE, ATEX, IECEx, GL, LR, DNV, GOST				
Terminal blocks							
	Sold in lots of	Unit reference	Sold in lots of	Unit reference	Sold in lots of	Unit reference	
Green/Yellow	50	NSYTRP22PE	50	NSYTRP23PE	50	NSYTRP24PE	
Accessories							
End stop for 35 mm DIN rail	Clip-on, 5.2 mm	50	NSYTRAAB35	50	NSYTRAAB35	50	NSYTRAAB35
	With screw, 9.5 mm	50	NSYTRAABV35	50	NSYTRAABV35	50	NSYTRAABV35
End plate, width 2.2 mm	Grey	50	NSYTRACR22	50	NSYTRACR23	50	NSYTRACR24
	Blue	50	NSYTRACR22BL	50	NSYTRACR23BL	50	NSYTRACR24BL
Partition plate, width 2 mm	Grey	50	NSYTRAPR42	50	NSYTRAPR23	50	NSYTRAPR24
	Blue	-	-	-	-	-	-
Plug-in bridge Red	2-pole	50	NSYTRAL22	50	NSYTRAL22	50	NSYTRAL22
	3-pole	50	NSYTRAL23	50	NSYTRAL23	50	NSYTRAL23
	4-pole	50	NSYTRAL24	50	NSYTRAL24	50	NSYTRAL24
	5-pole	50	NSYTRAL25	50	NSYTRAL25	50	NSYTRAL25
	10-pole	10	NSYTRAL210	10	NSYTRAL210	10	NSYTRAL210
	20-pole	10	NSYTRAL220	10	NSYTRAL220	10	NSYTRAL220
Test plug	Metalic part, Ø 2.3 mm	10	NSYTRAATM1	10	NSYTRAATM1	10	NSYTRAATM1
	Insulating sleeve, red	10	NSYTRAATP1	10	NSYTRAATP1	10	NSYTRAATP1
Test adaptor	For plug-in bridge shaft	10	NSYTRAFT	10	NSYTRAFT	10	NSYTRAFT
Warning label	Yellow	-	-	-	-	-	-
Marker tag holder	For ●AB35 end stop	100	NSYTRASB4	100	NSYTRASB4	100	NSYTRASB4
DIN rail 35 x 7.2 mm	Perforated, 2 m long	20	NSYSDR200BD	20	NSYSDR200BD	20	NSYSDR200BD
Marking accessories	See page 80						
General data							
Strip length (mm)	10		10		10		



NSYTRP42PE		NSYTRP43PE		NSYTRP44PE	
4 mm ²		4 mm ²		4 mm ²	
Protective earth		Protective earth		Protective earth	
1 pole - 1 x 1		1 pole - 1 x 2		1 pole - 2 x 2	
Green/Yellow		Green/Yellow		Green/Yellow	
-		-		-	
56		66.5		77	
36.5		36.5		36.5	
6.2		6.2		6.2	
4		4		4	
0.08 - 4		0.08 - 4		0.08 - 4	
0.08 - 6		0.08 - 6		0.08 - 6	
-		-		-	
24 - 10 AWG		24 - 10 AWG		24 - 10 AWG	
24 - 10 AWG		24 - 10 AWG		24 - 10 AWG	
-		-		-	
UL, CSA, VDE, ATEX, IECEx, GL, LR, DNV, GOST		UL, CSA, VDE, ATEX, IECEx, GL, LR, DNV, GOST		UL, CSA, VDE, ATEX, IECEx, GL, LR, DNV, GOST	
Sold in lots of	Unit reference	Sold in lots of	Unit reference	Sold in lots of	Unit reference
50	NSYTRP42PE	50	NSYTRP43PE	50	NSYTRP44PE
50	NSYTRAAB35	50	NSYTRAAB35	50	NSYTRAAB35
50	NSYTRAABV35	50	NSYTRAABV35	50	NSYTRAABV35
50	NSYTRACR42	50	NSYTRACP43	50	NSYTRACP44
-	-	-	-	-	-
50	NSYTRAPR42	-	-	-	-
-	-	-	-	-	-
50	NSYTRAL42	50	NSYTRAL42	50	NSYTRAL42
50	NSYTRAL43	50	NSYTRAL43	50	NSYTRAL43
50	NSYTRAL44	50	NSYTRAL44	50	NSYTRAL44
50	NSYTRAL45	50	NSYTRAL45	50	NSYTRAL45
10	NSYTRAL410	10	NSYTRAL410	10	NSYTRAL410
10	NSYTRAL420	10	NSYTRAL420	10	NSYTRAL420
10	NSYTRAATM1	10	NSYTRAATM1	10	NSYTRAATM1
10	NSYTRAATP1	10	NSYTRAATP1	10	NSYTRAATP1
10	NSYTRAFT	10	NSYTRAFT	10	NSYTRAFT
-	-	-	-	-	-
100	NSYTRASB4	100	NSYTRASB4	100	NSYTRASB4
20	NSYSDR200BD	20	NSYSDR200BD	20	NSYSDR200BD
-		-		-	
12		12		12	

Push-in terminal blocks - Double deck passthrough



		NSYTRP24D	NSYTRP24DPE		
Nominal c.s.a.		2.5 mm ²	2.5 mm ²		
	Type of block	Passthrough - Double deck	Protective earth - Double deck		
	Type of connection	2 pole - 1 x 1	1 pole - 2 x 2		
	Colour	Grey	Green/Yellow		
Max. electric values (U _{max} , I _{max})		500 V, 24 A	-		
Dimensions (mm)					
	Length	78	78		
	Height	55	55		
	Width	5.2	5.2		
Cabling c.s.a. (mm ²)		2.5	2.5		
	Flexible cable	0.14 - 2.5	0.14 - 2.5		
	Solid cable	0.14 - 4	0.14 - 4		
Nominal electric values					
	IEC/EN 60947-7-1	500 V, 22 A	-		
	UL	600 V, 20 A, 26 - 12 AWG	26 - 12 AWG		
	CSA	600 V, 20 A, 26 - 12 AWG	26 - 12 AWG		
	ATEX	440 V, 19,5 A	-		
Certifications (1)		UL, CSA, VDE, GL, LR, DNV, GOST	UL, CSA, VDE, GL, LR, DNV, GOST		
Terminal blocks					
		Sold in lots of	Unit reference	Sold in lots of	Unit reference
	Grey	50	NSYTRP24D	50	NSYTRP24DPE
	Blue	50	NSYTRP24DBL	-	-
Accessories					
End stop for 35 mm DIN rail	Clip-on, 5.2 mm	50	NSYTRAAB35	50	NSYTRAAB35
	With screw, 9.5 mm	50	NSYTRAABV35	50	NSYTRAABV35
End plate, width 2.2 mm	Grey	50	NSYTRACRE24	50	NSYTRACRE24
	Blue	-	-	-	-
Plug-in bridge Red	2-pole	50	NSYTRAL22	50	NSYTRAL22
	3-pole	50	NSYTRAL23	50	NSYTRAL23
	4-pole	50	NSYTRAL24	50	NSYTRAL24
	5-pole	50	NSYTRAL25	50	NSYTRAL25
	10-pole	10	NSYTRAL210	10	NSYTRAL210
	20-pole	10	NSYTRAL220	10	NSYTRAL220
Vertical bridge	1-pole	50	NSYTRALV24R	-	-
Test plug	Metalic part, Ø 2.3 mm	10	NSYTRAATM1	10	NSYTRAATM1
	Insulating sleeve, red	10	NSYTRAATP1	10	NSYTRAATP1
Test adaptor	For plug-in bridge shaft	10	NSYTRAFT	10	NSYTRAFT
Marker tag holder	For ●AB35 end stop	100	NSYTRASB4	100	NSYTRASB4
DIN rail 35 x 7.2 mm	Perforated, 2 m long	20	NSYSDR200BD	20	NSYSDR200BD
Marking accessories		See page 80			
General data					
	Strip length (mm)	10		10	

(1) ATEX and IECEx certifications pending.


PB502260





The **NSYTRALV24R** vertical bridge offers the option of connecting both levels of the standard double deck **NSYTRP24D** terminal block.



Push-in terminal blocks - Disconnect



		NSYTRP22SC	NSYTRP23SC	NSYTRP24SC			
Nominal c.s.a.		2.5 mm ²	2.5 mm ²	2.5 mm ²			
	Type of block	Disconnect (blade)	Disconnect (blade)	Disconnect (blade)			
	Type of connection	1 pole - 1 x 1	1 pole - 1 x 2	1 pole - 2 x 2			
	Colour	Grey	Grey	Grey			
Max. electric values (U _{max} , I _{max})		400 V, 20 A	400 V, 20 A	400 V, 20 A			
Dimensions (mm)							
	Length	62	72	72			
	Height	36.5	36.5	36.5			
	Width	5.2	5.2	5.2			
Cabling c.s.a. (mm ²)		2.5	2.5	2.5			
	Flexible cable	0.14 - 2.5	0.14 - 2.5	0.14 - 2.5			
	Solid cable	0.14 - 4	0.14 - 4	0.14 - 4			
Nominal electric values							
	IEC/EN 60947-7-1	400 V, 20 A	400 V, 20 A	400 V, 20 A			
	UL	300 V, 20 A, 26 -12 AWG	300 V, 20 A, 26 -12 AWG	300 V, 20 A, 26 -12 AWG			
	CSA	300 V, 20 A, 26 -12 AWG	300 V, 20 A, 26 -12 AWG	300 V, 20 A, 26 -12 AWG			
	ATEX Ⓢ	-	-	-			
Certifications		UL, CSA, VDE, GL, LR, GOST	UL, CSA, VDE, GL, LR, GOST	UL, CSA, VDE, GL, LR, GOST			
Terminal blocks							
		Sold in lots of	Unit reference	Sold in lots of	Unit reference	Sold in lots of	Unit reference
	Grey	50	NSYTRP22SC	50	NSYTRP23SC	50	NSYTRP24SC
Accessories							
End stop for 35 mm DIN rail	Clip-on, 5.2 mm	50	NSYTRAAB35	50	NSYTRAAB35	50	NSYTRAAB35
	With screw, 9.5 mm	50	NSYTRAABV35	50	NSYTRAABV35	50	NSYTRAABV35
End plate, width 2.2 mm	Grey	50	NSYTRACPK22	50	NSYTRACPK23	50	NSYTRACPK24
	Blue	-	-	-	-	-	-
Partition plate, width 2 mm	Grey	50	NSYTRAPR23	50	NSYTRAPR24	-	-
	Blue	-	-	-	-	-	-
Plug-in bridge Red	2-pole	50	NSYTRAL22	50	NSYTRAL22	50	NSYTRAL22
	3-pole	50	NSYTRAL23	50	NSYTRAL23	50	NSYTRAL23
	4-pole	50	NSYTRAL24	50	NSYTRAL24	50	NSYTRAL24
	5-pole	50	NSYTRAL25	50	NSYTRAL25	50	NSYTRAL25
	10-pole	10	NSYTRAL210	10	NSYTRAL210	10	NSYTRAL210
	20-pole	10	NSYTRAL220	10	NSYTRAL220	10	NSYTRAL220
Test plug	Metalic part, Ø 2.3 mm	10	NSYTRAATM1	10	NSYTRAATM1	10	NSYTRAATM1
	Insulating sleeve, red	10	NSYTRAATP1	10	NSYTRAATP1	10	NSYTRAATP1
Test adaptor	For plug-in bridge shaft	10	NSYTRAFT	10	NSYTRAFT	10	NSYTRAFT
Marker tag holder	For ●AB35 end stop	100	NSYTRASB4	100	NSYTRASB4	100	NSYTRASB4
DIN rail 35 x 7.2 mm	Perforated, 2 m long	20	NSYSDR200BD	20	NSYSDR200BD	20	NSYSDR200BD
Marking accessories		See page 80					
General data							
	Strip length (mm)	10		10		10	
Removable carrier	for fuse 5 x 20 mm	-		-		-	
	for fuse 5 x 20 mm 110 V	-		-		-	
	for fuse 5 x 20 mm 12 V	-		-		-	
	for component	-		-		-	
	with 1N4007 diode	-		-		-	



NSYTRP22TB	NSYTRP42TB
2.5 mm ²	4 mm ²
Disconnect (for carrier)	Disconnect (for carrier)
1 pole - 1 x 1	1 pole - 1 x 1
Grey	Grey
400 V, 20 A	400 V, 20 A

62	56
36.5	36.5
5.2	6.2
2.5	4
0.14 - 2.5	0.2 - 4
0.14 - 4	0.2 - 6


400 V, 20 A	400 V, 20 A
300 V, 20 A, 26 -12 AWG	300 V, 20 A, 24 -12 AWG
300 V, 20 A, 26 -12 AWG	300 V, 20 A, 24 -12 AWG
-	-
UL, CSA, VDE, GL, LR, GOST	UL, CSA, VDE, GL, GOST

Sold in lots of	Unit reference	Sold in lots of	Unit reference
50	NSYTRP22TB	50	NSYTRP42TB

50	NSYTRAAB35	50	NSYTRAAB35
50	NSYTRAABV35	50	NSYTRAABV35
50	NSYTRACPK22	50	NSYTRACR42
-	-	-	-
-	-	50	NSYTRAPR24
-	-	-	-
50	NSYTRAL22	50	NSYTRAL42
50	NSYTRAL23	50	NSYTRAL43
50	NSYTRAL24	50	NSYTRAL44
50	NSYTRAL25	50	NSYTRAL45
10	NSYTRAL210	10	NSYTRAL410
10	NSYTRAL220	10	NSYTRAL420
10	NSYTRAATM1	10	NSYTRAATM1
10	NSYTRAATP1	10	NSYTRAATP1
10	NSYTRAFT	10	NSYTRAFT
100	NSYTRASB4	100	NSYTRASB4
20	NSYSDR200BD	20	NSYSDR200BD

10	NSYTRASF520	12	NSYTRASF520
	NSYTRASF520M		NSYTRASF520M
	NSYTRASF520B		NSYTRASF520B
	NSYTRASV1		NSYTRASV1
	NSYTRASV2		NSYTRASV2



PB50217



Passthrough

76

Hybrid terminal blocks - Passthrough



		NSYTRH12	NSYTRH13
Nominal c.s.a.		1.5 mm ²	1.5 mm ²
	Type of block	Passthrough	Passthrough
	Type of connection	1 pole - 1 x 1	1 pole - 1 x 2 (1 screw x 2 IDC)
	Colour	Grey	Grey
Max. electric values (U _{max} , I _{max})		800 V, 17 A	800 V, 17 A
Dimensions (mm)			
	Length	58.8	76.4
	Height	42.8	42.8
	Width	5.2	5.2
Cabling c.s.a. (mm ²)	IDC connection	1.5	1.5
	Flexible cable	0.5 - 1.5	0.5 - 1.5
Cabling c.s.a. (mm ²)	Screw connection	1.5	1.5
	Flexible cable	0.14 - 2.5	0.14 - 2.5
	Solid cable	0.14 - 4	0.14 - 4
Nominal electric values			
	IEC/EN 60947-7-1	800 V, 17 A	800 V, 17 A
	UL	600 V, 10 A, 24 - 16 AWG	600 V, 10 A, 24 - 16 AWG
	CSA	600 V, 10 A, 24 - 16 AWG	600 V, 10 A, 24 - 16 AWG
	ATEX	550 V, 16.5 A	550 V, 16.5 A
Certifications		UL, CSA, ATEX, IECEx, GOST	UL, CSA, ATEX, IECEx, GOST

Terminal blocks



		Sold in lots of	Unit reference	Sold in lots of	Unit reference
	Grey	50	NSYTRH12	50	NSYTRH13


Accessories

End stop for 35 mm DIN rail	Clip-on, 5.2 mm	50	NSYTRAAB35	50	NSYTRAAB35
	With screw, 9.5 mm	50	NSYTRAABV35	50	NSYTRAABV35
End plate, width 2.2 mm	Grey	50	NSYTRACH12	50	NSYTRACH13
	Blue	-	-	-	-
Partition plate, width 2 mm	Grey	50	NSYTRAPD12	50	NSYTRAPD13
	Blue	-	-	-	-
Plug-in bridge Red	2-pole	50	NSYTRAL22	50	NSYTRAL22
	3-pole	50	NSYTRAL23	50	NSYTRAL23
	4-pole	50	NSYTRAL24	50	NSYTRAL24
	5-pole	50	NSYTRAL25	50	NSYTRAL25
	10-pole	10	NSYTRAL210	10	NSYTRAL210
	20-pole	10	NSYTRAL220	10	NSYTRAL220
Test plug	Metalic part, Ø 2.3 mm	10	NSYTRAATM1	10	NSYTRAATM1
	Insulating sleeve, red	10	NSYTRAATP1	10	NSYTRAATP1
Test adaptor	For plug-in bridge shaft	10	NSYTRAFT	10	NSYTRAFT
Marker tag holder	For ●AB35 end stop	100	NSYTRASB4	100	NSYTRASB4
DIN rail 35 x 7.2 mm	Perforated, 2 m long	20	NSYSDR200BD	20	NSYSDR200BD

Marking accessories See page 80

General data

	Strip length (mm)	9	9
	Screw thread	M3	M3
	Torque (Nm)	0.5 - 0.6	0.6 - 0.8



NSYTRH22	NSYTRH12PE
2.5 mm ²	1.5 mm ²
Passthrough	Protective earth
1 pole - 1 x 1	1 pole - 1 x 1
Grey	Green/Yellow
800 V, 24 A	-

62.6	58.8
42.8	42.8
6.2	5.2
2.5	1.5
0.5 - 2.5	0.5 - 1.5
2.5	1.5
0.14 - 4	0.14 - 2.5
0.14 - 6	0.14 - 4

800 V, 24 A	-
600 V, 15 A, 20 - 14 AWG	24 - 16 AWG
600 V, 15 A, 20 - 14 AWG	24 - 16 AWG
550 V, 22 A	-
UL, CSA, ATEX, IECEx, GOST	UL, CSA, ATEX, IECEx, GOST

Sold in lots of	Unit reference	Sold in lots of	Unit reference
50	NSYTRH22	50	NSYTRH12PE

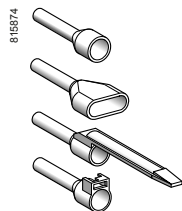
50	NSYTRAAB35	50	NSYTRAAB35
50	NSYTRAABV35	50	NSYTRAABV35
50	NSYTRACH22	50	NSYTRACH12
-	-	-	-
-	-	50	NSYTRAPD12
-	-	-	-
50	NSYTRAL42	50	NSYTRAL22
50	NSYTRAL43	50	NSYTRAL23
50	NSYTRAL44	50	NSYTRAL24
50	NSYTRAL45	50	NSYTRAL25
10	NSYTRAL410	10	NSYTRAL210
10	NSYTRAL420	10	NSYTRAL220
10	NSYTRAATM1	10	NSYTRAATM1
10	NSYTRAATP1	10	NSYTRAATP1
10	NSYTRAFT	10	NSYTRAFT
100	NSYTRASB4	100	NSYTRASB4
20	NSYSR200BD	20	NSYSR200BD

10	14
M4	M5
1.5 - 1.8	2.5 - 3



Marking accessories

80



Mounting and cabling accessories

84

Marking accessories

PE602396



PE602398



PE602399



Clip-in marker strips	NSYTRAB5●	NSYTRAB6●	NSYTRAB8●
Description	10 consecutive figures or numbers, printed horizontally	10 consecutive figures or numbers, printed horizontally	10 consecutive figures or numbers, printed horizontally
Material	Polyamide (PA 6.6, silicone and halogen free)	Polyamide (PA 6.6, silicone and halogen free)	Polyamide (PA 6.6, silicone and halogen free)
Colour	Black markings on white background	Black markings on white background	Black markings on white background
Inflammability class acc. to UL 94	V2	V2	V2
Temperature range (°C)	-40 ... +100	-40 ... +100	-40 ... +100
Compatibility	For 2.5 mm ² TBs: NSY TRV / TRR / TRP / TRH	For 4 mm ² TBs: NSY TRV / TRR / TRP / TRH	For 6 mm ² TBs: NSY TRV / TRR / TRP / TRH
For terminal block width	5.2 mm	6.2 mm	8.2 mm
Mounting position	Lateral sides for NSYTRV terminal blocks Central shaft for NSYTRR / NSYTRP / NSYTRH terminal blocks	Lateral sides for NSYTRV terminal blocks Central shaft for NSYTRR / NSYTRP / NSYTRH terminal blocks	Lateral sides for NSYTRV terminal blocks Central shaft for NSYTRR / NSYTRP / NSYTRH terminal blocks

Marking strips

Printed characters	Sold in lots of	Unit reference	Sold in lots of	Unit reference	Sold in lots of	Unit reference
1 10	10	NSYTRAB510	10	NSYTRAB610	10	NSYTRAB810
11 20	10	NSYTRAB520	10	NSYTRAB620	10	NSYTRAB820
21 30	10	NSYTRAB530	10	NSYTRAB630	10	NSYTRAB830
31 40	10	NSYTRAB540	10	NSYTRAB640	10	NSYTRAB840
41 50	10	NSYTRAB550	10	NSYTRAB650	10	NSYTRAB850
51 60	10	NSYTRAB560	10	NSYTRAB660	10	NSYTRAB860
61 70	10	NSYTRAB570	10	NSYTRAB670	10	NSYTRAB870
71 80	10	NSYTRAB580	10	NSYTRAB680	10	NSYTRAB880
81 90	10	NSYTRAB590	10	NSYTRAB690	10	NSYTRAB890
91 100	10	NSYTRAB5100	10	NSYTRAB6100	10	NSYTRAB8100
1 100 (1 - 10; 11 - 20; ... 91 - 100)	100	NSYTRAB51100	100	NSYTRAB61100	-	-
L1, L2, L3, N, PE	10	NSYTRAB5L1N	10	NSYTRAB6L1N	-	-

Marking cards

PE502343



PE502344



PE502345



Blank marking cards	Sold in lots of	Unit reference	Sold in lots of	Unit reference	Sold in lots of	Unit reference
72 characters (6 strips)	10	NSYTRABPV5	-	-	-	-
60 characters (6 strips)	-	-	10	NSYTRABPV6	-	-
42 characters (6 strips)	-	-	-	-	10	NSYTRABPV8

Marking cards for AB1 terminals (2) and Multi9 Acti9 range

Blank (60 characters max.)	-	-	10	NSYTRAXPV6	-	-
1 10 (6 strips)	-	-	10	NSYTRAXP610	-	-
11 20 (6 strips)	-	-	10	NSYTRAXP620	-	-
21 30 (6 strips)	-	-	10	NSYTRAXP630	-	-
31 40 (6 strips)	-	-	10	NSYTRAXP640	-	-
41 50 (6 strips)	-	-	10	NSYTRAXP650	-	-
L1, L2, L3 (60 characters max.)	-	-	10	NSYTRAX6L1L3	-	-

Accessories

Plotter adapter for marking cards	1	NSYTRABMP1	1	NSYTRABMP1	1	NSYTRABMP1
-----------------------------------	---	------------	---	------------	---	------------

(1) For 16mm² terminal blocks or bigger, the strip must be broken and use the individual marking characters.
(2) Only for AB1 terminal blocks 4mm²; and for Multi9 Acti9 range.

PB502340



PB502350




NSYTRAB10●	NSYTRABF5●	NSYTRABF6●
10 consecutive figures or numbers, printed horizontally	10 consecutive figures or numbers, printed horizontally	10 consecutive figures or numbers, printed horizontally
Polyamide (PA 6.6, silicone and halogen free)	Polyamide (PA 6.6, silicone and halogen free)	Polyamide (PA 6.6, silicone and halogen free)
Black markings on white background	Black markings on white background	Black markings on white background
V2	V2	V2
-40 ... +100	-40 ... +100	-40 ... +100
For $\geq 10 \text{ mm}^2$ TBs: NSY TRV / TRR / TRP / TRH	For 2.5 mm^2 TBs: NSY TRV / TRR / TRP / TRH	For 4 mm^2 TBs: NSY TRV / TRR / TRP / TRH
$\geq 10.2 \text{ mm}$ (1)	5.2 mm	6.2 mm
Lateral sides for NSYTRV terminal blocks Central shaft for NSYTRR / NSYTRP / NSYTRH terminal blocks	Central shaft for NSYTRR / NSYTRP / NSYTRH terminal blocks Lateral sides for NSYTRV terminal blocks	Central shaft for NSYTRR / NSYTRP / NSYTRH terminal blocks Lateral sides for NSYTRV terminal blocks

Sold in lots of	Unit reference	Sold in lots of	Unit reference	Sold in lots of	Unit reference
10	NSYTRAB1010	10	NSYTRABF510	10	NSYTRABF610
10	NSYTRAB1020	10	NSYTRABF520	10	NSYTRABF620
10	NSYTRAB1030	10	NSYTRABF530	10	NSYTRABF630
10	NSYTRAB1040	10	NSYTRABF540	10	NSYTRABF640
10	NSYTRAB1050	10	NSYTRABF550	10	NSYTRABF650
10	NSYTRAB1060	-	-	-	-
10	NSYTRAB1070	-	-	-	-
10	NSYTRAB1080	-	-	-	-
10	NSYTRAB1090	-	-	-	-
10	NSYTRAB10100	-	-	-	-
-	-	-	-	-	-
-	-	-	-	-	-

PB502341



PB502342



Sold in lots of	Unit reference	Sold in lots of	Unit reference	Sold in lots of	Unit reference
-	-	-	-	-	-
-	-	10	NSYTRABFPV5	10	NSYTRABFPV6
-	-	-	-	-	-
-	-	-	-	-	-
-	-	-	-	-	-
-	-	-	-	-	-
-	-	-	-	-	-
-	-	-	-	-	-
-	-	-	-	-	-
-	-	-	-	-	-
-	-	1	NSYTRABMP2	1	NSYTRABMP2

Marking accessories

PB602201



		NSYTRABCV●
		Marking collars for cables
Description		Open marker carrier, 15 mm wide, for clipping into wire
	Material	PVC (Siliconefree)
	Colour	White marker with transparent sleeve
	Inflammability class according to UL 94	V0
	Temperature range [°C]	-50 ... +80
Compatibility		For conductor diameter 2 mm up to 8 mm
	Mounting position	Clip-on to the cable
	Marking elements	With any of the NSYTRABCP● marking elements

Marking collars and inserts

Marking collars		Sold in lots of	Unit reference
for conductor diameter	2 to 3.5 mm	500	NSYTRABCV23
	3 to 5 mm	500	NSYTRABCV35
	5 to 8 mm	500	NSYTRABCV58

Marking inserts, A4 format, perforated


Colour	White	-	-
	Yellow	-	-
	Red	-	-
	Blue	-	-

Marking card with 50 inserts

Colour	White	-	-
--------	-------	---	---

Marking accessories

PB602351



		NSYTRAPLOT
		Plotter
		<ul style="list-style-type: none"> ■ A flexible plotter that helps you label marking elements quickly and easily. ■ Rugged construction in stylish aluminium ■ Easy to change fixtures to suit a variety of marking elements ■ Auto calibration no adjustment necessary ■ Including NSYTRA BMP1 / BMP2 adaptor plates, 0.25 & 0.35 mm black pens, Spacial.print software, power supply, connecting cables, user manual
Printing area		A4
Input voltage/ frequency		100 - 240 V AC, 50/60 Hz
Interface		USB 2.0
Operating system		MS Windows XP/Vista/7
Compatibility		For all NSYTR blank marking cards

Marking collars and inserts

Marking plotter		Sold in lots of	Unit reference
Colour	Grey	1	NSYTRAPLOT

Accessories

		Sold in lots of	Unit reference
Adaptor plates	For NSYTRABPV● ; NSYTRAXPV* and NSYTRABCP5 marking cards	1	NSYTRABMP1
	For NSYTRAFBPV● marking cards	1	NSYTRABMP2
	For ZBY● marking elements ¹	1	NSYTRABMP3
Pen, disposable	0.25 mm line, black	1	NSYTRAPEN2
	0.35 mm line, black	1	NSYTRAPEN3

(1) Can print **ZBY0102**; **ZBY0501** and **ZBY0502** marking elements and all marking sheets: **NSYTRABCV●**; **ZBY4100**; **ZBY001**; **ZBY5100** and **ZBY1101**.

PB602382



NSYTRABC●

Marking inserts for collars

360 inserts for marking collars, A4 format, perforated 15 x 4 mm inserts

Polyester (Silicone and halogen free)

White, yellow, red or blue

V0

40 ... +100

For all **NSYTRABCV●** marking collars

Slides inside the collar sleeve

Can be printed with any office printer, plotter or pen

PB602201



NSYTRABCP5

Marking card for collars

Marking card with 50 inserts for marking collars 15 x 4 mm inserts

Polycarbonate

White

V0

-40 ... +120

For all **NSYTRABCV●** marking collars

Slides inside the collar sleeve

Can be printed with plotter or pen

Sold in lots of

Unit reference

-

-

-

-

-

-

Sold in lots of

Unit reference

-

-

-

-

-

-

10

NSYTRABCP1

-

-

10

NSYTRABCP2

-

-

10

NSYTRABCP3

-

-

10

NSYTRABCP4

-

-

-

-

10

NSYTRABCP5

**Available
June 2013**

Presentation

The cable end consists of a tinned copper tube, at the end of which is a moulded, insulating bezel.

The copper tube encases the strands of the flexible conductor and makes it easier to insert it into terminals.

The plastic bezel insulates the conductor from adjacent connections.

In addition, certain models allow marking of the conductors.

General characteristics

Copper tube tinned by electrolysis according to ISO 1337.

Halogen-free plastic insulating bezel.

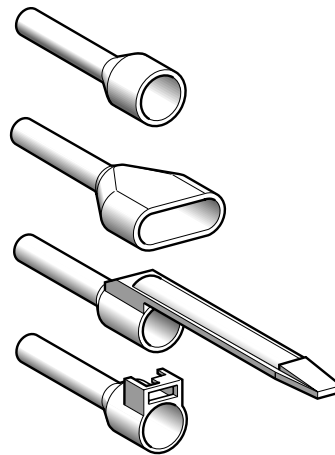
Temperature withstand - 20 °C to 105 °C.

Conforming to standards NFC 63-023 or DIN 46228.

UL and cCSAus certifications for certain products.

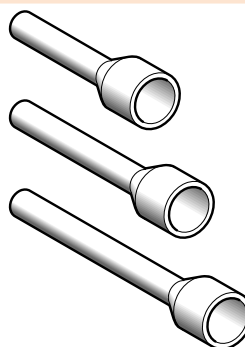
Presentation of the range

4 types



- Single conductor cable ends with insulating bezel
- Twin conductor cable ends with insulating bezel
- Single conductor cable ends with "markable" insulating bezel
- Single conductor cable ends with insulating bezel for fitting clip-on marker tags

3 lengths



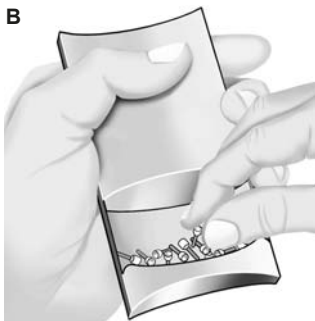
- Short: 11 mm, for printed circuit board type mini-connector
- Medium: 13 mm, for industrial applications, connector or screw clamp
- Long: 16.8 mm, for plug-in and spring terminal block applications

4 types of packaging

- Dispenser pack: c.s.a. $\geq 2.5 \text{ mm}^2$
- String of 10 detachable bags: c.s.a. $\leq 4 \text{ mm}^2$
- Individual bag: c.s.a. $\geq 6 \text{ mm}^2$
- Bag containing 10 strips of 50 cable ends

2 standards

- Products conforming to standard NF C 63-023
- Products conforming to standard DIN 46228 Part 4



4 types of packaging

3 types of bulk pack

- **Strings of 10 detachable bags** c.s.a. 0.25 mm² to 4 mm² inclusive.
- **Individual bags containing 20 or 100 products** c.s.a. 6 mm² to 50 mm².
- **Dispenser containing 200, 100 or 50 products**
 - c.s.a. 0.5 to 2.5 mm² (single conductor cable ends),
 - c.s.a. 2 x 0.7 to 2 x 2.5 mm² (twin conductors cable ends).

The dispensers are supplied in packs. Each pack contains 5 dispensers.

This type of packaging for cable ends improves working conditions through more rational use:

- it facilitates storage by avoiding mixing up cable ends of different cross sectional areas,
- it immediately identifies the c.s.a. of the cable ends it contains because it is the same colour as these cable ends,
- it is designed for controlled dispensing **A** and automatic storage **C**,
- the cable ends can be easily picked up from the dish-shaped receptacle **B**.

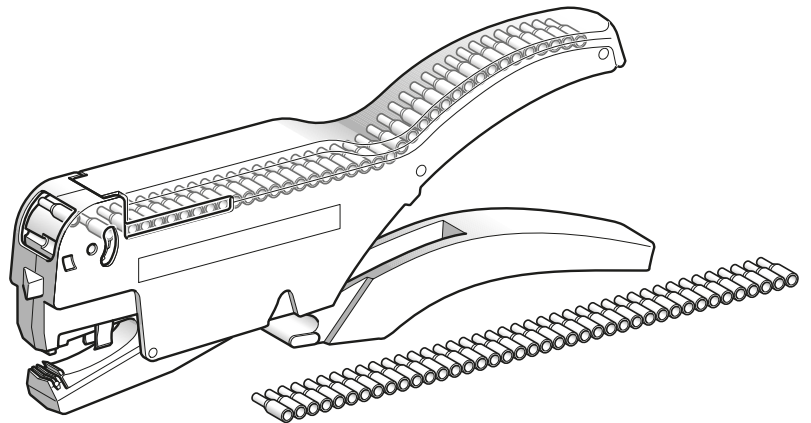
By simply pressing the sides, the dispenser releases the required quantity of cable ends into the receptacle, where they can be picked up, as required. Releasing the pressure on the sides stops the flow of cable ends.

The colour of the dispenser pack corresponds to the colour coding of the Schneider Electric cable ends.

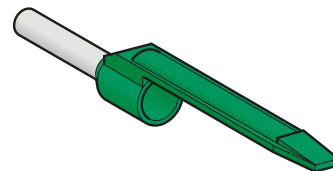

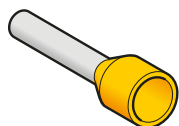
The cable end c.s.a. can therefore be selected visually and instantly.

Strips of 50 cable ends, packed in bags of 10 strips

- C.s.a. from 0.5 to 2.5 mm².
- Allows automatic feeding and crimping of cable ends, using crimping tool **AT1TRIF01**.

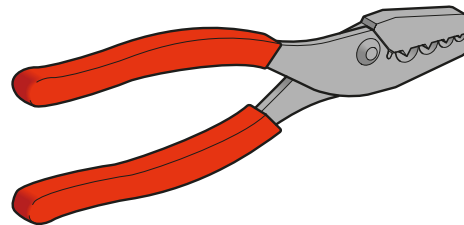
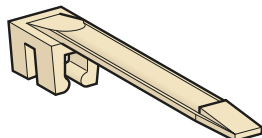
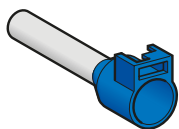


Product type | **Insulated cable ends**

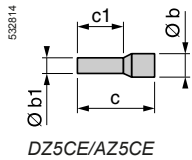
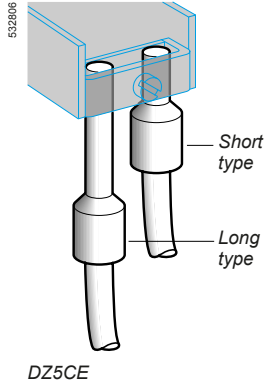


Type	Single conductor cable ends		Twin conductor cable ends		Single conductor markable cable ends	
Conforming to standard	NF C 63-023	DIN 46228	NF C 63-023	DIN 46228	NF C 63-023	DIN 46228
Length of cable end	Short-medium-long		Medium		Medium	
Conductor c.s.a. (mm ²)	0.25 to 6	0.5 to 6	2 x 0.75 to 2 x 2.5		0.25 to 2.5	0.5 to 2.5
Packaging	Individual bag (6 mm ²) Strip of tear-off bags Dispenser pack (0.5 to 2.5 mm ²)		Dispenser pack		Strip of tear-off bags	
Type of clip-on marker	-					
Tools available	-					
References	DZ5CE/AZ5CE		AZ5DE		DZ5CA	
See page	88	90	88	90	89	91

		Marking accessories for insulated cable ends			Tools	
--	--	--	--	--	-------	--



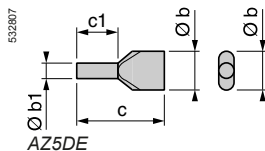
Single conductor cable ends with facility for clip-in marker tag holder		Clip-on marker holder	Clip-in marker tag holder	Clip-on markers	For fitting clip-on markers	For cabling
NF C63-023	DIN 46228	-	-	-	-	-
Medium-long		-	-	-	-	-
4 to 50		-	-	-	-	-
Strip of tear-off bags (4 mm ²)		-	-	-	-	-
Individual bag		-	-	-	-	-
-				Letter Number Colour	-	
-					Marker holder Tool for quick positioning of markers	Automatic wire stripping tool Automatic wire cutting/stripping tool Cable end crimping tools Wire cutters
DZ5CA		AR1SC0		AR1M	AT1P	AT1/AT2
89	91	91		91	91	92/93



Single conductor cable ends (Packed in individual bags or "strings" of bags)										
Conductor c.s.a.		Colour	Type	Dimensions				Sold in lots of	Unit reference	Weight per lot
mm ²	AWG			$\varnothing b$	$\varnothing b1$	c	c1			
0.25	26	Yellow	Short	2.2	1.2	11	6.2	10 x 100	DZ5CE002L6	0.055
			Medium	2.2	1.2	13	8.2	10 x 100	DZ5CE002	0.060
0.34	24	Green	Short	2.2	1.2	11	6.2	10 x 100	DZ5CE003L6	0.055
			Medium	2.2	1.2	13	8.2	10 x 100	DZ5CE003	0.060
0.5	22	White	Short	3	1.4	11	6.2	10 x 100	DZ5CE005L6 (1)	0.085
			Medium	3	1.4	13	8.2	10 x 100	DZ5CE005 (1)	0.090
			Long	3	1.4	16.8	12	10 x 100	DZ5CE005L12	0.095
0.75	20	Blue	Short	3.1	1.6	11	6.2	10 x 100	DZ5CE007L6 (1)	0.095
			Medium	3.1	1.6	13	8.2	10 x 100	DZ5CE007 (1)	0.100
1	18	Red	Short	3.4	1.8	11.5	6.2	10 x 100	DZ5CE010L6 (1)	0.095
			Medium	3.4	1.8	13.5	8.2	10 x 100	DZ5CE010 (1)	0.100
			Long	3.4	1.8	16.8	12	10 x 100	DZ5CE010L12	0.150
1.5	16	Black	Short	4	2.1	11.5	6.2	10 x 100	DZ5CE015L6 (1)	0.110
			Medium	4	2.1	13.5	8.2	10 x 100	DZ5CE015 (1)	0.120
			Long	4	2.1	22.8	17.7	10 x 100	DZ5CE015L12 (1)	0.215
2	14	Yellow	Medium	4.2	2.35	14.5	8.2	10 x 100	DZ5CE020	0.135
2.5	14	Grey	Medium	4.6	2.7	14.5	8.2	10 x 100	DZ5CE025 (1)	0.150
			Long	4.6	2.7	24	17.7	10 x 100	DZ5CE025L12 (1)	0.254
4	12	Orange	Medium	5.5	3.3	17.3	9.8	10 x 100	DZ5CE042 (1)	0.300
			Long	5.5	3.3	25.5	17.5	10 x 100	DZ5CE043 (1)	0.455
6	10	Green	Medium	7	3.95	20	11.5	1 x 100	DZ5CE062	0.045
			Long	7	3.95	26	17.5	1 x 100	DZ5CE063	0.065

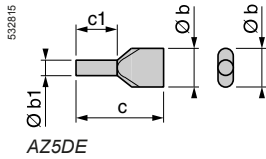
Single conductor cable ends (In dispenser pack)										
0.5	22	White	Medium	3	1.4	13	8.2	5 x 200	AZ5CE005 (1)	0.140
0.75	20	Blue	Medium	3.1	1.6	13	8.2	5 x 200	AZ5CE007 (1)	0.150
1	18	Red	Medium	3.4	1.8	13.5	8.2	5 x 200	AZ5CE010 (1)	0.165
1.5	16	Black	Medium	4	2.1	13.5	8.2	5 x 200	AZ5CE015 (1)	0.180
2.5	14	Grey	Medium	4.6	2.7	14.5	8.2	5 x 100	AZ5CE025 (1)	0.160

Single conductor cable ends (Strips of 50, packed in bag)										
0.5	22	White	Medium	3.1	1.3	14	8	10 x 50	DZ5CEB005	0.380
0.75	20	Blue	Medium	3.3	1.5	14	8	10 x 50	DZ5CEB007	0.470
1	18	Red	Medium	3.5	1.7	14	8	10 x 50	DZ5CEB010	0.500
1.5	16	Black	Medium	4	2	14	8	10 x 50	DZ5CEB015	0.570
2.5	14	Grey	Medium	4.7	2.5	14	8	10 x 50	DZ5CEB025	0.720

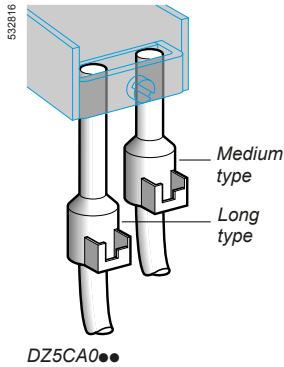


Twin conductor cable ends (In dispenser pack)										
Conductor c.s.a.		Colour	Type	Dimensions				Sold in lots of	Unit reference	Weight per lot
mm ²	AWG			$\varnothing b$	$\varnothing b1$	c	c1			
2 x 0.75	20	Blue	Medium	2.8 x 5	2	15	8	5 x 100	AZ5DE007 (2)	0.130
2 x 1	18	Red	Medium	3.4 x 5.4	2.25	15	8	5 x 100	AZ5DE010 (2)	0.140
2 x 1.5	16	Black	Medium	3.6 x 6.6	2.5	15	8	5 x 100	AZ5DE015 (2)	0.155
2 x 2.5	14	Grey	Medium	4.2 x 7.8	3.2	18.5	10	5 x 50	AZ5DE025 (2)	0.145

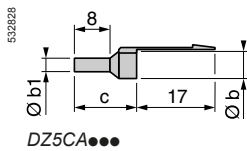
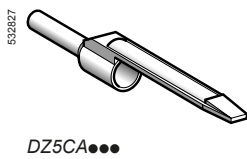
(1) UL certified products.
(2) cCSAus certified products.



Twin conductor cable ends (Economy packaging, in 1 plastic bag)										
Conductor c.s.a.		Colour	Type	Dimensions				Sold in lots of	Unit reference	Weight per lot
mm ²	AWG			Ø b mm	Ø b1 mm	c mm	c1 mm			
2 x 0.5	22	White	Medium	2.5 x 4.7	1.7	18.5	8	1 x 1000	AZ5DE005 (2)	0.110
2 x 0.75	20	Blue	Medium	2.8 x 5	1.8	15	8	1 x 1000	AZ5DE0071 (2)	0.120
2 x 1	18	Red	Medium	3.4 x 5.4	2.05	15	8	1 x 1000	AZ5DE0101 (2)	0.130
2 x 1.5	16	Black	Medium	3.6 x 6.6	2.3	15	8	1 x 1000	AZ5DE0151 (2)	0.145
2 x 2.5	14	Grey	Medium	4.2 x 7.8	2.9	18.5	10	1 x 500	AZ5DE0255 (2)	0.090

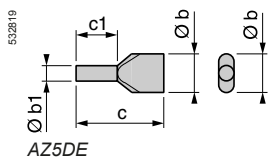
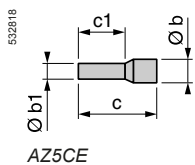
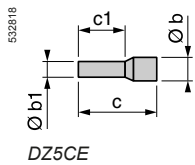
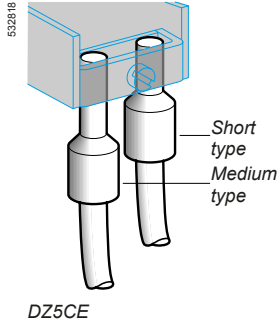


Single conductor markable cable ends (Packed in "strings" of bags)										
Conductor c.s.a.		Colour	Type	Dimensions				Sold in lots of	Unit reference	Weight per lot
mm ²	AWG			Ø b mm	Ø b1 mm	c mm	c1 mm			
0.25	26	Yellow	Medium	2.2	1.2	13	–	10 x 100	DZ5CA002	0.140
0.34	24	Green	Medium	2.2	1.2	13	–	10 x 100	DZ5CA003	0.140
0.5	22	White	Medium	3	1.4	13	–	10 x 100	DZ5CA005 (1)	0.160
0.75	20	Blue	Medium	3.1	1.6	13	–	10 x 100	DZ5CA007 (1)	0.160
1	18	Red	Medium	3.4	1.8	13.5	–	10 x 100	DZ5CA010 (1)	0.160
1.5	16	Black	Medium	4	2.1	13.5	–	10 x 100	DZ5CA015 (1)	0.180
2.5	14	Grey	Medium	4.6	2.7	14.5	–	10 x 100	DZ5CA025 (1)	0.250



Single conductor cable ends with facility for clip-in marker tag holder										
Conductor c.s.a.		Colour	Type	Dimensions				Sold in lots of	Unit reference	Weight per lot
mm ²	AWG			Ø b mm	Ø b1 mm	c mm	c1 mm			
4	12	Orange	Medium	5.5	3.3	19.5	11.5	10 x 100	DZ5CA042 (1)	0.300
			Long	5.5	3.3	25.5	17.5	10 x 100	DZ5CA043 (1)	0.460
6	10	Green	Medium	7	3.95	20	11.5	1 x 100	DZ5CA062	0.045
			Long	7	3.95	26	17.5	1 x 100	DZ5CA063	0.065
10	8	Brown	Medium	8.4	4.95	21.5	12	1 x 100	DZ5CA102	0.057
			Long	8.4	4.95	27	17.5	1 x 100	DZ5CA103	0.085
16	6	White	Medium	8.8	6.35	23.5	12	1 x 100	DZ5CA162	0.078
			Long	8.8	6.35	29	17.5	1 x 100	DZ5CA163	0.100
25	4	Black	Medium	12	8.15	30	17.5	1 x 100	DZ5CA253	0.156
35	2	Red	Medium	13.5	9	30	16	1 x 20	DZ5CA352	0.054
			Long	13.5	9	39	25	1 x 20	DZ5CA353	0.060
50	0	Blue	Medium	15.7	11	36	20	1 x 20	DZ5CA502	0.060
			Long	15.7	11	41	25	1 x 20	DZ5CA503	0.074

(1) UL certified products.
(2) cCSAus certified products.



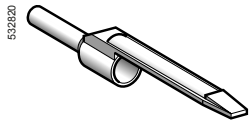
Single conductor cable ends (Packed in individual bags or "strings" of bags)										
Conductor c.s.a.		Colour	Type	Dimensions				Sold in lots of	Unit reference	Weight per lot
mm ²	AWG			Ø b mm	Ø b1 mm	c mm	c1 mm			
0.5	22	White	Short	3	1.4	11	6.2	10 x 100	DZ5CE005L6D (1)	0.085
			Medium	3	1.4	13	8.2	10 x 100	DZ5CE005D (1)	0.090
			Long	3	1.4	16.8	12	10 x 100	DZ5CE005L12D	0.095
0.75	20	Grey	Short	3.1	1.6	11	6.2	10 x 100	DZ5CE007L6D (1)	0.095
			Medium	3.1	1.6	13	8.2	10 x 100	DZ5CE007D (1)	0.100
1	18	Red	Short	3.4	1.8	11.5	6.2	10 x 100	DZ5CE010L6D (1)	0.095
			Medium	3.4	1.8	13.5	8.2	10 x 100	DZ5CE010D (1)	0.100
			Long	3.4	1.8	16.8	12	10 x 100	DZ5CE010L12D	0.150
1.5	16	Black	Short	4	2.1	11.5	6.2	10 x 100	DZ5CE015L6D (1)	0.110
			Medium	4	2.1	13.5	8.2	10 x 100	DZ5CE015D (1)	0.120
			Long	4	2.1	22.8	17.7	10 x 100	DZ5CE0153D (1)	0.215
2.5	14	Blue	Medium	4.6	2.7	14.5	8.2	10 x 100	DZ5CE025D (1)	0.150
			Long	4.6	2.7	24	17.7	10 x 100	DZ5CE0253D (1)	0.254
4	12	Grey	Medium	5.5	3.3	17.3	9.8	10 x 100	DZ5CE042D (1)	0.300
			Long	5.5	3.3	25.5	17.5	10 x 100	DZ5CE043D (1)	0.455
6	10	Yellow	Medium	7	3.95	20	11.5	1 x 100	DZ5CE062D	0.045
			Long	7	3.95	26	17.5	1 x 100	DZ5CE063D	0.065

Single conductor cable ends (In dispenser pack)										
0.5	22	White	Medium	3	1.4	13	8.2	5 x 200	AZ5CE005D (1)	0.140
0.75	20	Grey	Medium	3.1	1.6	13	8.2	5 x 200	AZ5CE007D (1)	0.150
1	18	Red	Medium	3.4	1.8	13.5	8.2	5 x 200	AZ5CE010D (1)	0.165
1.5	16	Black	Medium	4	2.1	13.5	8.2	5 x 200	AZ5CE015D (1)	0.180
2.5	14	Blue	Medium	4.6	2.7	14.5	8.2	5 x 100	AZ5CE025D (1)	0.160

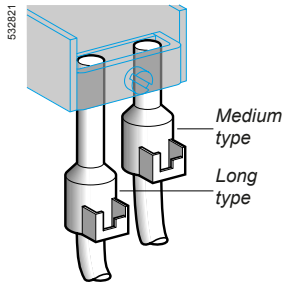
Single conductor cable ends (Strips of 50, packed in bag)										
0.5	22	White	Medium	3.1	1.3	14	8	10 x 50	DZ5CEB005D	0.380
0.75	20	Grey	Medium	3.3	1.5	14	8	10 x 50	DZ5CEB007D	0.470
1	18	Red	Medium	3.5	1.7	14	8	10 x 50	DZ5CEB010D	0.500
1.5	16	Black	Medium	4	2	14	8	10 x 50	DZ5CEB015D	0.570
2.5	14	Blue	Medium	4.7	2.5	14	8	10 x 50	DZ5CEB025D	0.720

Twin conductor cable ends (In dispenser pack)										
2 x 0.75	20	Grey	Medium	2.8 x 5	2	15	8	5 x 100	AZ5DE007D (2)	0.130
2 x 1	18	Red	Medium	3.4 x 5.4	2.25	15	8	5 x 100	AZ5DE010D (2)	0.140
2 x 1.5	16	Black	Medium	3.6 x 6.6	2.5	15	8	5 x 100	AZ5DE015D (2)	0.155
2 x 2.5	14	Blue	Medium	4.2 x 7.8	3.2	18.5	10	5 x 50	AZ5DE025D (2)	0.145

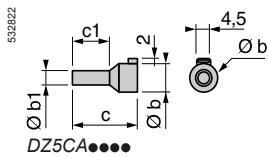
(1) UL certified products.
(2) cCSAus certified products.



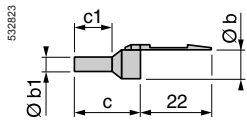
DZ5CA0●●



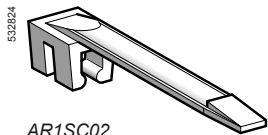
DZ5CA●●●●



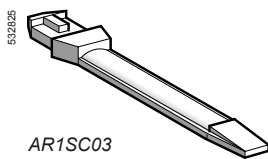
DZ5CA●●●●




DZ5CA●●●●
(with clip-in marker tag holder)




AR1SC02



AR1SC03



AR1M●01. AR1MC01●



AT1PS1

AT1PA1

Single conductor markable cable ends (Packed in "strings" of bags)

Conductor c.s.a.	Colour	Type	Dimensions				Sold in lots of	Unit reference	Weight per lot	
			Ø b	Ø b1	c	c1				
mm ²	AWG		mm	mm	mm	mm			kg	
0.5	22	White	Medium	3	1.4	13	–	10 x 100	DZ5CA005D (1)	0.160
0.75	20	Grey	Medium	3.1	1.6	13	–	10 x 100	DZ5CA007D (1)	0.160
1	18	Red	Medium	3.4	1.8	13.5	–	10 x 100	DZ5CA010D (1)	0.160
1.5	16	Black	Medium	4	2.1	13.5	–	10 x 100	DZ5CA015D (1)	0.180
2.5	14	Blue	Medium	4.6	2.7	14.5	–	10 x 100	DZ5CA025D (1)	0.250

Single conductor cable ends with facility for clip-in marker tag holder (DIN 46228)

Conductor c.s.a.	Colour	Type	Ø b	Ø b1	c	c1	Sold in lots of	Unit reference	Weight per lot
mm ²			mm	mm	mm	mm			kg
4	Orange	Medium	5.5	3.3	19.5	11.5	10 x 100	DZ5CA042D (1)	0.300
6	Green	Medium	7	3.95	20	11.5	1 x 100	DZ5CA062D	0.045
10	Red	Medium	8.4	4.95	21.5	12	1 x 100	DZ5CA102D	0.060
		Long	8.4	4.95	27	17.5	1 x 100	DZ5CA103D	0.090
16	Blue	Medium	9.8	6.35	23.5	12	1 x 100	DZ5CA162D	0.080
		Long	9.8	6.35	29	17.5	1 x 100	DZ5CA163D	0.100
25	Yellow	Long	12	8.15	30	17.5	1 x 100	DZ5CA253D	0.156
35	Red	Medium	13.5	9	30	16	1 x 20	DZ5CA352D	0.054
		Long	13.5	9	39	25	1 x 20	DZ5CA353D	0.060
50	Blue	Medium	15.7	11	36	20	1 x 20	DZ5CA502D	0.060
		Long	15.7	11	41	25	1 x 20	DZ5CA503D	0.072

Marking accessories for insulated, markable cable ends

Description	Sold in lots of	Unit reference	Weight per lot kg	
Clip-on marker tag (2) (for cables 1 to 1.5 mm ²)	100	AR1SC02	0.100	
Clip-in marker tag holder (2) (for single conductor cable ends DZ5CA●●●●)	100	AR1SC03	0.100	
Markers conforming to NF C 93-011 colour coding	200	AR1MC01● (3)	0.010	
Wallets of 200 markers for DZ5CA cable ends or clip-on marker tags (4)	Letters	1 lot	AR1MB01 (5)	0.310
		1 card	AR1MB01● (6)	0.010
	Numbers	1 lot	AR1MA01 (7)	0.150
		1 card	AR1MA01● (8)	0.010

Accessories for fitting markers

Description	Application	Reference	Weight kg
Marker holder	Comprises 10 empty compartments which can each hold 100 AR1 MA01 or AR1 MB01 markers	AT1PS1	0.300
Tool for quick positioning of AR1 M●01 markers	On cable end tags	AT1PA1	0.010

(1) UL certified products.

(2) For rapid clip-on mounting of up to 7 markers AR1M●●●.

(3) Complete the reference by adding the number indicating the colour required:

Number	1	2	3	4	5	6	7	8	9	0
Marker colour	Brown	Red	Orange	Yellow	Green	Blue	Violet	Grey	White	Black
Number colour	White	Black	Black	Black	Black	Black	Black	Black	Black	White

(4) Each lot also comprises 400 earth markers (200 green and 200 yellow), 200 + symbols, 200 – symbols and 1 marker positioning tool.

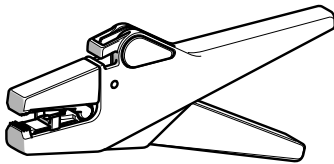
(5) A to Z (200 of each).

(6) Complete the reference by replacing the dot with the required letter. Each lot includes a card of 200 yellow markers with black letters.

(7) 0 to 9 (200 of each).

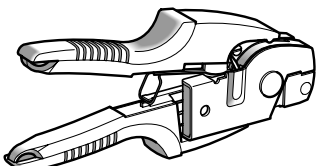
(8) Complete the reference by replacing the dot with the required number. Each lot includes a card of 200 yellow markers with black numbers.

815965



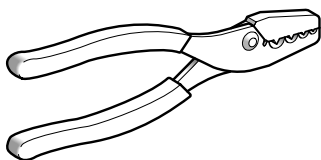
AT1PA7

815964



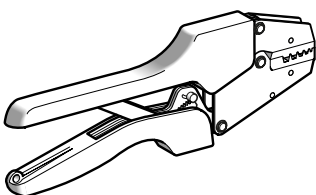
AT2PE1

815963



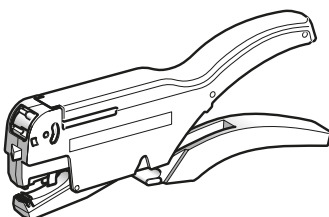
AT1PA2

815986



AT2PA5

552832



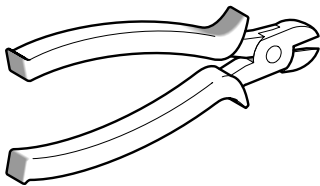
AT2TRIF01

Cabling accessories

Description	Application	References	Weight kg
Automatic wire stripping tool	Strips cable from 0.08 to 4 mm ² and cuts conductors from 0.08 to 6 mm ² . Adjustable stripping and cutting length.	AT1PA7	0.165
Automatic wire cutting/stripping tool	Cuts and strips in a single operation; automatically adapts to conductors from 0.4 to 4 mm ² , without any adjustment or selection.	AT2PE1	0.340
Cable end crimping tools (1)	For cables from 0.5 to 16 mm ²	AT1PA2	0.210
	For cables from 10 to 35 mm ²	AT1PA4	0.210
Ratchet type crimping tools for cable ends (1)	For cables from 0.25 to 6 mm ²	AT2PA5	0.520
	For cables from 10 to 35 mm ²	AT2PA6	0.520
Cable cutting/stripping and cable end feeding/crimping tool (1) (for use with cable ends packed in strips of 50)	For cables from 0.5 to 2.5 mm ²	AT2TRIF01	0.164

(1) **Cable ends:** see pages 88 to 91.

815968



AT2PB1

Cabling accessories (continued)

Description	Cutting diameter for copper/aluminium wires	Reference	Weight
	mm		kg
Cutting pliers	3.5	AT2PB1	0.200

522921



AT1HB2

Accessory

Description	Application	Reference	Weight
			kg
Storage case (1)	Comprises : - 13 compartments for cable ends - 1 compartment for cutting/stripping tool AT1PA7	AT1HB2	0.480

(1) Cable ends: see pages 88 to 91.

Reference	Page(s)	Reference	Page(s)	Reference	Page(s)	Reference	Page(s)
AB...		AZ5DE010D	90	DZ5CA352D	91	DZ5CEB015	88
AB1A2	38	AZ5DE015	88	DZ5CA353	89	DZ5CEB015D	90
AB1AB7P32	40	AZ5DE015D	90	DZ5CA353D	91	DZ5CEB025	88
AB1AB8M35	40	AZ5DE025	88	DZ5CA502	89	DZ5CEB025D	90
AB1AB8P35	40	AZ5DE025D	90	DZ5CA502D	91	NSYB...	
AB1AB8R35	40	AZ5DE0071	89	DZ5CA503	89	NSYBPC516	34
AB1AB10M32	40	AZ5DE0101	89	DZ5CA503D	91	NSYD...	
AB1AT1	38	AZ5DE0151	89	DZ5CE002	88	NSYSDR200BD	20, 21, 22, 23, 24, 25, 26, 27, 28, 29, 30, 31, 32, 33, 34, 48, 49, 50, 52, 53, 54, 56, 57, 58, 59, 66, 67, 68, 69, 70, 72, 73, 76, 77
AB1AT2	39	AZ5DE0255	89	DZ5CE002L6	88	NSYT...	
AB3RV162U	40	DB...		DZ5CE003	88	NSYTR0V42SF6LD	31
AK...		DB6CD02	38	DZ5CE003L6	88	NSYTRAAB15	36, 37, 60
AK2BA162U	41	DB6CD19	38	DZ5CE005	88	NSYTRAAB35	20, 21, 22, 23, 24, 25, 26, 27, 28, 29, 30, 31, 32, 33, 34, 48, 49, 50, 52, 53, 54, 56, 57, 58, 59, 66, 67, 68, 69, 70, 72, 73, 76, 77
AR...		DB6CD102	19, 38	DZ5CE005D	90	NSYTRAABV35	20, 21, 22, 23, 24, 25, 26, 27, 28, 29, 30, 31, 32, 33, 34, 48, 49, 50, 52, 53, 54, 56, 57, 58, 59, 66, 67, 68, 69, 70, 72, 73, 76, 77
AR1M	87	DB6CD105	19, 38	DZ5CE005L6	88	NSYTRAATM1	20, 21, 22, 23, 24, 25, 26, 27, 28, 29, 30, 31, 32, 33, 34, 48, 49, 50, 52, 53, 54, 56, 57, 58, 59, 66, 67, 68, 69, 70, 72, 73, 76, 77
AR1MA01	91	DB6CD110	19, 39	DZ5CE005L6D	90	NSYTRAATP1	20, 21, 22, 23, 24, 25, 26, 27, 28, 29, 30, 31, 32, 33, 34, 48, 49, 50, 52, 53, 54, 56, 57, 58, 59, 66, 67, 68, 69, 70, 72, 73, 76, 77
AR1MA01●	91	DB6DD102	19, 39	DZ5CE005L12	88	NSYTRAB5	80
AR1MB01	91	DB6DD103	19, 39	DZ5CE005L12D	90	NSYTRAB5L1N	80
AR1MB01●	91	DB6ED01	19, 39	DZ5CE007	88	NSYTRAB6	80
AR1MC01●	91	DB6ED04	39	DZ5CE007D	90	NSYTRAB6L1N	80
AR1SC0	87	DB6ED09	39	DZ5CE007L6	88	NSYTRAB8	80
AR1SC02	91	DB6FD01	19, 39	DZ5CE007L6D	90	NSYTRAB10	81
AR1SC03	91	DB6FD09	39	DZ5CE010	88	NSYTRAB510	80
AT...		DZ...		DZ5CE010D	90	NSYTRAB520	80
AT1/AT2	87	DZ5CA	86	DZ5CE010L6	88	NSYTRAB530	80
AT1HB2	93	DZ5CA002	89	DZ5CE010L6D	90	NSYTRAB540	80
AT1P	87	DZ5CA003	89	DZ5CE010L12	88	NSYTRAB550	80
AT1PA1	91	DZ5CA005	89	DZ5CE010L12D	90	NSYTRAB560	80
AT1PA2	92	DZ5CA005D	91	DZ5CE015	88	NSYTRAB570	80
AT1PA4	92	DZ5CA007	89	DZ5CE015D	90	NSYTRAB580	80
AT1PA7	92	DZ5CA007D	91	DZ5CE015L6	88	NSYTRAB590	80
AT1PS1	91	DZ5CA010	89	DZ5CE015L6D	90	NSYTRAB610	80
AT2PA5	92	DZ5CA010D	91	DZ5CE020	88	NSYTRAB620	80
AT2PA6	92	DZ5CA015	89	DZ5CE025	88	NSYTRAB630	80
AT2PB1	93	DZ5CA015D	91	DZ5CE025D	90		
AT2PE1	92	DZ5CA025	89	DZ5CE042	88		
AT2TRIF01	92	DZ5CA025D	91	DZ5CE042D	90		
AZ...		DZ5CA042	89	DZ5CE043	88		
AZ5CE	86	DZ5CA042D	91	DZ5CE043D	90		
AZ5CE005	88	DZ5CA043	89	DZ5CE062	88		
AZ5CE005D	90	DZ5CA062	89	DZ5CE062D	90		
AZ5CE007	88	DZ5CA062D	91	DZ5CE063	88		
AZ5CE007D	90	DZ5CA063	89	DZ5CE063D	90		
AZ5CE010	88	DZ5CA102	89	DZ5CE0153	88		
AZ5CE010D	90	DZ5CA102D	91	DZ5CE0153D	90		
AZ5CE015	88	DZ5CA103	89	DZ5CE0253	88		
AZ5CE015D	90	DZ5CA103D	91	DZ5CE0253D	90		
AZ5CE025	88	DZ5CA162	89	DZ5CE	86		
AZ5CE025D	90	DZ5CA162D	91	DZ5CEB005	88		
AZ5DE	86	DZ5CA163	89	DZ5CEB005D	90		
AZ5DE005	89	DZ5CA163D	91	DZ5CEB007	88		
AZ5DE007	88	DZ5CA253	89	DZ5CEB007D	90		
AZ5DE007D	90	DZ5CA253D	91	DZ5CEB010	88		
AZ5DE010	88	DZ5CA352	89	DZ5CEB010D	90		

Reference	Page(s)	Reference	Page(s)	Reference	Page(s)	Reference	Page(s)
NSYTRAB640	80	NSYTRABFPV6	81	NSYTRACSR4	49, 53, 56, 57	NSYTRAL410	20, 24, 26, 27, 28, 29, 30, 34, 36, 49, 56, 57, 67, 69, 73, 77
NSYTRAB650	80	NSYTRABMP1	80, 82	NSYTRACSR6	49, 50, 54	NSYTRAL410BL	20, 36, 49, 67
NSYTRAB660	80	NSYTRABMP2	81, 82	NSYTRACSR10	50, 54	NSYTRAL410GR	20, 36, 49, 67
NSYTRAB670	80	NSYTRABMP3	82	NSYTRACT22	32, 33	NSYTRAL420	20, 24, 26, 27, 28, 29, 30, 34, 36, 49, 56, 57, 67, 69, 73, 77
NSYTRAB680	80	NSYTRABPV5	80	NSYTRADR155	36, 37, 60	NSYTRAL502	21
NSYTRAB690	80	NSYTRABPV6	80	NSYTRAFT	20, 21, 24, 25, 26, 27, 28, 29, 30, 32, 33, 34, 48, 49, 50, 52, 53, 54, 56, 57, 58, 59, 66, 67, 68, 69, 70, 72, 73, 76, 77	NSYTRAL503	21
NSYTRAB810	80	NSYTRABPV8	80	NSYTRAFTAR	32, 33	NSYTRAL610	20, 24, 32, 33, 34, 48, 50, 54
NSYTRAB820	80	NSYTRAC22	20, 21, 24, 25, 34	NSYTRAFTGN	32, 33	NSYTRAL610BL	20, 49, 50
NSYTRAB830	80	NSYTRAC22BL	20, 21, 24, 25, 34	NSYTRAFTYE	32, 33	NSYTRAL610GR	20, 49, 50
NSYTRAB840	80	NSYTRAC23	26, 28	NSYTRAL22	11, 12, 20, 24, 27, 29, 36, 48, 56, 57, 58, 59, 66, 67, 68, 70, 72, 73, 76, 77	NSYTRAL702	22
NSYTRAB850	80	NSYTRAC24	26, 28	NSYTRAL23	20, 24, 27, 29, 36, 48, 56, 57, 58, 59, 66, 67, 68, 70, 72, 73, 76, 77	NSYTRAL952	22, 23
NSYTRAB860	80	NSYTRAC162	20, 21, 25	NSYTRAL24	20, 24, 27, 29, 36, 48, 56, 57, 58, 59, 66, 67, 68, 70, 72, 73, 76, 77	NSYTRAL1502	23
NSYTRAB870	80	NSYTRAC952	22, 23	NSYTRAL25	20, 24, 27, 29, 36, 48, 56, 57, 58, 59, 66, 67, 68, 70, 72, 73, 76, 77	NSYTRALF1610	31
NSYTRAB880	80	NSYTRACB103	34	NSYTRAL42	12, 20, 24, 26, 27, 28, 29, 30, 34, 36, 49, 56, 57, 67, 69, 73, 77	NSYTRALM22	60, 61
NSYTRAB890	80	NSYTRACE24	27, 29, 30	NSYTRAL43	20, 24, 26, 27, 28, 29, 30, 34, 36, 49, 56, 57, 67, 69, 73, 77	NSYTRALR62	12, 49, 50
NSYTRAB1010	81	NSYTRACE26	27	NSYTRAL44	20, 24, 26, 27, 28, 29, 30, 34, 36, 49, 56, 57, 67, 69, 73, 77	NSYTRALR102	12, 50
NSYTRAB1020	81	NSYTRACEP24	27, 29, 30	NSYTRAL45	20, 24, 26, 27, 28, 29, 30, 34, 36, 49, 56, 57, 67, 69, 73, 77	NSYTRALR162	12, 50
NSYTRAB1030	81	NSYTRACH12	76	NSYTRAL62	20, 24, 32, 33, 34, 49, 50, 54	NSYTRALV24	27
NSYTRAB1040	81	NSYTRACH13	76	NSYTRAL63	20, 24, 32, 33, 34, 49, 50, 54	NSYTRALV24R	56, 70
NSYTRAB1050	81	NSYTRACH22	77	NSYTRAL102	21, 25, 50, 54	NSYTRALV62	11, 20
NSYTRAB1060	81	NSYTRACHM22	36, 37	NSYTRAL162	21, 25, 50, 54	NSYTRALV102	11, 21
NSYTRAB1070	81	NSYTRACRP1	22, 23	NSYTRAL210	20, 24, 27, 29, 36, 48, 56, 57, 58, 59, 66, 67, 68, 70, 72, 73, 76, 77	NSYTRALV162	11, 21
NSYTRAB1080	81	NSYTRACRP2	23	NSYTRAL210BL	20, 36, 48, 66, 67	NSYTRALV352	11, 21
NSYTRAB1090	81	NSYTRACRP43	67, 69	NSYTRAL210GR	20, 36, 48, 66, 67	NSYTRALVR62	11, 20
NSYTRAB5100	80	NSYTRACRP44	67, 69	NSYTRAL220	20, 24, 27, 29, 36, 48, 56, 57, 58, 59, 66, 67, 68, 70, 72, 73, 76, 77	NSYTRALVR102	11, 21
NSYTRAB6100	80	NSYTRACPK22	72, 73	NSYTRAL352	21, 25	NSYTRALVR162	11, 21
NSYTRAB8100	80	NSYTRACPK23	72			NSYTRALVR352	11, 21
NSYTRAB10100	81	NSYTRACPK24	72			NSYTRAP22	20, 21, 24, 25, 34
NSYTRAB51100	80	NSYTRACR22	48, 52, 66, 68			NSYTRAP23	26, 28, 30
NSYTRAB61100	80	NSYTRACR22BL	48, 52, 66, 68			NSYTRAP24	26, 28
NSYTRABC	82, 83	NSYTRACR23	48, 52, 58, 59, 66, 68			NSYTRAPD12	76, 77
NSYTRABCP1	82, 83	NSYTRACR23BL	48, 52, 66, 68			NSYTRAPD13	76
NSYTRABCP2	82, 83	NSYTRACR24	48, 52, 58, 59, 67, 68			NSYTRAPE24	27, 29, 30
NSYTRABCP3	82, 83	NSYTRACR24BL	48, 52, 67, 68			NSYTRAPEN2	82
NSYTRABCP4	82, 83	NSYTRACR42	49, 53, 67, 69, 73			NSYTRAPEN3	82
NSYTRABCP5	82, 83	NSYTRACR43	49, 53			NSYTRAPLOT	82
NSYTRABCV	82, 83	NSYTRACR44	49, 53			NSYTRAPM22	36, 37
NSYTRABCV23	82, 83	NSYTRACR62	49, 54			NSYTRAPR23	48, 52, 58, 59, 66, 68, 72
NSYTRABCV35	82, 83	NSYTRACR62	49, 54			NSYTRAPR24	48, 52, 58, 59, 67, 68, 72, 73
NSYTRABCV58	82, 83	NSYTRACR63	50			NSYTRAPR42	48, 52, 53, 66, 67, 68
NSYTRABF5	81	NSYTRACR102	50, 54			NSYTRAPT16	21
NSYTRABF6	81	NSYTRACR162	50, 54			NSYTRAPT35	21
NSYTRABF510	81	NSYTRACRE24	56, 57, 70				
NSYTRABF520	81	NSYTRACRE26	56				
NSYTRABF530	81	NSYTRACRE44	56, 57				
NSYTRABF540	81	NSYTRACRM22	60, 61				
NSYTRABF550	81	NSYTRACRMF22	60, 61				
NSYTRABF610	81	NSYTRACRS2	20, 24, 27, 29				
NSYTRABF620	81	NSYTRACRS4	20, 24, 26, 27, 28, 29, 30				
NSYTRABF630	81	NSYTRACRS6	20, 25				
NSYTRABF640	81	NSYTRACRS10	21, 25				
NSYTRABF650	81	NSYTRACRSR2	48, 52, 56, 57, 58, 59				

Reference	Page(s)	Reference	Page(s)	Reference	Page(s)	Reference	Page(s)
NSYTRASB4	20, 21, 22, 23, 24, 25, 26, 27, 28, 29, 30, 31, 32, 33, 34, 36, 37, 48, 49, 50, 52, 53, 54, 56, 57, 58, 59, 60, 61, 66, 67, 68, 69, 70, 72, 73, 76, 77	NSYTRP44PE	64, 69	NSYTRR44PE	45, 53	NSYTRV44DBL	27
NSYTRASF520	30, 59, 73	NSYTRR22	11, 12, 44, 48	NSYTRR62	12, 44, 49	NSYTRV44DPE	18, 29
NSYTRASF520B	30, 59, 73	NSYTRR22AR	44, 48	NSYTRR62BL	44, 49	NSYTRV44PE	17, 18, 28
NSYTRASF520M	30, 59, 73	NSYTRR22BL	44, 48	NSYTRR62PE	45, 54	NSYTRV62	11, 16, 20
NSYTRASJ2	32	NSYTRR22M	47, 60	NSYTRR63	44, 50	NSYTRV62BL	16, 20
NSYTRASJ3	32	NSYTRR22MBL	47, 60	NSYTRR102	12, 44, 50	NSYTRV62NE	19, 34
NSYTRASJ4	32	NSYTRR22MF	47, 61	NSYTRR102BL	44, 50	NSYTRV62PE	17, 24, 54
NSYTRASJ6	32	NSYTRR22MFB	47, 61	NSYTRR102PE	45, 54	NSYTRV62TT	32
NSYTRASV1	30, 59, 73	NSYTRR22MFF	47, 61	NSYTRR162	12, 44, 50	NSYTRV62TTD	19, 32
NSYTRASV2	30, 59, 73	NSYTRR22MP	47, 61	NSYTRR162BL	44, 50	NSYTRV62TTPE	19, 33
NSYTRAX6L1L3	80	NSYTRR22MPBL	47, 61	NSYTRR162PE	45, 54	NSYTRV102	11, 16, 21
NSYTRAXP610	80	NSYTRR22MPE	47, 60	NSYTRV22	11, 16, 20	NSYTRV102BL	16, 21
NSYTRAXP620	80	NSYTRR22PE	45, 52	NSYTRV22AR	16, 20	NSYTRV102PE	17, 25
NSYTRAXP630	80	NSYTRR22SC	46, 58	NSYTRV22BL	16, 20	NSYTRV162	11, 16, 21
NSYTRAXP640	80	NSYTRR22SCAR	46, 58	NSYTRV22M	19, 36	NSYTRV162BL	16, 21
NSYTRAXP650	80	NSYTRR22TB	46, 59	NSYTRV22MBL	19, 36	NSYTRV162PE	17, 25
NSYTRAXPV6	80	NSYTRR23	44, 48	NSYTRV22MPE	19, 37	NSYTRV162SF	18, 31
NSYTRH12	11, 12, 65, 76	NSYTRR23AR	44, 48	NSYTRV22PE	17, 24	NSYTRV352	11, 16, 21
NSYTRH12PE	65, 77	NSYTRR23BL	44, 48	NSYTRV22RD	16, 20	NSYTRV352BL	16, 21
NSYTRH13	65, 76	NSYTRR23PE	44, 52	NSYTRV22WH	16, 20	NSYTRV352PE	17, 25
NSYTRH22	11, 12, 65, 77	NSYTRR23SC	46, 58	NSYTRV24D	18, 27	NSYTRV502	16, 21
NSYTRP22	11, 12, 64, 66	NSYTRR23SCAR	46, 58	NSYTRV24DBL	27	NSYTRV502BL	16, 21
NSYTRP22AR	64, 66	NSYTRR23TB	46, 59	NSYTRV24DPE	18, 29	NSYTRV502PE	17, 25
NSYTRP22BL	64, 66	NSYTRR24	44, 48	NSYTRV26T	18, 27	NSYTRV702	16, 22
NSYTRP22PE	64, 68	NSYTRR24AR	44, 48	NSYTRV42	11, 16, 20	NSYTRV952BB	17, 22
NSYTRP22SC	65, 72	NSYTRR24BL	44, 48	NSYTRV42AR	16, 20	NSYTRV952BC	17, 23
NSYTRP22TB	65, 73	NSYTRR24D	46, 56	NSYTRV42BK	16, 20	NSYTRV1502BB	17, 23
NSYTRP23	64, 66	NSYTRR24DBL	46, 56	NSYTRV42BL	16, 20		
NSYTRP23AR	64, 66	NSYTRR24DPE	46, 57	NSYTRV42GN	16, 20		
NSYTRP23BL	64, 66	NSYTRR24M	47, 60	NSYTRV42M	19, 36		
NSYTRP23PE	64, 68	NSYTRR24MBL	47, 60	NSYTRV42MBL	19, 36		
NSYTRP23SC	65, 72	NSYTRR24MF	47, 61	NSYTRV42MPE	19, 37		
NSYTRP24	64, 67	NSYTRR24MFB	47, 61	NSYTRV42NE	19, 34		
NSYTRP24BL	64, 67	NSYTRR24MFF	47, 61	NSYTRV42PE	17, 24		
NSYTRP24D	65, 70	NSYTRR24MP	61	NSYTRV42RD	16, 20		
NSYTRP24DBL	65, 70	NSYTRR24MPBL	61	NSYTRV42SC	18, 30		
NSYTRP24DPE	65, 70	NSYTRR24PE	45, 52	NSYTRV42SCD	18, 30		
NSYTRP24PE	64, 68	NSYTRR24SCD	46, 59	NSYTRV42SF5	18, 31		
NSYTRP24SC	65, 72	NSYTRR26T	46, 56	NSYTRV42SF5LA	31		
NSYTRP42	12, 64, 67	NSYTRR26TBL	46, 56	NSYTRV42SF5LD	18, 31		
NSYTRP42BL	64, 67	NSYTRR42	11, 12, 44, 49	NSYTRV42SF6	18, 31		
NSYTRP42PE	64, 69	NSYTRR42AR	44, 49	NSYTRV42SF6LA	31		
NSYTRP42TB	65, 73	NSYTRR42BL	44, 49	NSYTRV42SF6LD	18		
NSYTRP43	64, 67	NSYTRR42PE	45, 53	NSYTRV42ST	18, 30		
NSYTRP43BL	64, 67	NSYTRR43	44, 49	NSYTRV42STAR	18, 30		
NSYTRP43PE	64, 69	NSYTRR43AR	44, 49	NSYTRV42TB	18, 30		
NSYTRP44	64, 67	NSYTRR43BL	44, 49	NSYTRV42WH	16, 20		
NSYTRP44BL	64, 67	NSYTRR43PE	45, 53	NSYTRV43	18, 26		
		NSYTRR44	44, 49	NSYTRV43BL	26		
		NSYTRR44BL	44, 49	NSYTRV43PE	17, 18, 28		
		NSYTRR44D	46, 56	NSYTRV44	18, 26		
		NSYTRR44DBL	46, 56	NSYTRV44BL	26		
		NSYTRR44DPE	46, 57	NSYTRV44D	18, 27		

Schneider Electric Industries SAS

35, rue Joseph Monier
CS 30323
92506 Rueil Malmaison Cedex
France

RCS Nanterre 954 503 439
Capital social 896 313 776 €
www.schneider-electric.com

As standards, specifications and designs change from time to time, please ask for confirmation of the information given in this publication.

Publication: Schneider Electric Industries SAS
Photos: Schneider Electric
Printed:



This document has been printed on ecological paper.

