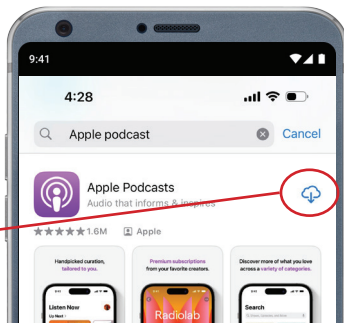


How to Listen on the Apple Podcasts Platform

STEP 1

Open the Apple Podcasts app.

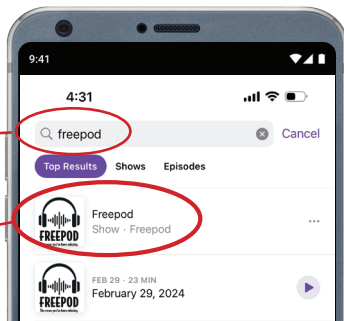
If you do not have this app preloaded - visit the App Store and download it.



STEP 2

Search for FREEPOD


Type what you're looking for in the search bar



STEP 3

Click FREEPOD

Visit the main page to access all FREEPOD episodes.



STEP 4

Click Follow.

Subscribing to the show means future episodes will be automatically downloaded to your podcast app. Subscribing to the show is free and this is the best way to ensure you don't miss an episode. You can always unsubscribe later.

STEP 5

Listen to the show.

You can also enjoy the full archive of old episode if you haven't listened already.



You can always listen to the latest FREEPOD episodes at www.freepod.org, but when you "follow" FREEPOD on a podcast platform, you will automatically be notified when new episodes are posted. Podcast platforms also offer a full archive of past FREEPOD episodes. While FREEPOD itself is always commercial free, you might hear ads from Apple Podcast advertisers when listening on their podcast platform.