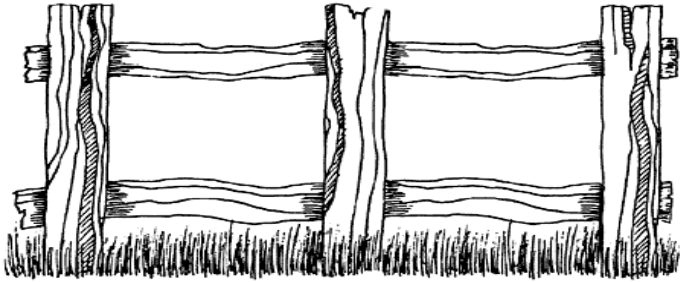


THE CEDAR RAIL



POST

September/October 2020



September???

Already??

Wow – every year, I say the summer months fly by even faster, and this year was no different. The way April draggggggged on, you would think we would have had some balance, right? But here we are, September already!

I hear many campers already starting to talk about the end of the season, but did you know that Autumn is considered by many people the BEST time to camp?

What is great about Fall camping? Well for one thing, this is the time of year putting a warm hoodie, grabbing a cup of hot chocolate and making s'mores around a campfire is the most enjoyable! With the nights getting darker earlier, it is also a fun time to star gaze! And after the warm summer we just had, I think we can all agree that it is much fun to run, play and bike outside now – not to mention that beautiful colours that fall brings to nature.

We have many more weeks before October 15th to enjoy! So fill up your propane, break out your long johns and let's have a blast these next few weeks!

UPCOMING EVENTS

Bingo Wednesdays @ 6:30 pm
Saturdays @ 2:00 pm

Lucky 13 Fridays @ 7:00 pm

Quilting Fridays @ 1:00 pm

Coffee Time Tuesdays @ 10:00 am

All of the above will continue as long as there is interest

Washer Toss Thanksgiving weekend

Weather Permitting

VOLUNTEER NEWS

Our New Executive for 2021: Chairperson: Suzanne Micks
Co-Chair: Susan Kerr
Treasurer: Delores Colwell

A HUGE thank you to our past executive who did an amazing job! We are still looking for a Secretary for 2021. If you wish to volunteer for this position, let us know.

Opening dinner for 2021 is cancelled simply because we do not know what the Spring will hold at this point. Camp management will organize something for a get together if there is an option to do so in the spring. At this point we will plan for other events in 2021 to go ahead as long as there is no restrictions in place to prevent them. More information will follow in the spring.

A draft document for the Terms of Reference for the volunteer committee has been drawn up and is at the store in the green volunteer folder (beside the mailbox). Please feel free to review and make suggestions.

Next meeting will be Monday, May 17th, 2021 at 10:00 am - we hope to see you all there!

A Laugh or Two

How do you fix a broken pumpkin? With a pumpkin patch



Where do people go to learn how to make ice cream?
A: Sundae school.

I was out for dinner with a scarecrow the other night, but he didn't eat much. He was already stuffed.



Notes from the Office

September packages will be ready on September 15th. These will include your annual hydro bills and the contract for 2021. If you are not planning on renewing your contract for the 2021 season, please let us know by September 30th.

2021 Seasonal Rates:

\$2000.00 + HST for a Regular Site

\$2200.00 + HST for a Premium Site

\$2300.00 + HST for a New 50 amp Site

New 50 amp Seasonal Sites will be available for the 2021 season. If you would like to move to one of these new sites, please let the office know by September 30th. We will be offering sites up to new campers from the wait list over the winter.

Winterizing Trailers will be done this fall by the office again. If you wish to have your trailer winterized by Rick, you **MUST** sign up at the office. Just because you had it done last year does not mean we will do it again without you signing up. Also, mentioning it to Rick or Laura in passing will not get you on the list (their memories are short!). You must physically come into the office to sign up or call or email. If you call or email, ensure you receive confirmation that your message was received.


Golf Cart Storage will once again be offered for the winter in West Wind Hall and Riverside Hall. As above, please sign up at the office for this.

Leaves must be placed in paper bags for disposal. Any leaves in plastic bags will not get picked up. Please do not put garbage or other recycling in with your leaves.



Cement Pads will only be installed going forward when a new trailer is put in. We will no longer be moving out an existing trailer, cementing a pad, then putting it back in.

Fun and Games

Autumn Leaf Maze



The little boy wants to join his friend playing in the leaves. Can you find the way through the maze so the boy can join his friend?





Autumn Word Search

W	J	W	O	R	C	E	R	A	C	S	U	K	T	N
E	H	X	S	N	I	K	P	M	U	P	O	M	I	D
R	G	C	J	W	U	Z	J	Q	L	D	H	J	U	K
T	A	E	Y	E	L	L	O	W	K	S	P	U	O	M
I	D	K	G	C	J	L	L	A	B	T	O	O	F	J
S	K	T	I	E	H	X	T	S	I	A	K	A	P	U
D	M	I	D	N	G	C	J	W	E	Z	L	Q	L	C
R	J	U	R	T	G	E	H	Z	T	L	I	A	N	O
U	U	O	M	I	D	R	I	C	J	W	U	Z	O	L
O	C	H	J	N	K	A	S	E	L	P	P	A	S	O
G	S	P	U	O	M	I	D	R	G	C	J	W	A	R
J	Q	L	D	H	J	U	K	T	L	E	A	V	E	S
I	E	G	N	A	R	O	T	I	D	R	G	C	S	W
H	A	R	V	E	S	T	J	U	K	T	N	E	H	X
T	S	I	A	K	S	P	U	O	A	I	D	R	G	C

See how many of these autumn related words you can find in the puzzle.
The words can be forward, backward or diagonal.

Created by Sue Lindlauf
Grand Forks Herald 2013

- | | | | |
|-----------|-------------|---------------|------------|
| 1. Autumn | 5. Raking | 9. Gourds | 13. Corn |
| 2. Fall | 6. Harvest | 10. Football | 14. Maize |
| 3. Leaves | 7. Pumpkins | 11. Season | 15. Yellow |
| 4. Colors | 8. Apples | 12. Scarecrow | 16. Orange |

Recipes and Tidbits

Crustless Summer Zucchini Pie

10 oz shredded zucchini (all liquid squeezed out)
¼ cup chopped fresh chives
2 tbsp grated parmesan cheese
1 tsp baking powder
1 tsp olive oil
½ tsp kosher salt
Cooking spray

½ cup shallots (chopped)
½ cup part skim mozzarella
½ cup white whole wheat flour
2/3 cup fat free milk
2 large eggs (beaten)
fresh cracked pepper to taste

1. Preheat oven to 400 deg. Lightly spray a pie dish with cooking spray.
2. Combine zucchini, shallots, chives and mozzarella cheese in a bowl.
3. Sift flour and baking powder in a medium bowl.
4. Add remaining ingredients to the bowl and blend well.
5. Combine with zucchini mixture and pour it into the pie dish.
6. Top with parmesan cheese and bake 30-35 minutes or until knife comes out clean from the center.
7. Let it stand at least 5 minutes before serving.

*Thank you to Delores Colwell for submitting this recipe.
Do you have a recipe you would like to share in an
upcoming newsletter? If so, email to
camp@cedarrailcamp.com.*



ingredients

- waffle cones or any ice cream cones
- fillings such as but not limited to:
 - marshmallows
 - chocolate chips
 - dark chocolate mint squares
 - fruit
 - nut butters
 - graham cracker pieces
 - mini cookie pieces
 - chopped nuts
 - caramels
 - candies

Fill the cone with treats, wrap in tin foil and roast on a campfire, over a grill or even in a toaster oven. Enjoy!

share your creations #ToDoOntario

**YOU DON'T HAVE TO
BE CRAZY**



**TO CAMP WITH US
WE CAN TRAIN YOU**