



THE ORIGINAL SMOOTH RIBBED OVERHEAD DOOR



DOOR DESIGN



DOOR DETAIL



QUALITY MAINTENANCE FREE CONSTRUCTION

THE ITASCA STEEL COLLECTION presents the popular original smooth ribbed overhead door. Nothing matches the strength and stability of its 24-gauge galvanized steel sections with micro ribs. Optional R-6.7 Polystyrene insulation protects your business environment from extreme temperature conditions. Thermal or single pane windows are also available. Every door is accompanied with our ten-year limited warranty against rust and one-year warranty against defects.

TRACK REQUIREMENTS

	CLEAR HEADROOM (add 4" for draw bar operator)		SIDE HEADROOM		DEPTH INTO ROOM	
	2" Track	3" Track	2" Track	3" Track	Manually Operated	Motor Operated
STANDARD LIFT	16"	17"	4½"	5½"	Door Height + 20"	Door Height + 50"
HIGH LIFT (extra clearance)	Desired Lift + 12"	Desired Lift + 12"	4½" Except as noted	5½" Except as noted	Door Height less High Lift + 24"	Door Height less High Lift + 24"
LOW HEADROOM	7"	7"	6"	9"	Door Height + 30"	Door Height + 50"
VERTICAL LIFT	2 x Door Height + 12"	2 x Door Height + 12"	4½" Except as noted	5½" Except as noted	18" Into Room	18" Into Room

AVAILABLE COLORS

White

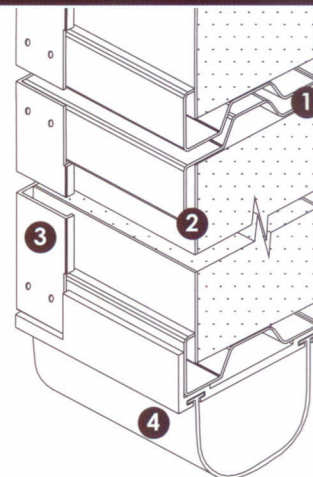
ITASCA STEEL COLLECTION INFORMATION

24-GAUGE

SMOOTH RIBBED PANEL STEEL DOORS

- 1 Tongue and Groove section joints create a weather resistant seal against rain, snow and wind.
- 2 Extra-strong 24-gauge embossed hot-dipped galvanized steel. The pre-finished exterior and interior are then coated with a baked-on polyester primer and acrylic finish.
- 3 The 18-gauge hot-dipped galvanized end and center stiles are mechanically fastened for strength and a neat appearance. Absolutely no welds to rust.
- 4 Our tough "U"-shaped bottom weather-seal helps protect against the elements.

- 14-gauge galvanized hinges and interior slide lock are standard.
- Ball bearing steel rollers ensure long life operation.



OPTIONAL ITEMS

- Our optional Polystyrene insulation reduces heat loss ("R" value of 6.7) and features a laminated High Impact Thermal Styrene (HITS) backer.
- Windows are available in single or thermal pane glass in either 24" x 12" or 17" x 12" * sizes, installed in any section.
- Exhaust ports can be installed in any section.
- Our Special Headroom Track is also available.

*17" x 12" windows available in insulated doors only

10 YEAR LIMITED RUST WARRANTY

North Central Door Company, LLC warrants to the original consumer purchaser all door sections of its steel garage doors against rust-through due to the paint finish cracking, checking or peeling (losing adhesion) for a period of ten (10) years from the date of delivery, when installed in accordance with the instructions from the manufacturer. Claims concerning warranty must be made to the North Central Door dealer from who purchased within the warranty period. This warranty is exclusive and in lieu of all other warranties, either expressed or implied. In no event shall seller be liable for special or consequential damages. However, some states do not allow the exclusion of incidental or consequential damages. If you live in a state that does not allow said exclusions, the above limitation may not apply to you.

1 YEAR LIMITED DEFECT WARRANTY

North Central Door Company, LLC warrants to the original consumer purchaser all door sections of its steel garage doors against defects in workmanship or materials for a period of one (1) year. Should any defects occur, North Central Door Company shall, upon notification, correct any deficiency at their option, by repairing or replacing any defective section or sections. This warranty does not include normal wear, damage beyond the manufacturer's control, or replacement labor.



WWW.NORTHCENTRALDOOR.COM