



RegaLead[®]

Adding Value through Design

Decorative Options

FOR DOORS, WINDOWS AND FANLIGHTS



Coloured Toplights
Page 4



Neutrals
Page 7



Doors - Coloured
Page 20



Simple Bevels
Page 8



Ornate Bevels
Page 10



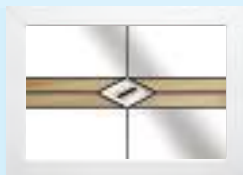
Bevels with Colour
Page 12



Jewels
Page 13



Doors - Bevelled
Page 24



Fusion Elements
Page 14



Trailing Bays
Page 16



French Doors
Page 32



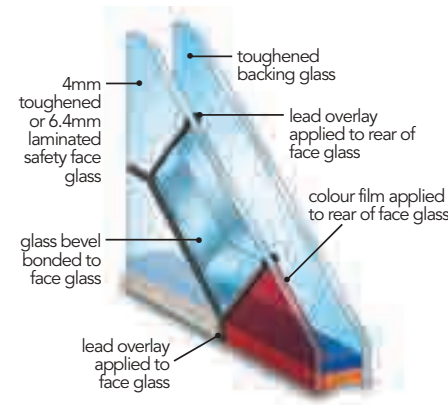
Lead Designs
Page 34



Doors - Fusion
Page 30

Decorative glass has been used through the ages to imbue windows and doors with beauty, style and elegance. This ancient yet timeless craft has enjoyed a revival over the last 20 years as modern home owners have discovered its ability to add character, charm and originality to their PVC doors and windows.

As you browse through our catalogue, you will discover page after page of beautiful design options to suit a broad range of homes and tastes. Whether you live in a modern town house, a traditional suburban home or a country cottage, you'll find a host of stunning styles designed to enhance your home with its own unique personality.



Harnessing leading-edge technology with traditional craftsmanship

As leaders in the decorative glass market, RegaLead has been at the forefront of innovative design and superior craftsmanship for the last 25 years. All the designs in this catalogue are manufactured using a decorative glass technique known as 'Overlay', a method whereby all the materials are applied to the outer leaf of the insulated glass unit.

This creates a truly modern version of leaded glass, which features greater strength and thermal insulation qualities than traditional stained glass. The end result - high performance decorative glass that retains the vibrancy, depth and timeless beauty of traditional stained glass.

The Overlay materials are rigorously tested to prove their suitability for use in modern windows and doors in all climatic conditions from the cold of the Russian winter to the heat of the Australian summer. These materials have proven themselves over 25 years of use in the decorative glass market worldwide to produce outstanding performance and durability. And with a 10 year warranty, you can be confident of enjoying your decorative glass for the lifetime of your windows.



Design Options

Explore our extensive portfolio of designs, ranging from traditional motifs with timeless appeal, to contemporary styles which make a remarkably modern design statement. Let yourself go, get creative and discover the design style that reflects your personality with flair and imagination. Our stunning ranges of decorative glass fall into three distinct categories:

Colour Designs



Using a beautiful combination of lead profiles and coloured glass effect films, we can create designs that will infuse your home with a palette of delicate colour. Create a charming focus in your conservatory or add your own distinctive character to your doors and windows.

Bevelled Glass



Our elegant range incorporates 5mm glass multi-faceted pieces, clusters and shapes which refract and reflect light to create a constant interplay of movement. Choose from clear or coloured bevelled glass designs to create windows and doors of distinction.

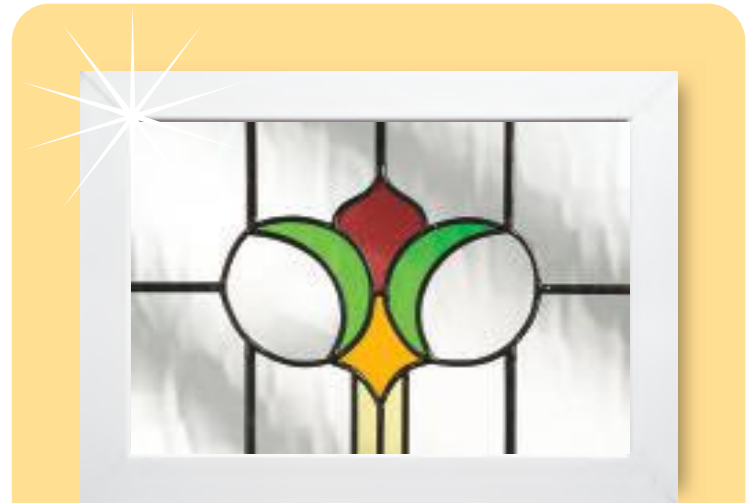
Fusion Elements



Traditional stained glass meets modern design in this modern twist. These glass elements are handmade by fusing molten coloured glass together, creating an eye-catching feature. With an extensive spectrum of sumptuous colours to choose from, we can create designs to suit your style.

Bespoke Designs

If it's possible, we'll do it. Each design in this catalogue can be customised with a range of coloured lead profiles, a wide selection of coloured effect films and fused glass tiles. Due to the supremely flexible manufacturing systems we employ, it is also possible to alter the sizes of most designs to create a perfect match with your windows and doors. Our designers use specialised software to ensure that each design is perfectly proportioned before the manufacturing process of your bespoke design takes place.



New for Old

Yesterday's Design with Today's Performance




Over the years, many customers have asked us to replace original lead lights with modern 'overlay' designs. Working with sensitivity and incredible skill, our craftsmen have the ability to restore your original window to its former glory. With an extensive range of colours, textures and glass shapes at our disposal, we can create identical overlays to blend harmoniously with your existing stained glass windows or to create accurate replacements.

Image courtesy of
Ultraframe UK Ltd



FC 1



FC 2


Coloured Toplights

The height of understated elegance. Inspired by nature, these beautiful toplights can be used to great effect to enhance your conservatory or windows. Choose from an attractive array of floral or traditional motifs to imbue your windows with a subtle, yet striking refinement.


Each design is delicately traced with refined lead work to draw the eye and create a charming focal point within your home.




FC 3



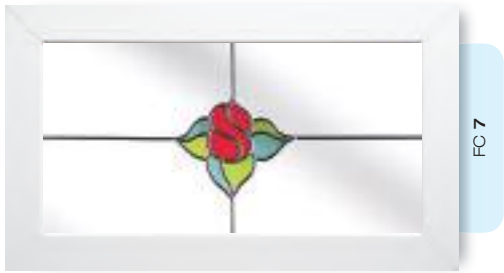
FC 4



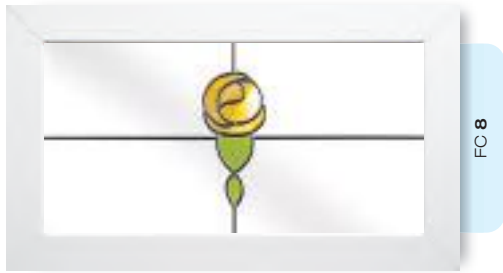
FC 5



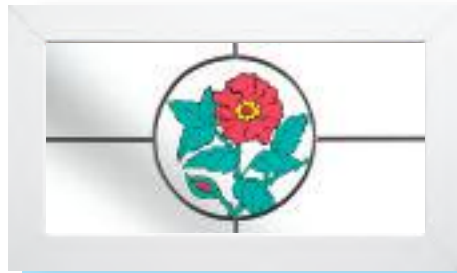
FC 6



FC 7



FC 8



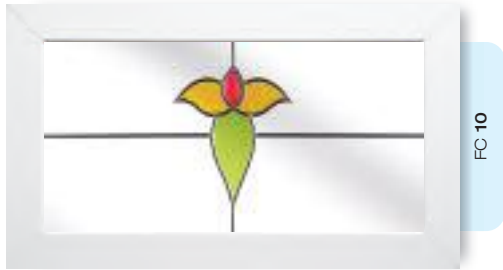
FP 1

Pre-Printed Designs

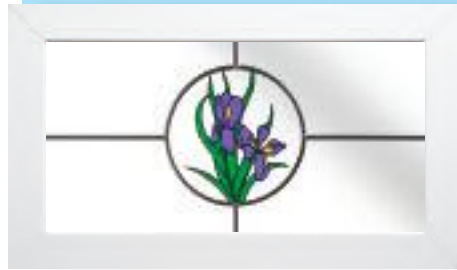
A selection of attractive pre-printed 175mm circular floral designs that can be simply and effectively incorporated within a leaded circle.



FC 9



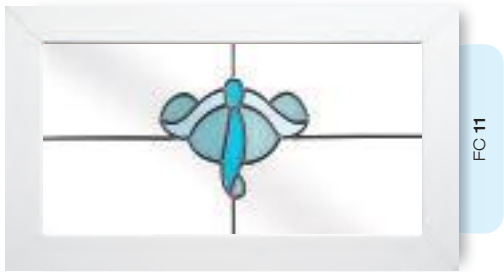
FC 10



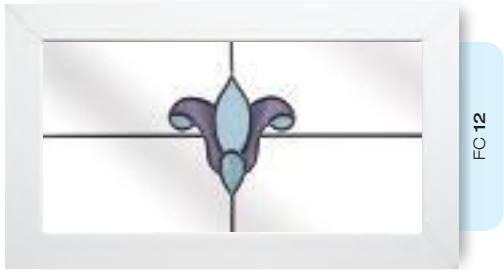
FP 2



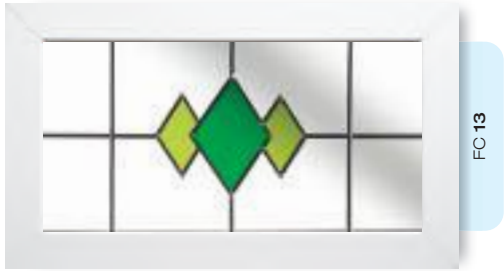
FP 3



FC 11



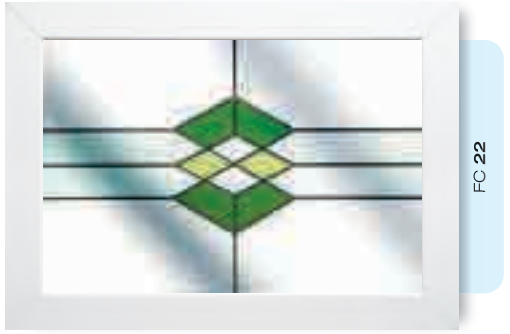
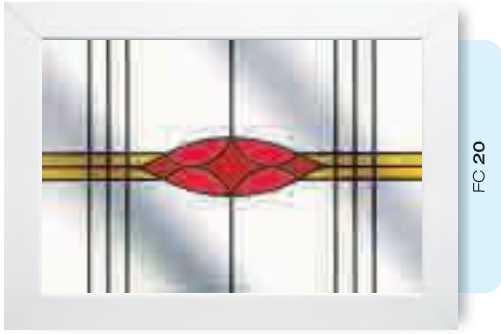
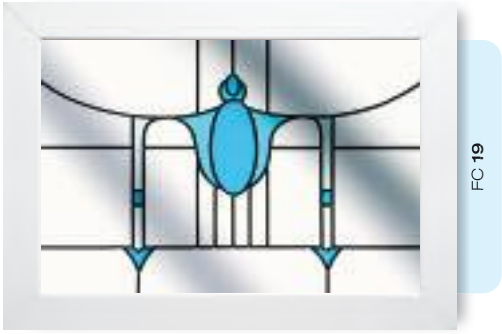

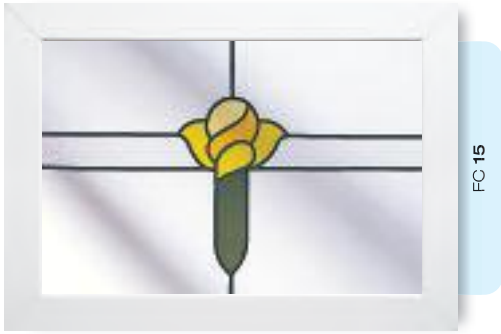

FC 12

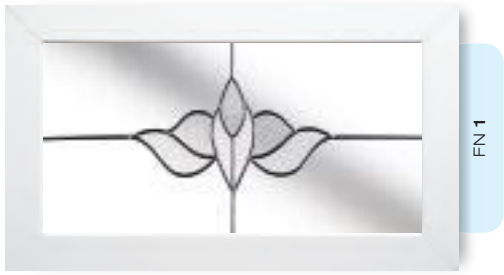


FC 13




Coloured Toplights

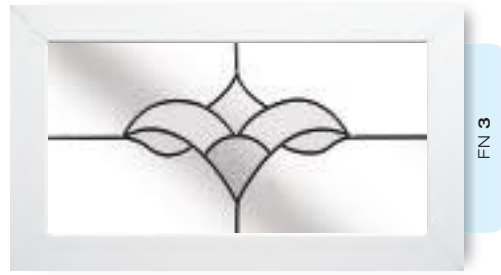




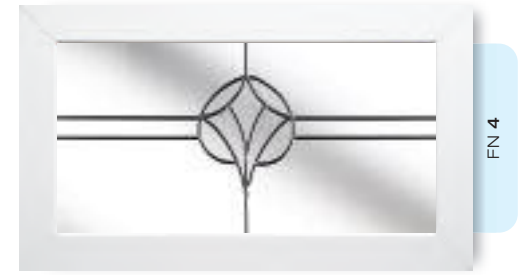
FN 1



FN 2



FN 3



FN 4

Neutrals

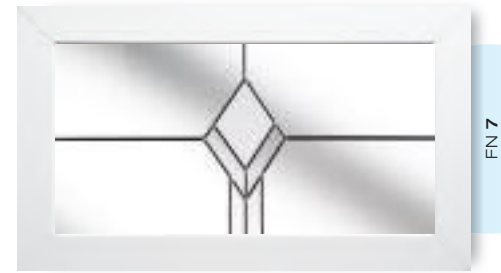
Subtle and minimalist. Select from an attractive range of textured glass effect designs to introduce an air of delicate elegance to your conservatory or window toplights.



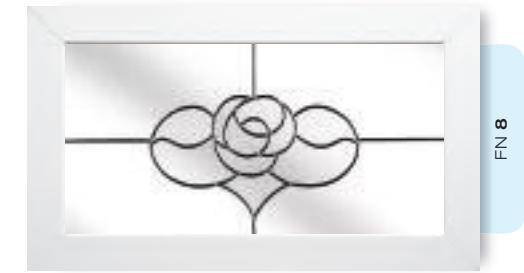
FN 5



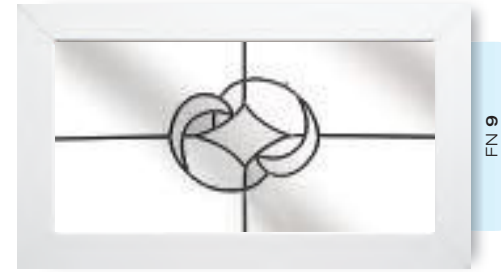
FN 6



FN 7



FN 8



FN 9



FN 10



FN 11



FN 12



FB 1

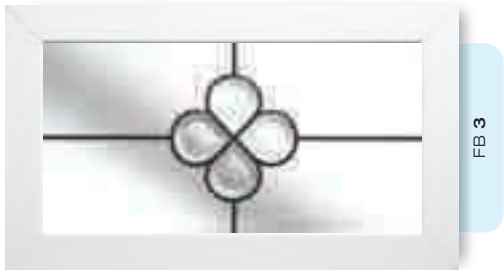


FB 2

Simple Bevel Designs

Effortlessly elegant. The pure clarity of these simple bevel designs has been created to catch and reflect the light from their multifaceted surfaces. Each beautifully designed piece or cluster, is attractively finished with delicate leadwork.

Light reflecting and easy to clean, this range will complement both town and country houses with timeless style and simplicity.



FB 3



FB 4




FB 5

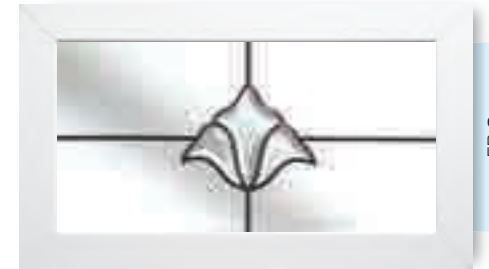


FB 6





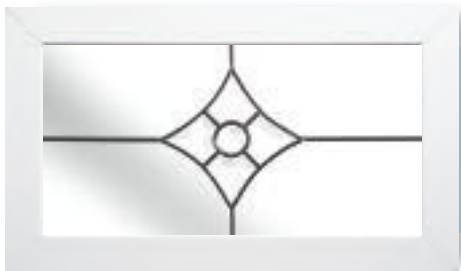
FB 7



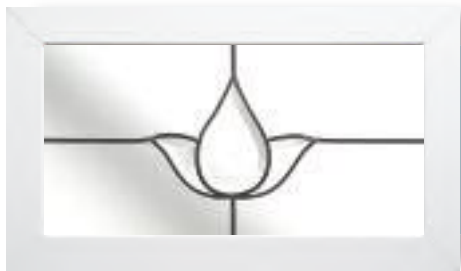
FB 8



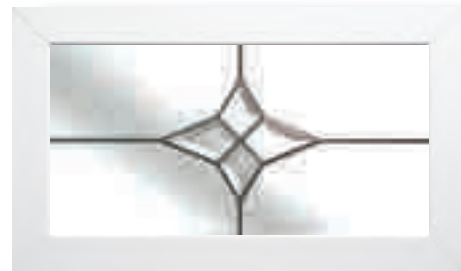
FB 9




FB 10



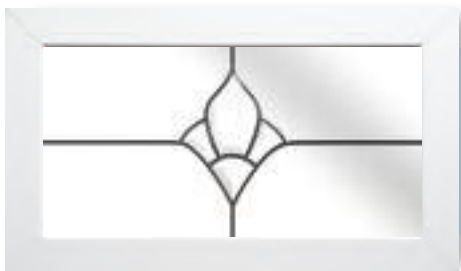
FB 11



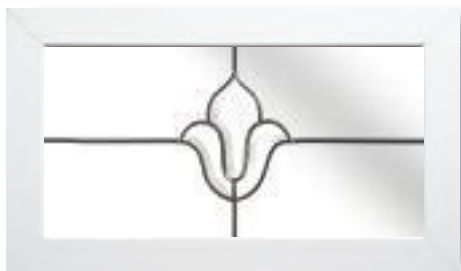
FB 12




FB 13



FB 14



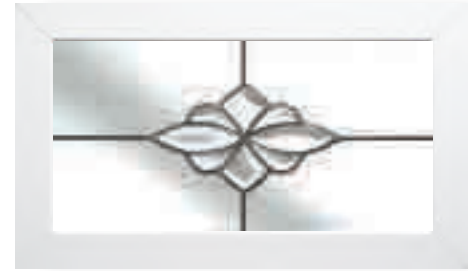
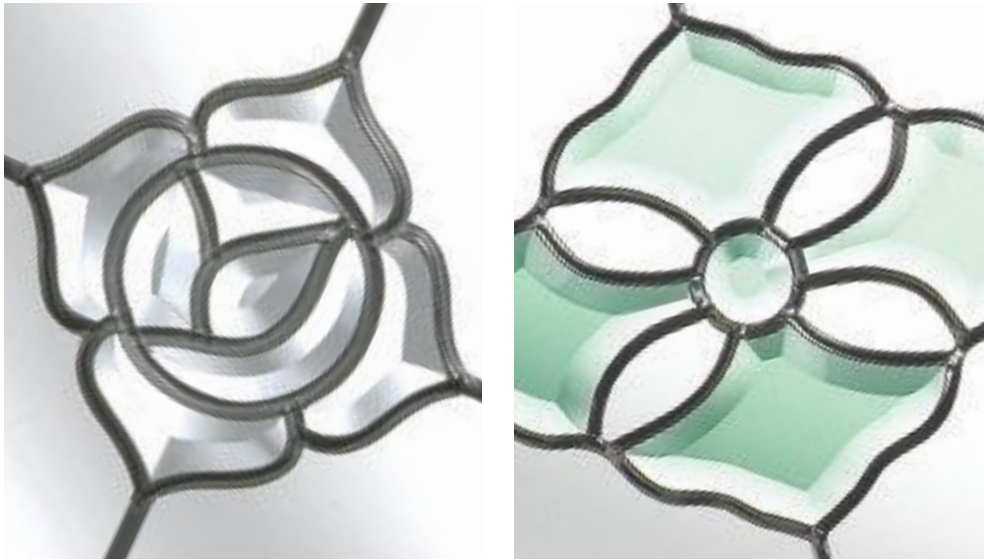
FB 15




FB 16



FB 17



FB 18



FB 19

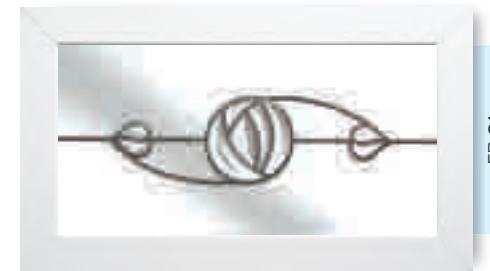
Ornate Bevel Designs

This stunning range of intricately faceted bevel designs offer the ultimate in light reflecting brilliance. Traditional and elegant motifs are encapsulated in leadwork to create an alluring ambience in your conservatory, sitting room or hallway.

Wherever you choose to enjoy these ornate bevels, your home will shimmer and sparkle with the reflected sunlight from their multifaceted surfaces.




FB 20



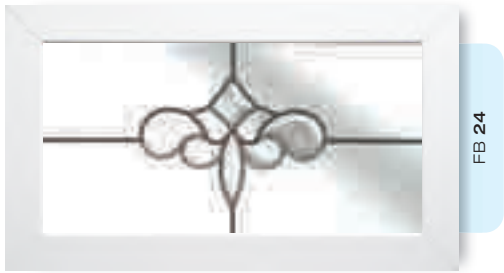
FB 21



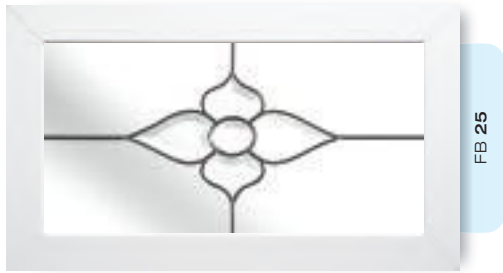
FB 22



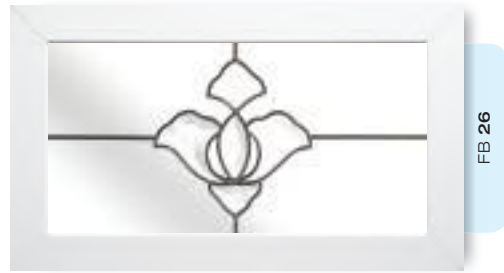
FB 23




FB 24



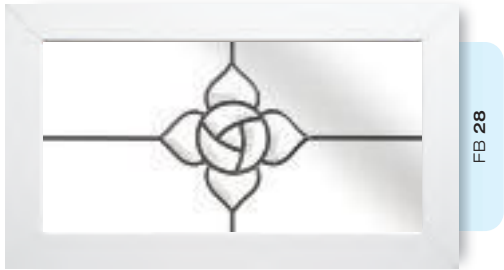
FB 25




FB 26



FB 27



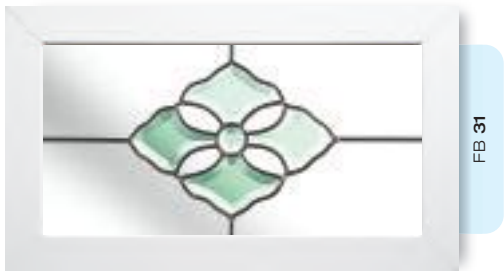
FB 28



FB 29




FB 30



FB 31




Image courtesy of Ultraframe UK Ltd



FB 32



FB 33



FB 34

Shown in Green. Also available in Blue, Bronze and Grey.

Shown in Grey. Also available in Blue, Bronze and Green.

Shown in Bronze. Also available in Blue, Green and Grey.

Shown in Blue. Also available in Bronze, Green and Grey.



FB 35



FB 36



FB 37




FB 38

Ornate Bevel Designs with colour

This palette of sumptuous hues reflects the sunlight to create a rainbow of colour within your home. Coordinate the multifaceted bevels with a harmonising border or colour to add a vibrant dash of originality to your bay window.

Size restrictions may apply.



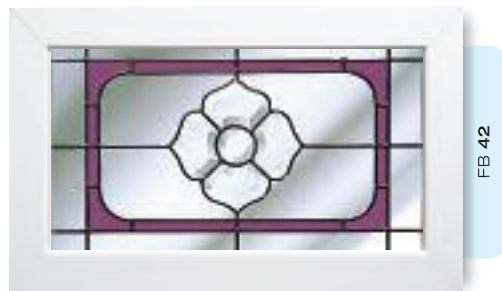
FB 39



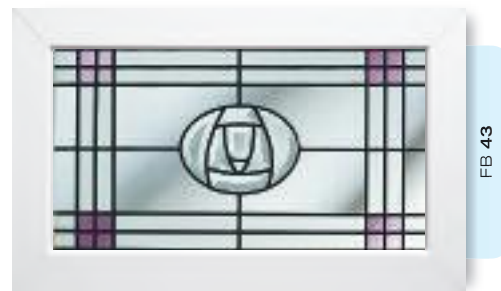
FB 40



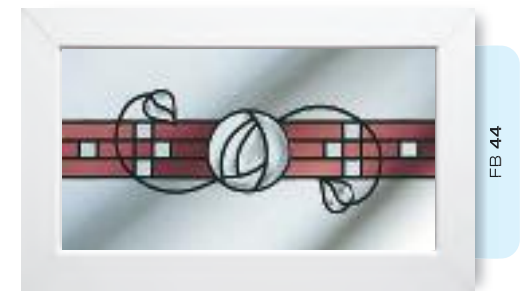
FB 41



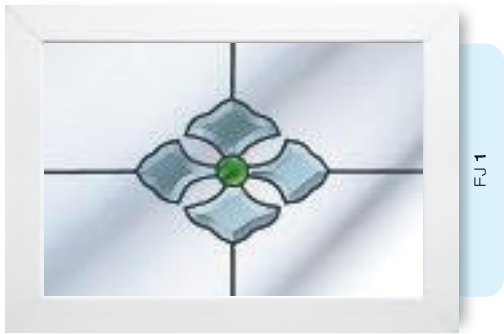
FB 42



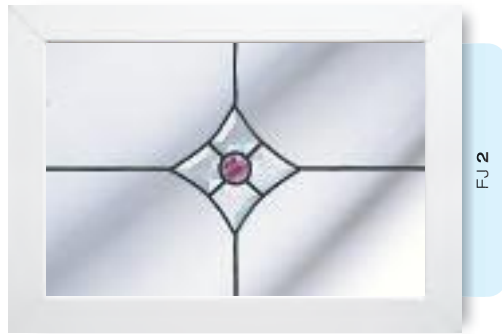
FB 43



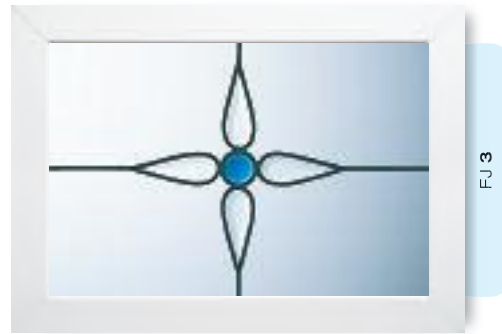
FB 44



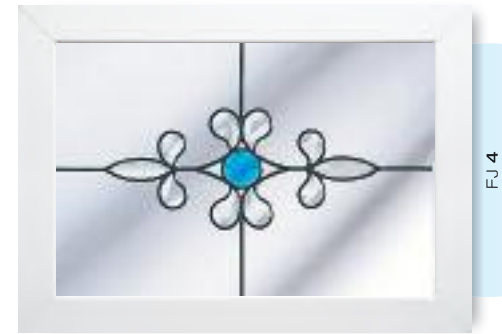
FU 1



FU 2



FU 3



FU 4

Jewels

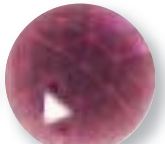
The ultimate in opulent window adornment. Each richly coloured cast glass jewel is hand polished ensuring the design of your choice will capture and reflect every nuance of the changing light. We offer 6 coloured options in addition to the clear jewel.




Clear



Amber




Amethyst



Green



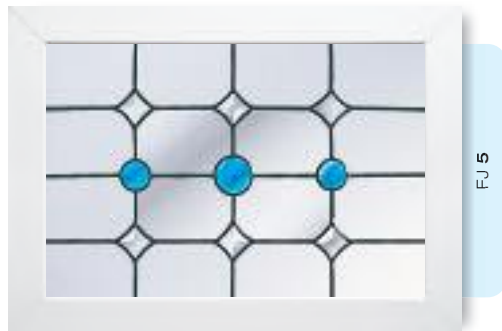
Aquamarine



Blue



Red



FU 5





FU 6



FU 7


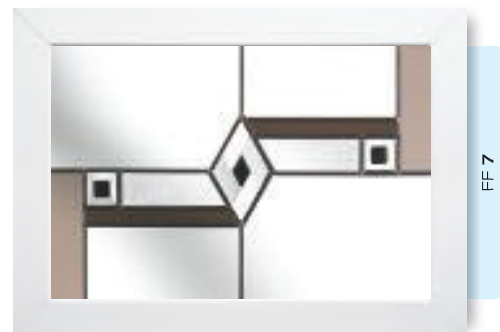


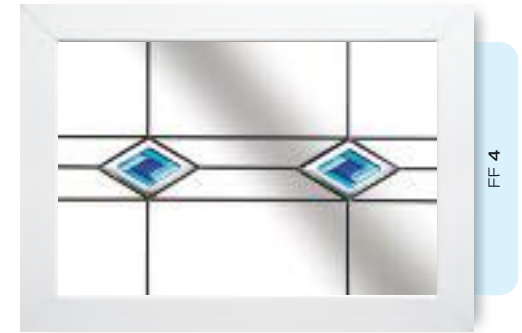

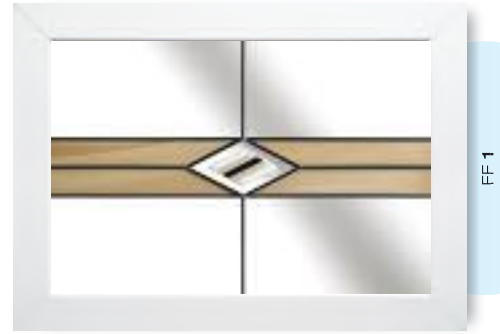
Glass designs shown as 350 x 520mm

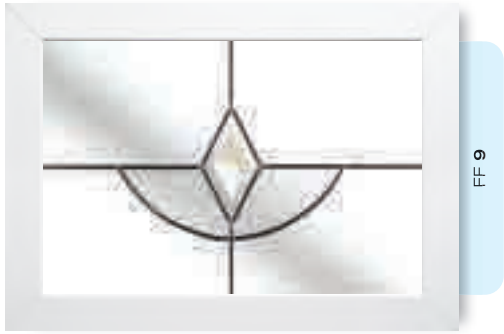
Glass photography copyright © RegaLead Ltd



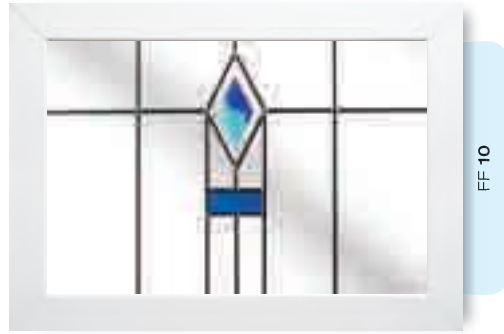
Fusion Designs

These bonded and craftsman produced fused glass tiles combine the timeless appeal of leaded glass with a modern twist. Choose the Fusion tile colour of your choice and even add coloured glass effects to create a unique and contemporary accent to any window.

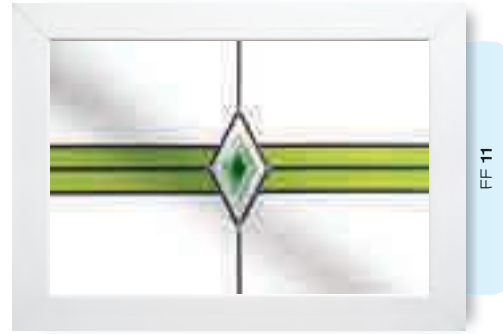




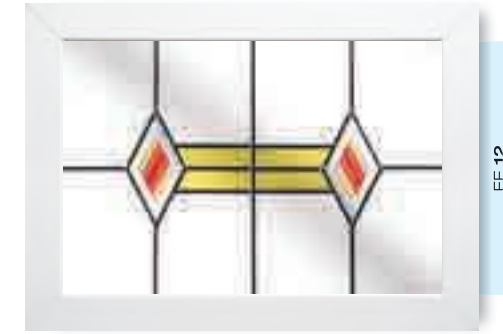
FF 9



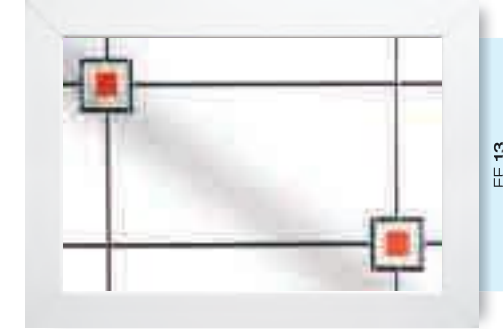
FF 10



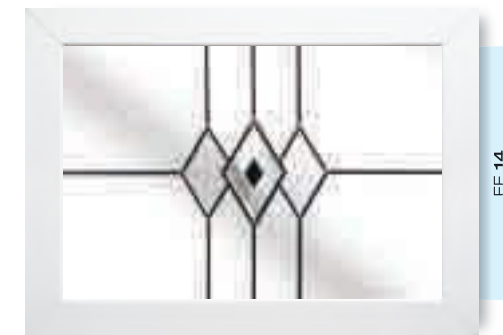
FF 11



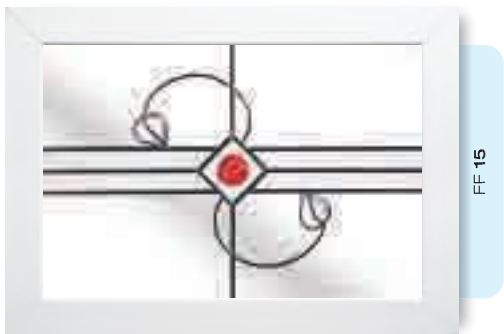
FF 12



FF 13



FF 14



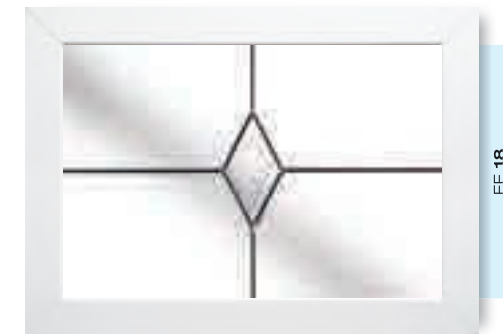
FF 15



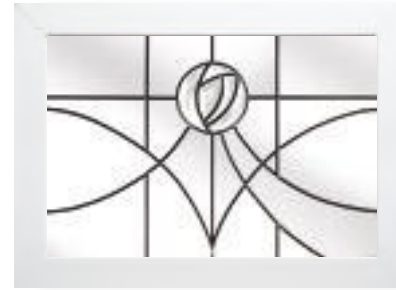
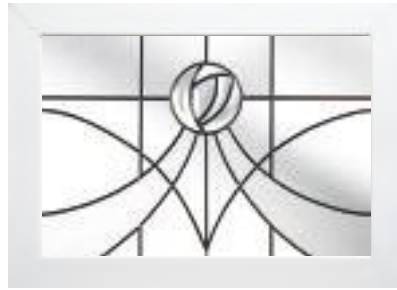
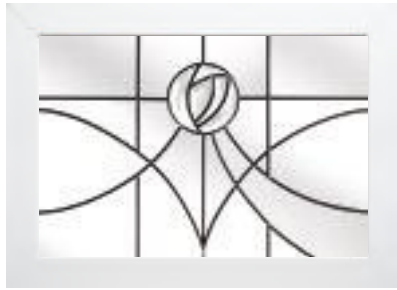
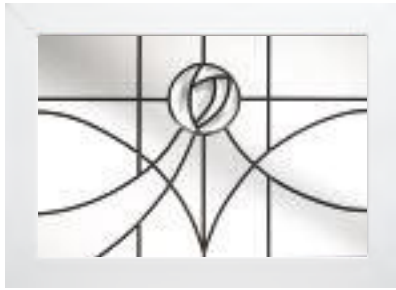
FF 16



FF 17



FF 18



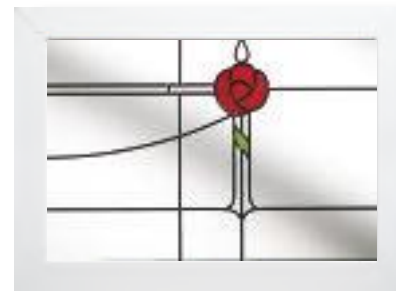
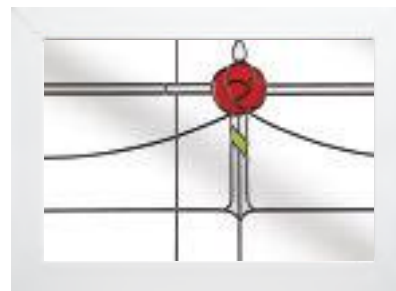
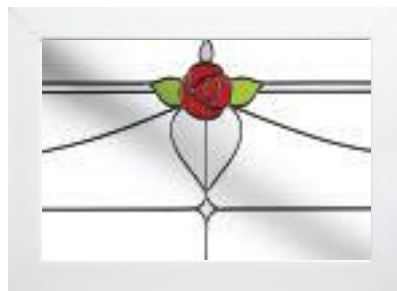
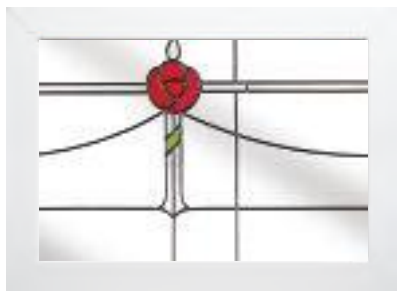
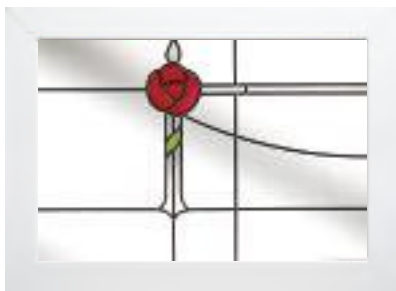
TB 1



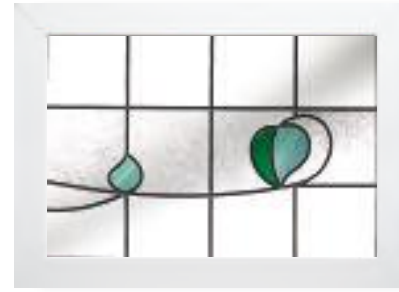
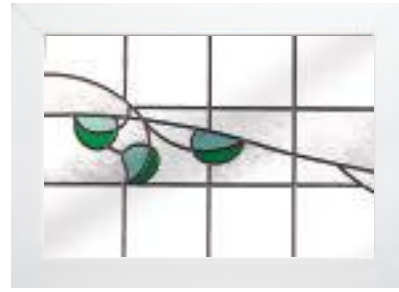
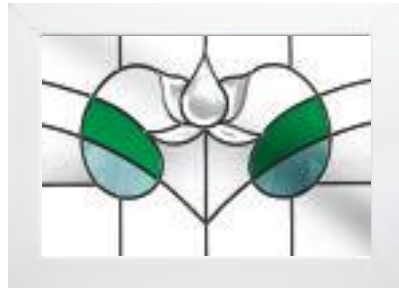
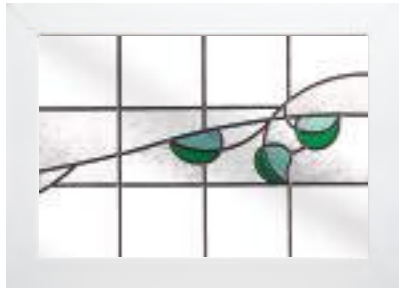
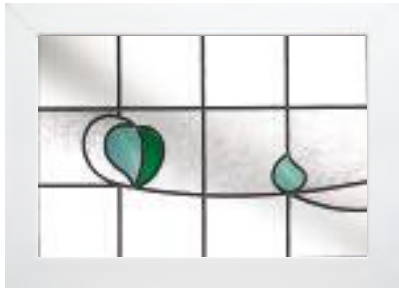
Trailing Bay Sets

Celebrate the sweeping elegance of your bay window with an eye catching, traditionally conceived decorative theme. With a wealth of choice, you can tailor your trailing motif to integrate the decorative window designs of your choice. Incorporate elegant bevels, stunning fusion tiles, understated neutrals or add a splash of vibrancy when you choose from our extensive spectrum of coloured motifs.

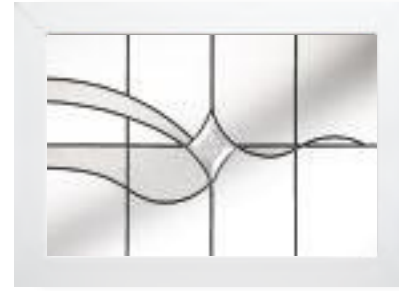
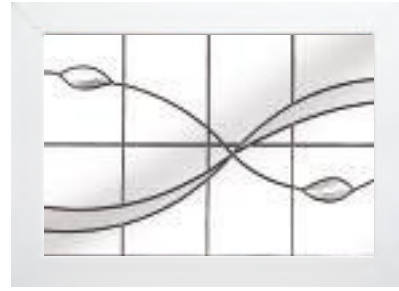
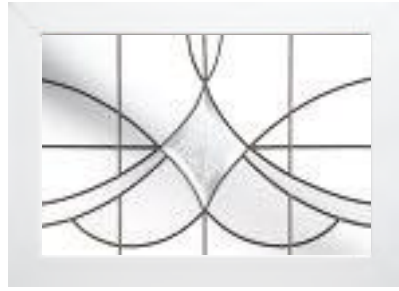
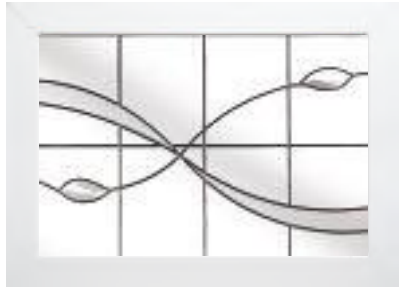
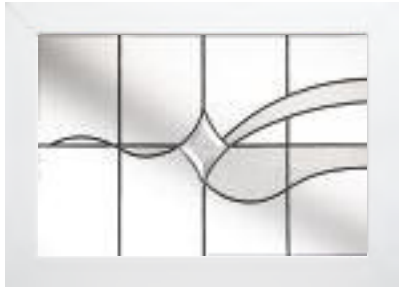
Designs can be altered for 4, 5 or 6 part bay windows.



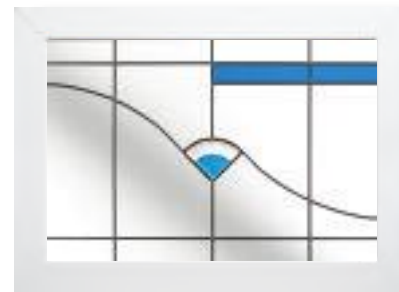
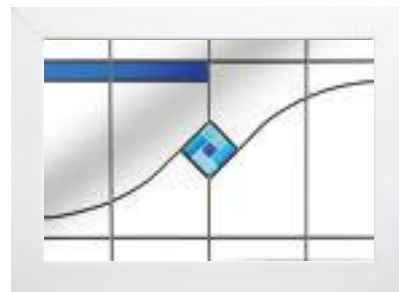
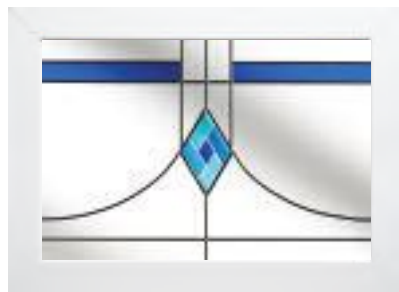
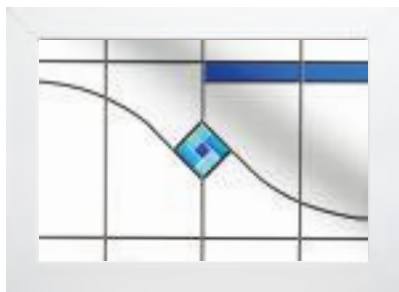


TB 2



TB 3



TB 4



TB 5



Just like your home, your front door speaks volumes about you. Our inspirational design team has created a range of effortlessly elegant options to transform everyday doors into beautiful doors of distinction.

Door Options

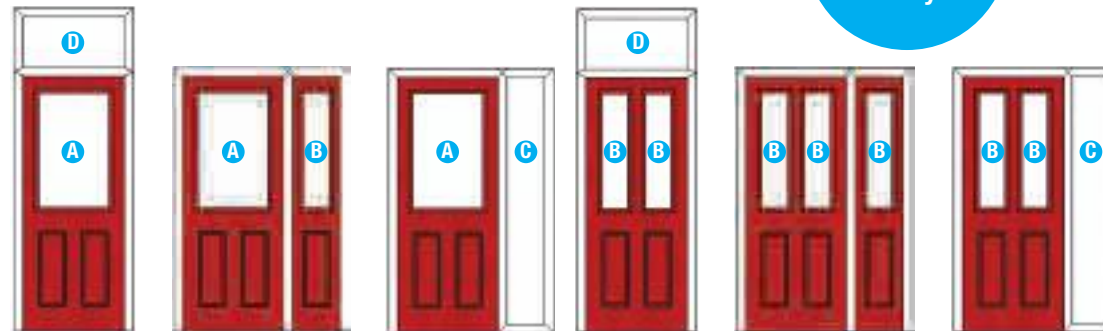
Whether you live in a traditional or contemporary home, you'll discover an extensive range of breathtaking designs created to mirror your personal taste and the unique character of your home. Although the many styles illustrated in this brochure feature the increasingly popular and durable GRP composite doors, our designs can easily be adapted to suit PVCu and traditional timber doors.

When you want to make a great first impression, a beautifully crafted entrance door has the power to elevate a humble door into a distinctive architectural feature that may include attractive sidelights or an eye catching, stylishly glazed toplight.

When you choose a Decorative Elements design, you can be confident that you never have to sacrifice the warmth, security and excellent sound insulating properties that have made our beautiful glazed features not only aesthetically pleasing but also eminently practical.



Perfect for Composite, PVCu or Timber door styles



KEY: **A** Half Glazed Panel **B** Dual Glazed/Sidelight Panel **C** Full Glazed Sidelight Panel **D** Toplight Panel





Backing Glass Options

We offer a wide range of textured backing glass options that feature varying levels of obscurity to suit most home environments. Each attractive backing glass option allows natural daylight to flood your home whilst protecting your privacy. See our full range of textured glass options on page 39.



See the complete
range of door
options available:

www.decorativeoptions.co.uk






Doors - Coloured

Create a sensational impact with colour and welcome guests with a style that reflects the true personality of your home. From the simplicity of our striking diamonds design and the romantic allure of an English rose, to the refined and sublime elegance of our Victorian designs, or our selection of contemporary options, you're guaranteed to find a design that reflects your style.

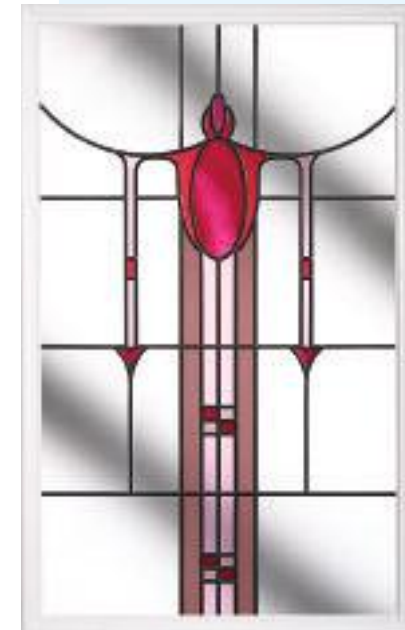
DC 1A



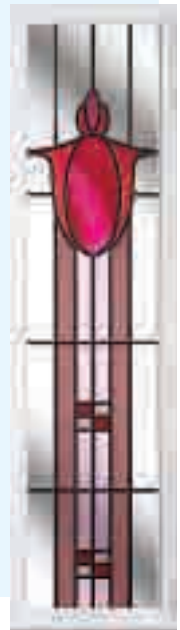
DC 1B



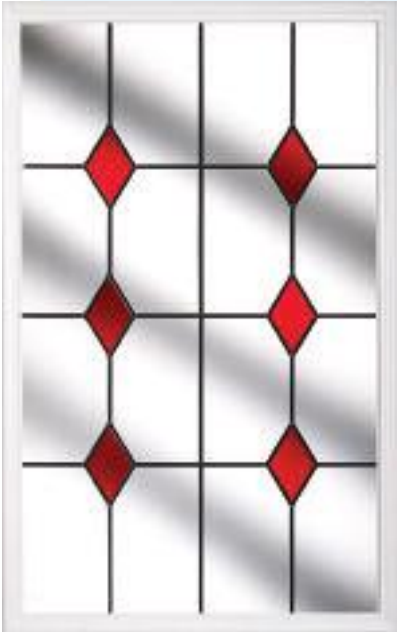
DC 2A



DC 2B




DC 3A



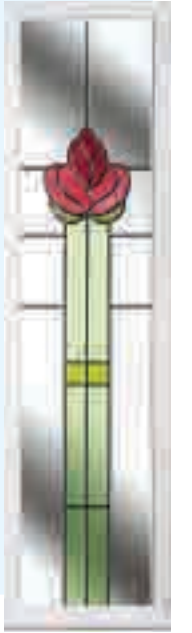
DC 3B



DC 4A



DC 4B



DC 5A



DC 5B



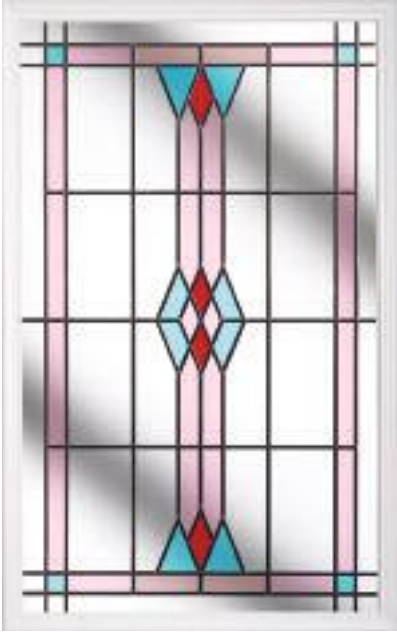
DC 6A



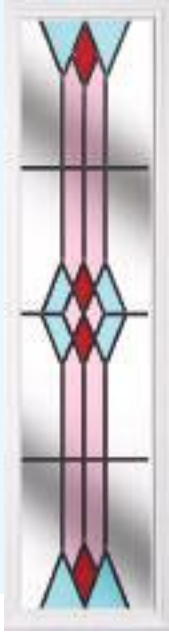
DC 6B




DC 7A



DC 7B



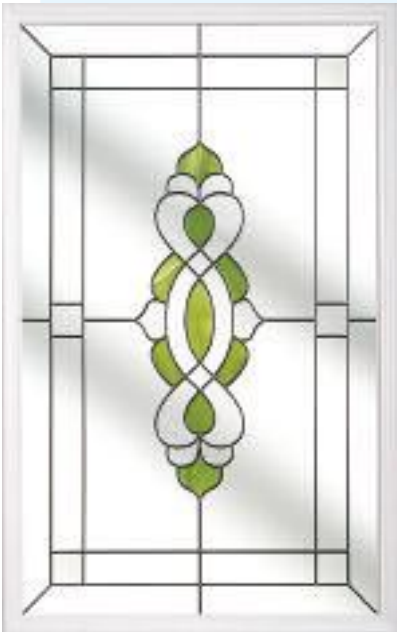
DC 8A



DC 8B




DC 9A



DC 9B



DC 10A




DC 10B

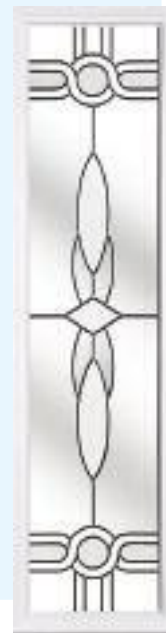




DC 11A



DC 11B




DC 12A



DC 12B



DC 13A



DC 13B





Doors - Bevelled

Unadulterated elegance that doesn't need to try too hard. Let the light flood into your home as it reflects and refracts off the multifaceted surfaces of each and every bevelled design within this stylish range. Whether you prefer simple linear designs, complex cluster designs, or even coloured bevelled glass designs, each one can be complimented by your desired level of obscured privacy glass.


DB 1A



DB 1B




DB 2A



DB 2B



Image courtesy of Evergreen Door



DB 3A



DB 3B



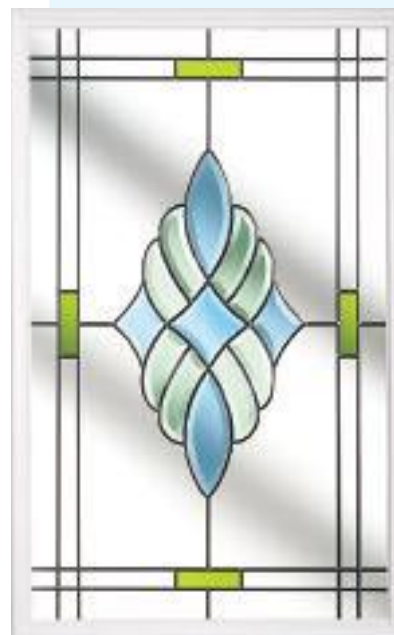
DB 4A



DB 4B



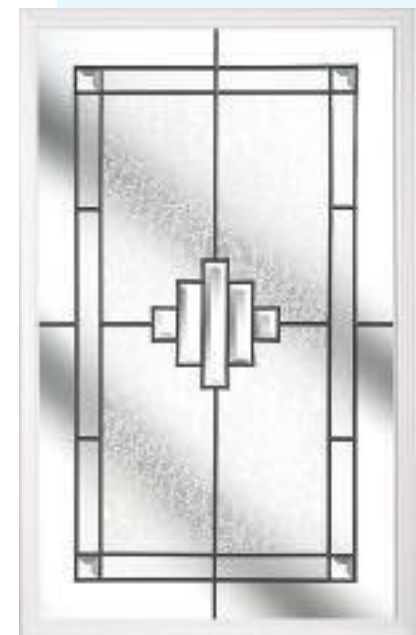
DB 5A



DB 5B



DB 6A



DB 6B

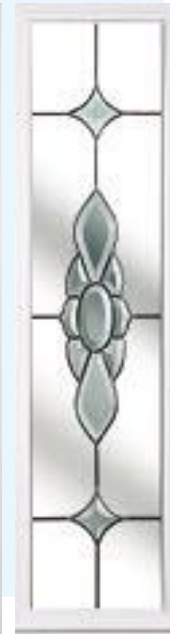




DB 7A



DB 7B




DB 8A



DB 8B

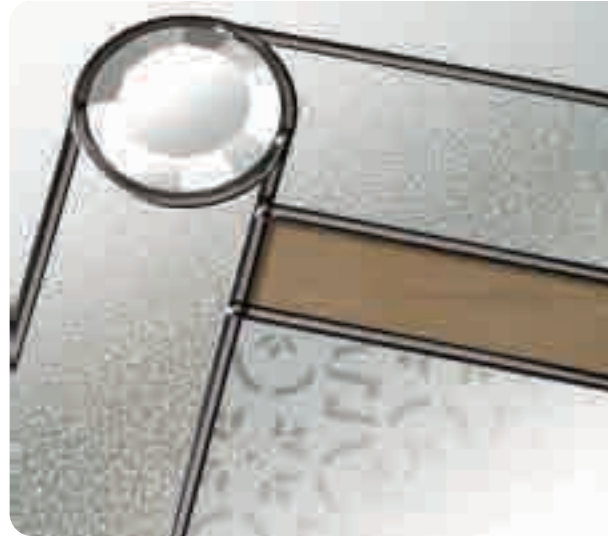


DB 9A



DB 9B





DB 10A



DB 10B



DB 11A



DB 11B



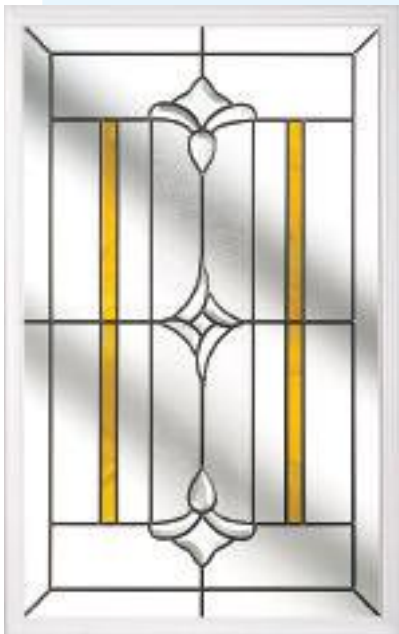
DB 12A



DB 12B




DB 13A



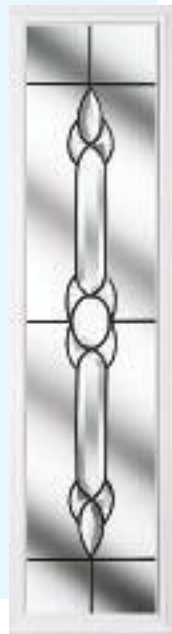
DB 13B




DB 14A



DB 14B





DB 15A



DB 15B







Doors - Fusion

Stunning, sophisticated and enduring. These eye catching, linear and curvaceous designs are equally at home in a rural, suburban or city home. Colourful, yet tasteful fused tiles harmonise elegantly within refined symmetrical designs to create a truly striking visual impact.

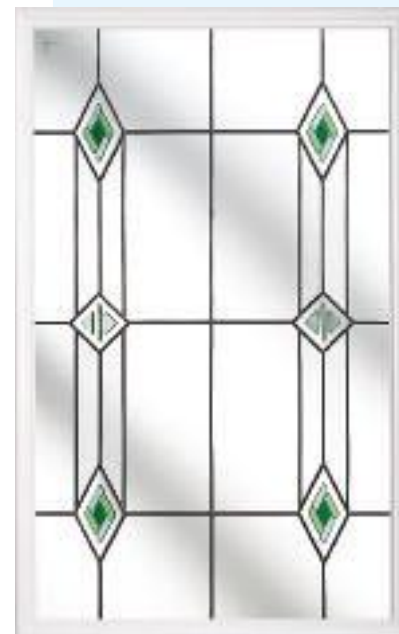
DF 1A



DF 1B



DF 2A



DF 2B



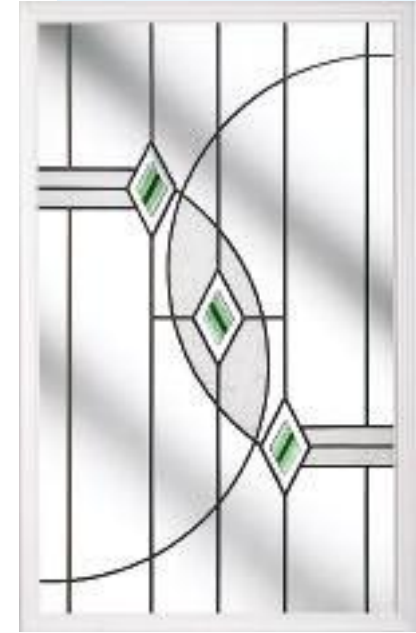
DF 3A



DF 3B




DF 4A



DF 4B



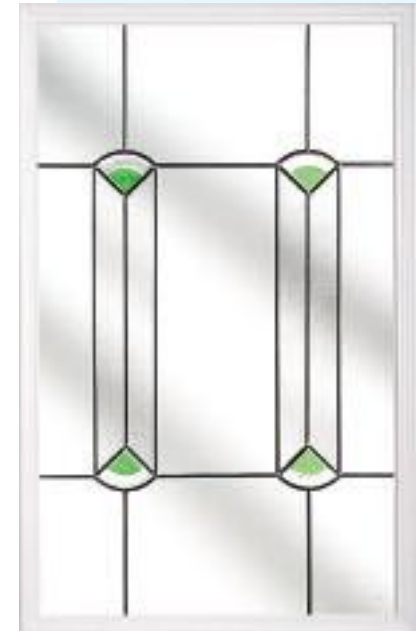
DF 5A



DF 5B



DF 6A



DF 6B





French Doors

French Doors create a bridge between the comfort of your home and the peace and tranquillity of your garden. Choose from a wonderful selection of border designs to elegantly draw the eye towards the great outdoors. Mirror the natural delights of your garden with a charming floral motif or opt for the fresh purity of light reflecting bevels.



FDC 1



FDC 2







FDB 1





Leaded Designs


Whether you live in a modern home or a well established property, nothing exudes tasteful elegance more than the refined grandeur of leaded windows and doors. Whichever option you select, our highly skilled craftsmanship will ensure that the design you choose flows from window to window with unbroken continuity.




Georgian

Queen Anne

Queen Caroline





Elizabethan

Stuart

Windsor

Hanover

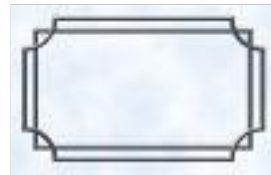
Jacobean



Image courtesy of Epwin Group



Image courtesy of Epwin Group



Cleveland

Northumberland

Westmoreland

Other Applications

Your home is a unique reflection of your taste and personality. With almost unlimited options to choose from, it's easy to refresh and enhance any area of your home. Select from pretty floral coloured glass motifs, luxurious light reflecting bevels and the sophisticated glamour of vibrantly coloured fusion tiles.

So go on, create a stir on the landing, add a splash of colour to your bathroom windows or transform a plain kitchen cupboard into an artisan style kitchen cabinet. Whatever you do, you can rely on our superior quality, a wealth of expert knowledge and an imaginative range of styles to inspire you.

*go ahead
be inspired...*



Glass photography co



copyright © RegaLead Ltd



Film Colour Options



We have carefully selected colours from the extensive range available to us which we believe work best with the individual designs. However, if customers prefer to alter colours, we have a library of over 400 colours and effects to chose from. A catalogue of this collection, supplied by RegaLead, is available to download at www.decorativeoptions.co.uk or as swatches.

Fusion Tile Options


We have a vast range of fusion tile options to chose from and all the designs shown are available in Blue, Green, Red/Orange, or Black colourways to compliment your door or furnishings. In certain designs, it is also possible to have a brown/cream colourway. The full range of colour options are shown at www.decorativeoptions.co.uk.



For details of the full range of fusion glass tiles and to download a catalogue:

www.decorativeoptions.co.uk

Lead Options



Natural

Antique

Brass

We offer a range of lead profiles in various colours. In this catalogue, all the designs have been created using our popular Antique colour which as well as having a ready aged look, also benefits from a polymer coating to protect the lead surface from weathering. For customers who require a more traditional look or wish to have the joints soldered, we can manufacture using our Natural profile. With the Natural lead, the colour will change from a bright silver to a matt grey look over time as the product naturally weathers.

Backing Glass Options

Any of the designs featured throughout this brochure can be backed with textured glass. Simply choose the textured design and level of obscurity best suited to you requirements.



Arctic™



Autumn™



Chantilly™



Charcoal™



Contora™



Cotswold™



Digital™



Everglade™



Flemish™



Florielle™



Mayflower™



Minster™



Oak™



Pelerine™



Stippolyte™



Sycamore™



Taffeta™



Warwick™

Images courtesy of Pilkington Group Ltd

Technical Information

Size Limitations

The designs shown in this catalogue are as follows:

Fanlights	250 x 500mm
	350 x 520mm
½ Glazed Doors	558 x 912mm
Dual Glazed Doors	202 x 912mm
French Doors	511 x 1763mm

It is possible with all designs to alter sizes but certain elements such as glass bevels, Fusion tiles and glass Jewels are standard sizes so the designs may have to be altered to accommodate.

Material Specifications

Lead profiles

The lead profiles used are manufactured using 99.5% pure lead which is applied to the glass surface with a pressure sensitive acrylic adhesive.

Like any unprotected product exposed to the environment our Natural lead will undergo a level of atmospheric transformation and change colour. This is a normal and expected process and will eventually settle down to take on the 'weathered lead' appearance of traditional lead-lights.

For customers looking for a consistent colour we recommend the use of Antique lead which has a dark gray coating on the surface to protect the lead from weathering. However, with the use of Antique lead it is not possible to solder joints.

For customers using our Brass coloured profiles, these are only recommended for use when encapsulated within a triple glazed unit.

Stained Glass Art Film

All our Stained Glass Art Films are manufactured by hand and no two sheets are ever identical so variations in the pattern and colour density are a feature of the product. On designs where effect colours are used it is never possible to make an

exact reproduction of the design shown in the catalogue. The maximum sheet size for the Stained Glass Art Film is 460mm x 660mm so on certain designs it may not be possible to enlarge without making changes to the design.

Glass Bevels

Our Glass bevels are manufactured from 5mm glass with a typical 12mm bevelled edge. These products are handmade and therefore slight variances in size and bevel width are possible.

Our bevels are bonded to the surface of the glass with a specialist UV Curing adhesive which should remain glass clear for our 10 year guarantee period. Small bubbles in the adhesive layer are common when applying the bevels and are not deemed as a fault.

Fusion Tiles

Our Fusion glass tiles are manufactured by hand and involve melting two or more layers of glass together, it is therefore common to get small air inclusions in the glass. These are a feature of the product and add dimension and contrast to the tile and should not be seen as a fault.

Cleaning and Maintenance

All our decorative glass options should be cleaned regularly using water based proprietary glass cleaners. Always avoid the use of any cleaners that may contain solvents or have an abrasive effect on the surface cleaned

On newly installed decorative glass it is possible that small white deposits can 'leak' from the edge of the lead. It is important that these are cleaned off the glass and not allowed to run onto the window frames.

Photographic and Printing Limitations

Due to the nature of the printing process, colours in real light conditions may vary slightly from the photographic reproductions in this brochure. Stained Glass Art Film colour samples are available to verify colours.



Due to the limitations in photographic and printing processes, actual colours may vary from those illustrated in this brochure and should be used for guidance purposes only. Regalead reserve the right to alter specifications without prior notice. Copyright © Regalead 2009. Designed and produced by Refresh Media Design Limited.



RegaLead Limited

Columbus House | Altrincham Road | Sharston | Manchester M22 9AF

Telephone +44 (0)161 946 1164 | Fax +44 (0)161 946 1033 | Email sales@regalead.co.uk

www.regalead.com