

COMPLETE AND PROVEN:
THE SPECTUS
PACKAGE



DEVELOPING
PRODUCTS



MORE
COLOURS



ALWAYS
EVOLVING



NEW
POSSIBILITIES



STAND THE
TEST OF TIME



Spectus[®]
WINDOW SYSTEMS

Always evolving

It's fair to say that we've been around for some time now Spectus was established in 1981, back in the early days of PVC-U windows.

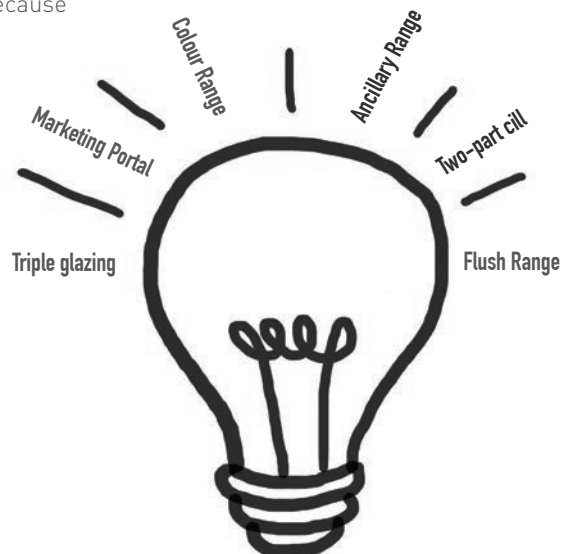
Remember? Chunky white frames and big rubbery gaskets? We're not being critical, not really, those early frames were still a major improvement on the traditional timber alternatives or the industrial-looking aluminium versions.

As soon as we'd found our feet, though, Spectus products started to change and that process is still going on. We call it our evolution. We've moved steadily forwards with design, standards and technology. **We've invested in plant, in materials development and in quality systems. We've listened to the market and we've led the market, and we've never been afraid to amend or improve a product or the way in which we sell it.**

Spectus has a different atmosphere. We're glazing industry experts but we're also a tribe – many of our team have been with us for decades, and that continuity is a huge benefit for our customers. Many of them are long-term partners too. They're part of the Spectus story and part of our evolution.

Our strategy of continuous progress works because it gets the right products in the right places at the right time. When the environment changes, we're ready with the adaptations that are needed. It's not change for the sake of change, which would disrupt and distance our customers – it's change to meet a need, to improve performance or to enhance the service we offer.

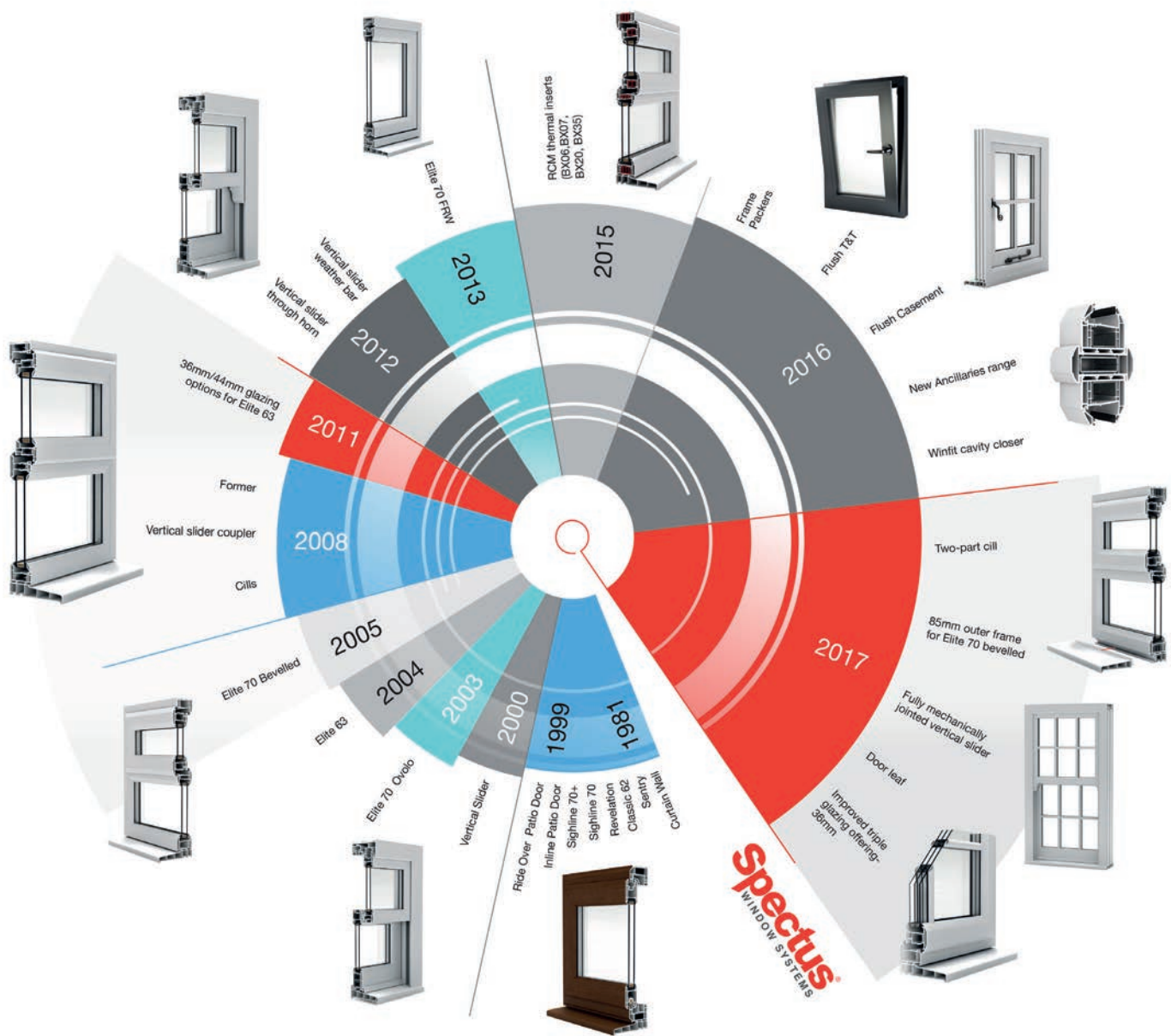
The result is a combination of perfectly adapted products, high performance and service. And that's what makes us the complete package.





Spectus product timeline

| | | |
|-------------------|------|--|
| Classic 62 | 1983 | The original Spectus system, a classic by name and by nature. |
| Sightline 70 | 1996 | Slimmer sections and a move to 70mm profiles to meet growing demand. |
| Patio Door | 1999 | Launched almost two decades ago, our sliding patio door is still going strong, still secure and still a firm favourite with homeowners, fabricators and installers. |
| Vertical Slider | 2000 | Simply gorgeous, it hit the market-leading spot straightaway and it's stayed there. We're still adding new features and refining the period details to ensure no one can object to a PVC-U sliding sash. |
| Elite 70 Ovolo | 2003 | The start of a new era, with systems designed for maximum flexibility, performance and style. Ground-breaking at the time, Elite set the standards for others to aim at. |
| Elite 63 | 2004 | And when the market in Eire wanted a 63mm version of Elite, that's what we gave them. The same great systems but tailored to a slightly different construction market. |
| Elite 70 Bevelled | 2005 | We added the Bevelled shape to the Elite range, the same superb system but with an alternative, crisp clean aesthetic. |
| Cills | 2008 | A wider range of cills with more thermal chambers and revised details – because when that's what the industry wants, that's what we do. |
| Former | 2008 | When housebuilders told us they loved to use Elite in their projects, but explained their practical difficulties with surveys and site damage, we gave them a solution that saves time and money, and because it's recycled, it does its bit to save the planet. |
| Elite 70 FRW | 2013 | More high and medium-rise construction made reversible windows an obvious step, but we made ours with outstanding weather performance and unique, insulating Aeroframe™ technology. |



| | | |
|----------------|------|--|
| Flush T&T | 2016 | Modern construction projects favour the sleek flush appearance. We gave architects and designers what they needed, A++ rated performance, effortless style and a cost-effective alternative to aluminium. |
| Flush Casement | 2016 | Our solution for heritage properties whose owners want the thermal performance, security, weather performance and durability of PVC-U alongside the proportions and styling of a traditional timber frame. |

NEW
FROM SPECTUS

6



Our Vertical Slider is getting **more mechanical**

What we have done is added to the already brilliant authenticity of its appearance by including a fully mechanically jointed option

Our outer frames have had this option for a long time. It's been popular with homeowners and for planners where the finer details of the design are seen as critical. Now, we've taken this approach a step further, and the results are amazing.

The joints are immaculate, and the overall look of the Vertical Slider now so closely resembles a traditional timber-built version that everyone is impressed.

- Fully mechanically jointed option
- Run through horns
- Thermal inserts for improved WER & U-values
- Two Sash sizes to give equal sightlines
- Weather bar
- Deep bottom rail in welded or mechanical joint options
- 150 and 210mm cill options
- Up to 28 colours and finishes
- WER to Band A+

Authenticity to satisfy the harshest critic



NEW
FROM SPECTUS



2-part cill

A simple adaptation that's a smart answer to damaged cills

Cills are prominent and easily damaged during construction, but fixing things can be expensive, especially if scuffs, scratches or breakage is discovered after the installation of doors or windows.

During refurbishment, one-piece cills can be problematic when insulation needs to be added to existing buildings. Post completion, cills are no more immune to damage, think kids dragging and dumping their bikes across the threshold.

Last-minute decisions


When you're building, restoring or renovating, the answers to a project's details can come at the last minute and you might end up having to undo what you've already done. Wouldn't it be good if you had the flexibility you need to adapt and change?

2-part cills solve your problems

Step 1: As part of your construction process, fit the receiver.
Step 2: When the project nears completion, fit the cill nose

And the aesthetics are spot on

- A choice of noses. Simply choose a profile to suit
- Compatible with our traditional one-piece cills
- PVC-U: 150mm and 180mm sizes
- Bigger sizes can be manufactured contract dependent
- Elite 70 and Elite 63 compatible
- Available in a range of colours
- Works with bevelled and ovolo shaped systems.



NEW
FROM SPECTUS



New 36mm triple glazing bead

Increase the options for triple glazing with our new bead

Some suppliers use a whole new system for triple glazing, which can have a significant impact on production, stockholding and cash flow. Other suppliers avoid that approach but offer only a single choice of triple-glazing bead, and often one that's tricky to use.

Only Spectus gives you the affordable flexibility you need. With the latest addition, our range now includes beads to accommodate 36, 40, and 44mm glazing for our Elite 70 system, and our Elite 63 system can accommodate 36 or 40mm units.

Flexible and practical

With more options, it's easier to offer the exact WER specification your customer needs. You can even choose to combine double and triple glazing in the same project to make the best use of passive solar gain or to add extra insulation to rooms with large expanses of glass.

Ideal for use with Georgian bars

With the Spectus solution, combining triple glazing with the period detail of Georgian bars is no problem.

Welcome to the power of three

Our triple-glazing beads are simple, cost-effective and they work. With our range of beads, you can avoid extra stockholding costs, use existing outer frames and sashes, and still have all the flexibility you and your customers need.

And because we don't believe you should have to compromise on style when you choose triple glazing, all beads are available in our extensive range of colours and finishes.



Stylish, practical, affordable – that's the power of three

NEW
FROM SPECTUS



12 |

Meet our new 85mm outer frame

Listening to the installers

Sometimes bigger is better. Not always, of course, but our installers kept mentioning that they could do with a little bit more frame space on doors to avoid hinge damage to plasterwork. Then they raised the small issue of trickle vents being a tight on windows.

We listen to what's being said, but we do more than listen. We knew something had to be done, so we did it.

An answer for the installer

A bigger outer frame. It's got the same great lines as all of the Elite 70 bevelled suite, the same easy fabrication, the same structure and works with all the same profiles.

It's the same, but bigger.

There's more **clearance for the hinges, more room to fit a ventilator and it can help to avoid having to use a packer.**

Our new 85mm outer frame isn't just bold in size. We're also stocking it in the striking Anthracite Grey finish that everyone's choosing these days.





French flush casement

Even with a new system, evolution is a powerful force

Since we introduced our Flush Casement in 2016, we've been thrilled by the response to its authentic proportions and traditional style. But like everything else from the Spectus stable, this is an evolving product. We're making our first changes because more and more people in conservation areas are switching to the thermal efficiency and low-maintenance properties of PVC-U.

New – Mechanically jointed outer frame

Our Flush Casement system already had the option of mechanically jointed sashes. Now we've made that option available for the outer frame too. Without any mitred welds, the frames recreate the timber-jointed look throughout.

New – French Casement option

And there's more ...we're adding a French twist to the options. The system can now be used for French-style, double-opening casements. These are ideal for the smaller aperture dimensions of heritage properties, giving the benefit of maximum light and ventilation without the annoyance of a central mullion to spoil the view.



Installer Scheme

Excellence as Standard (EAS) is the new installer initiative that aims to build loyalty and trust from the consumer to the installer.

EAS sets the benchmark for the home improvement and construction industries by advocating excellence at every stage of a project – from manufacturing through to the physical installation in a consumer's home – and you need to be a part of it.

Being part of the EAS charter will demonstrate that the installation company is committed to raising standards across the industry and delivering the best possible service throughout the entire customer journey.

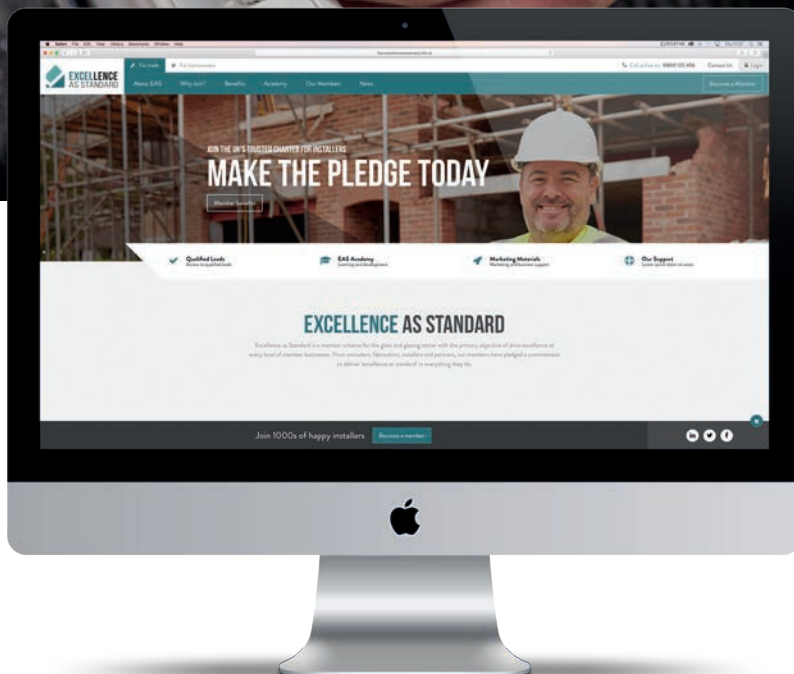
Some of the benefits of becoming an EAS member:

1. Quality Products – You will get exclusive access to the best systems brands throughout the Epwin Group.
2. EAS Academy – Our dedicated academy fully supports your installers to become EAS certified and is jam-packed with help, advice and training material designed to facilitate them in their quest to promote excellence.
3. Marketing Support – An impressive and comprehensive suite of branded marketing material can be personalised to include your company's logo via an easily accessible EAS portal. Additional marketing support including drop cards, business cards, letterheads etc will also be available.
4. Partner Benefits – We understand the importance of partnerships and how vital they are to the future success of a business, which is why we work closely with installers. EAS membership also gives your installers the opportunity to work with, and benefit from discounts from our trusted partners including heavily discounted rates on NVQ training at levels 2 & 3.
5. Instant Lead Generation Model – Installers will be represented on the newly designed and optimised excellenceas.co.uk website. In addition, we can support your website offering a new landing page on your existing website that incorporates an installer finder and review centre, or if needed, a newly optimised lead generation site to replace your old site.



Are you ready to
#takethepledge ?

NEW
FROM SPECTUS



Find out more
www.excellenceas.co.uk





18



THINK! Even more **colourful**

For some customers, appearance matters every bit as much as performance and function.

Consumers have picked up the idea of finding the finish that really enhances their home. Architects demand colours to complement their vision and planners specify the shades that suit the special nature of their locality. People love colour, and that's fine with us.

When your customers are chasing rainbows, you need a rainbow to offer. You need a whole forest of different timber effects. You need a whole palette of cloudy grey skies. You need natural tones, bright primaries, flat and textured finishes. You need dual-coloured options in combinations you would never have imagined and foils guaranteed to hold their colour and keep their looks for a long, long time.

We'll help you to satisfy the craving for colour with:

- 5 new colours in stock
- An unbeatable 12 colours, direct from stock
- No minimum order quantity
- 4 substrate colours.
- POS: Swatches, posters, pop-up banners, brochures



Find out more

www.spectus.co.uk/trade/products/spectrum-colour-range/



20

With our range of foils and substrates, you can do just about anything. There's no catch. There's no minimum order quantity other than our standard pack size and our turnaround for your special orders is faster than ever. If you want to start working out the total number of possible colour combinations feel free but don't blame us when the number gets too big to calculate.

So, now we can brighten up this old world of ours and while we're at it, grasp those extra sales opportunities. When colour is this easy to catch hold of, it's okay to chase rainbows.



*Non Grained



Feeling Flush?

Flush is the **new big thing**. Everybody, it seems wants to look neat and trim. But we're willing to stand out from the crowd with not one, but two flush systems. A gorgeous Flush Casement for traditional properties, and for those of us with elevated ambitions, a rather exceptional Flush Tilt & Turn that's perfect for high-rise installation.



Flush Casement

There's always been a market for flush casements, but, up to now, most homeowners have opted for timber. What they've been waiting for is a realistic alternative: one that looks like a timber original, but which has 21st-century performance built in. Older properties have character that needs preserving, but they're also crying out for better insulation, better security and better weather protection.

It's taken us a while to perfect our Flush Casement. Unlike some competitors who've rushed to market with a hasty compromise, we've worked it all out. That means we've got authentic proportions as well as energy efficiency. It means we've got all the right ancillaries, trims and finishing details. It means dummy sashes for perfect balance, deep bottom rails and the option of mechanical jointing. It also means that we've considered your stockholding and have ensured that these Flush Casements work alongside other elements of the Spectus range.

- Easy to fabricate and install
- U-value as low as 1.4W/m²K
- Bevelled outside with bevel or ovolo options for indoors
- Specially selected hardware for authentic appearance and security
- Mechanical jointing of sashes and deep bottom rails.

This Flush Casement is designed to be practical for installers, fabricators and consumers. Although it looks fabulous in a heritage property, the simple lines and proportions mean that this system has masses of potential.



Find out more

www.spectus.co.uk/commercial/products/windows/flush-casement-windows/

A photograph of a window with vertical blinds and a dark frame set in a white textured wall. The window is divided into two horizontal sections. The top section is larger and contains vertical blinds. The bottom section is smaller and also contains vertical blinds. The frame is dark, possibly black or dark grey. The wall is white with a fine, pebbled texture. There are some green plants visible on the left and bottom edges of the frame. A red vertical line is positioned to the right of the number 24.

24

Flush Tilt & Turn

Our quite exceptional Flush Tilt & Turn is setting new standards – A++ WERs are achievable without using krypton gas fills. Its outstanding weather protection and simple, safe and reliable function are making this Tilt & Turn a must for any project that demands the latest flush styling.

Based on a 6-chamber sash and 5-chamber outerframe and with 36mm or 44mm triple-glazed options, high levels of thermal performance can be achieved without breaking the bank. And, because safety is critical the gearing incorporates an anti-switch barrier which prevents any possibility of accidentally switching from tilt to turn mode when the window is open.

All of those technical details ignore the extra – and vital – information that this is a very stylish window indeed. There's no external overlapping of the frame, hinges and gearing are concealed, and curved, or angled, head and top rails can be included.


- Fully accredited system including Secured by Design
- Opening sizes of up to 1450mm x 2300mm
- Can achieve A++ WER
- Glazing options: 28, 36 & 44mm
- Triple-glazed option with U-values of 0.8 W/ m²K
- Optional third weather seal
- Includes AEROFRAME™ thermal-barrier technology
- Ideal for medium and high-rise installation.

Even better news is that this Flush Tilt & Turn is compatible with other 70mm systems – including our very own Elite 70 – giving you more options of how and where to make use of it.



Find out more

www.spectus.co.uk/trade/products/flush-tilt-turn/



All the bits that you and Bob need

When you want a window or door that's perfectly finished, easy to fabricate and install you need the right components. We've got them.

Our range of ancillaries is one of the largest on the market. We've got cills, frame packers, thresholds, end caps, sash horns, couplings, mouldings and adaptors. In other words, we've got all the bits and bobs you're going to need because we believe that when you want to make a window or door your way, you should be able to.

Perfect fit

Everything fits because it's been designed to, everything matches and all the proportions are spot on. It's the attention to detail that makes the difference: two sizes of Georgian bar, four sizes of frame packer, connectors and end caps made specially to suit our cill range. The result – components that look right and fit perfectly.

More choices

With more choice, you get more flexibility, more options and more sales. That's why we offer so many ancillaries. We have thresholds for doors that open in and out, adaptors for stone-cilled buildings, bay components that allow any angle to be made. With Spectus, you don't need to compromise, make do and mend, or try to fit a square peg into a round hole.

Quality components, quality results

Every component, whether made in-house or produced for Spectus by our trusted partners is top quality and guaranteed. We've chosen our products carefully and have put together a comprehensive range of ancillary products that are robust, durable and practical. When you want to achieve the best possible result, in windows, doors or conservatories, it makes sense to choose Spectus.



Find out more

www.spectus.co.uk/trade/products/ancillary-range/

Putting you **in control**

Even though we like to work closely with our customers, we recognise that you know your business better than we could ever do. You understand your buyers, your local market and the state of the building trade in your neck of the woods. You know when things are happening, when projects are on the cards, when buyers in a particular area start or stop spending and, crucially, what people are buying.



That's why we've launched a Marketing Portal. Powered by proven GoDesignOnline software, the portal allows you to pick and choose how you want to promote your business.

With PrintBase, you can download or print our brochures, catalogues and technical guides, anywhere at any time. Download and email a brochure, and it's on your customer's desk in seconds. It's fast and it's efficient when you can print a hard copy rather than waiting for snail mail to arrive.

Use CreativeBase to create bespoke, professional quality, marketing materials. Add your logo and contact details, and, quicker than ever before, you've got your own targeted literature ready to roll. With no waiting on print runs, you're responsive and ready to grasp opportunities as they arrive. Then there's CampaignBase, a simple and cost-effective way to build an email campaign. You can expand your audience, quickly and easily, reach new markets and enjoy the benefits of genuine sales leads.



Find out more

www.spectus.co.uk/trade/go-design-online/





The not so new

When we've spent decades getting things just right, we won't change them without a good reason. We love to innovate and launch new products and methods of support, but we know that our existing products and service are really rather good.

The whole Spectus package – the old and the new – when rolled together makes us the perfect PVC-U partner. Here's a quick reminder of some of the not-so-new things that make us special.



We're British

Yes, we're British owned and based. Always have been. Our production and warehousing are carried out in the UK, as is all of our administration. We're home based, but our designers and our manufacturing are world class. We make window and door systems to meet the requirements of construction in the UK, and we're supporting British jobs while promoting high ethical and environmental standards.



We've got a fabulous Vertical Slider

The Spectus Vertical Sliding window is widely regarded as the best on the market. It has the authentic appearance nailed, remarkable A+ performance and options to suit all sorts of properties. We love it, customers love it, consumers love it. Even Local Planning Authorities are having to admit it's a really good window and are allowing its use in conservation areas.

Take a closer look at www.spectus.co.uk/trade/products/vertical-slider/



We've brought a whole new meaning to Elite

If you didn't know that Elite means fully integrated and complete, you do now. Our Elite systems can be used to make all types of casement, tilt & turn and reversible windows, residential and French doors and are compatible with our curtain-walling system. Now one system does the whole job. With 63mm and 70mm depth options – and a wide range of glazing options, there is no project you need to turn down.





We've got the know-how

We're not boasting when we say we've got decades of experience and some of the industry's very best and brightest. We're stating facts. That know-how translates into products that deliver what they promise. It means support which ensures your projects go according to plan. It means we consider aesthetics and function, accreditation and performance. It means open communication and straight answers.



We know the market, and we'll help you crack it

We give you the tools to promote your business, but we don't expect you to go it alone. Our marketing team are working constantly to promote you, to understand your place in the market, to target your customers and raise awareness. Everything from fabulous image libraries, website development and branded workwear to photo shoots and local trade ads. It all adds up to more sales and more opportunities.



We're experts in the commercial sector

If you want to get on with larger projects, our Approved Commercial Manufacturers Scheme is ideal. We host training sessions to help you learn the ropes of tendering and gain a thorough understanding of the world of construction regulation. We'll help your operation meet the standards required to gain the larger, more profitable contracts and help to build your credibility as a trusted and valuable partner for commercial contracts.



We've got the technical support you need

Whenever you need help, we'll provide it. Our technical team are at the end of the phone and out on the road. We've got manuals, wall charts, product guides and online help. Even better our technical team is long established and knows our product range, inside out, upside down and back to front. If there's something you need to know or a problem you need to solve, you couldn't want for anything better.



Spectus
WINDOW SYSTEMS

Home Trade Commercial **Homeowner**

Search...

**MORE QUESTIONS?
WE START BY MAKING GREAT SYSTEMS BUT THERE'S LOTS
OF OTHER WAYS WE CAN HELP!**

The easiest way to find the answers to your questions is to give us a quick call.
Our number is 01952 283344.
Alternatively, you can fill in the form opposite and we'll get back to you with an
answer as soon as we can.

-  01952 283344
-  marketing@spectus.co.uk
-  Stafford Park 6, Telford, Shropshire, TF3 3AT.

Your Name

Your Telephone

Your Message

Your Email

Preferred method of contact

Sign up to our newsletter? Yes No

Submit Enquiry 

Spectus
WINDOW SYSTEMS

SPECTUS CASE STUDIES

| | |
|-----------|--|
| GRAND | |
| MONEY | |
| TUESDAY | |
| WEDNESDAY | |
| THURSDAY | |
| FRIDAY | |
| SATURDAY | |

`
`
`<html>` } code*
`<body>`

Lets talk Spectus

We start by making great systems but there's lots of other ways we can help!

The easiest way to find the answers to your questions is to give us a quick call.



01952 283344



marketing@spectus.co.uk




Stafford Park 6, Telford, Shropshire, TF3 3AT.



www.spectus.co.uk

#ThinkSpectus





T: 01952 283344 | F: 01952 283350 | E: marketing@spectus.co.uk

www.spectus.co.uk

