






















B	I	N	G	O
				
				









BINGO Tips

- * Laminate your BINGO boards and cards
- * Use fun "chips" for kids to mark their BINGO boards with (raisins they can then eat, cube blocks that match the color, Fruit Loops that match the color, etc.)
- * If you keep the playing board paper, kids can stamp their boards when they have a match
- * To encourage writing skills, have kids use a dry-erase marker to place an 'X' over the image on their board
- * Have a child be the "BINGO Announcer", and the adult can play!

© LookLookLearn, LLC

