













B	I	N	G	O
 1	 2	 3	 4	 5
 6	 7	 8	 9	 10

BINGO Tips

- * Laminate your BINGO boards and cards
- * Use fun "chips" for kids to mark their BINGO boards with (raisins they can then eat, magnetic numbers that match the number space, a matching number card, etc.)
- * If you keep the playing board paper, kids can stamp their boards when they have a match
- * To encourage writing skills, have kids use a dry-erase marker to place an 'X' over the image on their board, or trace the number called
- * Have a child be the "BINGO Announcer", while the adult plays!

© LookLookLearn, LLC

