



COLOR ACTIVITIES

Llama Llama Misses Mama

by Anna Dewdney

Llama Llama stories present fabulous learning opportunities for children to learn colors. Tied in with learning colors are pre-math and social skills. The following printables provide activities to try in any environment!

Memory

- * Lay pairs of each color card face down
- * Have children take turns choosing two cards to form a match
- * Child who forms correct match wins that color set
- * Continue play until no more cards remain

© LookLookLearn, LLC

What's Missing?

- * Place one of each color card face up
- * Have children close their eyes
- * Secretly remove one card
- * Have children guess which color is missing **OR**
- * Have children choose from a second set of color cards which card is missing

© LookLookLearn, LLC

Team Color Hunt

- * Print 1 set of cards for each student
- * Place groups of each color in different parts of the room (green cards by the sink, blue cards by the cubbies, etc.)
- * Children move in pairs throughout the classroom collecting each card that matches a piece of clothing their peer is wearing
- * Children return to meeting area to share with the group their cards

© LookLookLearn, LLC

Match Me Up

- * Place one color of each card in different parts of the classroom
- * Children have to move to the location of the color card that best matches the color they are wearing
- * Second round, children move to a different color that they are wearing
- * Continue game until no one needs to move anymore

© LookLookLearn, LLC



Color Skills Tips

- * Laminate, photocopy, and add to any of the attached Llama color cards below
- * Use the cards to determine which colors child know:
 - * Which colors can they identify when named?
 - * Which colors can they label when pointed to?
- * Play memory matching
- * Use cards to hide under toys, or throughout the room and have kids “find the colors” and see what is missing
- * Use the cards to create patterns
- * Use the cards to create sorting activities
- * For children who are mastering initial letter sounds & reading, use word cards to match to color cards

© LookLookLearn, LLC

YELLOW

ORANGE

PINK

GREEN

PURPLE

RED

GRAY

BROWN




BLUE





WHITE





Letter Up!

- * Place 1 card of each color facing up
- * Place 1 letter card corresponding to the initial sound of each color facing up
- * Announce a color, and have child choose the corresponding letter that matches that sound
- * Correct matches are placed next to each other
- * Reverse activity by saying the letter sound, and have child match color

© LookLookLearn, LLC







Y

B

P


R

B

B

P

O

A large, bold, black uppercase letter 'W' centered within a square frame.A large, bold, black uppercase letter 'G' centered within a square frame.A large, bold, black uppercase letter 'G' centered within a square frame.

For additional colors, print the white llama and color it as you wish. Add a new corresponding letter in the blank card above. ALTERNATIVE to colors is to make patterns, such as stripes, dots, zig zags, etc.

