



SPEECH & LANGUAGE ACTIVITIES

We're Going on a Leaf Hunt

by Steve Metzger

Going on a leaf hunt presents a fabulous and fun learning opportunity for children to develop their speech and language skills.

After reading the story, ask your students yes/no and wh- questions to see if they understood the story and their ability to recall details. If you're working on increasing mean length utterance, you can ask the kids to use complete sentences. For example, "Where are the children going" Encourage the students to respond, "They are going on a leaf hunt."

Examples of Yes/No Questions?

- * Are the children going on a bear hunt?
- * Is it a rainy day?
- * Is the mountain tall?
- * Do the children pick leaves from the maple tree?
- * Are the leaves colorful?
- * Is the forest bright?
- * Do the children go through the waterfall?
- * Do the children swim in the lake?
- * Do the children see a rabbit hiding?
- * Do the children hide behind the bush?
- * Do the children like pet the skunk?
- * Do the children run?

Examples of Wh- Questions?

- * Who is going on a leaf hunt?
- * What kind of day is it?
- * What are the children looking for?
- * What do the children climb?
- * What does the forest look like?
- * How do the kids feel when they walk through the forest?
- * What sound does the waterfall make?
- * How do the children get across the lake?
- * Where is the skunk hiding?
- * Why do the kids get scared?
- * What do the kids do when they see the skunk?
- * Where did the children find the colorful leaves?

Reinforcers

Place cut out leaf pictures in a bag. Give your children a tree picture (image below). After they answer a question, let them pick a leaf from the bag and place it on their tree.



SPEECH & LANGUAGE ACTIVITIES

Sequencing

Work on sequencing skills by retelling the story. Retelling stories helps improve comprehension, oral language, sequencing and narrative language skills. Children can act out and re-tell the story using pictures of mountain, forest, waterfall, and lake (attached) or props. Be as creative as you can with props. For example, stack pillows very tall and pretend it's a mountain. Scatter chairs around and pretend it's a forest. Place a blue sheet on the floor and pretend it's a lake. Encourage your children to think of a prop they can use for a waterfall. It's great to encourage creativity!

Fill in the Blank

- * We're going on a _____.
- * It's a _____ day!
- * Let's find leaves that are _____!
- * Let's climb the tall, tall _____.
- * Pick up those leaves from the maple _____.
- * We're going a leaf hunt. We're going right _____.
- * We're coming to a dark, dark _____.
- * We can't go over it. We have to go _____ it.
- * Come on, let's _____!
- * We're coming to a swooshing, swooshing _____.
- * We can't go through it. We have to go _____ it.
- * We're coming to a cold, cold _____.
- * We can't go around it. We have to go _____ it.
- * What's that sound? It's coming from that _____?
- * It's black. It's _____.
- * It's a skunk. LET'S _____.
- * We're home. Now let's jump and _____.

Opposites

- * over/under
- * tall/short
- * dark/bright
- * wet/dry
- * cold/hot
- * walk/run
- * fast/slow
- * up/down

Naming

- * Name 3 leaf colors
- * Name 3 different trees
- * Name 3 things that make you happy

Prepositions

- * under
- * over
- * through
- * around
- * across



SPEECH & LANGUAGE ACTIVITIES

Vocabulary

- * wonderful
- * leaf hunt
- * mountain
- * forest
- * waterfall
- * lake
- * maple tree
- * birch tree
- * hickory tree
- * red oak tree
- * skunk
- * sounds: (splish, splash, plip plop, splish, splash, squish, squash, huff puff)

Story Elements

- * identify characters
- * identify setting
- * identify problem
- * identify solution

Same / Different

- * Leaves (color, shape)
- * trees
- * mountain/forest
- * lake/waterfall
- * waterfall/lake

Scavenger Hunt

This story is perfect for going on an indoor or outdoor scavenger hunt!

- * For an indoor scavenger hunt, print pictures of leaves (attached) and hide them around the classroom or house. Give your children clues and see if they can find the leaves.
- * For an outdoor scavenger hunt, give your children scavenger hunt items to find (scavenger hunt sheet attached).
- * Ask your kids to tell you where they found their items. This exercise is great for working on descriptive language and prepositions. For example, "The red leaf is next to the tree." "The yellow leaf is on the grass."
- * Give your kids simple or multi step directions. For example, pick up the orange leaf under the swing.
- * Ask your kids to describe their leaves.

Leaf Sorting

Once the scavenger hunt is over, have your children sort their items into piles. For example, place the red leaves in a pile. Place the yellow leaves in a pile. Place the acorns in a pile, etc...This activity is important because it increases awareness and helps your little kiddos understand how items are alike and different.



SPEECH & LANGUAGE ACTIVITIES

Leaf Twister Game


Scatter the different color leaf cut outs and tape them on the floor. [Large leaf printables below]

Give your kids fun directions:


- * Sit on a yellow leaf. Jump to a brown leaf
- * Put one foot on the orange leaf

Sneaky Snacky Squirrel



This award-winning spinner game is a great fall game for preschoolers! Spin the spinner, squeeze the matching colored acorn with your Squirrel Squeezers, and place it into your log. Be the first person to fill your log with acorns, and you win! You could also spin pick an acorn, steal an acorn, or lose an acorn, This game is great for matching, sorting and strategic thinking. (Sold at Target, online, and other toy stores. Made by Educational Insights.)



SPEECH & LANGUAGE ACTIVITIES





SPEECH & LANGUAGE ACTIVITIES



SPEECH & LANGUAGE ACTIVITIES





SPEECH & LANGUAGE ACTIVITIES



SPEECH & LANGUAGE ACTIVITIES



SPEECH & LANGUAGE ACTIVITIES






SPEECH & LANGUAGE ACTIVITIES

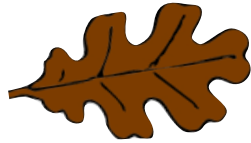
SCAVENGER HUNT CHECKLIST

☐

Acorn

☐

Orange Leaf

☐

Brown Leaf

☐

Green Leaf

☐

Twig

☐


Small Rock

☐


Yellow Leaf

☐

Red Leaf

☐

Pine Cone

☐

Mystery Item!