





LOOK LOOK LEARN, LLC







TEN RED APPLES WORKSHEETS

Animals to cut out. "Keep your scissors cutting on the red road!" (For LookLookLearn's scissor cutting video, please visit: <https://youtu.be/JToflzmOlcE>)





Have children draw a line from the letter on the left, to the matching letter on the right. "Make a line as straight as possible!" "One line, to one letter!"





Have children use one finger at a time to dip in a matching color paint, and make fingerprint apples leading all the way to the tree! Nine "jumps" to the tree, with the 10th fingerprint landing in the tree!

