



# Survey Report

20  
25

## In Need of God's Grace

What the People of Aruba Are Silently Facing

[agapebiblicalcounseling.xyz](http://agapebiblicalcounseling.xyz)

This survey is designed to help us measure, analyze and understand the extend and depth of the struggles impacting the people of Aruba

Presented by:  
Agape Biblical Counseling

## Contents

A Word from the Founder.....	3
Introduction.....	4
Disclaimer & Data Use Notice.....	5
About Agape Biblical Counseling.....	6
Social Media Reach & Engagement – Facebook.....	8
Social Media Reach & Engagement – Instagram.....	16
Survey Results in English and Papiamentu.....	19
Abortion & Miscarriage.....	19
Addictions: Alcohol and Smoking Abuse.....	21
Social media, Gaming and Gambling Abuse.....	25
Emotional and Overeating.....	28
Marriage, Infidelity, Adultery/Fornication, and Divorce.....	30
Workplace Stress & Its Impact.....	34
Perceptions of Manipulation and Fairness.....	37
Depression & Treatment.....	39
Grief & Loss.....	41
Abuse and Trauma by Intimate Partners.....	42
Parental Absence and Relationship Reflections.....	45
Pornography Use, Beliefs, and Pre-Marital Cohabitation Beliefs.....	48
Childhood Sexual Abuse Experiences.....	52
Stress, Stressors and its Impact.....	54

Fear and Worry.....	56
Suicide and Attempted Suicide.....	58
Trauma.....	60
Overwork.....	61
Emotional Suppression or Avoidance.....	64
Gossip/Slandering.....	65
Purpose and Meaning.....	67
Forgiveness.....	68
Singleness, Romantic Love and Intimacy.....	70
Isolation and Social Interactions.....	72
Practical Needs and Community Support.....	74
Data Visualization.....	75
Founder’s Analysis Conclusion and Personal Insights.....	78
A Word of Thanks.....	80
Our Next Steps.....	81
Words of Blessings.....	82



## A Word from the Founder



Dear reader,

Here in Aruba, it's not uncommon to hear people say that many of us are not doing well—physically, mentally, or spiritually. We know that a lot of people feel overwhelmed, stressed, and exhausted. We hear it in everyday conversations, and we see it in the faces around us. Many aren't being treated well at work. Many feel unseen, unheard, and unsupported.

The truth is, we don't have clear numbers. There's been no official or even unofficial effort to truly understand the state of our people's mental and emotional well-being. And while help is available, many still feel like they're facing life alone. Some wish there was something more—something genuine, compassionate, and rooted in real hope.

That's why this survey matters. It's more than data—it's a step toward understanding where the deepest needs are. At Agape Biblical Counseling, we believe that when we truly see the hurt, we can better respond with the love of Christ. Our aim is to glorify God by serving His children, His image-bearers, and His creation with care, humility, and truth. This is not just about mental health—it's about honoring the lives God has placed around us.

In Christ,

Ryan Gomez  
Bondservant and Ambassador of Christ Jesus  
Founder of Agape Biblical Counseling  
Biblical Counselor & Apologist

## Introduction

This report presents the preliminary findings from the Agape Biblical Counseling Survey, conducted between April 26 and May 4, 2025. The survey was designed to explore the emotional, relational, and spiritual struggles people face, with a particular focus on indwelling sin, suffering, and how individuals cope in their daily walk of life. It seeks to give voice to internal challenges that are often kept hidden—either due to shame, discomfort, or fear of being misunderstood.

The survey was made available in both English and Papiamentu, allowing us to better serve the diverse linguistic and cultural backgrounds of our community. It was distributed through Facebook and Instagram (via paid advertisements), the ‘Let’s Talk Mental Health Aruba’ Facebook group as well as WhatsApp, WhatsApp Updates and direct outreach to family and friends.

We recognize that not everyone was comfortable participating. Some individuals refrained from engaging with the survey because of the sensitive nature of the questions, which invited reflection on personal sin, emotional pain, and vulnerability. Others hesitated due to relational proximity—knowing or being close to the survey’s creator or the ministry itself. We understand this fully and hold no judgment; these topics are deeply personal and can stir up emotions many are not ready to face.

Even so, we stand by the belief that ‘something is better than nothing’. Every response—whether long or short—represents an act of courage and honesty. As of today, 42 participants have completed the survey: 22 in English and 20 in Papiamentu (19 valid and 1 Invalid in Papiamentu). This turnout, while modest in numbers, is rich in meaning. It offers a meaningful glimpse into the hearts and minds of those willing to engage with hard truths, and for that, we are deeply grateful.

All survey responses were submitted anonymously, ensuring that participants could share freely without fear of judgment or exposure. We treat their input with the utmost respect, and it will be handled with confidentiality and prayerful consideration.

While this report is not intended to provide exhaustive conclusions, it does aim to:

- Present the gathered data transparently
- Identify key patterns and themes
- Reflect on the needs and concerns raised
- Use this insight to shape and improve the biblical counseling services offered by Agape Biblical Counseling

Finally, we acknowledge the limitations of this survey. The sample size is small, and the audience was largely self-selecting and likely connected to a Christian or faith-based context. Therefore, while insightful, the findings should be interpreted within that scope.

Following the survey’s closure on May 4, 2025, the full analysis has been completed. We prayerfully share these results, trusting they will serve as a foundation for growth, meaningful dialogue, and more faithful, Christ-centered care.

## Disclaimer & Data Use Notice

### Disclaimer:

Every effort has been made to present the data in this report accurately, clearly, and faithfully to the responses given. However, due to rounding, skipped questions, or slight inconsistencies in the way some individuals answered, not all totals may add up to exactly 100%. This is a common feature of survey-based research and reflects the natural limitations of human input. We acknowledge these minor variations with honesty and humility, as even the most professional and well-resourced research organizations face similar challenges.

### Data Use Notice:

The data and findings presented in this report may be used for educational, research, ministry, or pastoral purposes. We encourage responsible use that aligns with the mission of truth, compassion, and care. If you cite or reference this material in part or whole, please credit 'Agape Biblical Counseling' as the source.



## About Agape Biblical Counseling



Agape Biblical Counseling is a Christ-centered, non-profit ministry dedicated to offering compassionate and professional counseling rooted in biblical truth. We serve individuals, couples, families, and children—completely free of charge—guided by the belief that true healing comes through Christ Jesus.

### Our Mission

*At Agape Biblical Counseling, our mission is to glorify God and love His children and image-bearers by providing compassionate, biblically-based counseling. We aim to support individuals, couples, families, and children through effective and professional counseling and psychology, guiding them towards Christ Jesus, who offers healing and spiritual growth—completely free of charge.*

### What We Do

At Agape Biblical Counseling, we combine biblical wisdom with evidence-based counseling to help people navigate life's challenges. Whether you're facing emotional struggles, relationship issues, grief, addiction, stress, or spiritual confusion, we provide guidance that centers on the truth of Scripture and the grace of the Gospel.

Our approach is pastoral and practical. We don't rely on secular philosophies that place trust solely in oneself. Instead, we help people depend on God's strength, learn their identity in Christ, and align their lives with His will.

### Our Founder

Ryan Gomez is a certified biblical counselor, apologist, and elder at the Protestant Church in Piedra Plat, Aruba. He's a member of the American Association of Christian Counselors and a writer for *Selah* magazine. Above all, he's a bondservant of Christ, a devoted husband and father, and someone called to minister to the weary and seeking. Ryan's heart is to point people to Christ Jesus, who alone offers lasting peace and transformation.



# Who We Help

We welcome anyone who is:

- Facing marital, family, or parenting struggles
- Battling anxiety, depression, or emotional pain
- Grieving a loss or life change
- Seeking guidance in life or faith
- Recovering from addiction or abuse
- Longing for spiritual growth and purpose

Whether you're a believer, new to faith, or just searching for answers, you're welcome here.

## Contact Us

Website: [agapebiblicalcounseling.xyx](http://agapebiblicalcounseling.xyx)

WhatsApp: 297-565-3998


E-mail: [agapebiblicalcounseling@gmail.com](mailto:agapebiblicalcounseling@gmail.com)

Facebook: @agapebiblicalcounseling

Instagram: @agapebiblicalcounseling

Location: Based in Aruba, serving both local and online communities

Office Hours: By appointment





## Social Media Reach & Engagement – Facebook

As of May 5, 2025, Agape Biblical Counseling's Facebook advertisement reached a wide range of individuals across Aruba. Many clicked the survey link—both personal contacts and anonymous users, according to Facebook's data. However, a noticeable number did not complete the survey after viewing the questions. This hesitancy likely reflects the deeply personal nature of the content, which invited reflection on sin, emotional struggles, and spiritual vulnerability—topics not easily shared in public or even private. The fact that so many engaged, even momentarily, reveals a silent curiosity and longing for truth, healing, and deeper conversation.

Agape Biblical Counseling's Facebook ad campaign ran for 10 days and delivered outstanding reach and engagement across Aruba. With a budget of \$99.98, the campaign garnered about 224,600 views, reaching 42,744 individuals, the vast majority of whom were non-followers (100%), showing exceptional visibility to a new audience. The post achieved 707 total engagements and 649 link clicks, resulting in a low cost per engagement of just \$0.14—a highly efficient investment. The increase in content interactions (+40.2%), link clicks (+1.1K%), and reach (+878.9%) reflects the campaign's strong performance and positive momentum.

Audience demographics show a healthy mix, with women comprising 64.9% of the reach and men 35.1%. The most responsive age groups were 35–44 and 45–54, aligning well with Agape Biblical Counseling's counseling services' likely target population. Notably, Aruba accounted for 79.7% of total engagement, especially concentrated in Oranjestad (42.4%), followed by Savaneta, San Nicolas, and Palm Beach.

In terms of platform placement, the ad performed best on mobile feeds (7,216 views), Facebook Stories (1,824 views), and Facebook Reels (1,144 views). The post also led to 504 profile visits (+394.1%), demonstrating strong curiosity and potential long-term interest in Agape Biblical Counseling's ministry.

This Facebook campaign not only expanded Agape Biblical Counseling's local visibility but also proved successful in directing meaningful traffic to the survey, helping build a deeper understanding of the needs within the Aruban community.



# Encuesta Nos Mester Di Bo Ayudo!

E encuesta aki ta diseña pa yuda nos midi, analisa y compronde e extension y profundidad di e luchanan impactando e pueblo di Aruba.

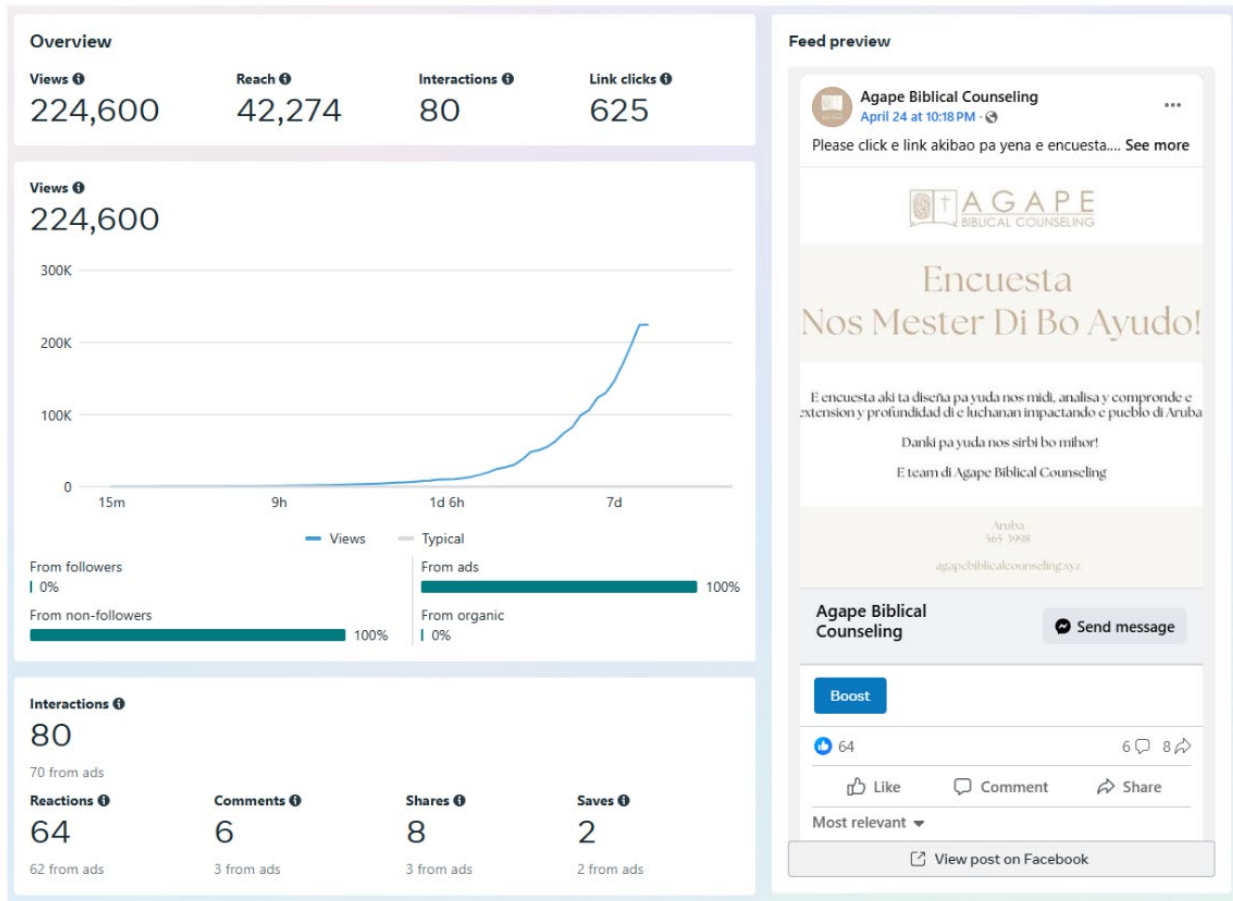
Danki pa yuda nos sirbi bo mihor!

E team di Agape Biblical Counseling

Aruba  
565-3998

[agapebiblicalcounseling.xyz](http://agapebiblicalcounseling.xyz)





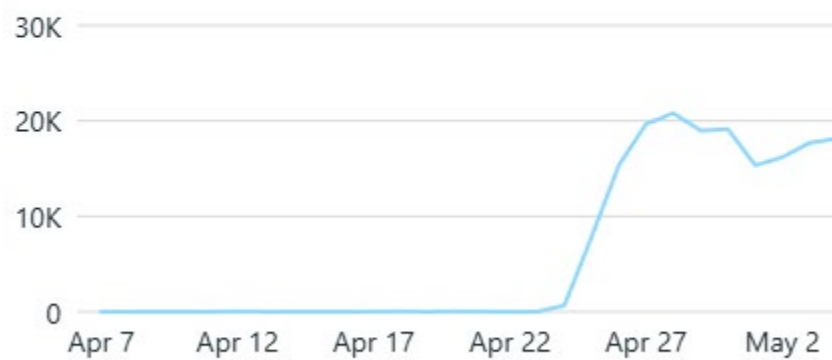
### Views ⓘ

295.7K ↑ 2.0K%



### Reach ⓘ

45.4K ↑ 878.9%



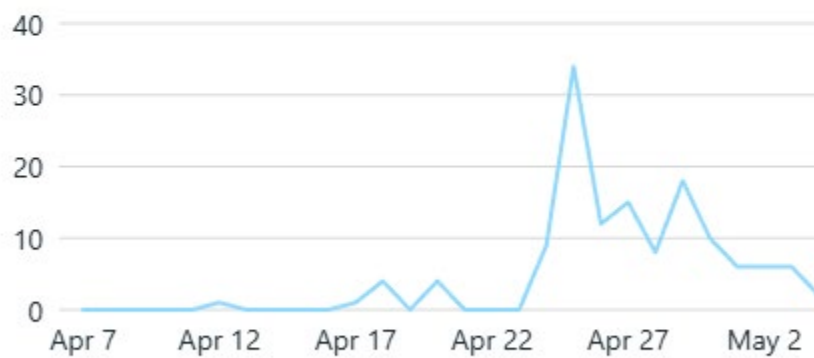
### Link clicks ⓘ

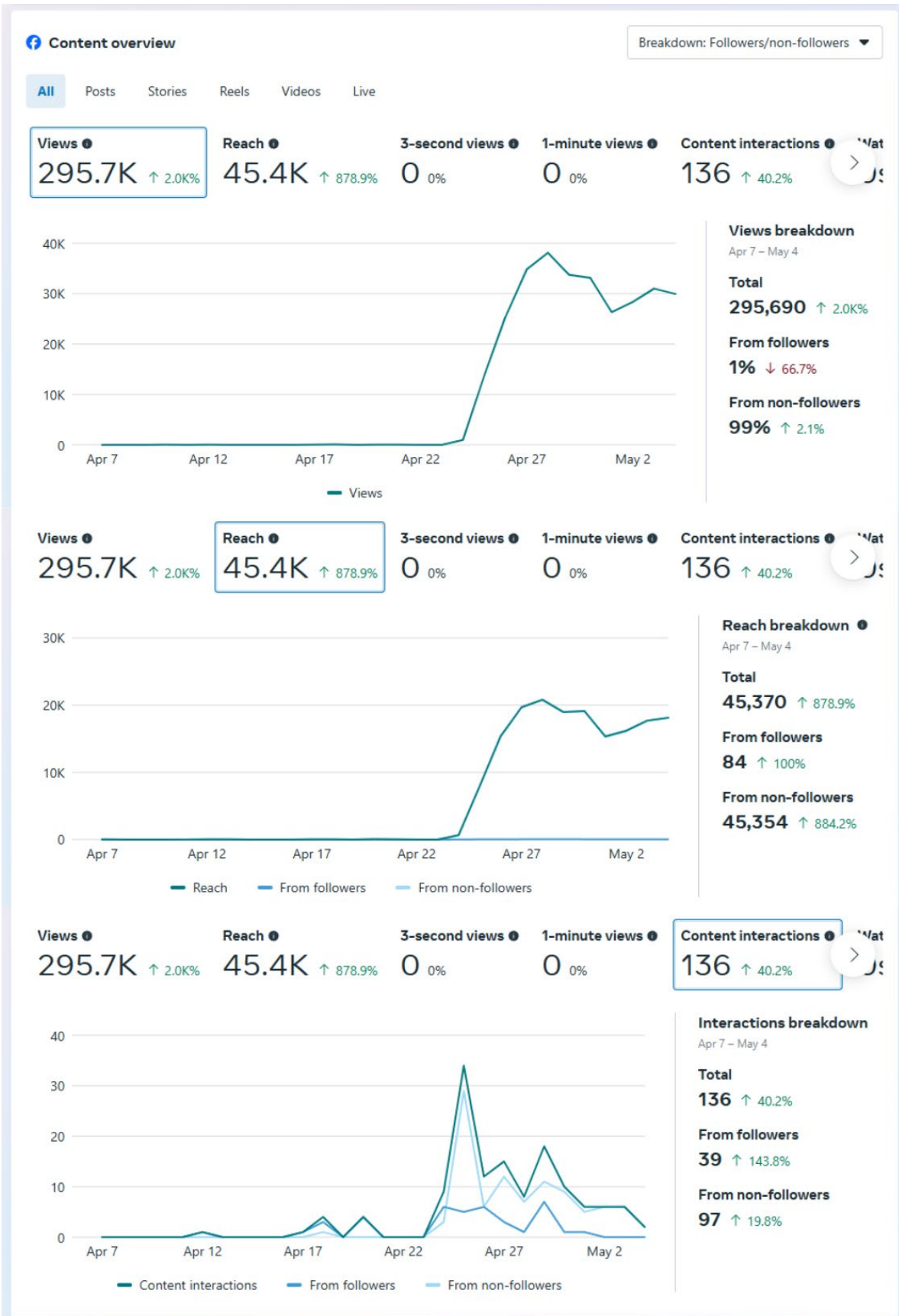
649 ↑ 1.1K%



### Content interactions ⓘ

136 ↑ 40.2%







## Audience

### Demographics

Trends

Segments

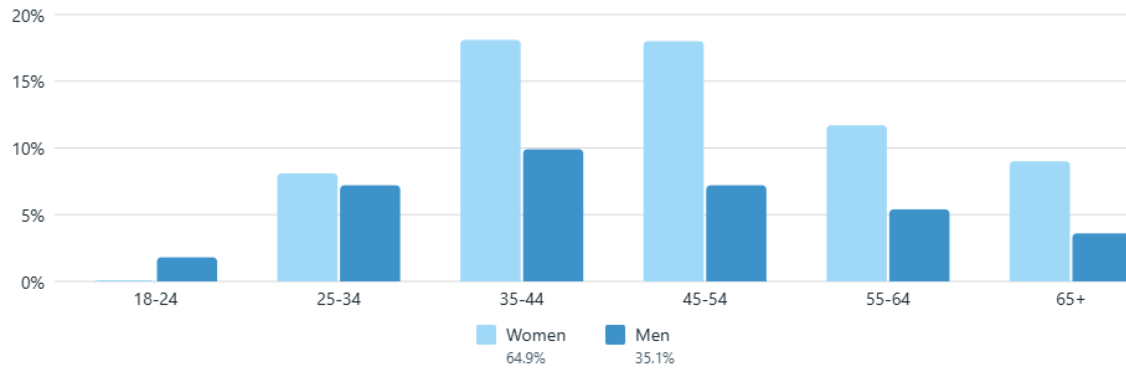
Potential audience

### Followers

Lifetime

118

### Age & gender



### Top cities

Oranjestad, Aruba

42.4%

Savaneta, Aruba

6.8%

Falcon, Aruba

4.2%

Sint Nicolaas, Aruba

4.2%

Palm Beach, Aruba

3.4%

Paradera, Aruba

2.5%

Tarabana, Aruba

2.5%

Cashero, Aruba

1.7%

Paraguaná, Aruba

1.7%

Ponton, Aruba

1.7%

### Top countries

Aruba

79.7%

United States

11%

Netherlands

2.5%

Nigeria

2.5%

Colombia

0.8%

Japan

0.8%

Malta

0.8%

Philippines

0.8%



## Audience

Ad account: Ryan Gomez 10150354343484792

Filter

Demographics

Trends

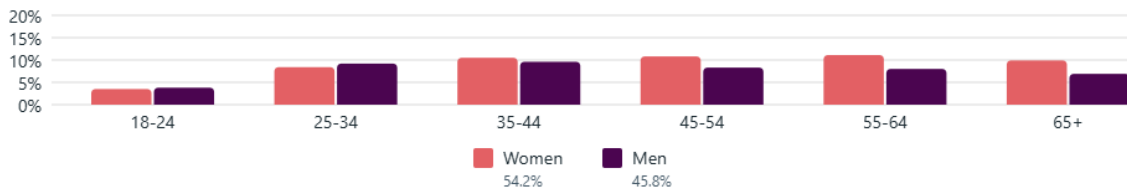
Segments

Potential audience


Estimated audience size ⓘ

95,500 - 112,400

Age & gender ⓘ



### Top cities



### Top countries



### Top pages ⓘ

Jeon in Musician

IrieSocial Community in E-commerce website

## Instagram

Over a 10-day period, Agape Biblical Counseling's Instagram ad promoting its survey reached 12,234 individuals, generating a total of 38,056 views, all from non-followers. The campaign successfully drove 148 link clicks at an affordable cost per click of \$0.34, with a total spend of \$49.95. The audience engaged was fairly balanced in gender (52% women, 48% men), and predominantly fell within the 18–34 age range, particularly among those aged 25–34. Most of the reach occurred through Instagram Reels (9,076) and Stories (3,492), followed by Feed (1,540) and Explore (236) placements. Geographically, the ad was highly localized, with 12,172 of the reached accounts based in Aruba, specifically centered around the Oranjestad region. While engagement levels (15 likes and 0 comments, shares, or saves) remained modest, the strong viewership and link click rate indicate promising awareness and interest, supporting continued outreach to better understand and serve the people of Aruba.



## Survey We Need Your Help!

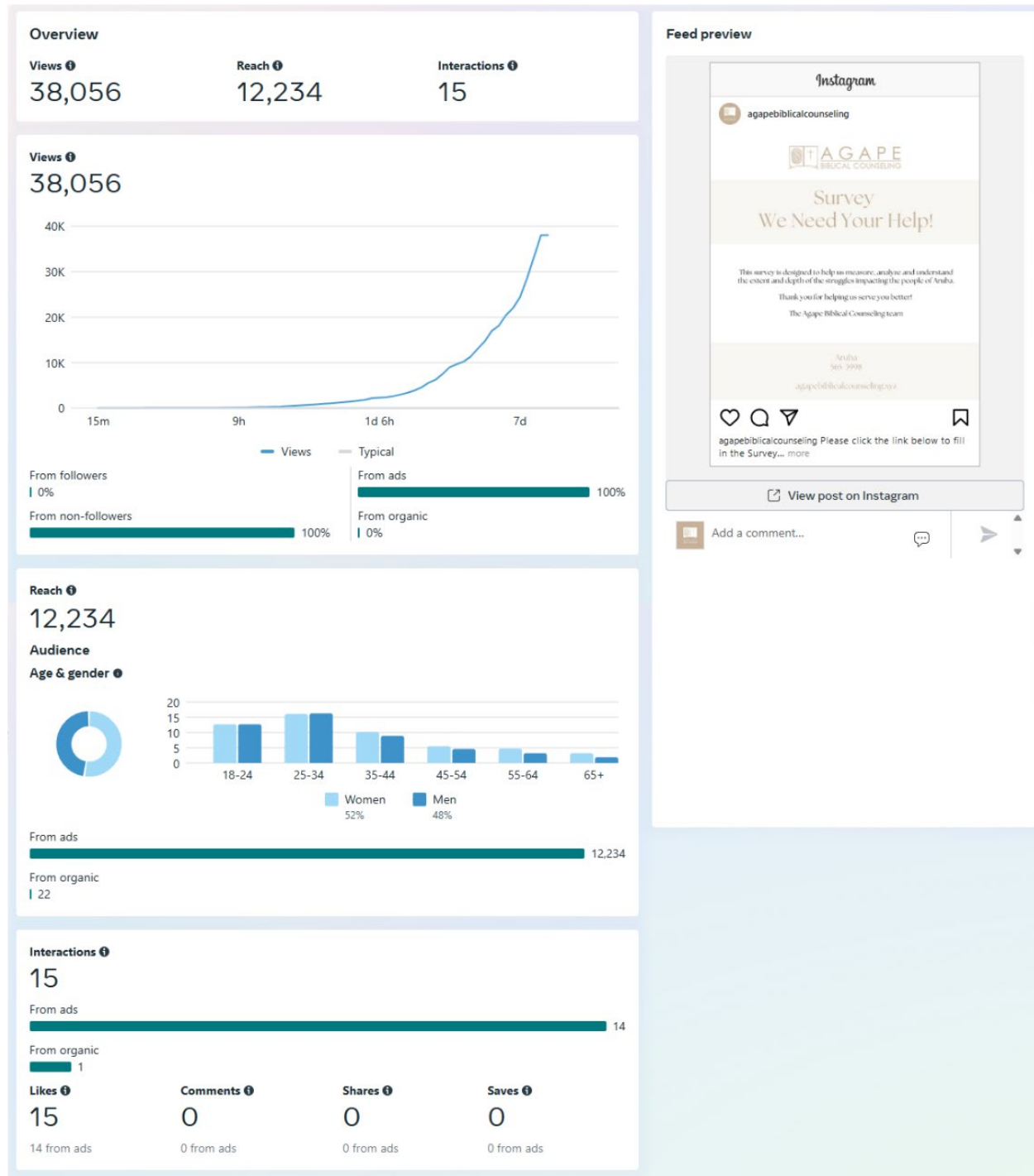
This survey is designed to help us measure, analyze and understand the extent and depth of the struggles impacting the people of Aruba.

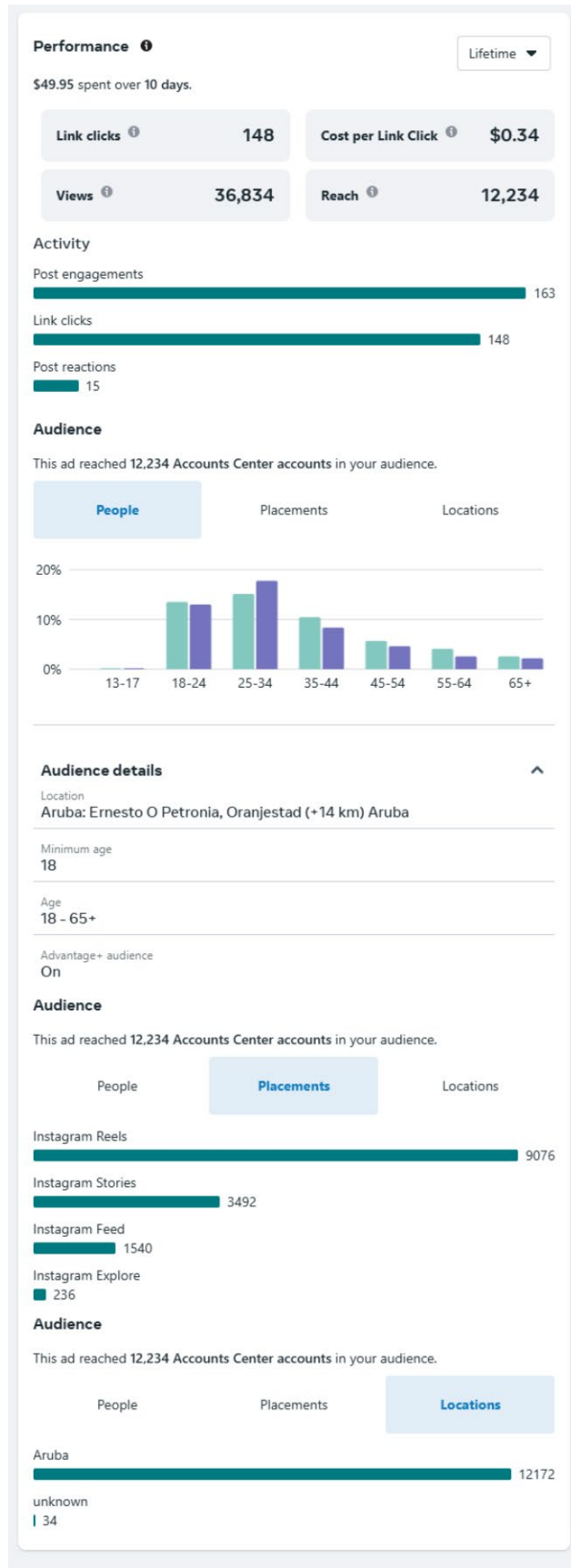
Thank you for helping us serve you better!

The Agape Biblical Counseling team

Aruba  
565-3998

[agapebiblicalcounseling.xyz](http://agapebiblicalcounseling.xyz)



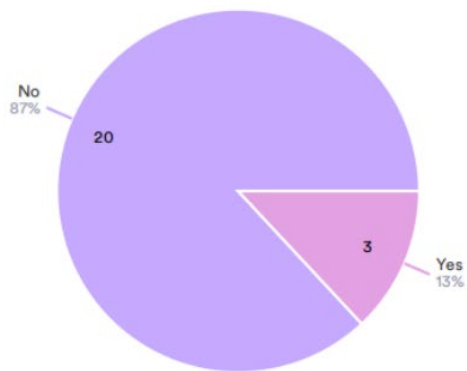


## Survey Results in English and Papiamentu

### Abortion & Miscarriage

Have you (or your spouse/partner) ever had an abortion?

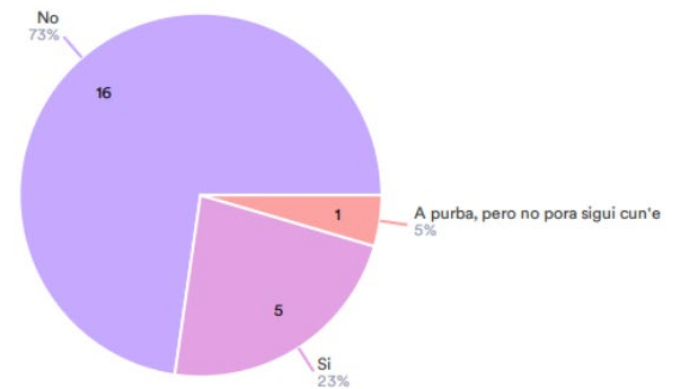
23 Responses



● No ● Yes

Abo (of bo pareha) a yega di aborta?

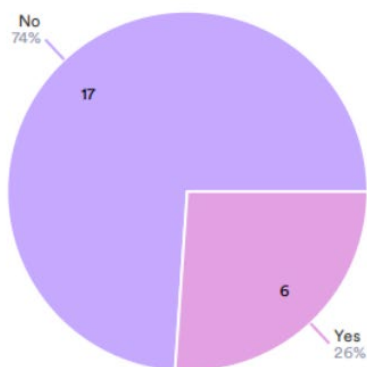
22 Responses



● No ● Si ● A purba, pero no pora sigui cun'e

Have you (and your spouse/partner) been through a miscarriage?

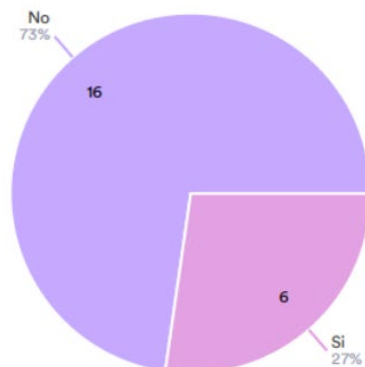
23 Responses



● No ● Yes

Abo (y bo casa/pareha) a pasa door di un 'miscarriage'?

22 Responses



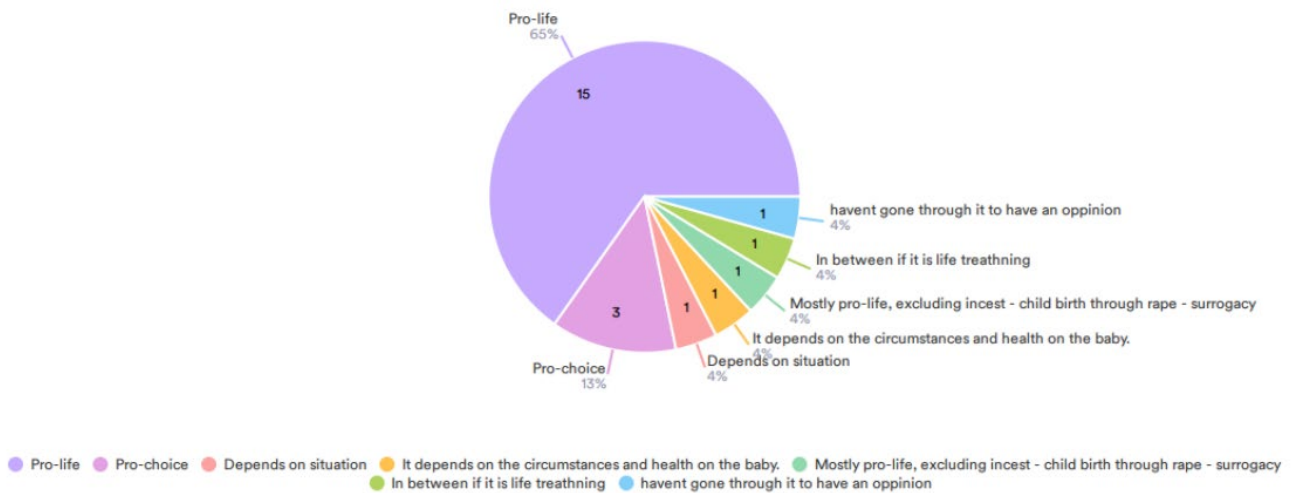
● No ● Si





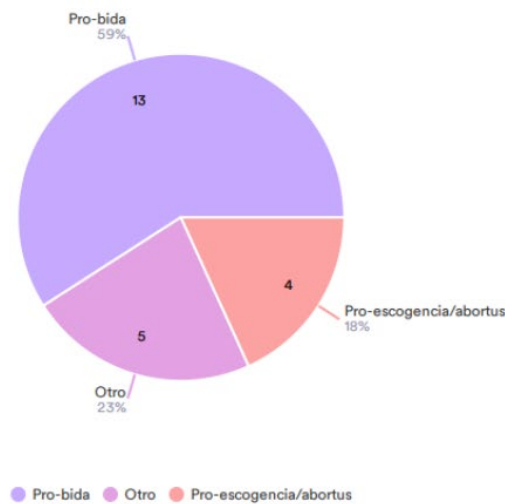
What is your stance on abortion? Are you pro-choice, pro-life, or somewhere in between?

23 Responses



Kiko ta bo pensamento riba e topico di abortus? Bo ta pro-escogencia/abortus, pro-bida of un caminda entre nan dos?

22 Responses



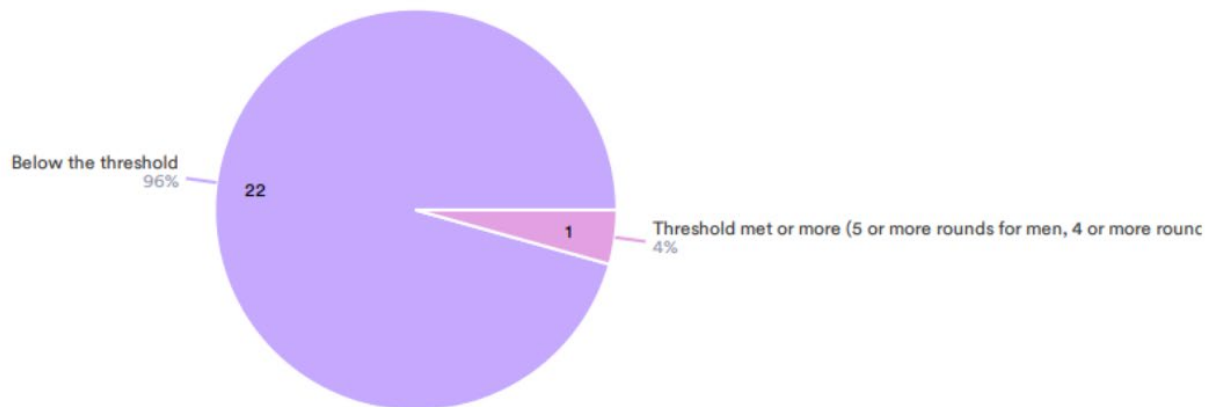
From a total of 45 responses (23 in English, 22 in Papiamentu), 8 individuals (18%) reported having had an abortion—3 in English and 5 in Papiamentu. One additional respondent (2%) in the Papiamentu group indicated they had attempted but could not proceed with an abortion. On the topic of beliefs, 28 out of 45 respondents (62%) identified as pro-life, while 7 (15.5%) identified as pro-choice, and 10 (22.5%) selected “depends on the situation” or offered a more nuanced or alternative stance. Regarding miscarriage, 12 out of 45 respondents (26.5%) indicated they or their spouse/partner had experienced one. These results reveal that both abortion and miscarriage are part of the lived experiences of many individuals in the community, while the majority hold pro-life views with a notable portion expressing thoughtful, situational considerations.

## Addictions:

### Alcohol and Smoking Abuse

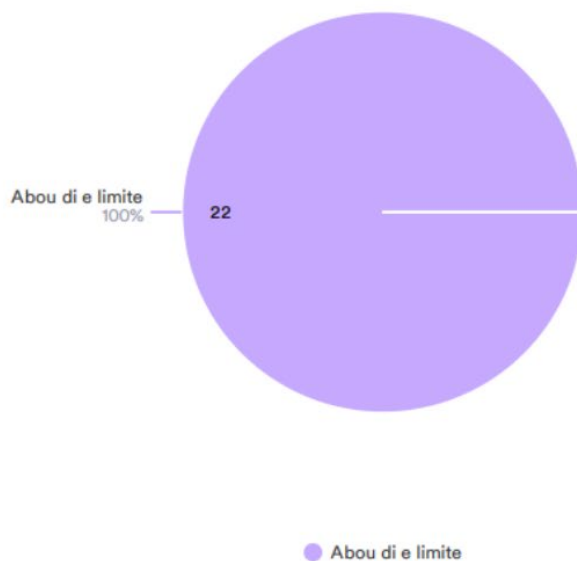
Do you drink heavily? (5 or more rounds for men, 4 or more rounds for women)

23 Responses



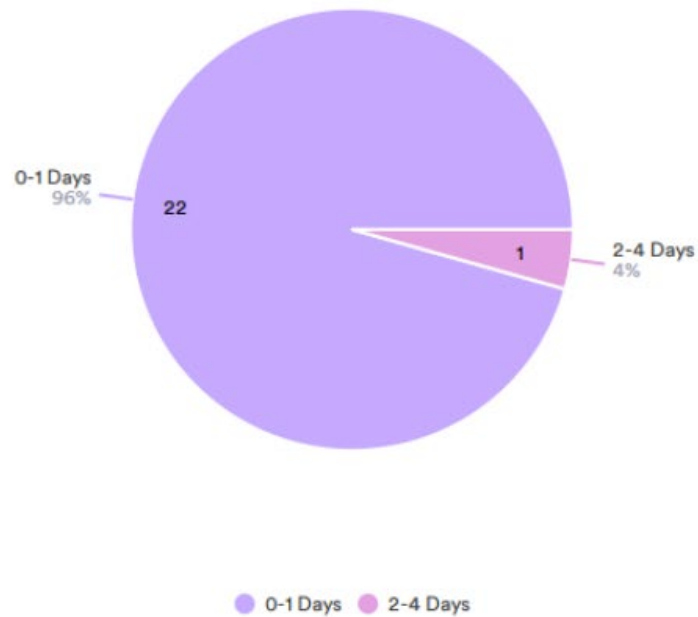
Bo ta bebe pisa? (5 of mas rond pa ser masculino, 4 of mas rond pa ser femenino)

22 Responses



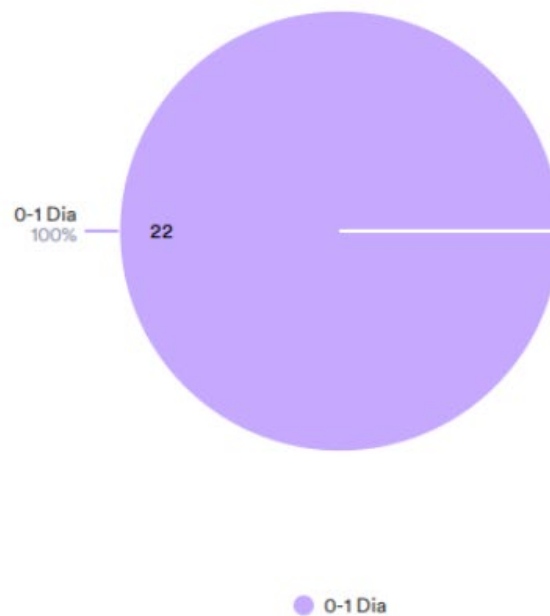
How many days per week do you drink heavily? (5 or more days for men, 4 or more days for women)

23 Responses



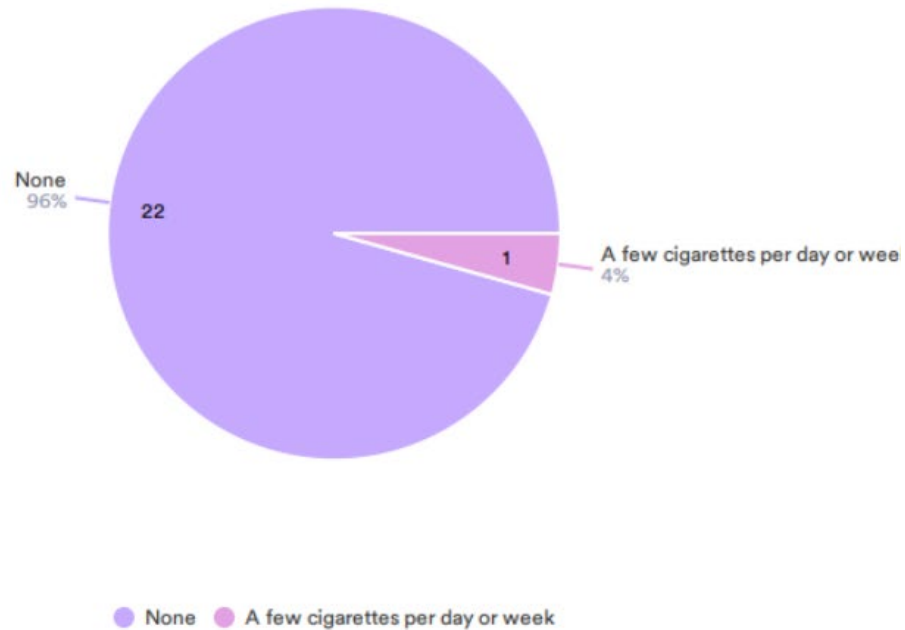
Cuanto dia pa siman bo ta bebe pisa? (5 of mas pa ser masculino, 4 of mas pa ser femenino)

22 Responses



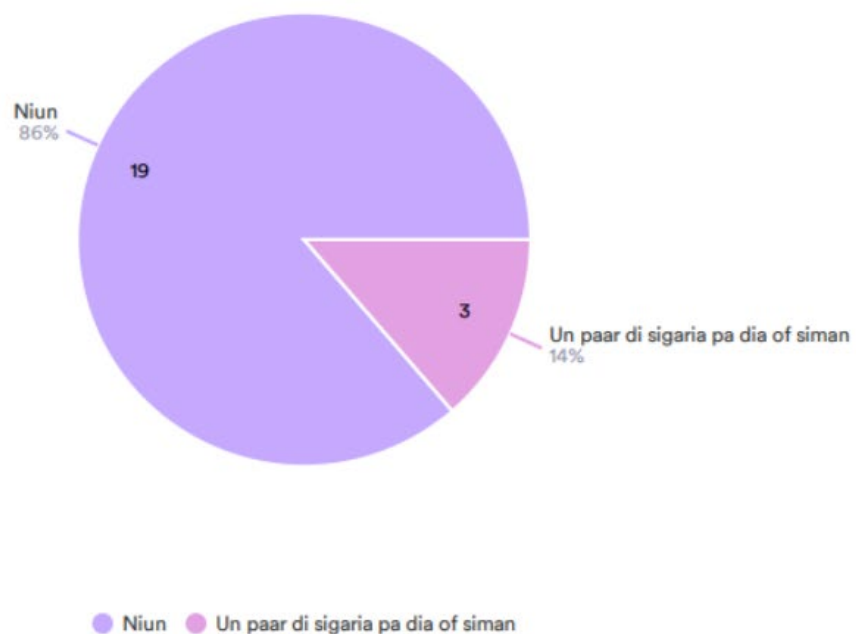
Do you smoke either cigarettes or marijuana? If so, how much per day or weekly?

23 Responses



Bo sa huma sigaria of marihuana? Si ta si, cuanto biaha pa dia of siman bo sa huma?

22 Responses



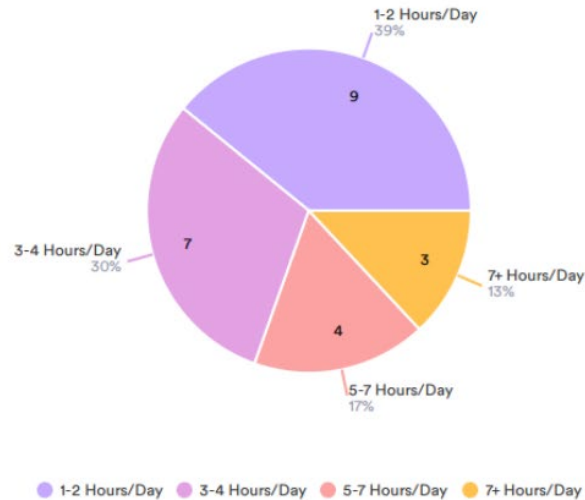
Out of 45 combined responses, only 1 respondent (2%) reported drinking heavily, defined as 5 or more drinks for men and 4 or more for women in one sitting. Similarly, only 1 person (2%) indicated drinking heavily 2–4 days per week, while the remaining 44 participants (98%) reported either not drinking heavily or doing so 0–1 days per week. Regarding smoking, 4 out of 45 individuals (9%) shared that they smoke either cigarettes or marijuana on a regular basis, while 41 respondents (91%) reported no use at all. Overall, the data reflects a notably low rate of heavy alcohol consumption and tobacco or marijuana use among participants, suggesting that substance use is not a prevailing concern within this sample group.



## Social media, Gaming and Gambling Abuse

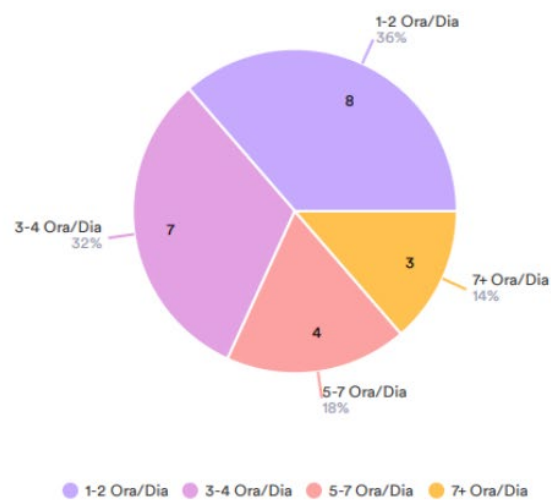
On average, how many hours per day do you spend on your phone or social media? (Facebook, Instagram, X (formerly Twitter), TikTok, YouTube etc.)

23 Responses



Riba un averahe, cuanto ora pa día bo sa pasa riba bo smartphone of media social? (Facebook, Instagram, X (antes Twitter), TikTok, YouTube etc.)

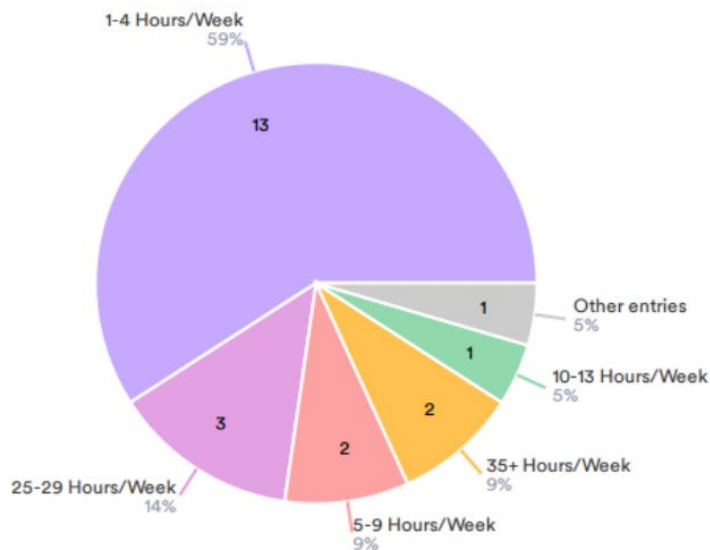
22 Responses





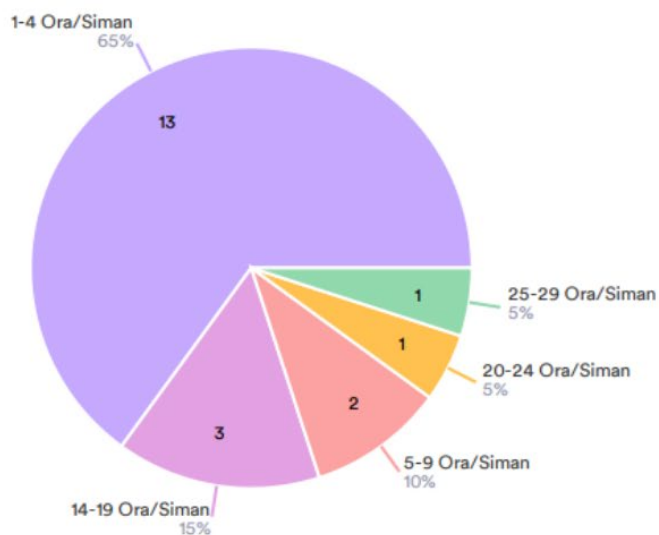
How many hours per week do you spend on video games? (Includes watching livestreams or mobile gaming)

22 Responses- 1 Empty



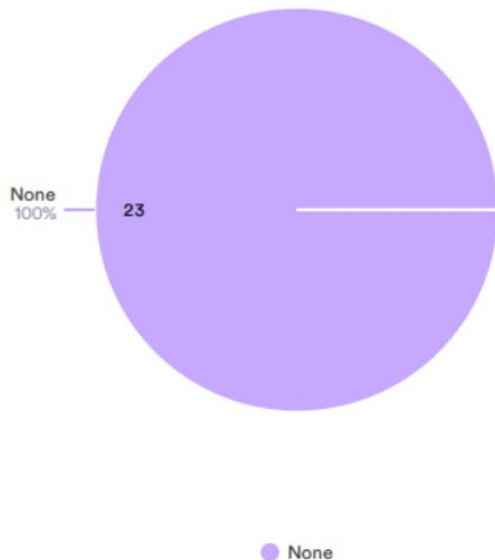
Cuanto ora pa siman bo sa pasa ta hunga wega? (Inclui livestreams of mobile gaming)

20 Responses- 2 Empty



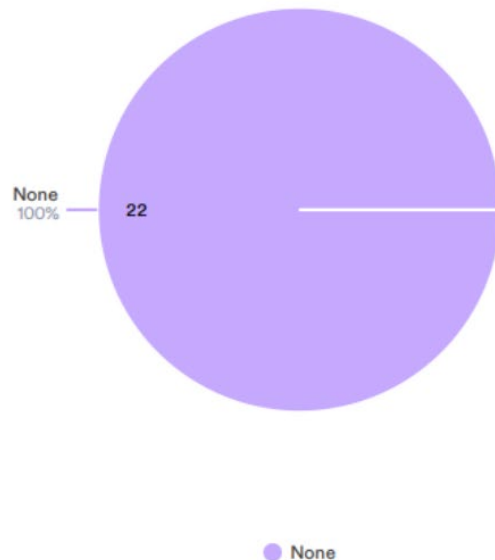
How many hours per week do you spend at the casino?

23 Responses



Cuanto ora pa siman bo sa pasa na casino?

22 Responses



Across 45 responses, the majority of participants reported moderate use of phones and social media, with 37,5% spending 1–2 hours per day, 31% spending 3–4 hours, and the rest split between 5–7 hours (17,5%) and 7+ hours (14%). These figures suggest that while most respondents fall within a healthy usage range, a notable minority are on the higher end of daily screen time.

For video game usage (including mobile gaming and livestream viewing), the majority—57% of 42 combined responses—said they spend only 1–4 hours per week. However, 15% spend 14–19 hours, and 28% reported anywhere from 5 to 35+ hours per week, indicating a small group that engages in more intensive gaming.

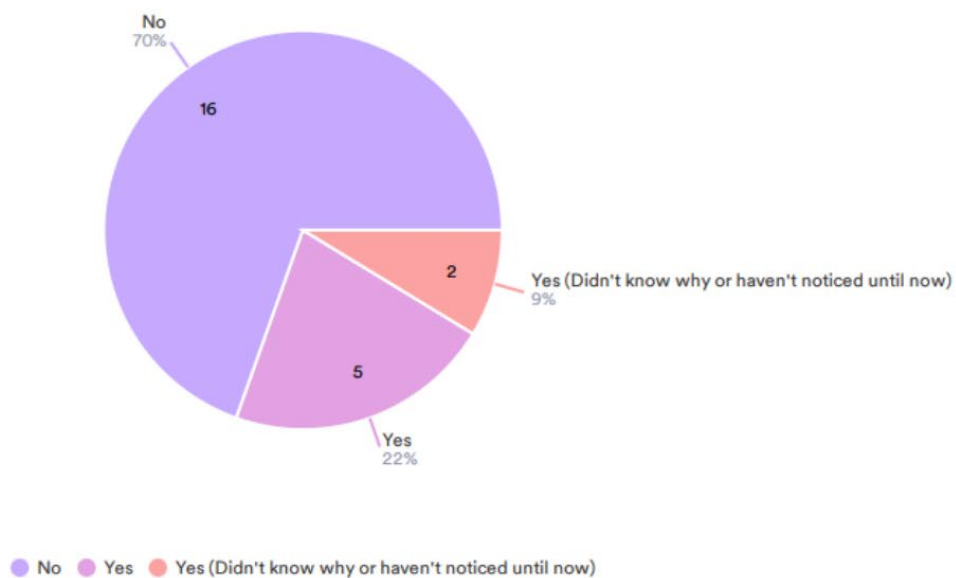
When asked about time spent in casinos, 100% of respondents (45/45) answered "None", showing no reported gambling activity among the participants.

This section reveals that while most individuals manage their screen time and digital entertainment reasonably, a small but significant portion shows patterns of extended gaming or social media use, which may warrant deeper exploration in future counseling or education efforts.

## Emotional and Overeating

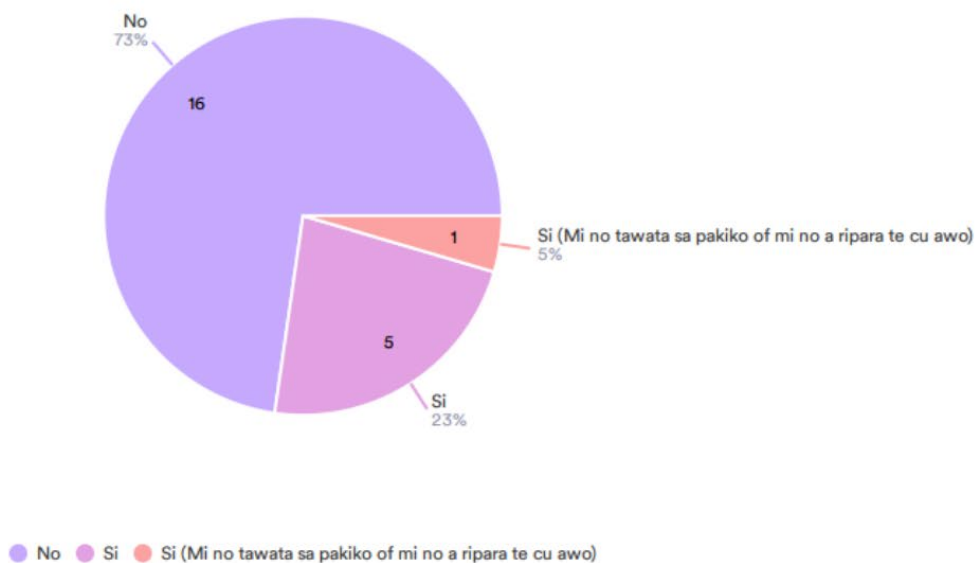
Do you eat after you are full? Do you eat to ease some sort of pain or emptiness?

23 Responses



Bo sa come despues cubo ta yen? Bo ta come pa reduci un tipo di dolor of bashi?

22 Responses



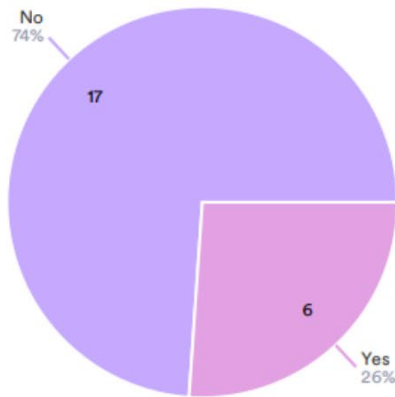
From a total of 45 responses, 71,5% (32 participants) indicated that they do not eat after feeling full or to cope with emotional discomfort. However, 13 respondents (28.5%) admitted to eating even when full as a way to deal with pain, stress, or emptiness. This group includes 10 who answered "Yes" directly, and 3 persons (7%) who recognized this behavior for the first time during the survey. While most respondents do not appear to struggle with emotional eating, nearly one in four showed signs of using food for emotional relief—an important insight when considering areas like stress management, mental health support, and self-awareness.



## Marriage, Infidelity, Adultery/Fornication, and Divorce

Is your marriage or relationship going through what seems to be an irreparable situation?

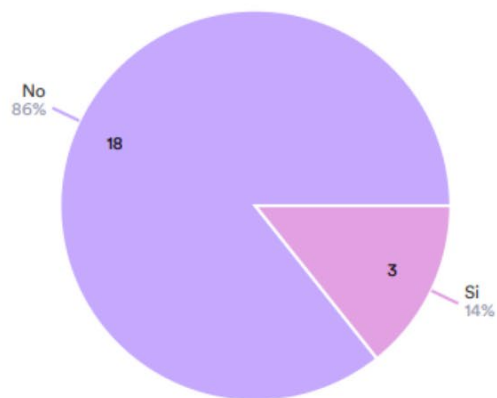
23 Responses



● No ● Yes

Bo matrimonio of relacion ta baiendo di loke ta musta como un situacion irreparable?

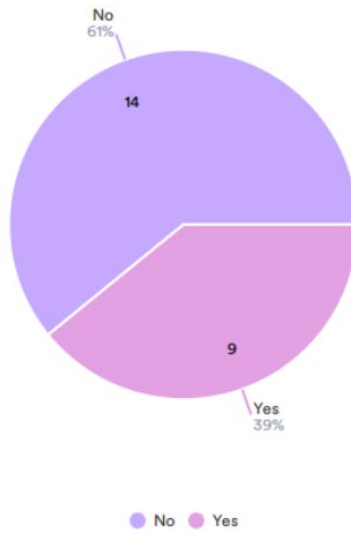
21 Responses- 1 Empty



● No ● Si

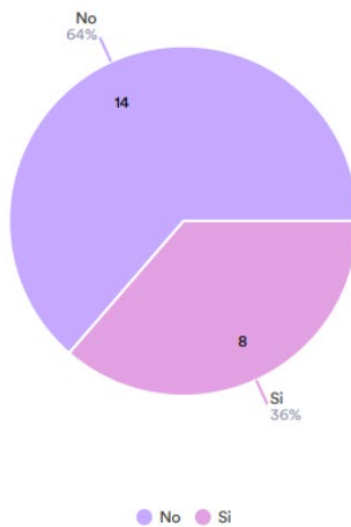
Have you ever had sexual intercourse with someone other than your spouse, or with someone who is married to another person?

23 Responses



Bo a yega di tin interaccion sexual cu un persona cu no ta bo esposo/a of cu un persona cu ta casa cu un otro persona?

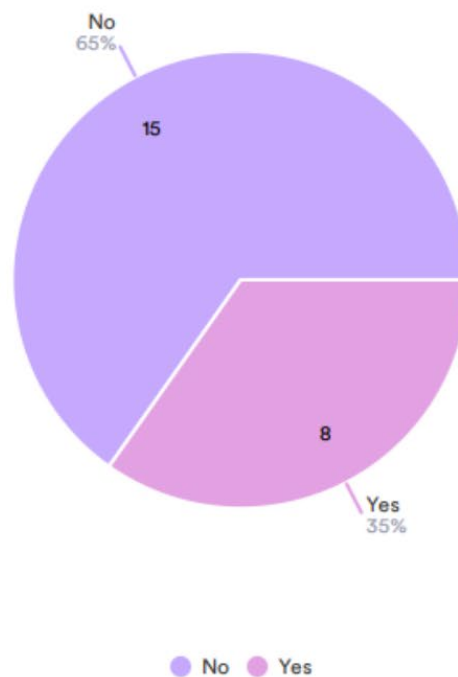
22 Responses





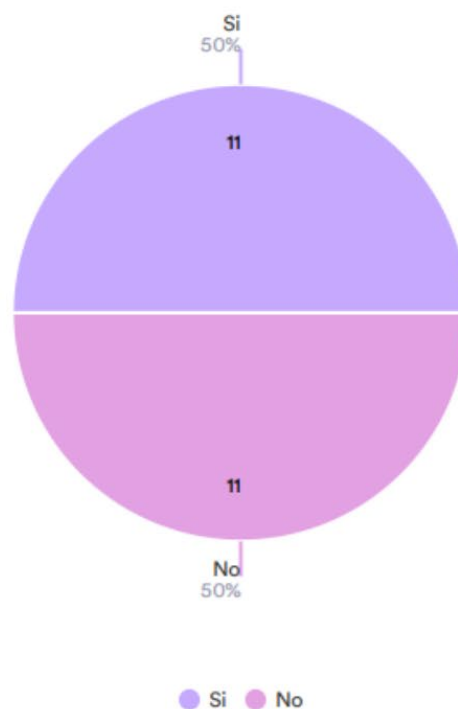
Did you ever share emotional or intimate messages with someone who is not your spouse?

23 Responses



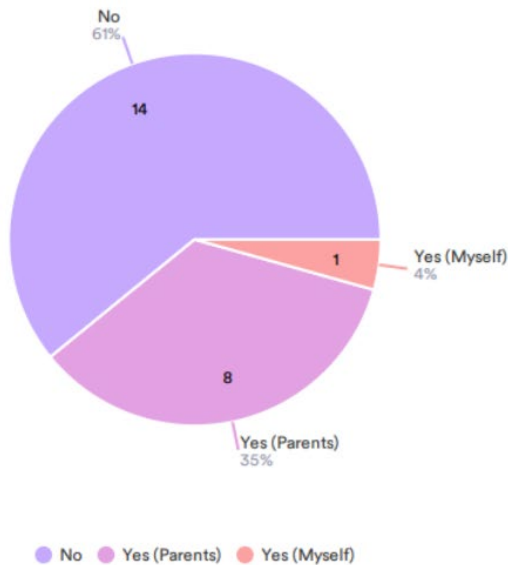
Bo a yega di comparti mensahe emocional of intimo cu un persona cu no ta bo esposo/a?

22 Responses



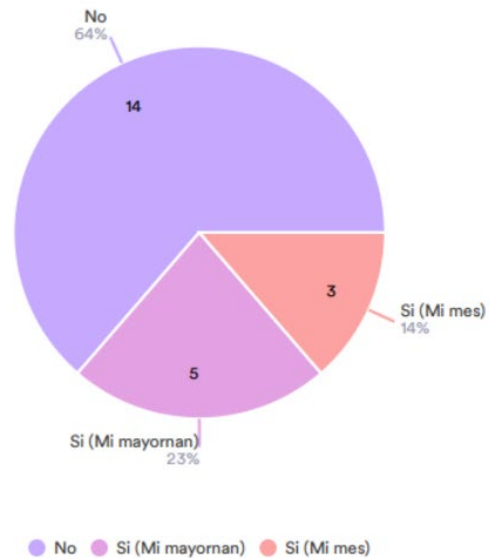
Have you (or your parents) ever gone through a divorce?

23 Responses



Abo (of bo mayornan) a pasa door di un divorcio?

22 Responses



Among 44 total responses, 20% (9 participants) reported that their marriage or relationship is currently experiencing what feels like an irreparable situation, while 80% (35 respondents) said their relationship is not in crisis. Regarding sexual infidelity, 17 out of 45 individuals (37.5%) admitted to having had sexual intercourse with someone who was not their spouse or was married to another person. Similarly, 19 respondents (42.5%) acknowledged sharing emotional or intimate messages with someone other than their spouse, indicating a significant overlap in emotional and physical unfaithfulness.

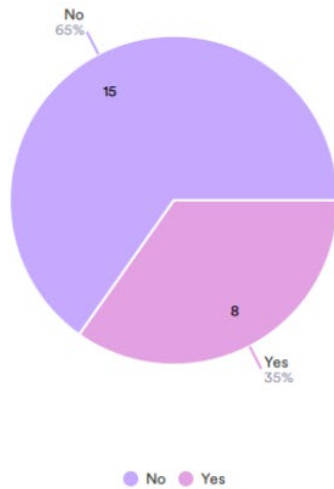
In terms of divorce experience, 38% (17 participants) reported having gone through a divorce—either personally (9%) or through their parents (29%). The remaining 33 respondents (62%) indicated they had not experienced divorce in any form.

This section highlights some deep relational struggles among respondents, with nearly 2 in 5 admitting to forms of unfaithfulness and over 1 in 5 facing serious relationship challenges. These insights underline the need for accessible, grace-filled support for marriages and relationships in crisis.

## Workplace Stress & Its Impact

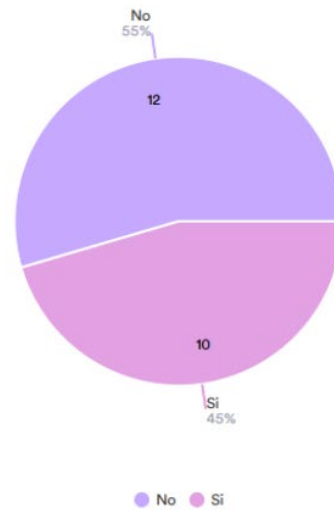
Does workplace stress negatively impact your personal relationships?

23 Responses



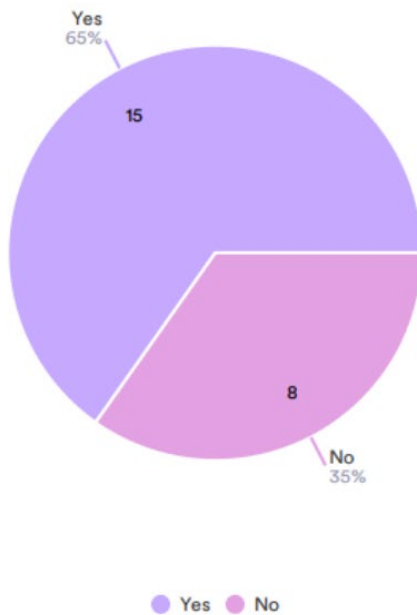
Stress di trabao sa impacta bo relacionnan personal negativamente?

22 Responses

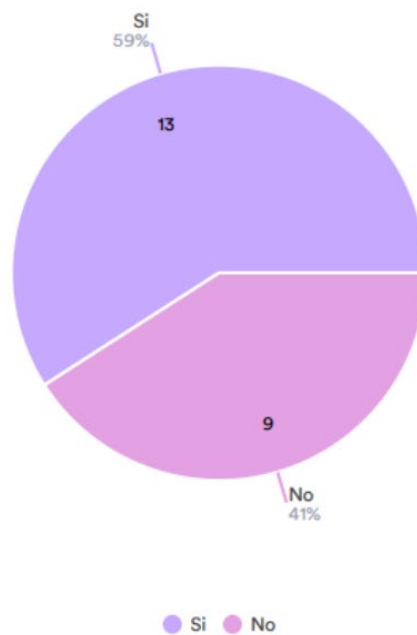


Did you ever lose sleep due to work-related stress? Bo a yega di perde soño door di stress relata cu trabao?

23 Responses

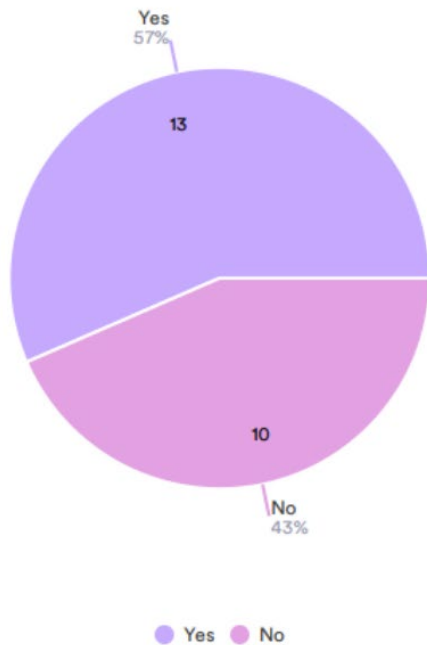


22 Responses



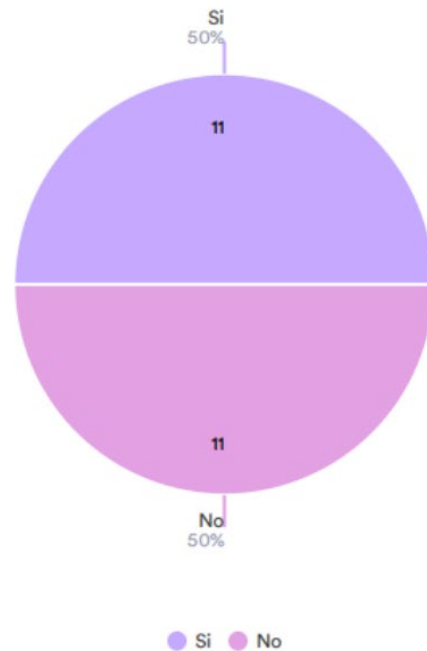
Are you afraid of making an error or mistake at work?

23 Responses



Bo tin miedo di haci un eror of un fout na trabao?

22 Responses



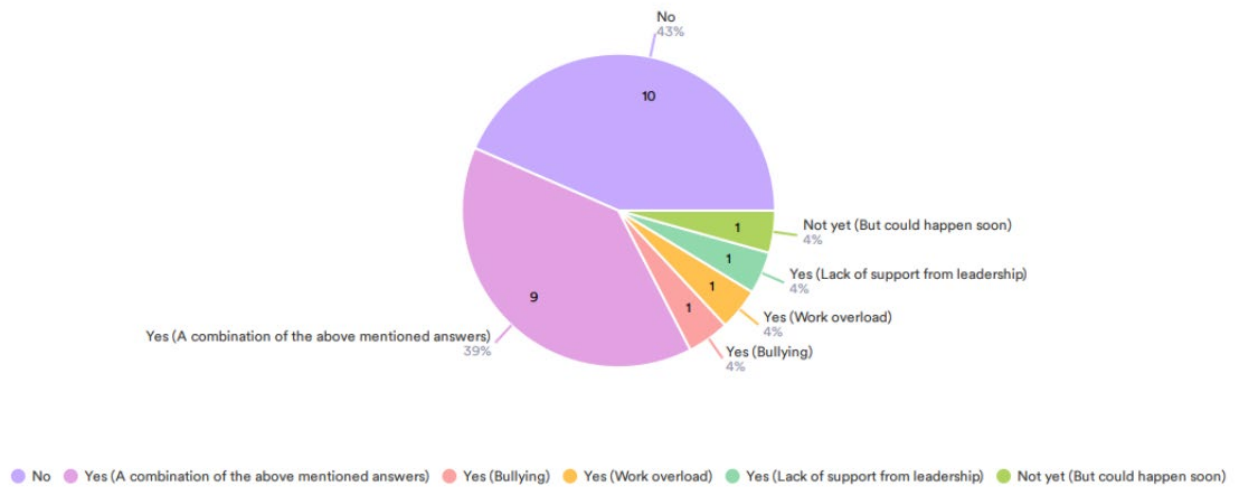
From a total of 45 responses, 18 participants (40%) indicated that workplace stress negatively impacts their personal relationships, while the remaining 60% (27 individuals) said it does not. Sleep disturbance appears to be a significant concern, with 28 respondents (62%) admitting they have lost sleep due to job-related stress.

Fear of making mistakes at work is also common. Out of the total, 24 participants (53,5%) confessed they are afraid of making an error on the job, while 21 (46,5%) said they are not. Additionally, a notable 23 individuals (51,5%) have at some point left a job due to overwhelming stress, citing causes like bullying, lack of leadership, excessive workload, or a combination of all three.

Altogether, this data reveals that job-related stress has far-reaching effects—disrupting sleep, affecting relationships, and even causing people to quit their jobs. These numbers highlight a deep need for counseling that supports emotional resilience and offers spiritual encouragement for those navigating workplace pressure and burnout.

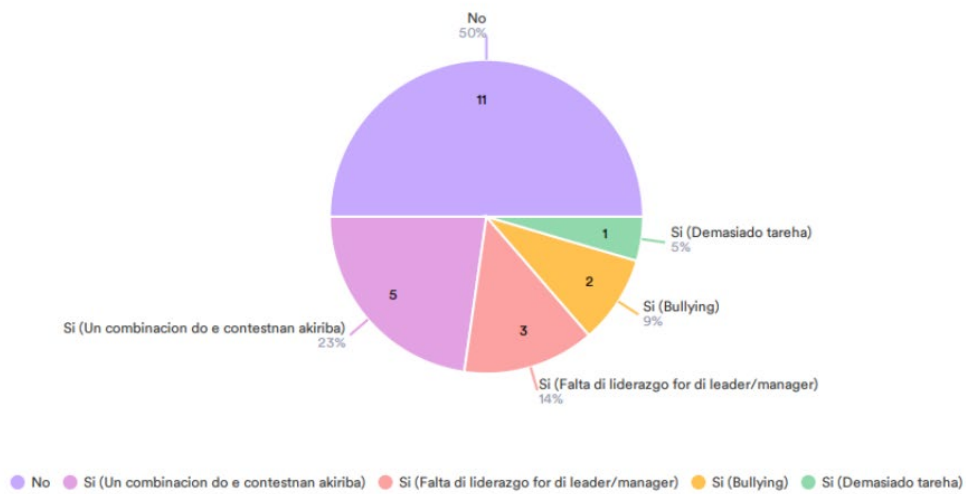
Did you ever quit a job due to overwhelming stress (e.g. bullying, work overload, lack of support from leadership)?

23 Responses



Bo a yega di kita for un trabao door di stress severo? (Bullying, Demasiado tareha, falta di liderazgo for di leader/manager)

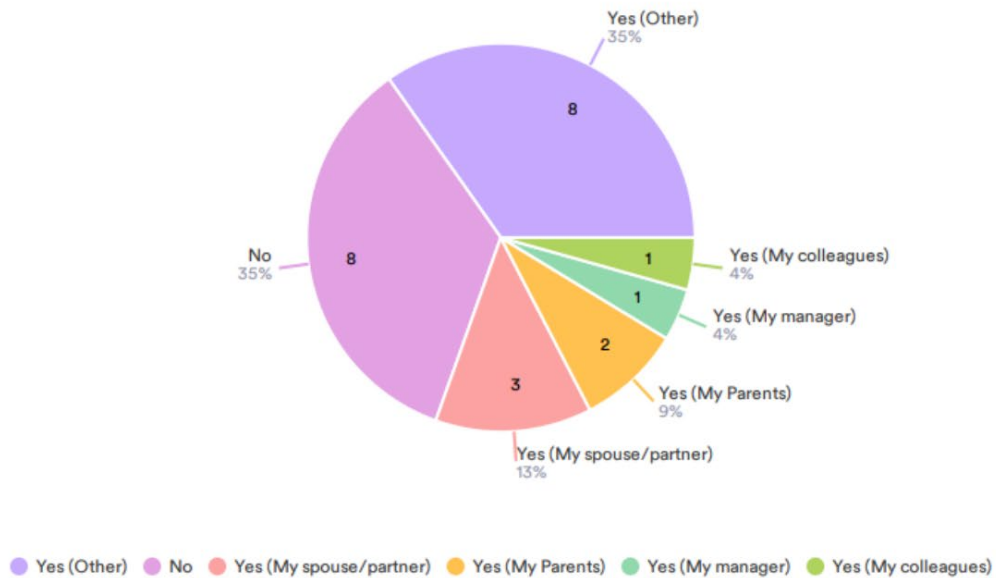
22 Responses



## Perceptions of Manipulation and Fairness

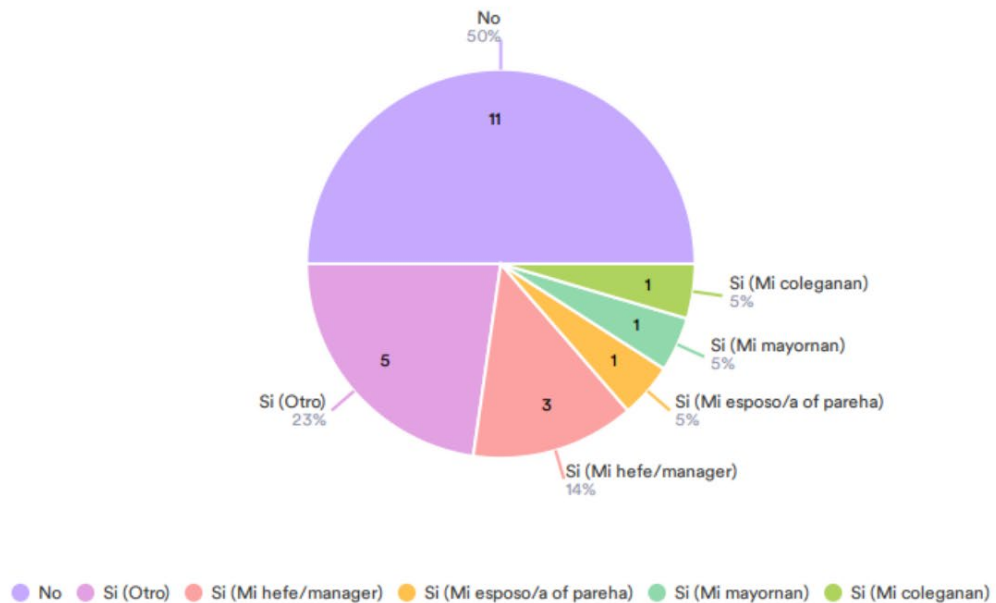
Do you feel you are being manipulated rather than being treated fairly or motivated?

23 Responses



Bo ta sinti cu bo ta wordo manipula en bes di wordo trata husto of motiva?

22 Responses



From a total of 45 responses, 26 participants (58%) indicated that they feel manipulated in some form, while 19 respondents (42%) said they do not feel manipulated. The remaining few gave more specific or unclear responses. Among those who feel manipulated, the sources vary: some point to their spouse or partner (4 responses), parents (3), managers (4), or colleagues (2), while a significant number (13 respondents) marked “other,” suggesting manipulation may stem from various less-defined relationships or contexts.

This reveals that nearly half of the individuals surveyed are experiencing feelings of manipulation—potentially contributing to stress, mistrust, or emotional struggles in personal, familial, or professional environments. Recognizing and addressing these dynamics through compassionate biblical counseling could be vital to fostering healing and trust.

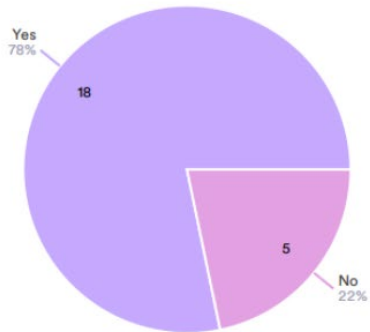




## Depression & Treatment

Have you ever experienced a major depressive episode in your life?

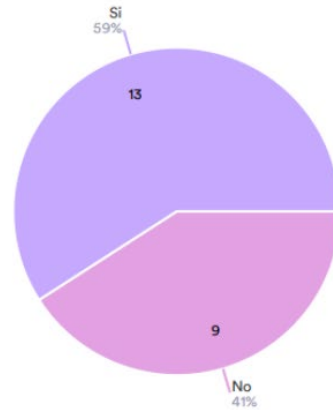
23 Responses



● Yes ● No

Bo a yega di experiencia un episodio mayor di depresion den bo vida?

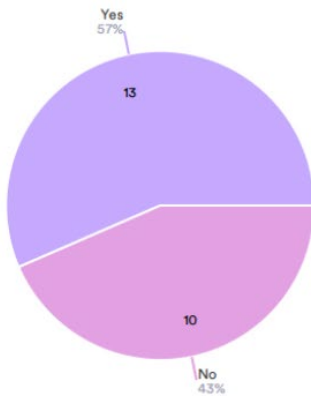
22 Responses



● Si ● No

Did you ever experience a major depressive episode in the past year?

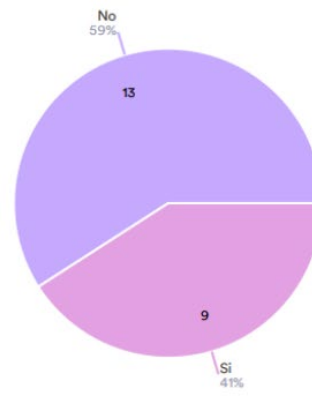
23 Responses



● Yes ● No

Bo a yega di experiencia un episodio mayor di depresion den e ultimo aña?

22 Responses

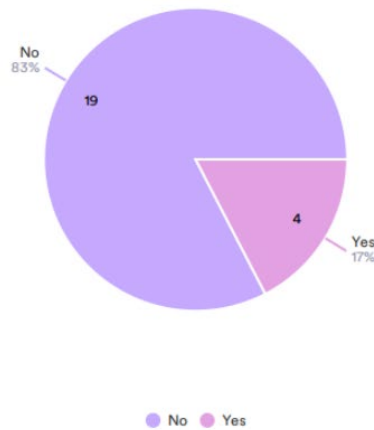


● No ● Si



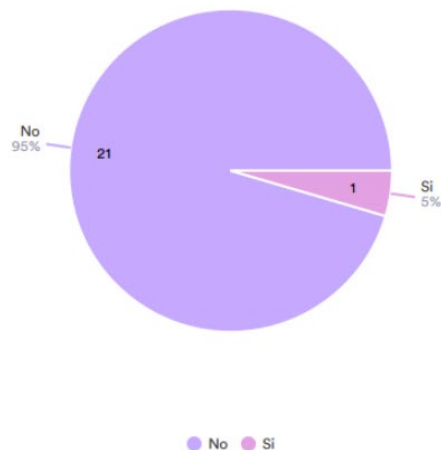
If so, are you currently receiving treatment for it? (Stichting Hunto, Respaldo, other psychologist, counselors, wellness professionals or coaches)

23 Responses



Si ta asina, bo ta ricibiendo tratamiento pe? (Stichting Hunto, Respaldo, otro psicologo, consehero/a, profesional di bienestar of un coach)

22 Responses

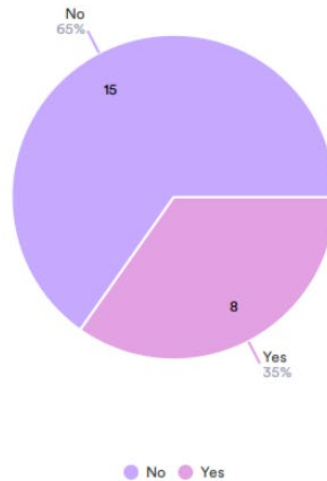


Out of a combined 45 responses, 68,5% (31 people) reported having experienced a major depressive episode at some point in their life. When asked about the past year specifically, 49% (22 people) said they had experienced a major depressive episode recently. Despite this, a significant majority—89% (40 people)—shared that they are not currently receiving treatment from any professional or support system (such as Stichting Hunto, Respaldo, a psychologist, counselor, or wellness coach). Only 11% (5 people) reported currently receiving some form of help.

## Grief & Loss

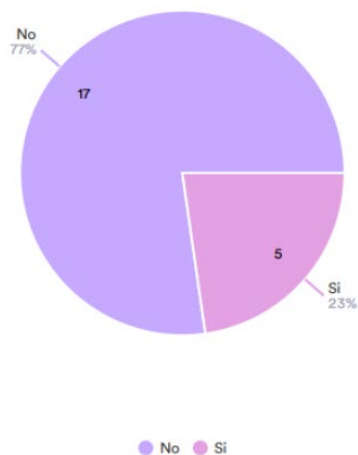
Do you have difficulty dealing with the loss of a loved one and moving on? Even though he or she passed away months or even years ago?

23 Responses



Bo tin dificultad pa trata cu perdida di un ser keri y sigui padilanti? Aunke el a fayece lunanan of asta añanan pasa?

22 Responses

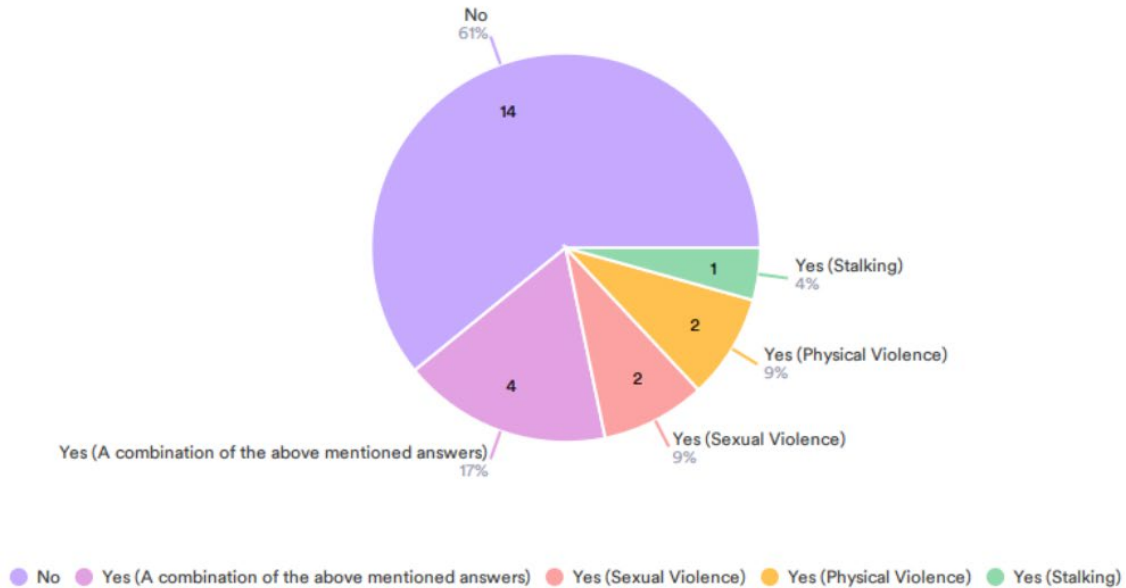


From a total of 45 responses, 29% (13 people) reported having difficulty dealing with the loss of a loved one and moving on, even if the loss occurred months or years ago. In contrast, 71% (32 people) said they do not currently struggle with grief in that way. While the majority seem to be coping well, a notable portion continues to experience unresolved grief, which may benefit from compassionate support or counseling.

## Abuse and Trauma by Intimate Partners

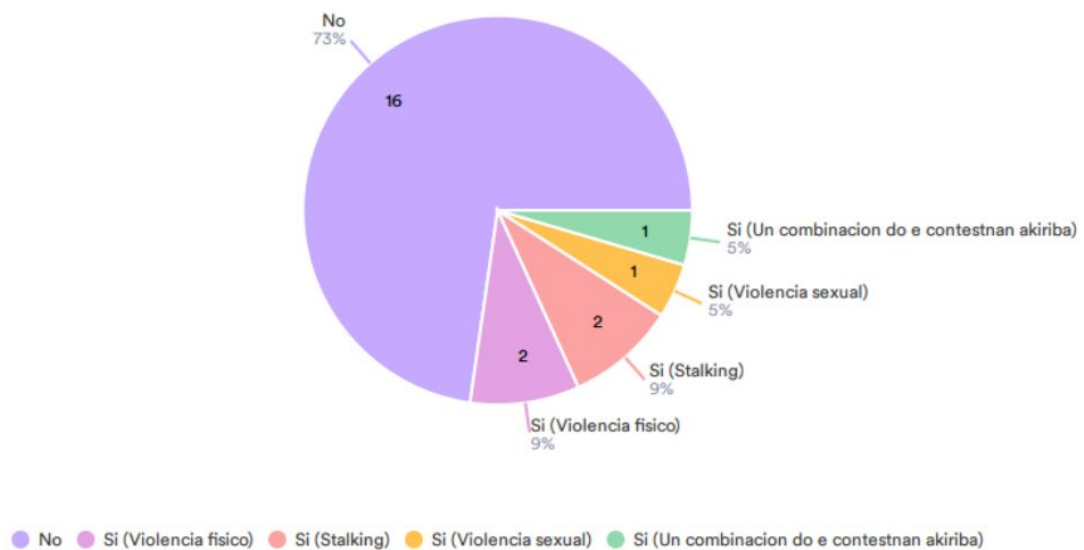
Did you ever experience sexual violence, physical violence, or stalking by an intimate partner during your lifetime?

23 Responses



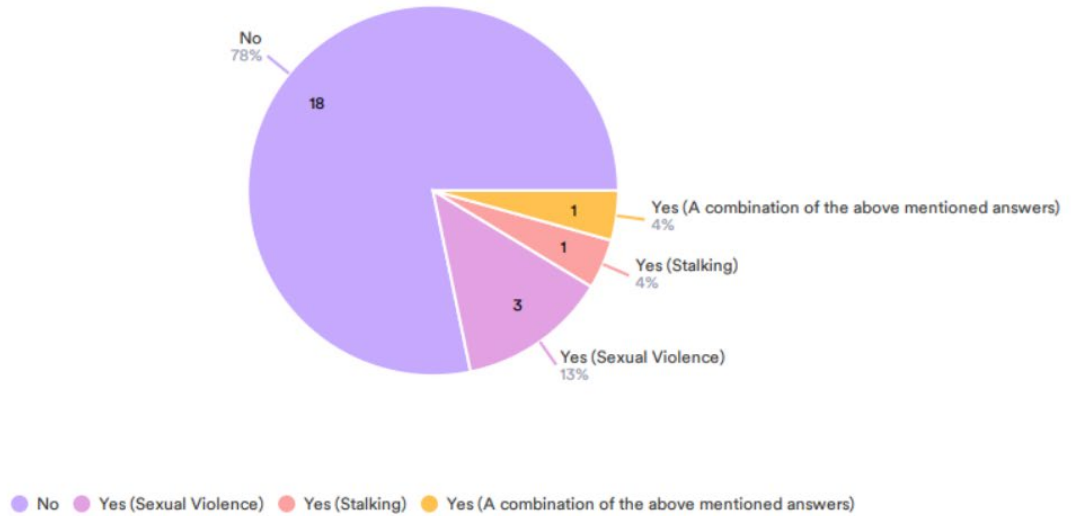
Bo a yega di experiencia violencia sexual, violencia fisico of stalking di un pareha intimo durante bo bida?

22 Responses



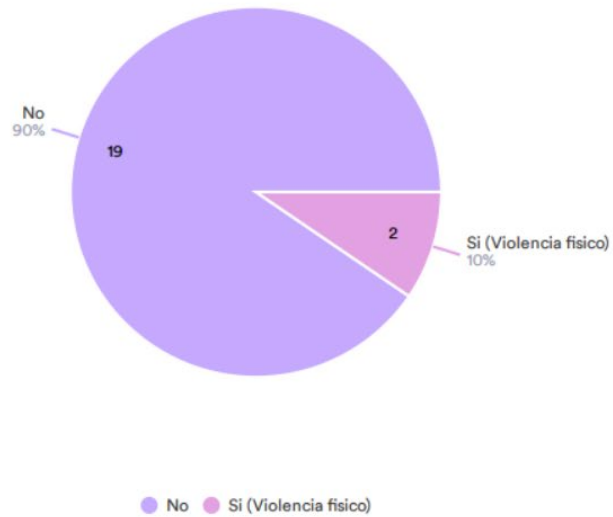
Did you ever experience sexual violence, physical violence, or stalking by an intimate partner before the age of 18?

23 Responses



Bo a yega di experiencia violencia sexual, violencia fisico of stalking di un pareha intimo prome cu bo edad di 18 aña?

21 Responses- 1 Empty



Out of a total of 45 participants:

- 67% (30 people) said they have never experienced sexual violence, physical violence, or stalking by an intimate partner in their lifetime.
- 33% (15 people) reported experiencing some form of abuse:
  - 3 people (7%) experienced sexual violence.
  - 4 people (9%) experienced physical violence.
  - 3 people (6%) experienced stalking.
  - 5 people (11%) experienced a combination of the above.
  - 2 people (4%) marked “Other” or unspecified combinations.

Regarding experiences before the age of 18:

- 84% (37 out of 44 responses) said No.
- 16% (7 people) reported experiencing some form of abuse before 18:
  - 3 people reported sexual violence.
  - 2 people reported physical violence.
  - 1 person reported stalking.
  - 1 person reported a combination of the above.

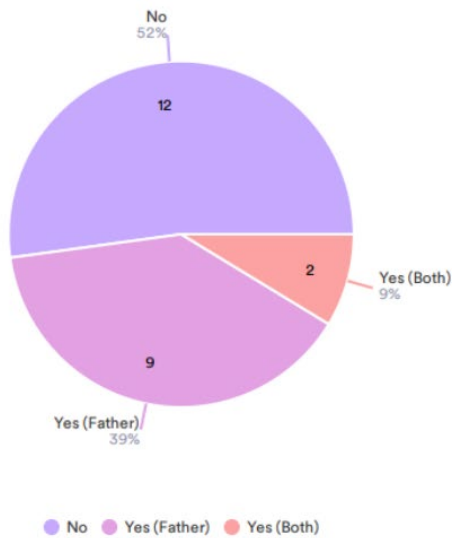
This indicates that while the majority did not report abuse, a notable portion of respondents have endured various forms of violence, both in adulthood and in their formative years, with physical and sexual abuse being the most commonly reported.

A total of 33% of participants reported experiencing some form of sexual, physical, or stalking-related violence by an intimate partner at some point in their life. While the majority (67%) stated they had not experienced such abuse, a significant minority described experiences of sexual violence (7%), physical violence (5%), stalking (2%), or a combination of these (2%). When asked about experiences before the age of 18, 16% of respondents indicated they had been victims of abuse during childhood—most notably sexual or physical violence. These findings reflect a concerning presence of trauma among respondents, both in adulthood and earlier stages of life.

## Parental Absence and Relationship Reflections

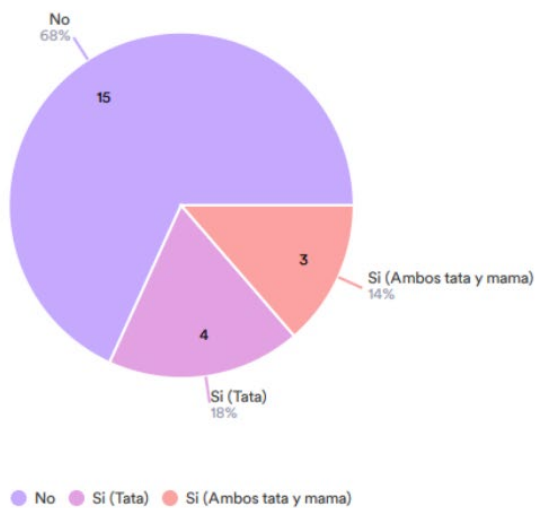
Were you raised in a household where a parent was absent? If yes, which parent was missing?

23 Responses



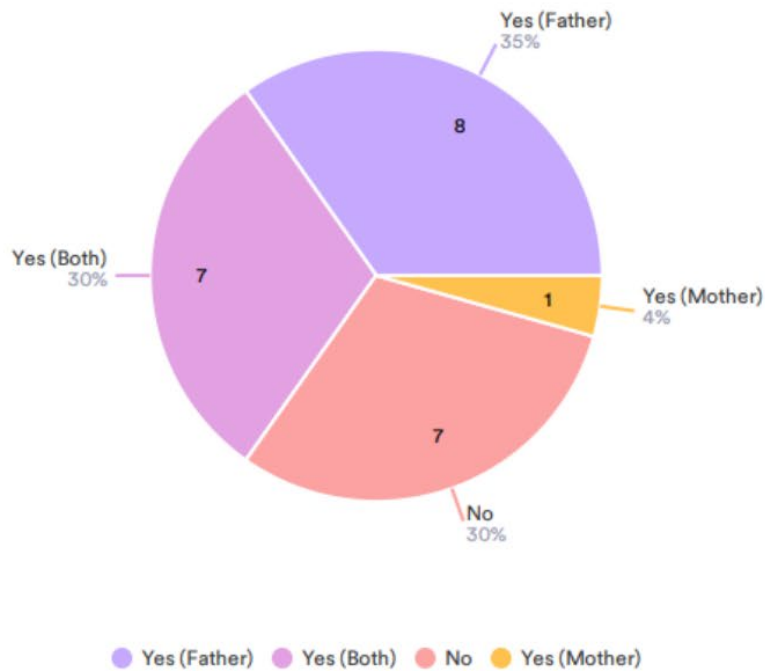
Bo a wordo lanta den un vivienda caminda un mayor tawata absente? Si esaki ta e caso, cua mayor tawata absente? Mama of tata?

22 Responses



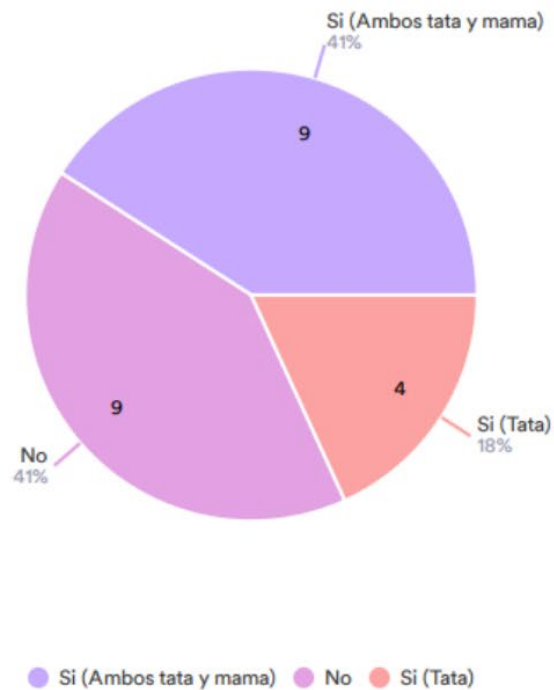
Do you wish your parents had spent more time with you? If so, which parent?

23 Responses



Bo ta desea cu bo mayornan a pasa mas tempo cubo? Si ta si, cua mayor?

22 Responses



Just over half of respondents (60%) indicated they were not raised in a household with an absent parent, while 28,5% reported the absence of at least one parent. Specifically, 13 respondents grew up without a father figure (9 English, 4 Papiamento), and 5 respondents grew up without both parents present (2 English, 3 Papiamento). No respondents reported growing up without their mother only.

When asked if they wished their parents had spent more time with them, 16 participants answered yes (8 father, 1 mother, 7 both parents), while 7 said no. In the Papiamento responses, this was echoed with 13 participants (4 father, 9 both) expressing a desire for more time, and 9 indicating they were content with the time spent. A total of 27% who wished their fathers spent more time with them, 35,5% for both parents and only 2% wished their mothers were more present.

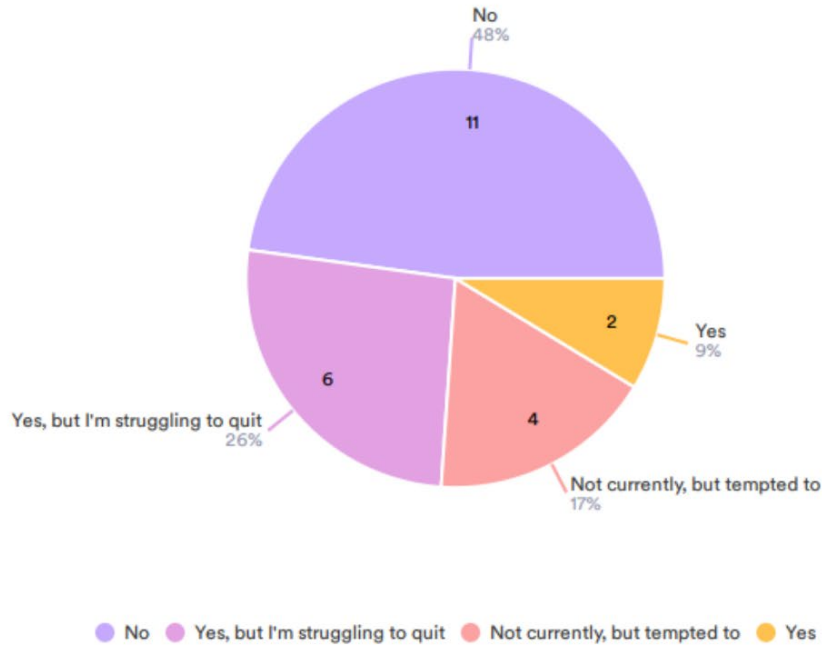




## Pornography Use, Beliefs, and Pre-Marital Cohabitation Beliefs

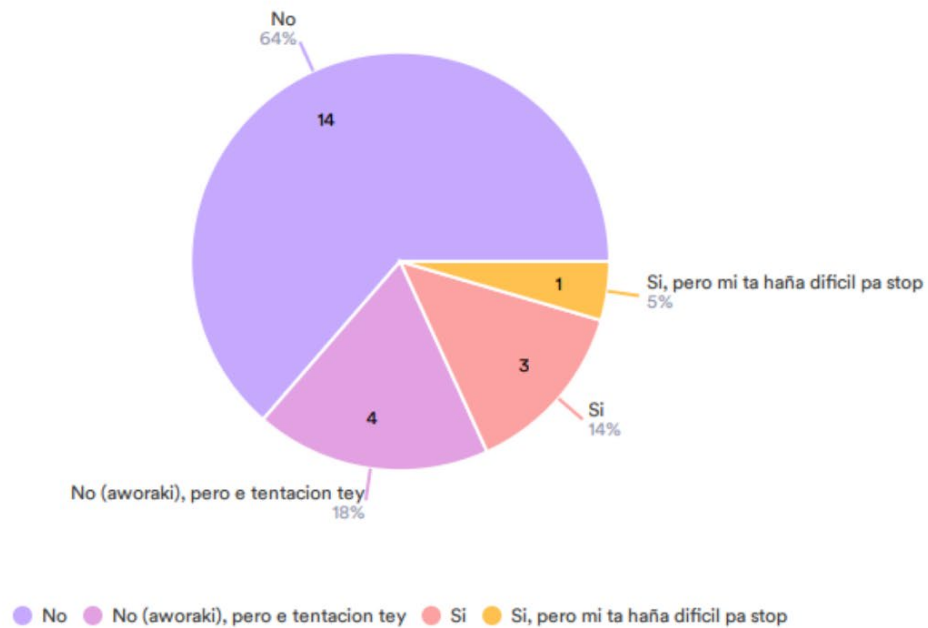
### Do you watch pornography?

23 Responses



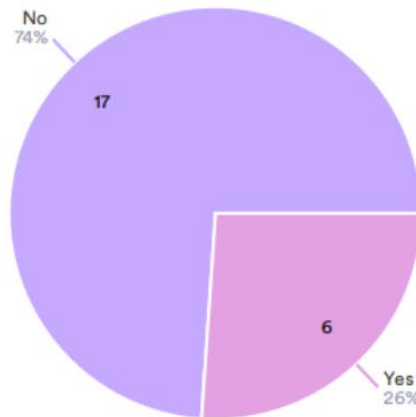
### Bo sa wak pornografia?

22 Responses



Do you think pornography is a normal or acceptable part of life?

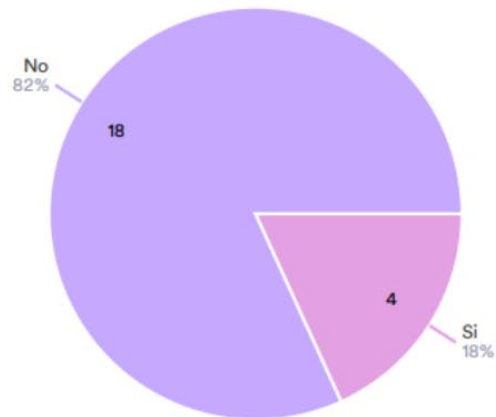
23 Responses



● No ● Yes

Bo ta kere cu pornografia ta normal of un parti aceptabel di bida?

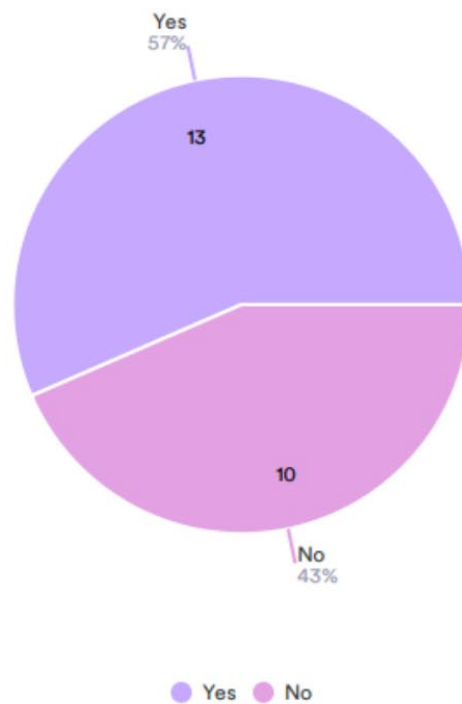
22 Responses



● No ● Si

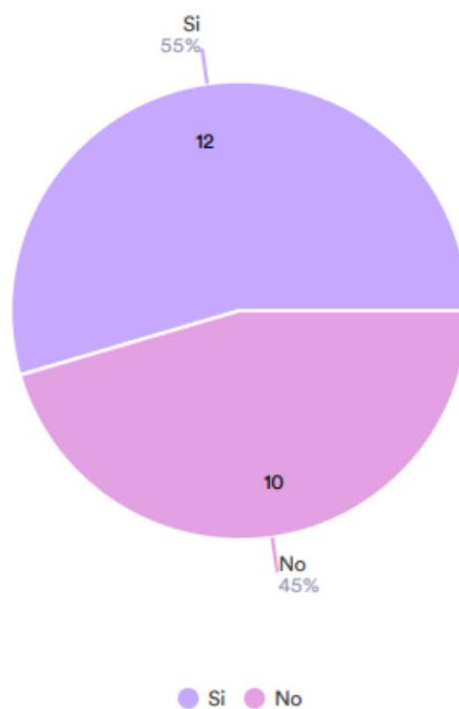
Do you believe it's a good idea to live with a significant other before marriage?

23 Responses



Bo ta kere cu e ta un bon idea pa biba cu un pareha prome cu matrimonio/casamento?

22 Responses



### Pornography Use and Struggles

A significant portion of participants report not watching pornography—48% (English) and 64% (Papiamento). However, this doesn't suggest a complete disassociation from it:

- Struggling users estimate of 15% respondents confessed to currently watching but struggling to quit.
- Tempted non-users: A combined total of 17,5% are not watching presently but feel tempted.
- A total of 11,5% active viewers without struggle openly admitted to current use.

This indicates that while many avoid pornography, more than half of the total respondents have either experienced it recently, are tempted, or continue to struggle with it. These findings suggest an underlying emotional or spiritual conflict, particularly for those aiming to align with personal or faith-based convictions.

### Beliefs About Pornography's Acceptability

Most respondents firmly reject the normalization of pornography:

- 78% say pornography is *not* a normal or acceptable part of life.
- Only 22% expressed acceptance.

This sharp contrast reinforces that even among those who watch or struggle with it, many do so with discomfort, guilt, or a belief that it conflicts with their values.

### Pre-Marital Cohabitation Views

When asked about the idea of living with a partner before marriage, the responses were more evenly split and revealed a more progressive shift:

- 56% believe it is a *good idea*.
- 44% disagreed, favoring traditional values.

This nearly equal division suggests a cultural transition in relational beliefs. Many now see cohabitation as a practical step toward assessing compatibility, while others maintain a commitment to traditional or biblical standards of courtship and marriage.

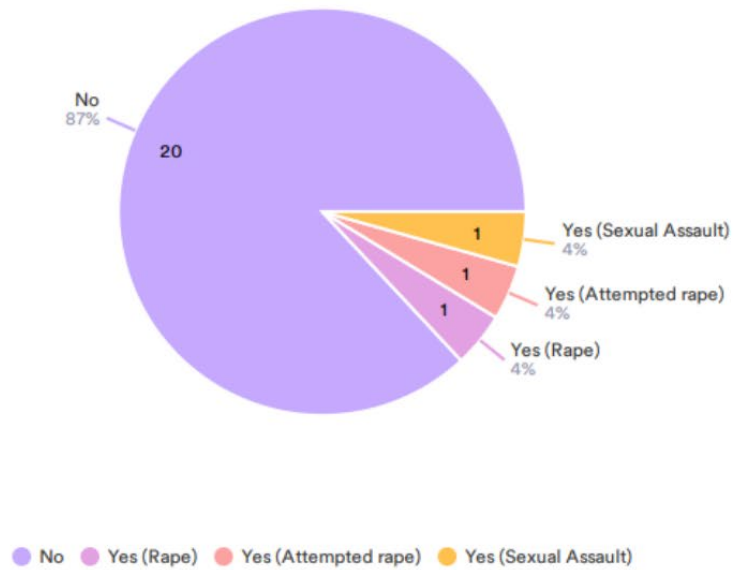
The responses reflect a population navigating between modern pressures and traditional values. Pornography, while widely rejected morally, remains a personal struggle for many—highlighting the need for support, guidance, and open conversations without shame. Meanwhile, views on pre-marital cohabitation show a move toward acceptance, though not without resistance.

This data could serve as a foundation for counseling, pastoral care, and education that addresses real struggles with grace, encourages spiritual growth, and fosters healthy relationships grounded in truth and compassion.

## Childhood Sexual Abuse Experiences

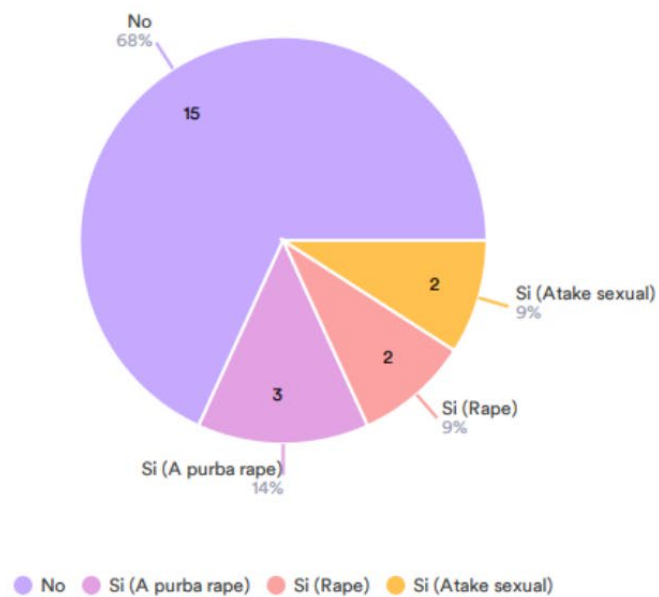
Did you ever experience sexual abuse during childhood (e.g., rape, attempted rape, or sexual assault)?

23 Responses



Bo a yega di experiencia abuso sexual durante bo hubentud? (Rape, a purba rape of un atake sexual)

22 Responses



This section of the survey addressed a deeply serious and traumatic topic—experiences of sexual abuse during childhood, including rape, attempted rape, or sexual assault. The data reflects the need for continued awareness, support, and healing resources within our community.

---

#### Key Findings (Combined English & Papiamentu)

- Majority reported no abuse:
  - 78% of respondents stated they had *not* experienced any form of sexual abuse during their youth.
- Reported experiences of abuse:
  - Rape: 3 respondents (6,5%)
  - Attempted rape: 4 (9%)
  - Sexual assault: 3 (6,5%)

When combining the data, approximately 1 in 4 individuals (around 22%) disclosed *some form of sexual abuse during childhood*. This includes direct assault, rape, or attempts thereof.

---

#### Interpretation & Significance

Even though the majority reported no abuse, the fact that around a quarter of respondents—particularly in the Papiamentu results—shared experiences of such traumatic events underscore a serious public health and pastoral concern. Many of these cases may remain unspoken outside anonymous contexts like this one.

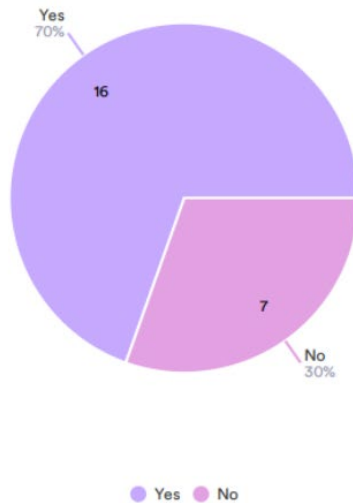
It is crucial that safe environments are available for survivors to process trauma, seek counseling, and receive spiritual and psychological healing. Churches, schools, and organizations must be equipped with proper tools to identify, prevent, and respond to abuse compassionately and effectively.



## Stress, Stressors and its Impact

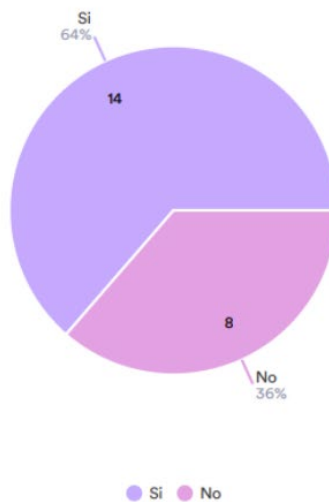
Do you find that increased stress causes you to lose your temper, have mood swings, or yell at loved ones unexpectedly?

23 Responses



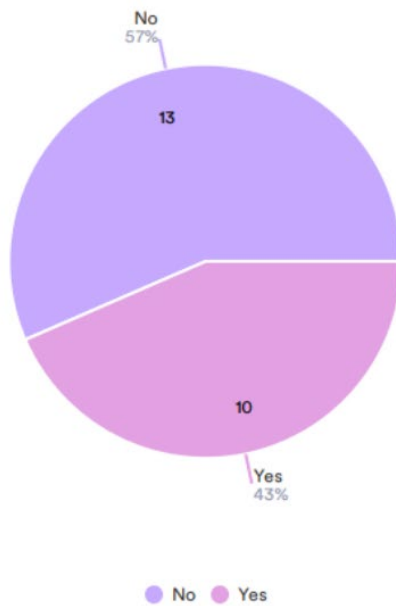
Bo ta pensa cu hopi stress ta e causa pa bo perde bo temperamento, tin cambio di estado di animo of sa grita na bo sernan kerí inesperadamente?

22 Responses



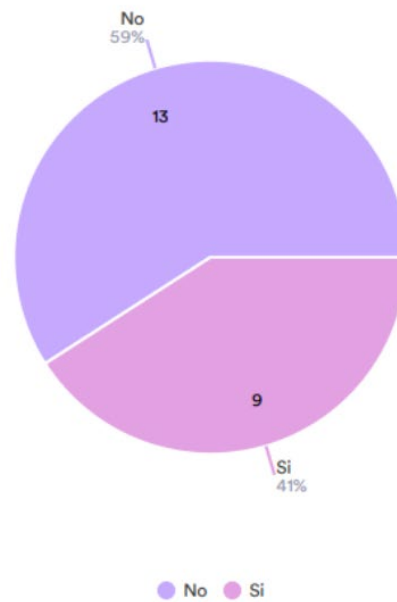
Would you say your finances are your primary stress in life?

23 Responses



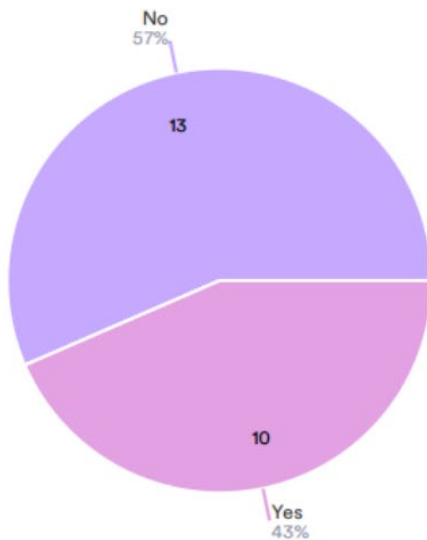
Bo lo bisa cu bo finansas ta bo stress primario?

22 Responses



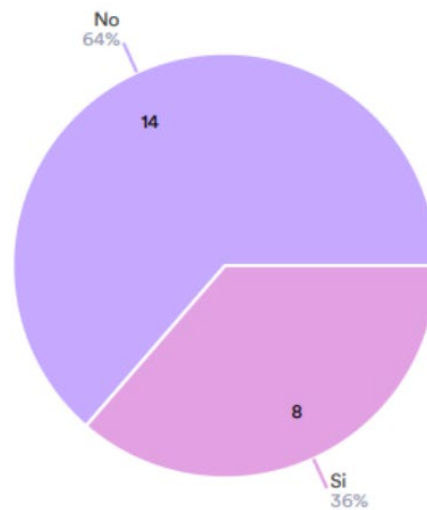
Is your work a significant source of stress for you?

23 Responses



Bo trabao ta un recurso sigfinicante di stress pabo?

22 Responses



Based on 45 combined responses from both English and Papiamento surveys, a significant 67% of participants reported that increased stress causes them to lose their temper, experience mood swings, or unexpectedly yell at loved ones. Additionally, 42% identified finances as their primary source of stress, while 39,5% stated that work is a significant contributor to their stress levels. These findings highlight how personal and financial pressures are key stressors that impact emotional regulation and well-being.

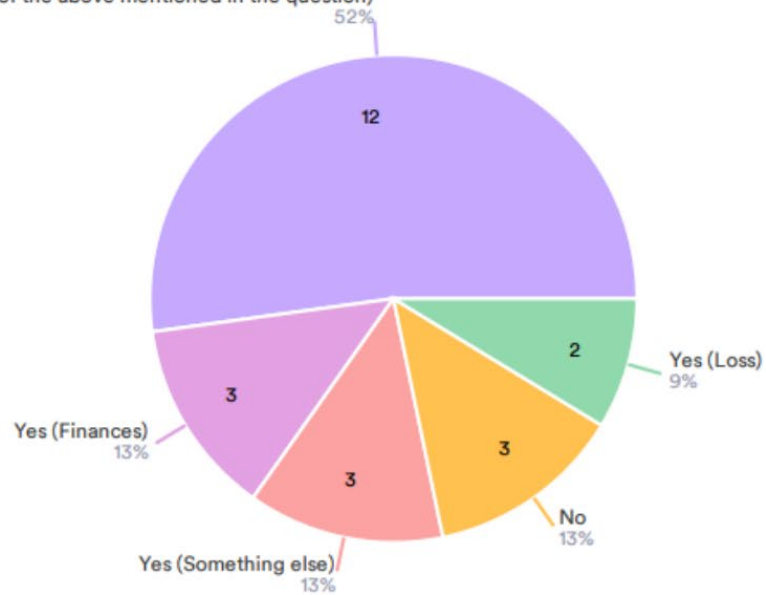


## Fear and Worry

Do you worry often? (About finances, death, loss, a/o the unknown or something else)

23 Responses

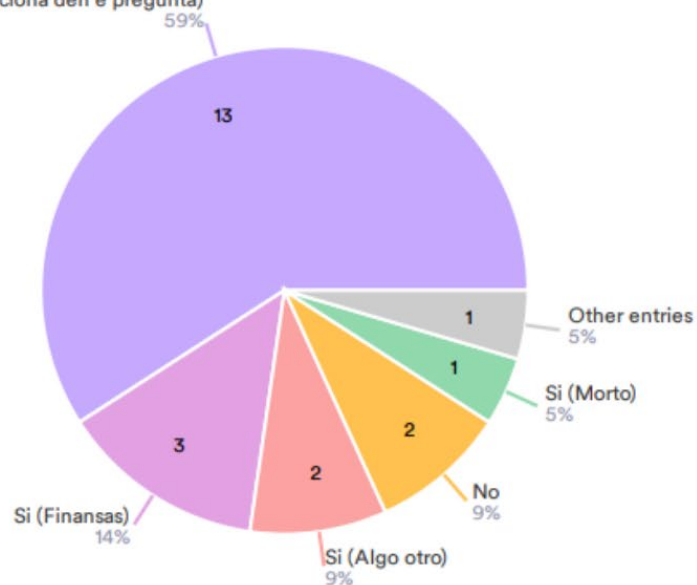
Yes (A combination of the above mentioned in the question)



Bo sa worry hopi? (Tocante finansas, morto, perdida, e desconoci of algo otro)

22 Responses

Si (Un combinacion di loke ta menciona den e pregunta)



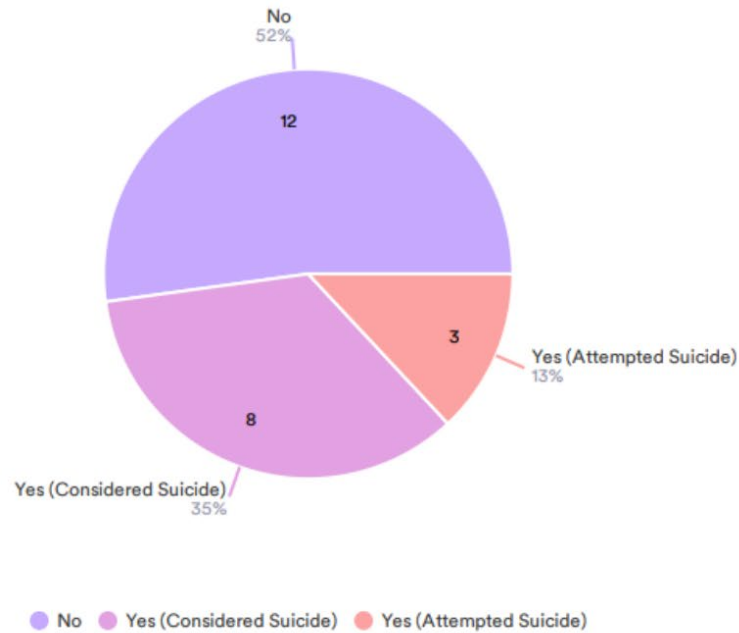
Out of a total of 45 combined responses, 55% of participants reported that they frequently worry about a combination of concerns including finances, death, loss, the unknown, or other stressors. Specific worries included finances (13.5%), loss or death (13.5%), and “something else” (13.5%). Only 11% of respondents indicated they do not often worry. These results reveal that worry is a common experience, particularly when it involves overlapping sources of uncertainty and pressure in life.



## Suicide and Attempted Suicide

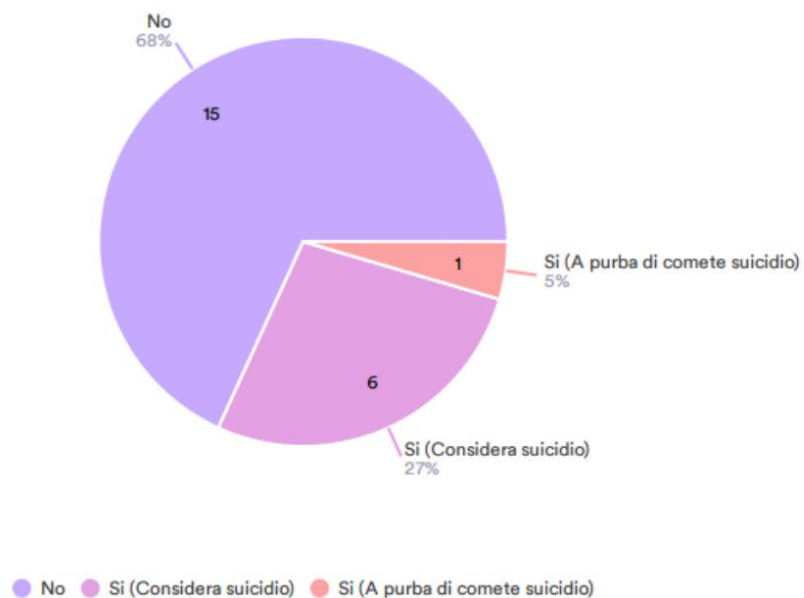
Did you ever seriously considered suicide, made a plan to end your life, or attempted suicide?

23 Responses



Bo a yega di considera suicidio, traha un plan pa caba cu bo bida of a purba di comete suicidio?

22 Responses



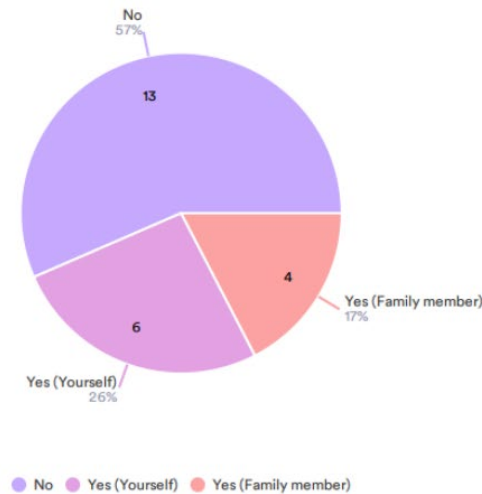
Out of 45 total respondents, 60% indicated that they had *not* seriously considered suicide, made a plan, or attempted it. However, a concerning 31% (14 individuals) reported that they had seriously considered suicide at some point in their lives, and 9% (4 individuals) revealed that they had attempted suicide. These results point to a notable mental health concern within the group surveyed, emphasizing the importance of ongoing emotional, psychological, and spiritual support systems for individuals experiencing distress or hopelessness.



## Trauma

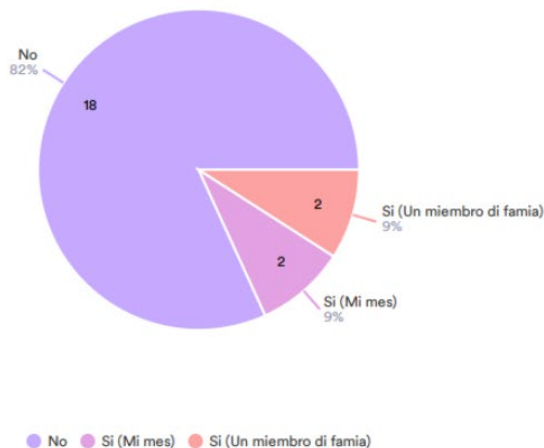
Have you or your family been affected by a major disaster (e.g., natural disaster, traffic accident, or traumatic event)?

23 Responses



Abo of un miembro di famia a yega di wordo afecta door di un disaster grandi? (Disaster natural, accidente den trafico of evento traumatico)

22 Responses

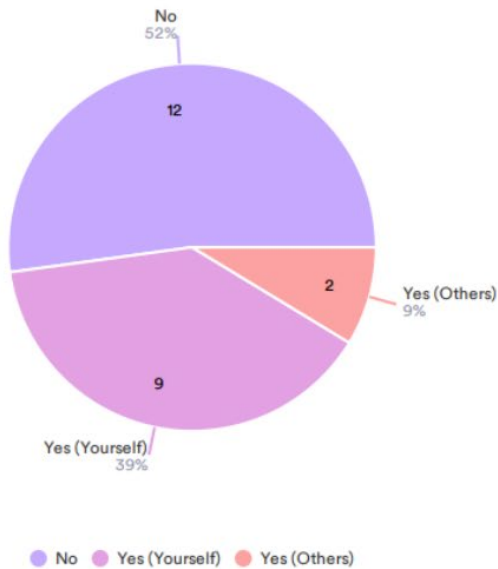


Out of a total of 45 respondents, the majority (31 individuals, or 69,5%) indicated that they had not been affected by a major disaster such as a natural disaster, traffic accident, or traumatic event. However, 8 respondents (17,5%) reported being personally affected, and 6 others (13%) noted that a family member had experienced such an event. While most have not endured these hardships, nearly one-third of the group has faced significant trauma either directly or through a loved one, highlighting the importance of trauma-informed care and support in the community.

## Overwork

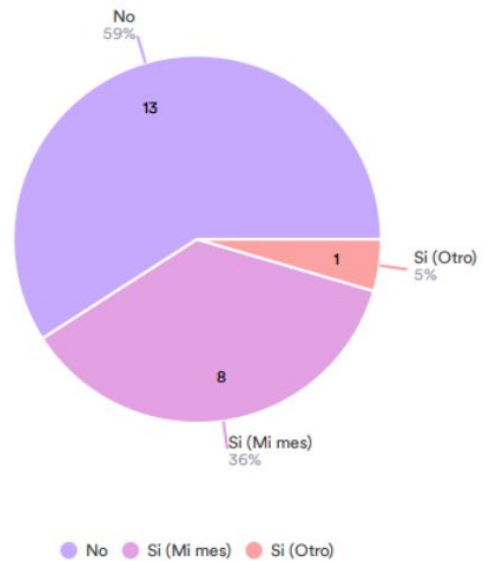
Do you or others consider you(rself) to be a "workaholic"?

23 Responses



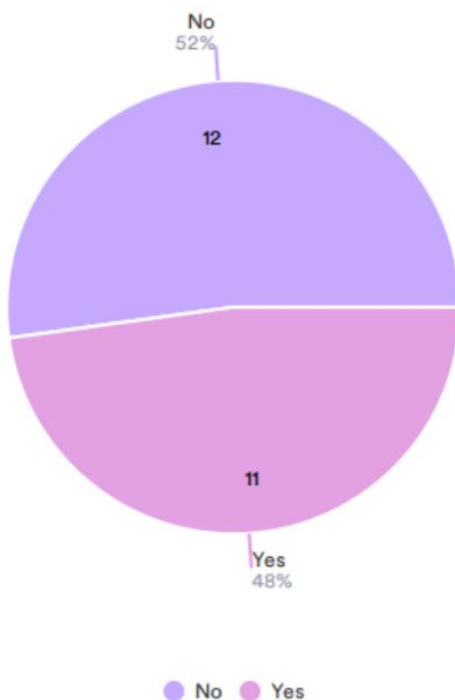
Bo a yega di considera bo mes como un 'workaholic'?

22 Responses



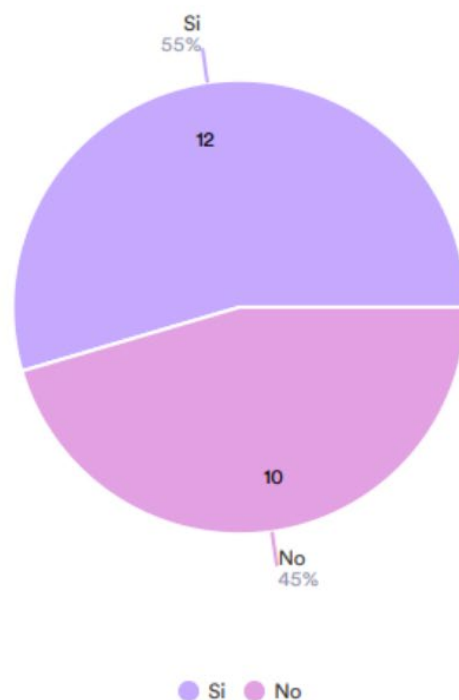
Do you work so hard out of financial necessity?

23 Responses



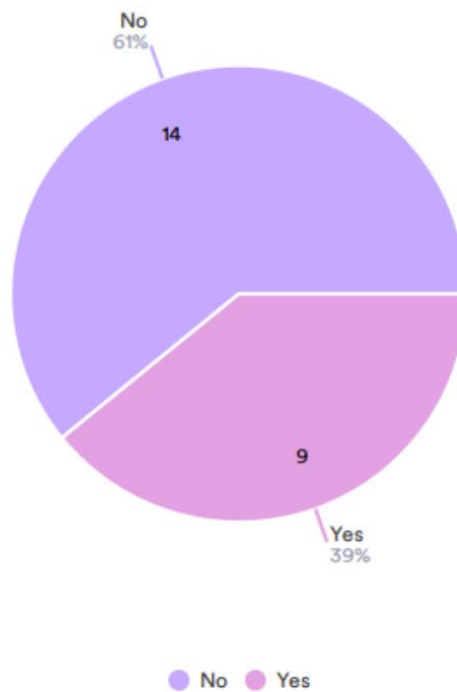
Bo sa traha hopi duro door di necesidad financiero?

22 Responses



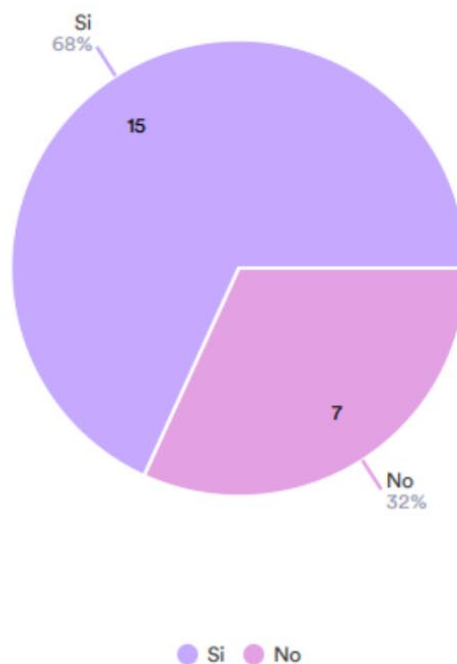
Do you check work e-mails or messages on your days off, sick days, or vacations?

23 Responses




Bo sa check bo e-mailsnan of mensahenan riba bo dïanan liber, dïanan di AO of vakantie?

22 Responses



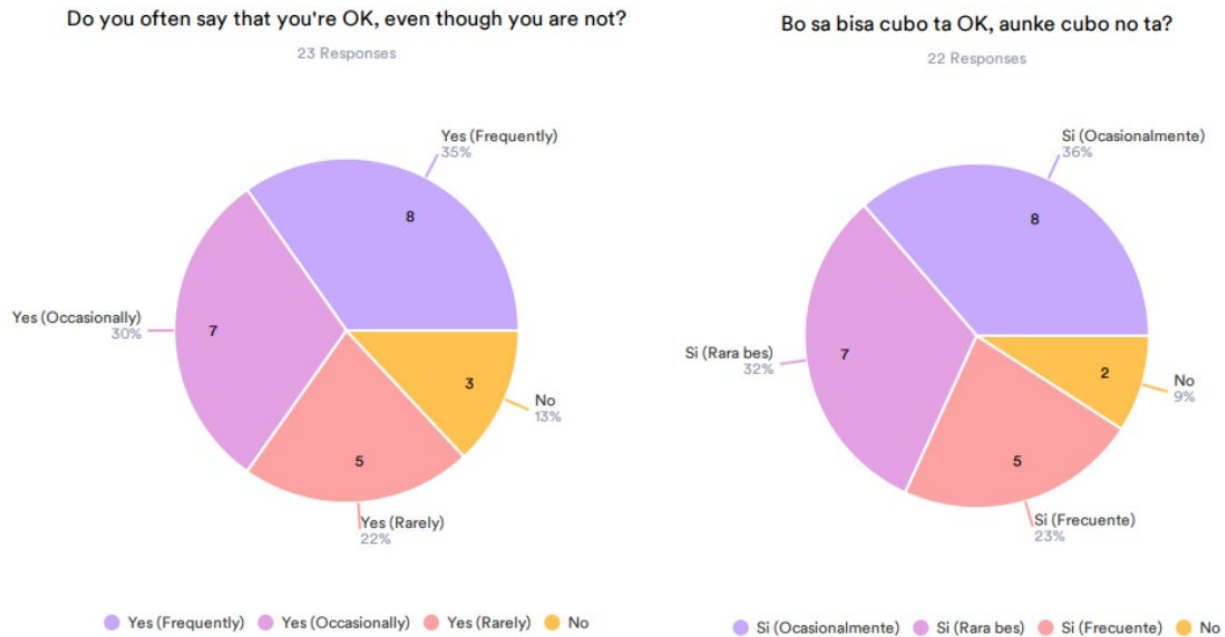


A notable portion of respondents show signs of overworking and financial pressure. When combining both language responses, 18 out of 45 participants (37,5%) consider themselves to be *workaholics*, while 3 out of 45 (7%) said others view them that way. Regarding working out of financial necessity, 23 out of 45 respondents (51,5%) said yes. When it comes to checking work emails or messages during personal time (such as days off, sick days, or vacation), 24 out of 45 individuals (53,5%) admitted they do so. These results point to a widespread struggle with maintaining work-life balance, often driven by economic need and internal or external expectations to remain constantly connected to work responsibilities.





## Emotional Suppression or Avoidance



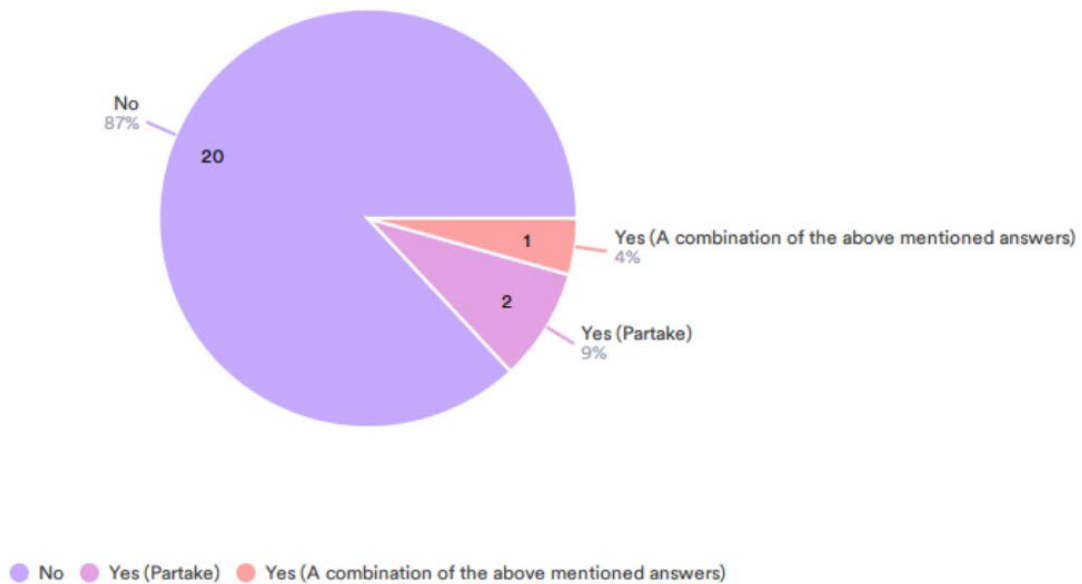
Across both English and Papiamentu responses, 16 out of 45 people (29%) reported that they *frequently* say they are OK even when they are not, while 15 out of 45 (33%) do so *occasionally*. An additional 12 individuals (27%) admitted to doing this *rarely*, and only 5 participants (11%) said they *don't* do this at all. This suggests that nearly 9 in 10 respondents hide their true emotional state at least some of the time, highlighting a strong tendency toward emotional suppression or avoidance—possibly due to stigma, pressure to appear strong, or a lack of safe spaces to be vulnerable.



## Gossip/Slandering

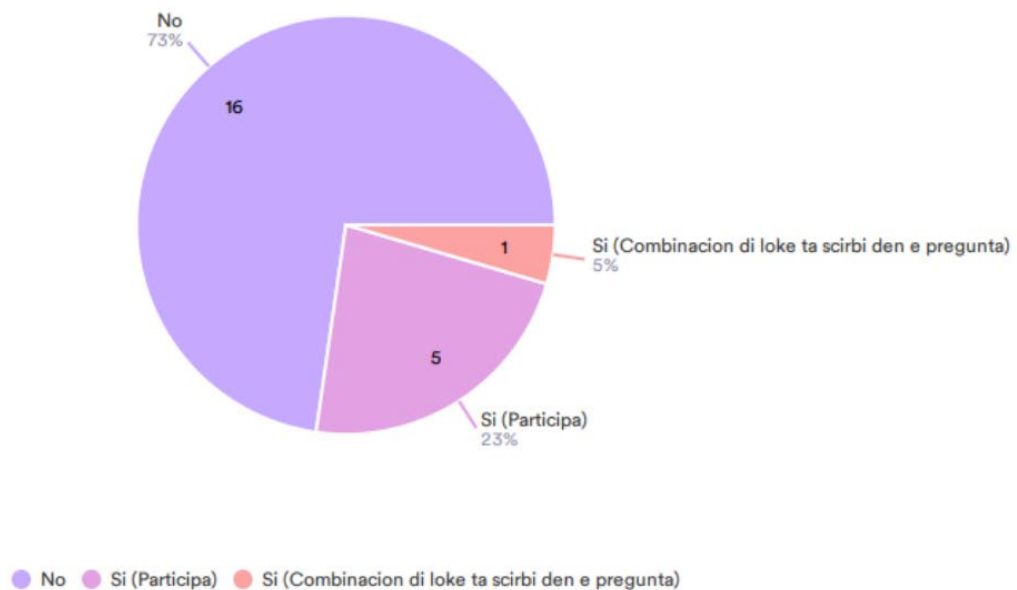
Do you start rumors, continue or partake in gossip at work or anywhere else?

23 Responses



Bo sa cuminsa cu rumornan, sigui of sa participa den redo na trabao of otro caminda?

22 Responses



Out of a total of 45 respondents (English and Papiamento combined), 36 individuals (80%) reported *not* engaging in gossip, rumors, or related behavior. However, 7 respondents (16%) admitted to *partaking* in such activities, while 2 people (4%) acknowledged doing a *combination* of starting, continuing, or engaging in gossip.

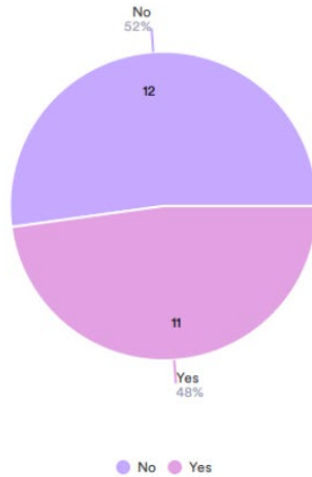
While the majority appears to avoid such behavior, a notable minority does acknowledge involvement in gossip-related conduct, which can be valuable insight when addressing workplace or community trust and communication.



## Purpose and Meaning

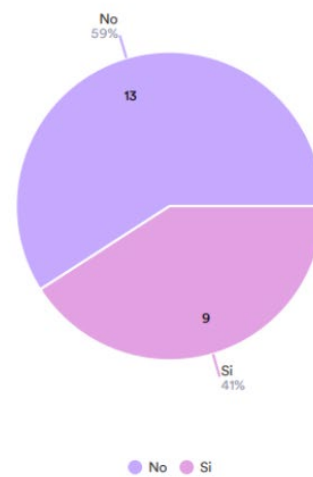
Do you often question yourself why you are here? Do you know your purpose?

23 Responses




Bo sa cuestiona bo mes dicon bo ta kinan? Kiko bo obhetivo ta?

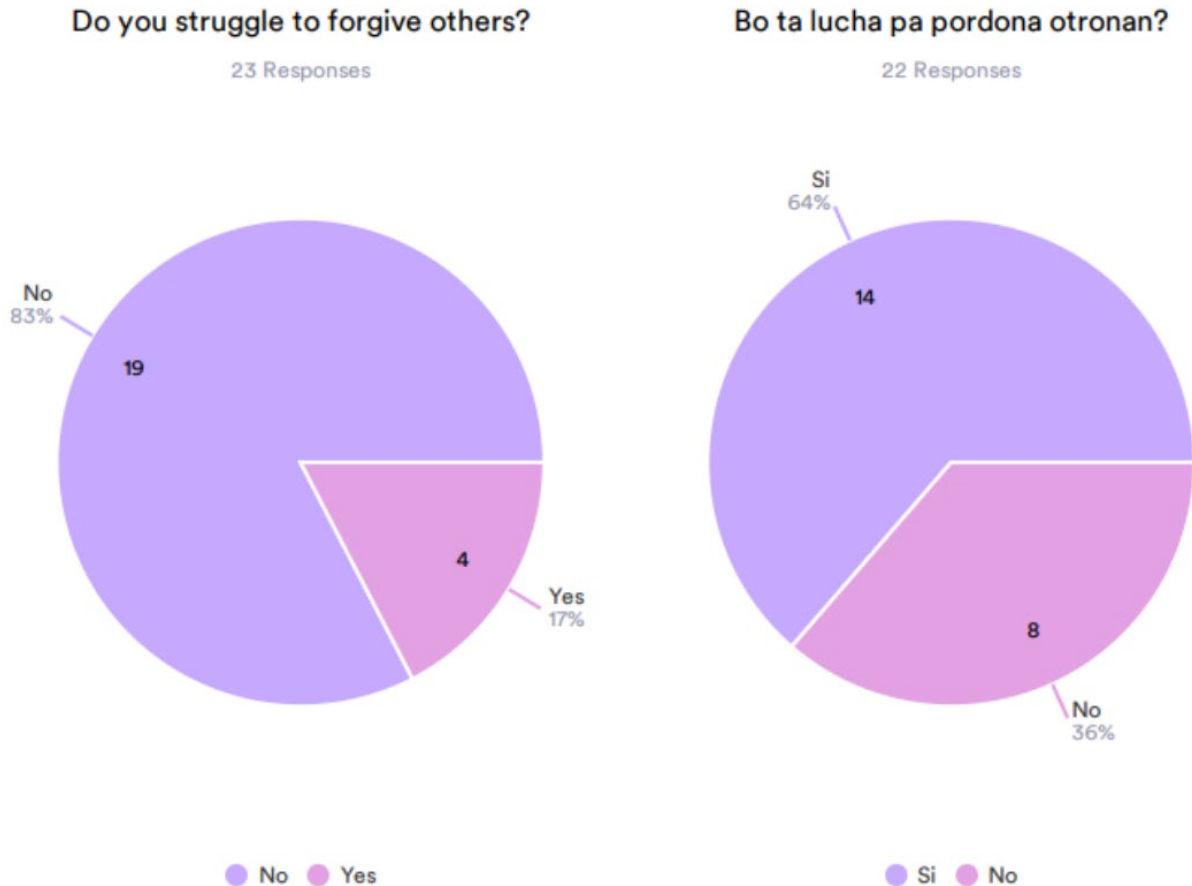
22 Responses



Out of a total of 45 participants, 20 individuals (44,5%) reported that they often question why they are here or struggle with understanding their purpose in life. The remaining 25 individuals (55,5%) responded that they do not. This nearly even division suggests that questions of purpose and meaning are common, even if not always openly expressed. Under the category of abortion and miscarriage, this data highlights the emotional and existential weight that can accompany such experiences, as loss often stirs deeper questions about one's identity, value, and direction. In counseling, this insight underscores the importance of addressing not only grief but also spiritual uncertainty and personal purpose.



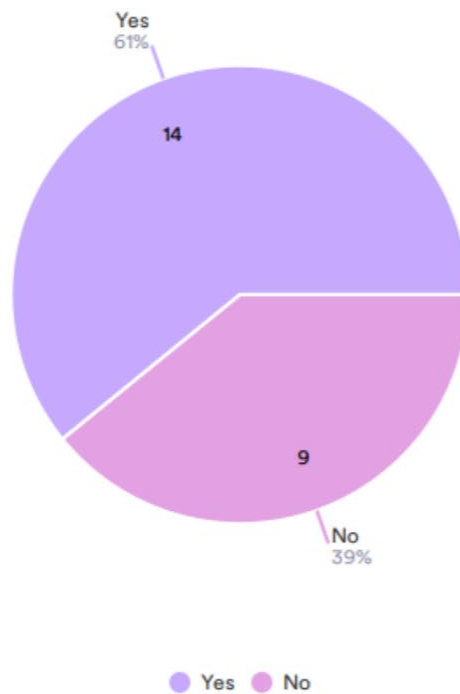
## Forgiveness



The combined survey results reveal that 40,5% of participants reported struggling to forgive others, while 59,5% said they do not. Interestingly, a slightly higher percentage (51%) expressed a desire to be forgiven by someone they had wronged in the past, compared to 49% who did not feel that need. These responses suggest a meaningful tension between forgiving and the hope for forgiveness—highlighting the emotional complexity surrounding unresolved conflict and reconciliation in people’s lives.

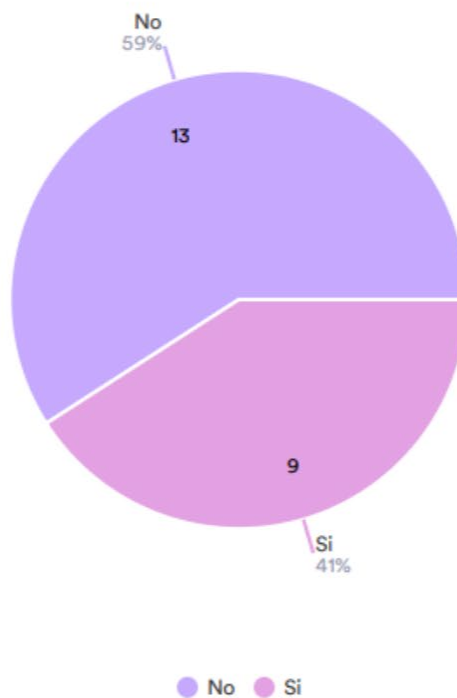
Do you wish to be forgiven by someone you wronged in the past?

23 Responses



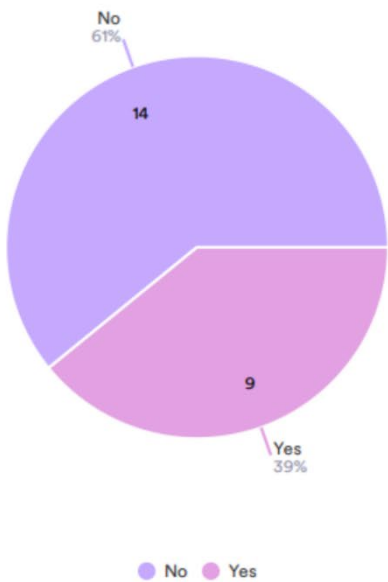
Bo ta desea di wordo pordona door di un persona cubo a haci daño na dj'e den pasado?

22 Responses

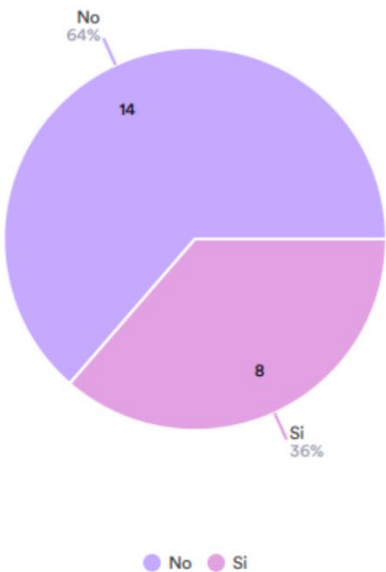


Singleness, Romantic Love and Intimacy

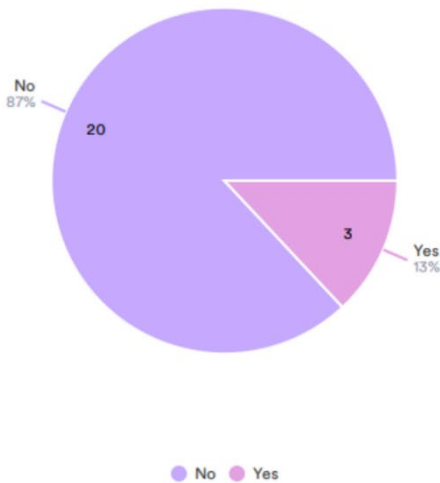
Do you struggle with love or to be loved?  
23 Responses



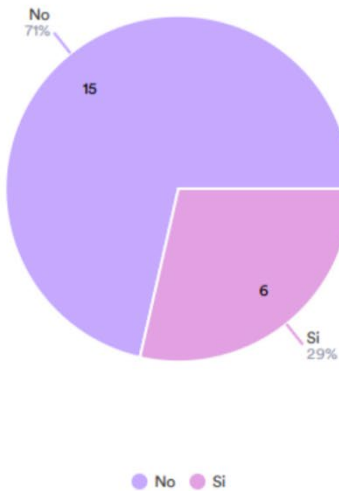
Bo sa lucha pa stima of ser stima?  
22 Responses



Do you struggle with being single?  
23 Responses



Bo ta lucha di ta soltero?  
21 Responses- 1 Empty





Based on the combined results from both English and Papiamentu surveys, 37,5% of respondents reported struggling with love or with being loved, while 62,5% said they do not. Regarding singleness, 21% admitted finding it difficult to be single, while the majority—79%—reported no struggle. These responses reflect that while many individuals appear to feel secure in their relationship status, a meaningful portion of the population experiences emotional challenges related to love and intimacy.

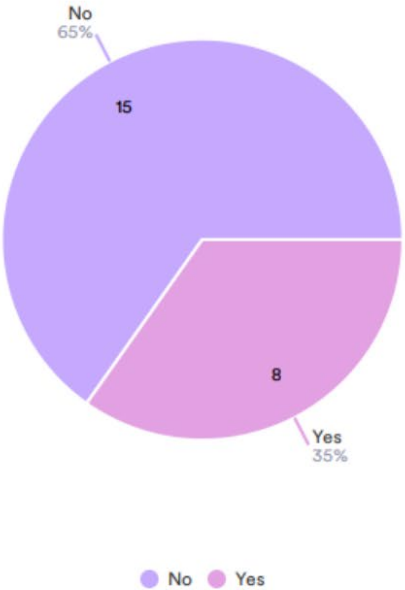




# Isolation and Social Interactions

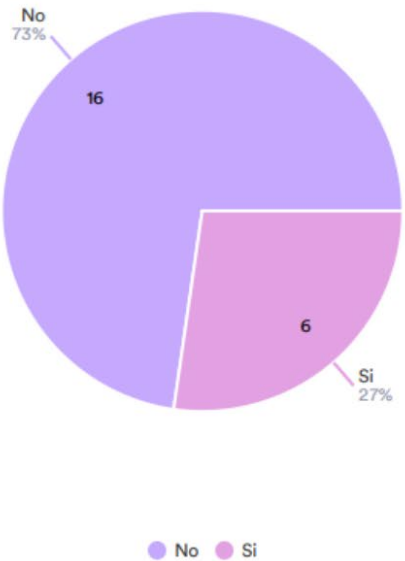
Do you consider yourself to be socially isolated? Do you wish you had more company?

23 Responses



Bo ta considera bo mes como socialmente isola? Bo ta desea pa tin mas compania serca bo?

22 Responses



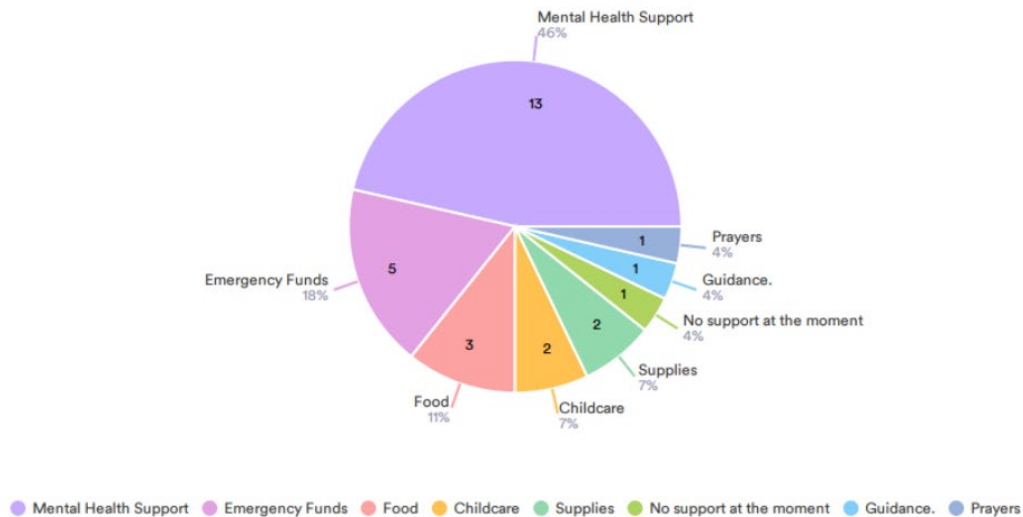
When combining responses from both the English and Papiamento surveys, 31% of participants reported feeling socially isolated or wishing they had more company, while 69% said they did not feel that way. Though the majority seem content with their current level of social interaction, nearly one-third of respondents still experience some level of social isolation—highlighting a need for relational support and intentional community building.



## Practical Needs and Community Support

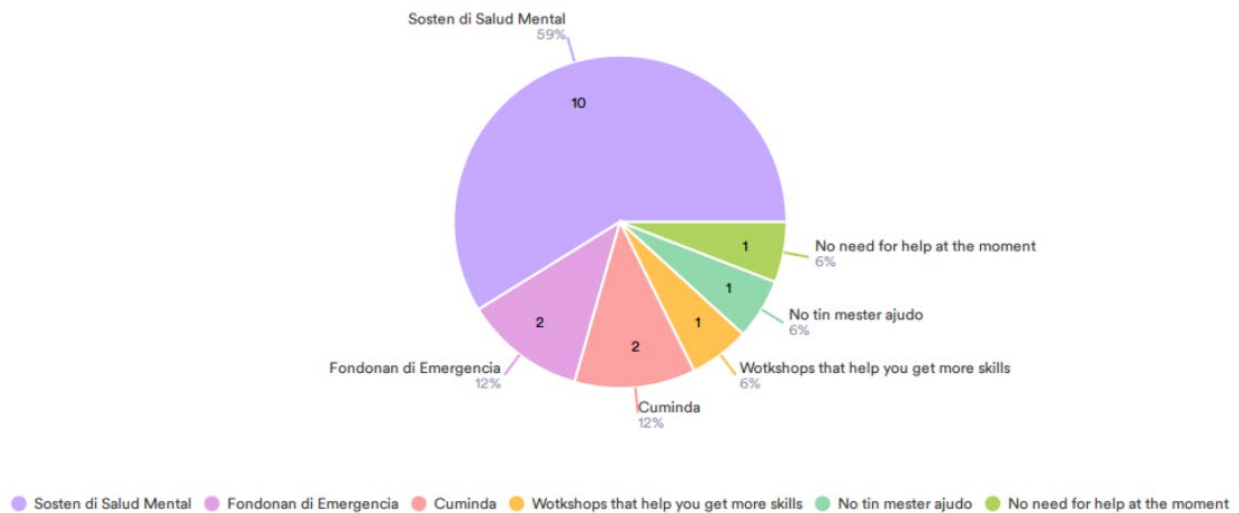
In what other ways do you currently need support? Check all that apply.

28 Responses- 7 Empty



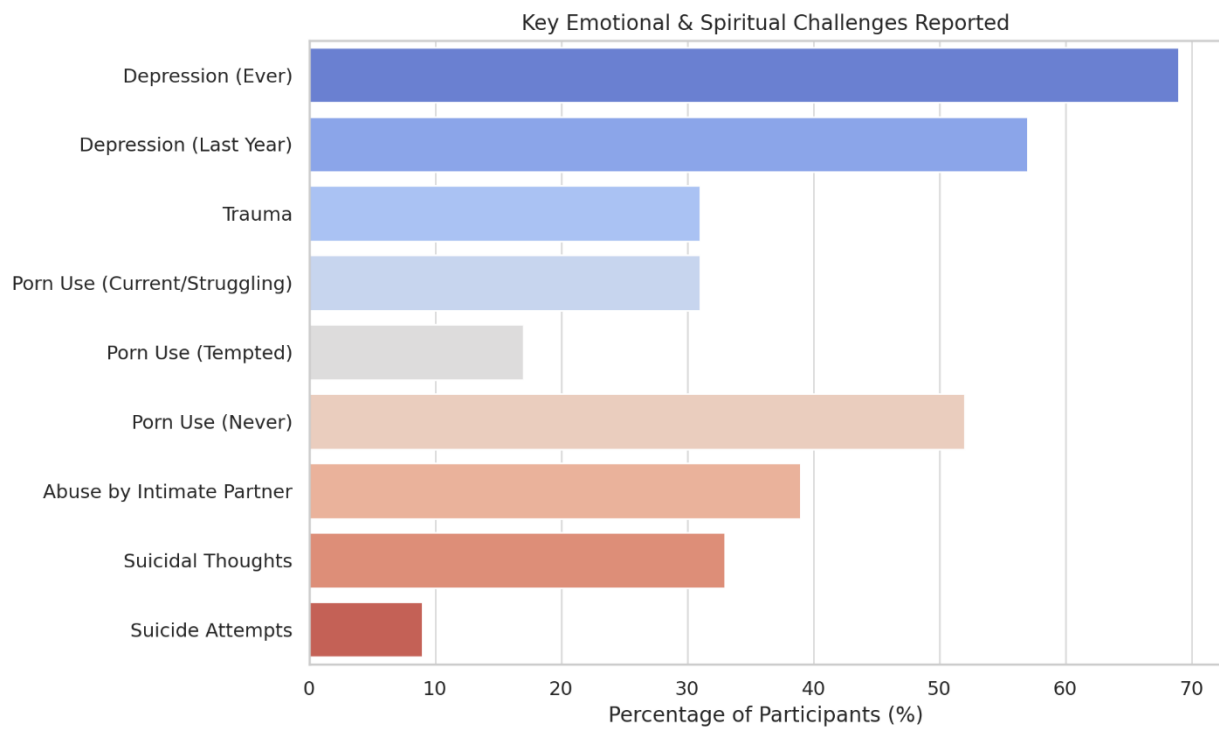
Den cua manera bo mester di ayudo actual? Check tur loke ta aplica.

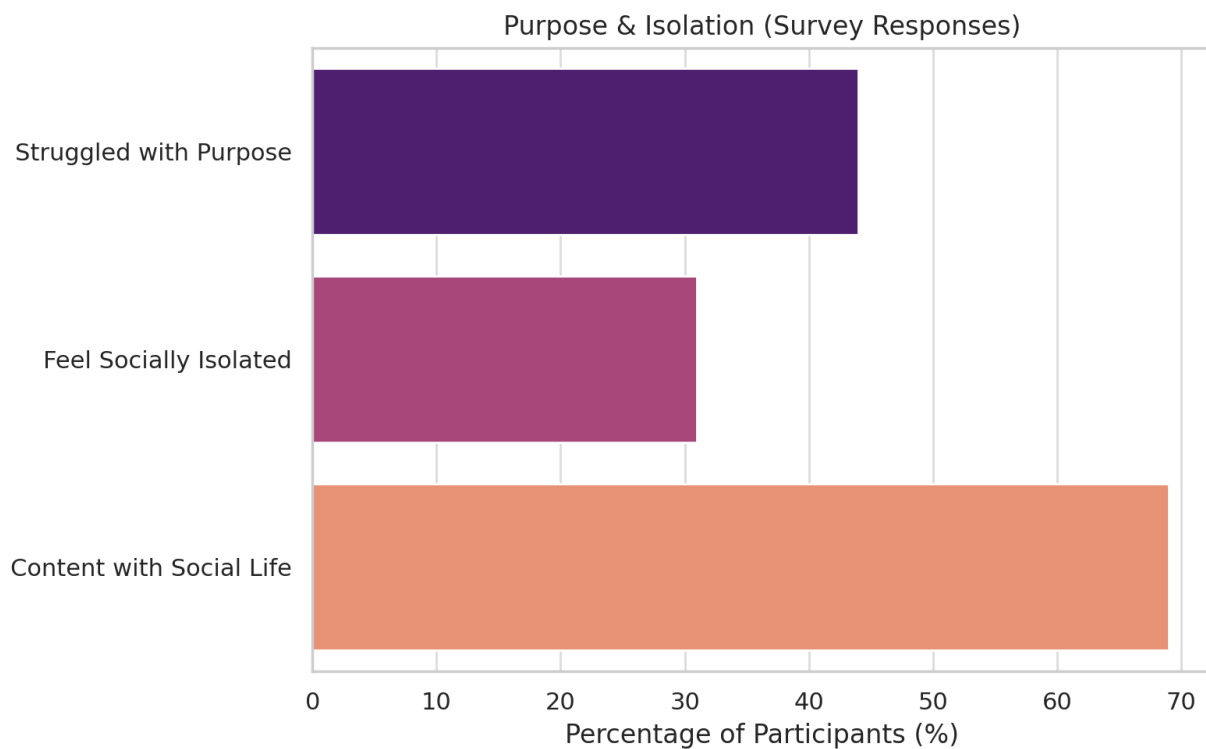
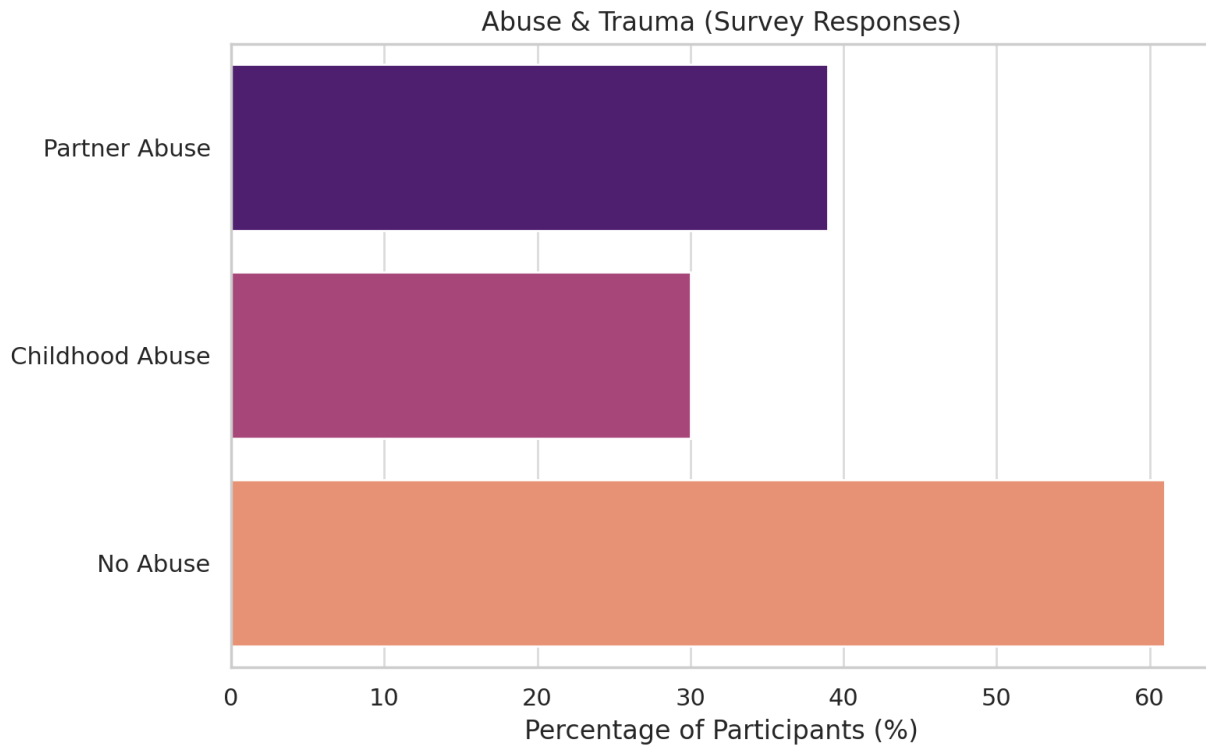
17 Responses- 6 Empty

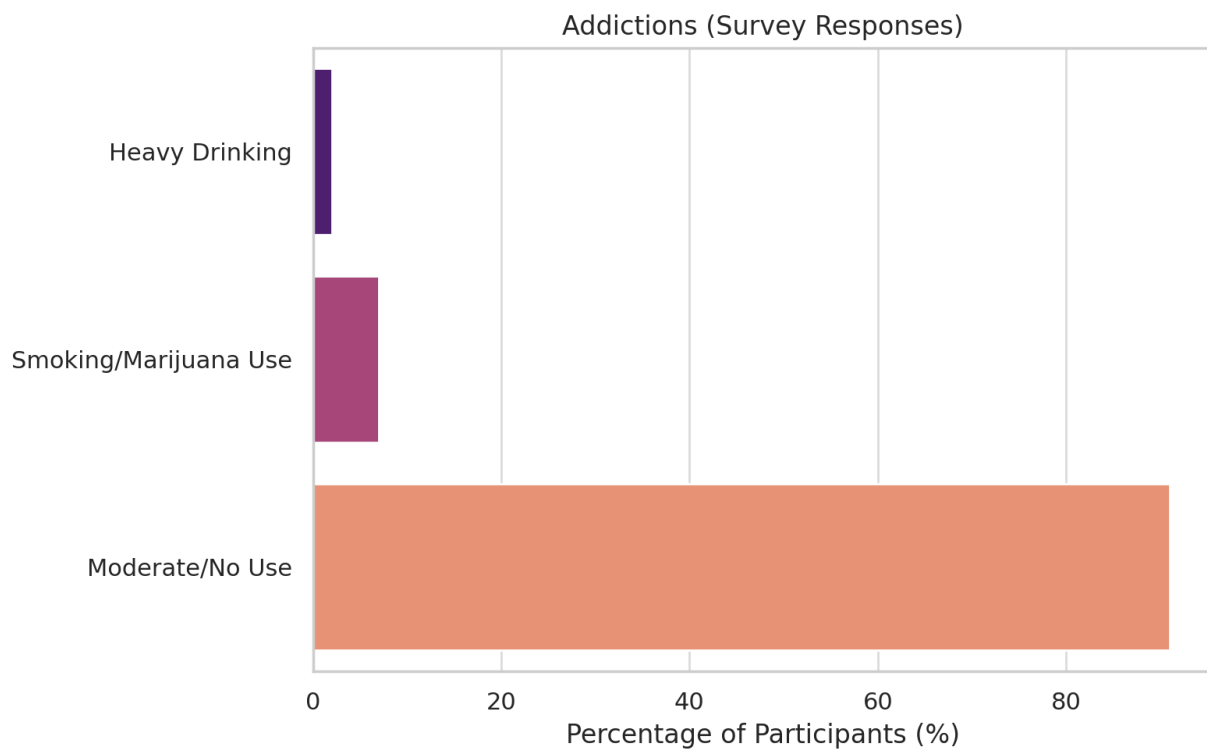
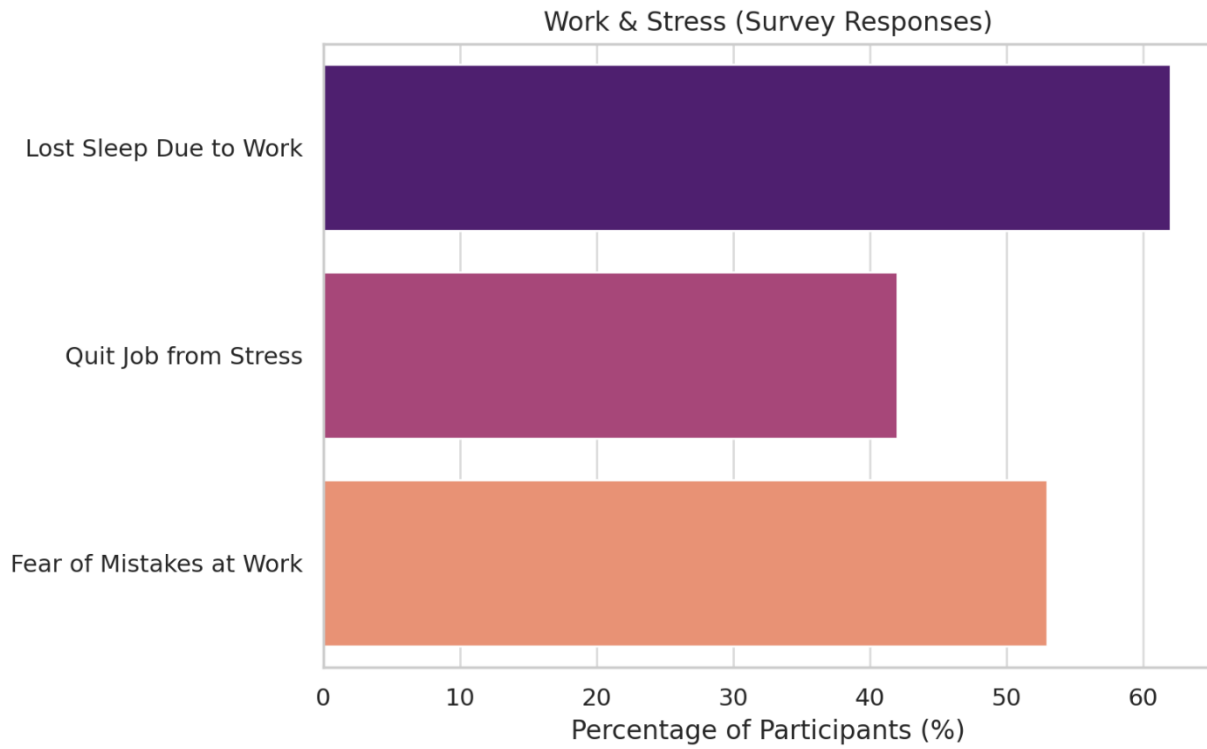


Across a total of 45 respondents, the most urgent need identified was mental health support, with over 52% indicating they currently need help in this area. Emergency funds (15%) and food assistance (11.5%) followed as the next most common needs. Smaller but notable portions also reported needs in childcare, supplies, and guidance. A few respondents (8%) stated they currently do not need support, while a very small percentage highlighted needs like workshops to improve skills and prayer. These findings emphasize a significant call for both emotional and material support within the community.

## Data Visualization







## Founder's Analysis Conclusion and Personal Insights

As mentioned in the Social Media Reach & Engagement on page 7 of this survey, Agape Biblical Counseling's Facebook advertisement did indeed reach a wide range of individuals across Aruba. According to Facebook's data, many clicked on the survey link—both personal contacts and anonymous users. However, a noticeable number did not complete the survey after viewing the questions. This hesitancy likely reflects the deeply personal nature of the content, which invited reflection on sin, emotional struggles, and spiritual vulnerability—topics that are not easily shared, whether in public or even in private settings.

Yet, this in itself speaks volumes. The fact that so many engaged, even briefly, reveals a silent curiosity and longing for healing, truth, and deeper conversation. One survey entry had to be respectfully excluded due to skipping more than three questions, which went beyond our limit for valid responses. While the total number of finalized entries was 45, each one was filled with insight and courage.

One observation I found particularly surprising was the notably low number of participants who reported drinking above the recognized threshold. Despite local media, such as 24ora, frequently reporting car accidents linked to drunkenness—and bars and minimarkets being active, especially on weekends and holidays—very few respondents admitted to heavy drinking. The same goes for marijuana use; though the presence of marijuana plants on the island is unknown, only a small percentage disclosed usage. It's reasonable to assume that many chose not to share this information due to privacy or stigma.

Additionally, not a single respondent reported going to casinos. This was unexpected, particularly as many elderly individuals are known to frequent them. It may suggest either that this group was not reached through the survey or that there was hesitation in admitting such activity.

Other responses also offered sobering insights:

- A large portion of participants reported emotional suppression, workplace stress, and difficulty forgiving.
- Nearly 1 in 3 reported some form of trauma—past or present.
- Many expressed feelings of purposelessness, social isolation, and deep inner struggles, including depression, suicidal thoughts, and experiences of abuse.
- A significant number admitted to engaging in or being tempted by pornography, despite most believing it to be wrong, highlighting a moral and spiritual conflict.
- While cohabitation before marriage is increasingly accepted among participants, the division shows a cultural and generational shift worth noting in future pastoral care.

Despite the relatively small sample size, these findings provide a meaningful glimpse into the heart of our community. And while 45 responses may not seem like much, when scaled to Aruba's population, the patterns suggest deeper, island-wide issues worth addressing through ongoing care, education, and counseling rooted in Christ Jesus.



This is just the beginning—but it’s a beginning built on truth, compassion, and a willingness to listen. And that is enough to begin making a difference.





## A Word of Thanks

Agape Biblical Counseling and its team would like to express our sincere gratitude to everyone who participated in this survey—whether you completed it or simply took a moment to click the link and explore what it was about. Your interest and engagement, no matter how brief, are deeply appreciated.

According to the data gathered, the survey was accessed by many—both personal contacts and anonymous individuals. While a significant number chose not to complete it after viewing the questions, this response is entirely understandable. The survey touched on sensitive and deeply personal topics such as sin, emotional struggles, and spiritual vulnerability—subjects that can be difficult to confront, let alone share openly.

Yet, the fact that so many paused to engage at all speaks volumes. It reveals a quiet hunger in the heart of many—a curiosity, a longing for healing, for truth, and for deeper conversations often left unspoken.

A special and heartfelt thank you goes to the 45 individuals who courageously chose to complete the survey. Your honesty, openness, and willingness to reflect on such meaningful issues have not gone unnoticed. Your contribution is not only valuable to this project but also a testament to the very purpose of Agape Biblical Counseling—to meet people where they are, with truth, compassion, and the hope found in Christ Jesus.

Thank you for being part of this journey, even in its early stages.



## Our Next Steps

This report marks only the beginning of Agape Biblical Counseling’s journey to understand and serve the emotional, spiritual, psychological and relational needs of our community.

Through this survey, we’ve heard stories of pain, loneliness, trauma, temptation, and silent struggle—but also of faith, resilience, and a desire for change. These voices—whether faint or clear—have revealed a deep need for safe, Christ-centered spaces where healing can take root.

Based on these findings, our next steps include:

- **Expanding Awareness:** Continue public outreach through Facebook, Instagram, and personal connections to help more people discover the free care we offer.
- **Launching Personalized Counseling Sessions:** We are actively preparing to provide one-on-one, couples, and family counseling rooted in biblical truth and grace.
- **Developing Workshops & Support Groups:** We plan to address key topics like emotional suppression, stress, forgiveness, pornography struggles, and trauma recovery—always through the lens of Scripture.
- **Training & Equipping Local Leaders:** We hope to partner with churches and mentors across Aruba to create a network of biblically-sound care and support.
- **Strengthening Prayer & Community Support:** We will continue seeking prayer, encouragement, and financial support from those who believe in the mission of Christ-centered healing.

### How You Can Be Part of the Next Chapter

- Pray for the hearts touched by this report, and for the Spirit’s leading in all we do.
- Share this ministry with someone in need.
- Support us financially or through donated services.
- Reach Out if you or someone you know needs help.

We move forward with humility and hope, knowing that Christ Jesus alone is the true healer—and that even the smallest effort in love can lead to eternal transformation.

## Words of Blessings

May the Lord bless each and every one of you who encountered this survey—whether you completed it, considered it, or quietly passed it by. Your engagement matters.

To those who participated:

*May God continue to strengthen you, guide you, and bring healing to the areas you were bold enough to explore. May your courage be met with comfort, and your honesty with grace.*

To those who hesitated:

*May the Lord meet you in His perfect timing. Even in silence or uncertainty, He is near. May He stir within your heart a renewed desire to seek Him, and may He lovingly walk with you as you navigate life's deeper questions.*

Whether known or anonymous, seen or unseen—may Christ work through your life in powerful ways, and may the seed planted by this brief encounter bear fruit in His perfect will.

