

totem

The Friend-Finding Compass



USER MANUAL



FCC ID: 2BMQS-1



Totem is dedicated to making live events **safer**, more **immersive**, and more **beautiful**.

Please read this manual
before using your Totem Compass,
and keep it for future reference.

Scan the QR code on the back of your Totem
Compass to register your device and update your
software.

This Package Contains:

One (1) **Totem Compass**

Two (2) elastic **Lanyards**

One (1) **USB-C Cable**




Table of **Content**

Your Totem Compass	6-9
Touch Crystal & Halo	6
Buttons & Ports	7
Vibe Mode	8
Compass Mode	9
Get Started	10-19
Power On & Off	10-11
Your Totem on Power Up	12-13
Establish Satellite Connection	14-15
Bond your Totems	16-17
Navigate	18-19
Additional Features	20-31
Send an SOS Alert	20-21
Bond Lights & Colors	22-23
Remove Bonds	24-25

Table of **Content**

Additional Features (cont.)	20-31
Brightness Settings	26-27
Touch Crystal Colors	28-29
★ Software Updates	30
Support & Troubleshooting	31
Care & Maintenance	32-33
Conditions for Use	34
Battery Life & Range	35
Performance Variables	36-37
Technical Specifications	38-39
Warranty Information	40
Return Policy	41

Touch Crystal & Halo



Touch Crystal

Functions:

- **Add Bonds**
(press + hold)
- **Remove Bonds**
(triple-tap)
- **Change Colors**
(single-tap)

Halo

Displays:

- **Vibe Mode**
(vertical orientation)
- **Bond Lights**
(horizontal orientation)
- **Searching for Satellite**
(horizontal orientation)

Buttons & Ports

SOS Button

Functions:

- **SOS Alerts**
(press + hold)
- **Software Updates**
(triple-click)



Power Button

Functions:

- **Power On**
(single-click)
- **Power Off**
(press + hold)
- **Adjust Brightness**
(single-click)

USB-C Port

Functions:

- **Charging**



Vibe Mode

(vertical orientation)

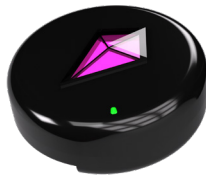


Available Features:

- Vibe
- Send SOS Alerts
- Receive SOS Alerts
- Adjust Brightness

Compass Mode

(horizontal orientation)



Available Features:

- Bonding
- Navigation
- Send SOS Alerts
- Receive SOS Alerts
- Bond Removal
- Adjust Brightness
- Change Crystal Color

1) Power On & Off

To Power On:

1. Click Power Button once

To Power Off:

1. Press and hold Power Button while device is powered on

Power On



Power Off



2) Your Totem on Power Up

When your Totem powers on, the Halo displays a **Battery Level Indicator**:

- **Full Green Halo = 100%**
- **Yellow Half-Filled Halo = 50%**
- **Yellow Quarter-Filled Halo = 25%**
- **Red, Flashing Touch Crystal = Low Battery**

100% Charged



50% Charged



25% Charged




Low Battery



3) Establish Satellite Connection

1. **Go outside** and make sure you have a clear view of the sky overhead with horizon in view
2. **Step away from roofs**, walls, and other large structures
3. **Wait 10-15 minutes** for your Totem to establish Satellite Connection*

**Enable Eco Mode to speed up satellite connection process*



searching for
satellite connection



satellite connection
nearby



satellite connection
successful



satellite connection
successful with Bond
established

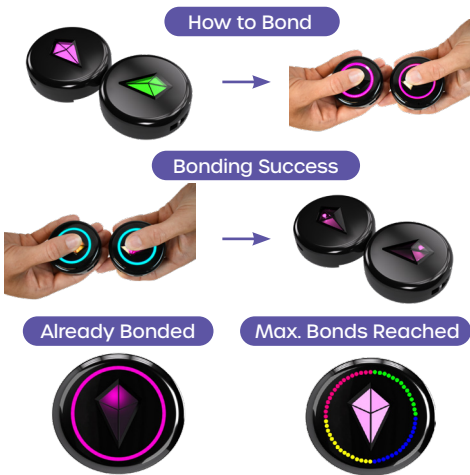
4) Bond your Totems

1. Hold two Totems **together in Compass Mode**.
2. Press and hold both Touch Crystals **simultaneously**.

When Bonding is successful:


1. The blue light on your Totem's Halo will change to the color of your new Bond.
2. The Halo will collapse into a single LED and jump into your Touch Crystal

Note: Your Totem Compass will always remember Bonds unless you remove them




5) Navigate


1. Establish **Satellite Connection**
(see page X)
2. Move **20 meters away** from Bonded peer
3. Hold Totem in Compass Mode and **spin in a circle once** to calibrate
4. Follow the **direction of Bond Light** on Halo
5. As you move toward Bonded peer, Bond Light will spread then collect into Touch Crystal



Bonded peer is >100
meters away



Bonded peer is 50-20
meters away



Bonded peer is <10
meters away

Note: If you or a Bonded peer are out of peer-to-peer range, your Bond Light will begin to “**breathe**”, indicating **stale location data**.

Send an SOS Alert

To send SOS Alert:

1. **Press and hold SOS Button** until red light behind button begins to blink

When Bonded peer receives SOS Alert:

1. Their **Touch Crystal will blink** "SOS" in morse code; **Bond Light** will **blink rapidly** when Totem is in Compass Mode

To disable SOS Alert:

1. **Press and hold SOS Button** until red light stops blinking



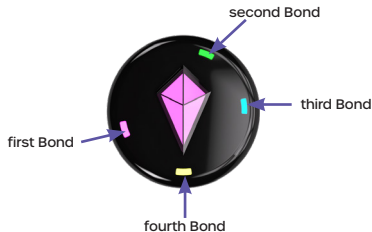
Bond Lights & Colors

Bond Light colors are **automatically assigned** to peers based on **Bonding order**:

- First Bond = **pink**
- Second Bond: **green**
- Third Bond = **blue**
- Fourth Bond = **yellow**

To check colors of Bonded peers:

1. Move Totems **together**
2. **Touch Crystal** will display color of Bonded peer



Bonded Peer Check



Remove Bonds

1. **Triple-tap** Touch Crystal while Totem is in Compass Mode
2. **Single-tap** Touch Crystal to cycle between Bonded peers
3. **Press and hold** Touch Crystal to remove selected Bond

Note: Bonded peers that you remove will **no longer be able to track you in real-time.**

Enter Bond Removal



Cycle Bonded Peers



Remove Bond

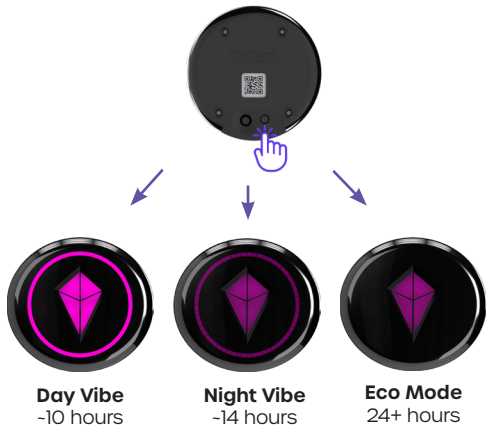


Brightness Settings

Your Totem has **3 brightness settings** that impact battery life:

1. **Day Vibe** (~10 hours)
2. **Night Vibe** (~14 hours)
3. **Eco Mode** (24+ hours)

To toggle between brightness settings, **click the Power Button once** while your Totem is powered on.



Touch Crystal Colors

Touch Crystal colors are for **aesthetic purposes only** and **do not correlate** to Bond Light colors.

To change your Touch Crystal color:

1. Enter **Compass Mode**
2. **Single-tap** Touch Crystal to change color
3. **Continue tapping** Touch Crystal to cycle through twelve different colors

Available Crystal Colors



Blue



Indigo



Magenta



Hot Pink



Orange



Yellow



Yellow-Green



Green



Blue-Green



Teal



White



Aqua

Software Updates

Totem releases **periodic, free Software Updates** downloadable straight to your device.

Remember to update your Totem Compass **before** you leave for any outdoor event.




scan to download
software update

Support & Troubleshooting

If you encounter an issue with your Totem Compass, ensure you have updated your device to the **latest software version**.

For all Totem Compass Resources & Support, **scan the QR code below:**



scan for resources
& support

Care & Maintenance

Handling & Storage

- Handle with care and store in a soft pouch or case when not in use.
- Avoid placing the device in pockets or bags with sharp objects.

Water Resistance

- The Totem Compass can withstand light rain and splashes but should not be submerged in water.
- Dry immediately if exposed to moisture.

Charging

- Ensure the charging port is free of dirt or moisture before connecting.

Cleaning

- Fingerprints and smudges may appear on the surface. Use a soft, dry microfiber cloth to gently wipe the device.
- For deeper cleaning, use a slightly damp cloth with water or mild soap. Avoid harsh chemicals or abrasive materials.

Environmental Care

- Prolonged exposure to direct sunlight or extreme temperatures may affect battery performance and device longevity.
- Keep the device away from excessive dust, sand, or debris, especially in outdoor environments.

Conditions for Use

- Use the device **outdoors in open areas** with a clear view of the horizon to maintain a reliable Satellite Connection.
- Keep the device at least **one foot away** from **smart phones, iron-based objects** or **heavy metal structures**, as these can interfere with accuracy and satellite connection.
- **Protect from shock** or hard impact.
- **Do not** modify or disassemble.
- **Do not** expose to open flames, submerge in water, or use underwater.

Battery Life & Range

Maximum Battery Playtime*:

- Day Vibe: ~10 hours
- Night Vibe: ~14 hours
- Eco Mode: 24+ hours

Charging Time:

- Charges in ~45 minutes via standard USB-C
- Charging Light turns green on full charge

Range:

Peer-to-peer range is **~1 kilometer**, but Unity Mesh Network™ extends that range for all Totems in the network.

**Battery Playtime may vary based on environmental conditions and usage. Battery life is subject to continued improvement.*

Performance Variables

The Totem Compass leverages **Global Navigation Satellite Systems** (GNSS) to provide accurate positioning and navigation. However, several factors can influence its performance:

Environmental Obstructions: Physical obstructions such as dense foliage, tall buildings, or mountainous terrain can cause signal reflection or blockage, leading to multipath errors and decreased positional accuracy.

Atmospheric Conditions: Variations in the Earth's ionosphere, particularly during solar flares and geomagnetic storms, can disrupt GNSS signals.

Solar Activity: Elevated solar activity can induce scintillation events in the ionosphere, degrading the quality of satellite signals. In standard GNSS receivers, mild scintillation can reduce position accuracy by several meters, while severe scintillation can cause signal loss.

Weather Conditions: Adverse weather can have minor effects on the strength and quality of GNSS signals, potentially impacting the device's performance.

Electromagnetic Interference: Proximity to strong electromagnetic sources or environments with high radio frequency interference can disrupt GNSS signal reception, leading to potential inaccuracies.

Technical Specifications

Model: Totem Compass Gen 1

Power Adapter Charging Voltage: 5V

Max Charging Current: 1A

Battery Type: LiPo ion

Battery Capacity: 1000 mAh

Wireless Frequency/Protocol: 2.4GHz

Charging Port: USB type C

Operating Temperature: -10°-60°C / 14°-140°F

Housing Material: MABS

Size: 58x58x24 mm/ 2.28x2.28x0.95 in

Weight: 54.17g/0.119lb

Safety Features: Over-voltage and under-voltage protection to ensure safe operation within the specified voltage range.

- Thermal shutdown prevents the device from overheating during high-stress conditions
- Designed with safeguards to prevent damage from short circuits

Lanyard Material: 100% polyester braided around a core of 10 natural latex threads

Lanyard Relaxed Size: 360 x 2.5 mm

Lanyard Stretched Size: 620 x 2.5 mm

USB-C Cable Type: Type A to C

USB-C Max Input: Max 2A

Warranty Information

Your limited warranty starts on the date of your purchase and lasts for **ninety (90) days**. The Warranty Period is not extended if we repair or replace a warranted product. We may change the availability of this limited warranty at our discretion, but any changes will not be retroactive.

This limited warranty covers defects in materials and workmanship in products purchased from the Website. **For more information:**



scan to view
Terms of Sale

Return Policy

Except for any products designated on the Website as non-returnable, we will accept a return of **undamaged products for a refund of your purchase price**, less the original shipping and handling costs, provided such return is made **within fourteen (14) days of delivery*** and provided such products are returned in their **original condition and packaging**.

For more information:



scan to view
Terms of Sale

**Return window subject to extend based on reason for return*



This package contains **recyclable materials**.

Please dispose of it **responsibly** by recycling
where facilities exist.



©Totem, Inc.

All Rights Reserved.

Designed in Tennessee

Made in China

