



TIMELESS ARCHITECTURE

PREMIUM ARCHITECTURAL PRODUCTS CATALOG




INDEX

| | |
|-------------------------------------|-------|
| CLAY BRICK | 4-7 |
| HAND PAINTED DECORATIVE TILES | 8-17 |
| BREEZE BLOCKS | 18-19 |
| CLAY FLOORING | 20-22 |
| CLAY FLOORING COLORS & FINISHES ... | 23 |
| FIREPITS | 24-28 |
| FIREPIT COLORS & FINISHES | 29 |
| PLANTERS | 30-34 |
| PLANTER COLORS & FINISHES | 35 |


CLAY BRICK

Manufactured By






Alpine



Arizona Beige




Aspen




Brownfield



Cobblestone




Colonial



Country Hill



Crockett




French White




Golden




Green Hollow



Heritage




Huntington



Keystone



Lemont



Loudonville




New Haven Antique




Old Denver




Onyx



Oxford



Pewter




Red Hill



Red Velore



Rochester




Rusty



Sunstone




Taos



Urban Gray




Victoria



York



Blue Steel (Glazed)




Grafito (Glazed)



Praga (Glazed)



Tiza (Glazed)




Granada (Glazed)

HAND PAINTED DECORATIVE TILES





KVA-SAP-001



KVA-SAP-002




KVA-SAP-003



KVA-SAP-004




KVA-SAP-005



KVA-SAP-006



KVA-SAP-007



KVA-SAP-008



KVA-SAP-009



KVA-SAP-010



KVA-SAP-011



KVA-SAP-012



KVA-SAP-013



KVA-SAP-014



KVA-SAP-015



KVA-SAP-016



KVA-SAP-017



KVA-SAP-018



KVA-SAP-019




KVA-SAP-020



KVA-SAP-021



KVA-SAP-022



KVA-SAP-023



KVA-SAP-024



KVA-SAP-025



KVA-SAP-026



KVA-SAP-027



KVA-SAP-028



KVA-SAP-030



KVA-SAP-031



KVA-SAP-032



KVA-SAP-033



KVA-SAP-034



KVA-SAP-035



KVA-SAP-036



KVA-SAP-037



KVA-SAP-038



KVA-SAP-039



KVA-SAP-040



KVA-SAP-041



KVA-SAP-042



KVA-SAP-043



KVA-SAP-044



KVA-SAP-045



KVA-SAP-046



KVA-SAP-047



KVA-SAP-048



KVA-SAP-049



KVA-SAP-050



KVA-SAP-051



KVA-SAP-052



KVA-SAP-053



KVA-SAP-054



KVA-SAP-055



KVA-SAP-056



KVA-SAP-057



KVA-SAP-058



KVA-SAP-059



KVA-SAP-060



KVA-SAP-061



KVA-SAP-062



KVA-SAP-063



KVA-SAP-064



KVA-SAP-065



KVA-SAP-066



KVA-SAP-067



KVA-SAP-068



KVA-SAP-069



KVA-SAP-070



KVA-SAP-071



KVA-SAP-072



KVA-SAP-073



KVA-SAP-074



KVA-SAP-075



KVA-SAP-076



KVA-SAP-077



KVA-SAP-078



KVA-SAP-079



KVA-SAP-080




KVA-SAP-081




KVA-SAP-082



KVA-SAP-083



KVA-SAP-084



KVA-SAP-085



KVA-SAP-086



KVA-SAP-087



KVA-SAP-088



KVA-SAP-089



KVA-SAP-090



KVA-SAP-091



KVA-SAP-092



KVA-SAP-093



KVA-SAP-094



KVA-SAP-095




KVA-SAP-096



KVA-SAP-097



KVA-SAP-098



KVA-SAP-500



KVA-SAP-501




KVA-SAP-502




KVA-SAP-503



KVA-SAP-504




KVA-SAP-505




KVA-SAP-506



KVA-SAP-507



KVA-SAP-508




KVA-SAP-509




KVA-SAP-510




KVA-SAP-511



KVA-SAP-512



KVA-SAP-513




KVA-SAP-514



KVA-SAP-515



KVA-SAP-516



KVA-SAP-517



KVA-SAP-518



KVA-SAP-519



KVA-SAP-520



KVA-SAP-521




KVA-SAP-522




KVA-SAP-523




KVA-SAP-524



KVA-SAP-525



KVA-SAP-526




KVA-SAP-527



KVA-SAP-528



KVA-SAP-529



KVA-SAP-530



KVA-SAP-531



AVAILABLE SIZES - 4.25"X2.25" & 6"X6"

WE CAN MATCH ANY REQUIRED DESIGN & COLOR

6-8 WEEK LEAD TIME ON SPECIAL ORDERS


ORDERS MUST BE PLACED PER BOX *25 PER BOX*

BREEZE BLOCKS






BB-C1



BB-C2



BB-C3




BB-C4



BB-C5




BB-C9



BB-C10




BB-C13




BB-C14



BB-C16



BB-C17



BB-C18

CLAY FLOORING





SQUARE TILE

- 2"x2"
- 4"x4"
- 6"x6"
- 8"x8"
- 10"x10"
- 12"x12"


MOCHA

12"x12"



OCTOGONAL

- 2"x2"
- 4"x4"
- 6"x6"
- 8"x8"
- 10"x10"
- 12"x12"



SAN FELIPE

SMALL

7 1/2" x 6 3/8"

MEDIUM

12" x 8 3/4"

LARGE

13" x 10 3/4"



HEX

- 2"x2"
- 4"x4"
- 6"x6"
- 8"x8"
- 10"x10"
- 12"x12"

RIVIERA

MINI
4"x4"

SMALL

5 1/4" x 5 1/2"


MEDIUM

6 1/2" x 8"

LARGE

8 1/2" x 9 3/4"





CROSS AND STAR

- 2"x2"
- 4"x4"
- 6"x6"
- 8"x8"
- 12"x12"

TRAIL

- 5"x5"
- 5 3/4"x 5 3/4"



PAVER

- 12"x12"



PETATILLO

- 4" x 8"
- 3" x 12"
- 4" x 12"
- 6" x 12"
- 8" x 16"


STEP

- 6" x 12"
- 12" x 12"



PIQUET

- 3 1/4" x 6 1/4"
- 4" x 11 1/2"
- 5 3/4" x 11 5/8"
- 4 5/8" x 16 1/2"
- 4 7/7" x 20 3/4"





SEALER



WHITE



GREY



BLACK



HONEY

AVAILABLE



WAX MAHOGANY


FINISHES



PREV.CLARO



MEDIUM PREV



DARK ANT



WAX LEATHER




TABACCO WAX

FIREPITS



HELIOS



SPECIFICATIONS

| | |
|------------------------|--|
| Overall Height | : 22" |
| Base Dimensions | : 60" X 36" |
| Weight | : 864 lbs |
| Color Options | : French Gray · Adobe · Mesa Buff · Graphite · Kailua · Terra Cota |
| Texture Options | : Smooth · Foundry Etched · Light Sandblast · Medium Sandblast · Heavy Sandblast |
| Material | : GFRC |

FEATURES & UPGRADES

- Fiberglass Liner.


SPECIFICATIONS

| | |
|------------------------|--|
| Overall Height | : 18" |
| Base Dimensions | : 42" X 42" |
| Weight | : 437 lbs |
| Color Options | : French Gray · Adobe · Mesa Buff · Graphite · Kailua · Terra Cota |
| Texture Options | : Smooth · Foundry Etched · Light Sandblast · Medium Sandblast · Heavy Sandblast |
| Material | : GFRC |

FEATURES & UPGRADES

- Fiberglass Liner.

SOLARA



SPECIFICATIONS

| | |
|------------------------|--|
| Overall Height | : 18" |
| Base Dimensions | : 58" X 36" |
| Weight | : 527 lbs |
| Color Options | : French Gray · Adobe · Mesa Buff · Graphite · Kailua · Terra Cota |
| Texture Options | : Smooth · Foundry Etched · Light Sandblast · Medium Sandblast · Heavy Sandblast |
| Material | : GFRC |

FEATURES & UPGRADES

- Fiberglass Liner.


SPECIFICATIONS

| | |
|------------------------|--|
| Overall Height | : 20" |
| Base Dimensions | : 78" X 32" |
| Weight | : 667 lbs |
| Color Options | : French Gray · Adobe · Mesa Buff · Graphite · Kailua · Terra Cota |
| Texture Options | : Smooth · Foundry Etched · Light Sandblast · Medium Sandblast · Heavy Sandblast |
| Material | : GFRC |

FEATURES & UPGRADES

- Fiberglass Liner.

SOLEIL




SPECIFICATIONS

| | |
|------------------------|--|
| Overall Height | : 18" |
| Base Dimensions | : 48" X 48" |
| Weight | : 580 lbs |
| Color Options | : French Gray · Adobe · Mesa Buff · Graphite · Kailua · Terra Cota |
| Texture Options | : Smooth · Foundry Etched · Light Sandblast · Medium Sandblast · Heavy Sandblast |
| Material | : GFRC |

FEATURES & UPGRADES

- Fiberglass Liner.

SOL



SPECIFICATIONS

Overall Height : 18"

Base Dimensions : 48" X 48"

Weight : 551 lbs

Color Options : French Gray · Adobe · Mesa Buff ·
Graphite · Kallua · Terra Cota

Texture Options : Smooth · Foundry Etched · Light
Sandblast · Medium Sandblast ·
Heavy Sandblast

Material : GFRC

FEATURES & UPGRADES

- Fiberglass Liner.

KETCH



SPECIFICATIONS

Overall Height : 18"

Base Dimensions : 72" X 24"

Weight : 445 lbs

Color Options : French Gray · Adobe · Mesa Buff ·
Graphite · Kailua · Terra Cota


Texture Options : Smooth · Foundry Etched · Light
Sandblast · Medium Sandblast ·
Heavy Sandblast

Material : GFRC

FEATURES & UPGRADES

- Fiberglass Liner.

PYRA



SPECIFICATIONS

Overall Height : 18"

Base Dimensions : Diameter - 36"

Weight : 369 lbs

Color Options : French Gray · Adobe · Mesa Buff ·
Graphite · Kailua · Terra Cota

Texture Options : Smooth · Foundry Etched · Light
Sandblast · Medium Sandblast ·
Heavy Sandblast

Material : GFRC

FEATURES & UPGRADES

- Fiberglass Liner.

LUMA



SPECIFICATIONS

Overall Height : 21"

Base Dimensions : Diameter - 48"

Weight : 733 lbs

Color Options : French Gray · Adobe · Mesa Buff ·
Graphite · Kailua · Terra Cota


Texture Options : Smooth · Foundry Etched · Light
Sandblast · Medium Sandblast ·
Heavy Sandblast

Material : GFRC

FEATURES & UPGRADES

- Fiberglass Liner.

SOLIS



SPECIFICATIONS

Overall Height : 18"

Base Dimensions : Diameter - 48"

Weight : 580 lbs

Color Options : French Gray · Adobe · Mesa Buff ·
Graphite · Kailua · Terra Cota


Texture Options : Smooth · Foundry Etched · Light
Sandblast · Medium Sandblast ·
Heavy Sandblast

Material : GFRC

FEATURES & UPGRADES

- Fiberglass Liner.

LESMA



SPECIFICATIONS

Overall Height : 16"

Base Dimensions : 78" X 24"

Weight : 1376 lbs

Color Options : French Gray · Adobe · Mesa Buff ·
Graphite · Kailua · Terra Cota


Texture Options : Smooth · Foundry Etched · Light
Sandblast · Medium Sandblast ·
Heavy Sandblast

Material : GFRC

FEATURES & UPGRADES

- Fiberglass Liner.


COLORS



BLEACHED LIMESTONE




KILN RED




ANCIENT SAND



ARCHITECTURAL GRAY



ARROYO CLAY



LICHEN STONE

FINISHES

LIGHT SANDBLAST



HONED



SMOOTH



FOUNDRY ETCHED



PLANTERS



ROUND PLANTERS

ABELIA



BARBERRY




BRAIRWOOD



CURLEW



CAMPHOR



| D | H |
|-----|-----|
| 28" | 36" |
| 30" | 30" |
| 24" | 24" |
| 17" | 17" |
| 14" | 12" |
| 10" | 10" |

| D | H |
|-----|-----|
| 28" | 42" |
| 24" | 36" |
| 21" | 24" |

| D | H |
|-----|-----|
| 30" | 22" |
| 24" | 18" |
| 18" | 15" |
| 15" | 11" |
| 11" | 8" |

| D | H |
|-----|-----|
| 26" | 30" |
| 20" | 24" |
| 15" | 17" |
| 12" | 14" |
| 8" | 11" |

| D | H |
|-----|-----|
| 36" | 36" |
| 36" | 30" |
| 30" | 30" |
| 30" | 25" |
| 20" | 20" |

ROUND PLANTERS

LA COSTA



LEUCADIA



ORCHIDIA



PALOMAR



SOLANDRA



| D | H |
|-----|-----|
| 26" | 36" |
| 22" | 28" |
| 18" | 23" |

| D | H |
|-----|-----|
| 96" | 12" |
| 48" | 12" |

| D | H |
|-----|-----|
| 21" | 20" |

| D | H | At top |
|-----|-----|--------|
| 22" | 36" | 19" |

| D | H |
|-----|-----|
| 30" | 22" |
| 20" | 18" |
| 13" | 13" |

ROUND PLANTERS

STATICE



KALMIA



HAWTHRONE



SEAWARD



SPINDRIFT



| D | H |
|-----|-----|
| 16" | 16" |
| 12" | 12" |
| 10" | 10" |

| D | H |
|-----|-----|
| 14" | 24" |

| D | H |
|-----|-----|
| 20" | 20" |

| D | H |
|-----|-----|
| 27" | 13" |

| D | H |
|-----|-----|
| 31" | 40" |

ROUND PLANTERS

WINDCREST



| D | H |
|-----|-----|
| 20" | 42" |

SEASCAPE



| D | H |
|-----|-----|
| 17" | 17" |
| 21" | 22" |
| 28" | 21" |
| 35" | 28" |


MANZANA



| D | H |
|-----|-----|
| 30" | 22" |
| 20" | 18" |
| 13" | 13" |

SQUARE PLANTERS

BATIQUITOS



| L | W | H | Base |
|-----|-----|-----|------|
| 18" | 18" | 29" | 12" |
| 17" | 17" | 22" | 11" |
| 15" | 15" | 15" | 10" |


MARGUERITE



| L | W | H |
|-----|-----|-----|
| 36" | 36" | 30" |
| 36" | 36" | 24" |
| 29" | 29" | 29" |
| 24" | 24" | 29" |
| 24" | 24" | 24" |
| 20" | 20" | 20" |


SQUARE PLANTERS

LONICERA



| L | W | H |
|-----|-----|-----|
| 14" | 14" | 30" |

SORA




| L | W | H |
|-----|-----|-----|
| 16" | 16" | 24" |
| 14" | 14" | 24" |
| 11" | 11" | 24" |

RECTANGLE PLANTERS

ROBINEA



KESTREL



| L | W | H |
|-----|-----|-----|
| 96" | 24" | 24" |
| 96" | 24" | 18" |
| 72" | 36" | 36" |
| 72" | 24" | 24" |
| 60" | 16" | 20" |
| 48" | 16" | 20" |
| 48" | 12" | 18" |
| 40" | 12" | 32" |
| 39" | 16" | 16" |
| 36" | 8 | 24" |
| 24" | 12" | 30" |

| L | W | H |
|-----|-----|-----|
| 42" | 14" | 14" |

SPECIAL PLANTERS

ALLYSSUM




| D | H |
|-----|-----|
| 29" | 36" |
| 25" | 27" |
| 20" | 20" |

ELEGANZA



| D | H |
|-----|-----|
| 14" | 26" |
| 14" | 17" |


DAYLILY



| L | W | H | Base |
|-----|-----|-----|------|
| 24" | 24" | 26" | 16" |
| 22" | 22" | 22" | 14" |
| 20" | 20" | 20" | 13" |

SPECIAL PLANTERS

SAXXONY



| L | W | H |
|-----|-----|-----|
| 24" | 24" | 16" |

VINEA



| D | H |
|-----|-----|
| 30" | 28" |
| 24" | 23" |
| 20" | 19" |

LANTANA



| L | W | H |
|-----|-----|-----|
| 20" | 20" | 36" |


SPECIAL PLANTERS

PONTO



| D | H |
|-----|-----|
| 36" | 18" |

KARTOS




| D | H |
|-----|-----|
| 24" | 30" |

POINSETTIA



| D | H |
|-----|-----|
| 36" | 18" |

COLORS




BLEACHED LIMESTONE




HILL RED




ANCIENT SAND



ARCHITECTURAL GRAY



ARROYO CLAY




LICHEN STONE

FINISHES

LIGHT SANDBLAST



HEAVY SANDBLAST



SMOOTH



MEDIUM SANDBLAST





CHECK OUT OUR WEBSITE



CHECK OUT OUR WEBSITE

SCAN ME

EMAIL : SALES@SUNSETPRODUCTS.NET