



Life in Maine NY Before Electricity

for
Binghamton University Lyceum
hosted by
Nanticoke Valley Historical Society
Janet W. Bowers Museum
13 Nanticoke Road Maine NY



Phil Childs
Jo Childs
Sue Lisk- Curator
Sandy Rozek
Carla Sullivan

Tuesday September 24, 2019₁

Lyceum Class	September 24, 2019
10 AM – 11:15 AM 	Power Point/with built in artifacts demonstration
11:15 – 11:25	Break/Snacks feel free to snack during presentation Check our art gallery – current show photographs by Greg Chianis.
11:30 – 12:00	Tour of second floor museum “The Women’s Story”/ Children’s Story* or if you wish: Tour of Men’s Story first floor. Or both *Not handicap accessible
12:00 – 12:40	Lunch
12:45 PM – 12:50	Car Pool to Pitcher’s Mill
12:55 - 1:30 	Tour of 1830 Pitcher’s Grist Mill* *Not handicap accessible or if you wish: Tour of the 1845 One room school house

Life in Maine NY Before Electricity

Tuesday September 24, 2019

10 AM – 1:30 PM

1850 Janet Bowers Museum

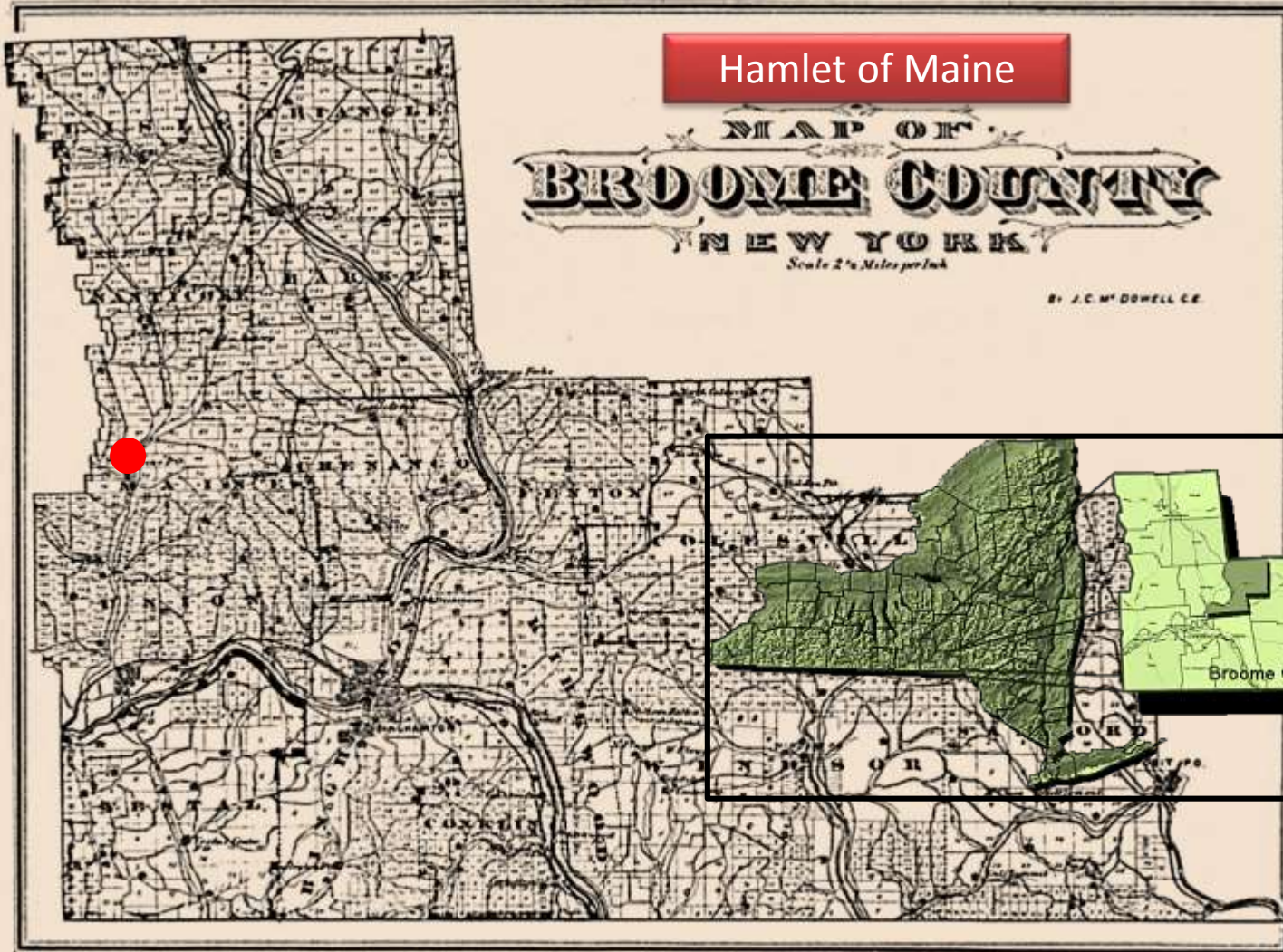
13 Nanticoke Road Maine NY 13802

COURSE DESCRIPTION: 1922 marked the year that electricity reached rural Maine, NY. Maine was first settled in 1793, incorporated in 1848 as a hamlet that was surrounded by small family farms. What did the individuals and families do prior to the introduction of “labor saving electrical devices”: how did they entertain themselves, what tools and machines were available? What was the typical life like for children and adults prior to 1922?

Table of Contents

1. Nanticoke Valley Historical Society 4-7
2. A Simpler Time.....
3. Home Kitchen/Food/Chores 8 – 27
4. Lighting 28-30
6. Heating/Water/Toilet 31 – 35
7. Phone service/Entertainment 36 - 48
8. Clothing/Shoes/ 46 – 48
9. Shopping 49 - 64
10. Transportation 37 – 42
11. Agriculture 43 - 49
12. Being a Child 73 - 88
13. Early Maine & Pitcher’s Grist Mill 89 - 102

Hamlet of Maine



Source: *Combination Atlas Map of Broome County New York*. Philadelphia: Everts, Ensign & Everts, 1876, p. 14.

1876 Broome County Atlas

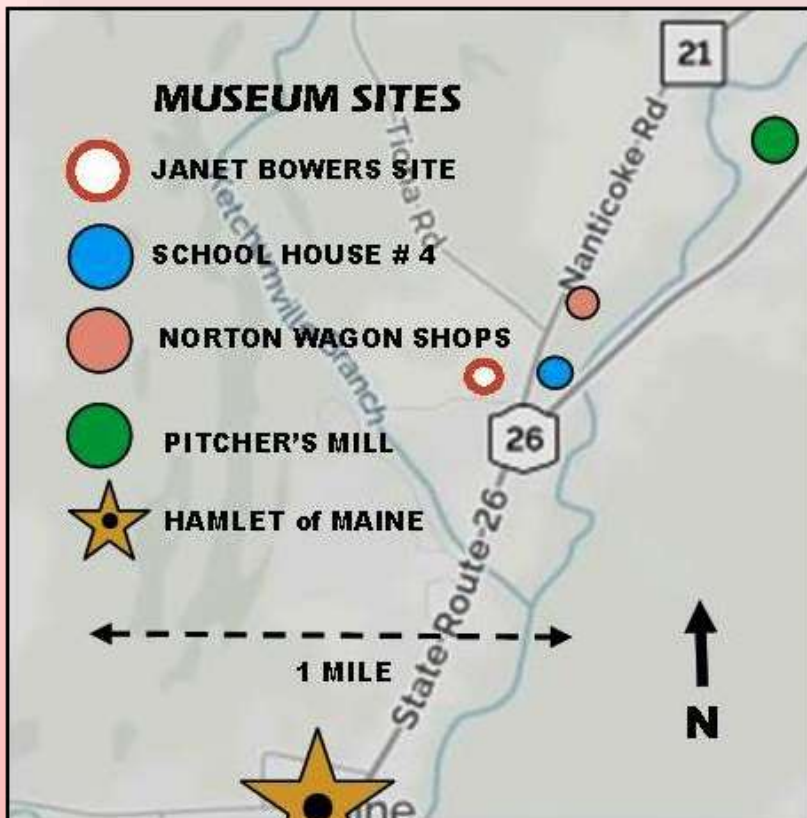


Circa 1850 Janet W. Bowers Museum
Circa 1840 Norton Wagon Shops



Circa 1845 One room school house
Circa 1830 Pitcher's Grist Mill





NVHS Museum Sites
 located at 13 Nanticoke Road
 Corner of Route 26 & Nanticoke Road
 P.O. Box 75
 Maine NY 13802

<http://nanticokevalleyhistoricalsociety.com/>


[https://www.facebook.com/
 NanticokeValleyHistoricalSociety/](https://www.facebook.com/NanticokeValleyHistoricalSociety/)

The Nanticoke Valley Historical Society, formed in 1969, is a 501 (C) (3) organization that is charged with collecting and educating the community of the historical past of the region. We have three building open to tour; our 1850 two story Janet Bowers museum which houses an art gallery along with exhibits highlighting the lives of men, women and children and a meeting room, located at 13 Nanticoke Road, our 1830 Pitcher's Grist Mill located at 2819 NYS Route 26, and our 1845 one room school house #4 located at 14 Nanticoke Road.





Panoramic View of Maine NY, taken around 1900.
View looking southeast.



A SIMPLER TIME...
The Good Ole Days



Just a few miles west of here, near Newark Valley, a community of Amish families have chosen a world without electricity". What are they missing? What are they gaining?

We have all experienced times without electricity, waiting for the power to be restored. Let's spend a few moments to reflect what it would be like if the lose was permanent.

PLEASE DISCUSS WITH A PERSON NEAR YOU:

What in the most important use of electricity for you? One you could not possibly live without.

1. The Kitchen/Food/Chores
2. Lighting
3. Home Systems; Heating/Cooling, Water, Sanitation
4. Communication/Entertainment
5. Anything else!!!

A MOMENT TO SHARE.

Power comes to Maine NY around 1922, along with much of the rest of rural America. Today we will explore a little bit of what life was like in Maine NY prior to 1922.

Electrical service came to Maine around 1922 and was widespread in the 1930's. The earliest settlers, arriving in 1793, came from the New England states and the Wyoming Valley PA. They found themselves in an old growth forested region containing abundant game. Land was secured from group of investors who purchased this land known as the "Boston Purchase." The settlers cleared the land for use as family farms and early life in the region was centered around a few "industries." Lumber was the primary resource to be exploited and once land was cleared farming came to the forefront. The farms grew grains (rye, wheat, oats, buck wheat, corn) , hay, produced dairy products and eggs. Sawmills, grist mills and tanneries flourished in the region. The town served the farming community until the late 1800's when people started to commute to work in the factories of Binghamton, Johnson City and Endicott.



IN THE KITCHEN

- Cooking
- Icebox
- Root Cellar
- Churning Butter
- Ice Cream

CHORES

- Washing Clothes
- Washing Dishes
- Cleaning Rugs

HOME COMFORTS

- Lighting
- Heating
- Water
- Toilet
- Communication
 - Telephone
 - Mail Service

ENTERTAINMENT/SOCIAL

- Music
- Books
- Community Band/Concerts
- Churches
- Social/Fraternal Organizations

APPARAL

- Making Yarn/Cloth
- Shoes
- Sewing Machine

SHOPPING

- In town
- Peddlers

TRAVEL

- Wagons/Sleighs
- Bicycle

AGRICULTURE

CHILDREN & the
NANTICOKE VALLEY

PITCHER'S GRIST MILL
2519 NYS Route 26

SELECTED REFERENCES


THE KITCHEN



Cooking was a strenuous part of a woman's work day, with most cooking implements made of Cast iron. Wood and water had to be carried in, making for hot, exhausting work in the summer. Most women learned to cook by observing their mothers in the kitchen. Photo of Mrs. Franck Taylor Bowers posing for this photo.

ICE BOXES

“Into the 1930s, households used large blocks of ice to keep food cold in "iceboxes." This photo is from the 1920s. Courtesy of the Sloane Collection. By the end of the 1800s, many American households stored their perishable food in an insulated "icebox" that was usually made of wood and lined with tin or zinc.”



https://www.google.com/search?q=old+fashioned+ice+box&rlz=1C1CHBF_enUS863US863&tbm=isch&source=iu&ictx=1&fir=LZt_kqycmDDNjJM%253A%252CE2NyRviiPt-mcM%252C_&vet=1&usg=AI4_kSYrdr7XXL0EHIfyNteSd6Bk9x93Q&sa=X&ved=2ahUKEwj4sNPWitvkaAhVEY8AKHUcrB-UQ9QEwAHoECACQBg#imgrc=1q7-ilggP7ROuM:&vet=1

ROOT CELLARS

“Vegetables stored in the root cellar primarily consist of potatoes, turnips and carrots. Other food supplies placed in the root cellar over the winter months include beets, onions, jarred preserves and jams, salt meat, salt turbot, salt herring, winter squash, and cabbage. A potato cellar is sometimes called a potato barn or potato house.”

https://en.wikipedia.org/wiki/Root_cellar



https://www.google.com/search?q=root+cellars&rlz=1C1CHBF_enUS863US863&source=lnms&tbm=isch&sa=X&ved=0ahUKEwj02KjUkNvkAhXpShUIHYeLAoIQ_AUIEigB&biw=940&bih=708#imgrc=YrcmQD1IYEQY1M:



HOME CANNING

“Conventional **canning** as we know it today began with Nicolas Appert, the original Food in Jars guy. A Parisian confectioner and chef, Nicolas began experimenting with preservation during the late 1700s, and he successfully preserved foodstuffs, such as soups, vegetables, juices, and even dairy, more or less.”

<https://www.thekitchn.com/breakthroughs-in-food-science-canning-218083>

<https://www.loc.gov/pictures/resource/cph.3g12661/>



“The **Mason jar** was first invented by John Landis **Mason**. He created and patented a glass **jar** to be used in home **canning** and food preservation. That was back in **1858**.”



1914

Churning Butter



How to Make Homemade Butter in a Jar

<https://happyhooligans.ca/homemade-butter/>

“Step One: Fill your jar half way with cream.

Step Two: Put the lid on tightly and **SHAKE** it like crazy!

After a minute or two, the cream will **thicken**, and you won't hear liquid sloshing around anymore.

Keep shaking.

As the Cream thickens, you get Whipped Cream!

About halfway through, I take the lid off to show the kids what's happening inside the jar. The cream has turned into **whipped cream!** And yes, we grab a spoon, and taste some.

Once again, pop the lid back on, and shake it for another minute or so, until the butter has formed a **solid mass**.

Pop the lid back on, and keep shaking. After a few more minutes, you'll hear liquid **sloshing** around in the jar again. The first time I made butter, I thought something had gone wrong, and that the whipped cream had thinned back into cream.

Buttermilk!

But a peek inside will reveal that the sloshing is the buttermilk separating from the butter that's starting to solidify in the jar.

Almost ready!

Once again, pop the lid back on, and shake it for another minute or so, until the butter has formed a **solid mass**.

We made BUTTER!

Pour off the buttermilk, and shake the butter out of the jar.

Be sure to save your buttermilk for baking.”

Why does milk turn to butter?

Making **butter** essentially just requires the extensive churning (shaking up) of cream or very fatty **milk**. ... Well as you churn the **milk** the membranes of fat in the cream are broken so fat droplets can more easily join together forming larger fat droplets

For a more scientific answer go to: <https://www.scientificamerican.com/article/bring-science-home-shaking-butter/>

ICE CREAM

"Gem" Ice Cream Freezer

Which we have sold over 100 of without a word of fault and we can recommend them in every way
Cedar Tubs.

Covered Gears,
Heavy Castings.

Use Little Ice.
Triple Motion.
Adjustable Floats.

Be Sure and See Them Before You Buy.



**IT IS TURNED
BY A CRANK,**

Sold by a Frank and saves money like a bank—
the great Lightning Ice Cream Freezer. Less ice,
less salt, less time, less energy; and "lest you forget"
we say it yet, there's coolness in the *fr* *fr* *fr*

"LIGHTNING."

**RUNS
EASY**

"To sweat or to swing!" That's the question. Whether it is nobler to suffer the intense heat of a long summer or to enjoy the cool breezes from a comfortable Hammock? If you prefer the latter then give us a call and be convinced that our line of Hammocks are low in price, high in quality and right in make.

THE FRANK OWENS HARDWARE COMPANY.

Advertisement Winning Third Prize, Awarded Miss Henrietta Davis.

<https://oldapplianceads.com/vintage-ice-cream-makers/>

TRIPLE MOTION White Mountain Freezer

THE "WORLDS BEST" ICE CREAM FREEZER

Ice Cream versus Pudding and Pie

BY ACTUAL TEST

Two apple pies made ready to put into the oven in thirty-five minutes (to say nothing of the baking). Two quarts of delicious ice cream mixed, frozen and packed ready to serve in twenty-one minutes and no hot fire to fuss over. That's why we say: "Ice cream made the right way with a White Mountain Freezer is easier to make than a pudding or pie." We have proved it—so can you. If you don't know the right way ask your dealer for our folder or write to us direct.

THE WHITE MOUNTAIN FREEZER CO.
Nashua, New Hampshire



“Hand-cranked machines' ice and salt mixture must be replenished to make a new batch of ice cream. Usually, rock salt is used. The salt causes the ice to melt and lowers the temperature in the process, below fresh water freezing, but the water does not freeze due to the salt content. The sub-freezing temperature helps slowly freeze and make the ice cream.”

“The origin of ice-cream. An ice-cream-like food was first eaten in China in 618-97AD. King Tang of Shang, had 94 ice men who helped to make a dish of buffalo milk, flour and camphor. A kind of ice-cream was invented in China about 200 BC when a milk and rice mixture was frozen by packing it into snow.”

“Nancy Johnson patented the first hand-cranked model in **1843**. She then sold the patent to William Young, who marketed the machine as the "Johnson Patent Ice-Cream Freezer". https://en.wikipedia.org/wiki/Ice_cream_maker



“In 1902, the Pitcher twins, Inah and Inas, take their milk to the Niles creamery. This creamery produced **26,828 pounds of butter** in 1902.”



"The Old Creamery," Painting by C. Stratton 1964

WASHING CLOTHES

“**Monday was laundry day.** It was a full **day's** work, starting with hauling in the water and putting it on the stove to heat. ... Then the pieces, heavy with water, were twisted by hand to remove as much of the water as possible before being dumped into another tub of (cold) water for a rinse.”





1912

“Alice Loomis had to heat up the water and haul it to the basin. She used Fels-Naptha soap or soft soap she made at home. The washboard in the background is at the ready to remove any stains on the clothing.”

“ A tub of hot water, a washboard in a wooden frame with somewhere to rest the bar of laundry soap in pauses from scrubbing - this is a familiar image of how our great-grandmothers washed the laundry. It's not wrong, but it's only part of the picture. Factory-made washboards with metal or glass scrubbing surfaces certainly spread round the world in the 19th and early 20th centuries, and bars of soap were cheap and plentiful by the late 1800s, but there were other ways of tackling the laundry too.



It may seem odd to say that using soap generously was a modern, "advanced" way of tackling dirty laundry, but in 1800 **soap was used economically**. It was mixed into hot water for the main wash, and extra might be used for spot stain treatment, but everyday linen might still be cleansed with **ash lye**. Some of the poorer people in Europe continued to wash their "ordinary" things with no soap or minimal soap. Laundry soap was often the cheap, soft, dark soap that was fairly easy to mix into hot water. Before the 19th century hard soap could be made at home by people who had plenty of ashes and fat, with warm, dry weather and salt to set the soap. If you bought it, you would buy a piece cut from a large block.”

<http://www.oldandinteresting.com/history-of-washing-clothes.aspx>

DISH WASHING



Alice Johnson Loomis 1912

“In 1850, Joel Houghton patented a **wooden machine with a hand-turned wheel that splashed water on dishes**. It was hardly a workable machine, but it was the first patent. Then, in the 1860s, L. A. Alexander improved the device with a geared mechanism that allowed the user to spin racked dishes through a tub of water. Neither of these devices was particularly effective.

In 1886, Cochran proclaimed in disgust, "If nobody else is going to invent a dish washing machine, I'll do it myself." And she did. Cochran invented the first practical dishwasher. She designed the first model in the shed behind her house in Shelbyville, Illinois. Her dishwasher was the first to use water pressure instead of scrubbers to clean the dishes. She received a patent on December 28, 1886.

Cochran had expected the public to welcome the new invention, which she unveiled at the 1893 World's Fair, but only hotels and large restaurants were buying her ideas. It was not until the 1950s that dishwashers caught on with the general public.

Cochran's machine was a hand-operated mechanical dishwasher. She founded a company to manufacture these dishwashers, which eventually became KitchenAid.”

<https://www.thoughtco.com/josephine-cochran-dishwasher-4071171>

CLEANING CARPETS

“Before there were vacuum cleaners carpets were all area rugs. They were taken outside and put on the cloths line and beat out with a wire carpet beater. Wall to wall carpet was not common until after WWII.



Jessie Alice Dudley and Mother Alice



https://www.google.com/search?q=vacuum+cleaner+before+electricity&rlz=1C1CHBF_enUS863US863&source=Inms&sa=X&ved=0ahUKEwiT4urvdrkAhXtguAKHdQoBAQQ_AUIDSgA&biw=940&bih=708&dpr=1.1

LIGHTING SOURCES

Lighting Sources:

Prior to electrical lights.

- Fireplace- wood fire
- Candles - home made
- Kerosene Lantern 1846 -
- Whale oil lantern
- Sunlight



<http://www.allposters.com>



“In the year **1846**, medical doctor and geologist Abraham Gesner, by distilling coal, produced a clear fluid. He noticed that when the fluid is placed in a lamp with a wick it burns with a bright yellow flame, much brighter than burning oil. He named the fluid **kerosene** from the Greek “keroselaion” which means “wax oil”. At first, kerosene was too expensive. But when it was found that kerosene could be extracted from petroleum its price became affordable and at the same time, that triggered worldwide race for oil. First modern kerosene lamps are invented by Ignacy Łukasiewicz, inventor from Poland and Robert Edwin Dietz from USA, at the same time, independent of each other in the year **1853**. Their main characteristics were great portability which widened their use and strong light. All kerosene lamps have container for kerosene and a wick or mantle for a light source protected with a glass globe or a tube.” <http://www.historyoflamps.com/lamp-history/history-of-kerosene-lamp/>

“A **lumen** is a unit used for measuring brightness. A **kerosene lamp or a candle gives off about 11 lumens** By comparison a 100 watt incandescent light bulb provides 1,600 lumens, which is labeled on most packaging. “ 100 x <http://www.energyfordevelopment.com/2010/03/measuring-household-lighting.html>

LIGHTING SOURCES

To the right is an oil lamp once sold by the Rockefellers. It was initially owned by Gordon Woodward's grandmother who's family settled in Union Center in 1792.

Note John D. Rockefeller was born July 8, 1839, Richford, NY. "Old William Rockefeller came to the US from Germany and settled in this area. He grew potatoes. William and his wife had two sons who started making and selling these lamps to promote the use of this newly discovered oil instead of whale oil. This didn't last long as electric lighting was soon invented."

Shirley Woodward, who is a Charter member, has donated many pioneer items to our museum over the years. Many of her items are important parts of our exhibits. These artifacts once belonged to the Woodward, Ketchum and Howard families of Union Center.



Bowers family and John D. Rockefeller



Clement Bowers
and family dog Bibbs,
c.1902 taken by his brother Franck



“Possible image of John D. Rockefeller, the partner of Lamont Bowers who is the father of Clement Bowers, the infant seated on the man's lap. Bowers as the financial advisor to Rockefeller and helped run his operation in both New York and Colorado.” Bowers Collection of Broome County Historical Society

<http://nyheritage.nnyln.net/cdm/landingpage/collection/p261501coll8>

HEATING

Home heating

- Fireplace
- Stoves

“A **potbelly stove** is a cast iron wood burning stove, round with a bulge in the middle. The name is derived from the resemblance of the stove to that of a fat man's pot belly. They were designed to heat large spaces and were often found in one-room schoolhouses. The flat top of the fireplace allowed for cooking of food, or the heating of water.”

https://en.wikipedia.org/wiki/Potbelly_stove

Fireplaces are especially inefficient however the wood supply was abundant. Homes had no insulation and were drafty. Many old homes in the town have found newspaper covering the inside of the walls. It is historically fascinating however not good for insulating the house.



Pot belly stove 1880

Drinking Water sources:

- Springs
- Wells
- Hand pump



<http://www.eline.html>



common well or cistern pump came out about **1880**

TOILET/ OUTHOUSE

Toilet

- Out houses
- Chamber pots



TOILET/ OUTHOUSE

1. **“There’s meaning behind the moons and stars:** Moon and star cut-outs are commonly found on outhouse doors, allegedly dating back to colonial times when literacy levels were low. “They serve two purposes,” explains Loose. “Basically, they’re for lighting but the other purpose was to tell the difference between the male and the female outhouses.” A **crescent moon symbolized a female** and a star a male. However, he says that if families had a single outhouse, it most likely had a moon on it.
2. **Two-seater outhouses aren’t as strange as you think:** Have you ever used an outhouse that had two seats and thought, “Huh?” Turns out, traditional two-seater outhouses have two holes for different-sized behinds: a bigger one for adult bottoms and a smaller one for kids
3. **Outhouse digging isn’t what you think:** Believe it or not, some people cash in on outhouse holes of the past. “In the 1700s, 1800s, and early 1900s, [the outhouse] was also the garbage disposal,” Loose explains. “People would not only use their outhouse to go to the bathroom, they would throw trash into the hole. There are people out there called outhouse diggers who do nothing but dig in places where they think old outhouses were. Usually what they find are really old bottles like medicine bottles, codeine, whisky bottles, you name it.”

<https://cottagelife.com/outdoors/10-things-you-probably-didnt-know-about-outhouses/>

TOILET/ OUTHOUSE

4. The Sears catalogue collection: Have you ever seen a vintage Sears catalogue in an outhouse, or even framed pictures of them? It's actually a tribute to the popular makeshift toilet paper of the past. "Toilet paper was a luxury," says Loose. "Sears would always send out these catalogues that were two or three inches thick with black-and-white grainy paper. The farmers would take these catalogues and when they were done with them, put them out in the outhouse and use them to wipe with."

5. What happens when an outhouse fills up?

Whenever the outhouse smells worse than usual, the owner adds more lime. When the hole fills up, the owner scoops out the waste and hauls it away or uses it to make fertilizer. After the hole is scooped out, it can be used again. ... The problem with traditional outhouses is that they can contaminate ground water."



TELEPHONES




In the late 1800's the Bell and York State Telephone companies set up in Maine. This photograph shows Nel Gates at the central switchboard, which she ran out of her home on McGregor Avenue, in the Hamlet of Maine. In 1952 the last hand-crank call occurred in Maine, which was the last community in NYS to convert to a dial telephone system.



TELEPHONES

These hand cranked phones make their own electricity, so they were in use well before electricity came to town in 1922. Maine's first telephones were in 1878



[Alexander Graham Bell](#) was awarded the first U.S. patent for the invention of the telephone in 1876.



<https://www.ebth.com/items/6350619-antique-monarch-oak-wall-crank-telephone>

POST OFFICE

“The Maine Post Office was established in 1828. The first postmaster of Maine was John C. Curtis. The Maine Post Office continues in operation today with a Zip Code of 13802.”

[The Post Offices of Maine](#)

<http://www.broome-county-postal-history.com/covers16.html>



Maine 1850



East Maine 1860



Glen Aubrey 1907

ENTERTAINMENT



MAINE COMMUNITY BAND 1861



“ Founded in 1861, The Maine Community Band is believed to be one of the oldest community bands in the United States. While we do not know for certain the exact reason for the founding, it seems a logical suggestion might be that the band was formed to play for Union soldiers departing to fight in the U.S. Civil War. In any event, records and diaries reveal the existence of a band in Maine since 1861.

The years following the Civil War brought us into a golden age of community bands. Many immigrants from Europe brought their instruments with them and the proliferation of instrument manufacturers and composers led to new forms of popular music. Since this era was pre-radio, the only manner to enjoy this new and popular music was to form a band and play for the local community. The band would be called upon to perform for church socials, clambakes, political rallies and other community events.”

<http://www.maineband.com/about.htm>

STRIKE-UP THE BAND!



Photograph of the Maine Community Band in the *Maine Cemetery* taken in **1861**.

"This band, consisting mostly of brass and percussion instruments contained several over-the-shoulder horns. These instruments were only popular during the Civil War, when the band needed to be heard by the following army."

"Members included: N.B, Wright, George Hathaway, E.E. Todd, Henry Marean, F.W. Hovey, **Dwight Dudley**, Myron Lewis and W.O. Lincoln."

Pg. 114 *Maine and The Nanticoke Valley* by Susan H. Lisk



Maine Community Band
playing in the Pagoda
July 4, 1907



1907 - Fourth of July celebration on Main Street (Route 26). The large building was the Tymeson Brothers store which today is the Maine Post Office. The Pagoda was in the center of the road then, today's Pagoda is a reproduction built in 1976.

MAINE AGRICULTURAL FAIR GROUND 1875 - 1883

1876



The first fair was in October 1875. Fairs were held until 1883. This was located just to the south of where Maine Memorial Elementary School is today. Today this area is an open field and the hills are covered with trees.

CHURCHES



*Methodist –
Episcopal Church
Maine NY,”* The
Methodist church
was dedicated
October 17, 1850 by
Rev. J.M. Snyder and
burned down
5.9.1928.



Federated church of Maine
– celebrating 200 years
Maine Congregational Church
1819 -



1910 Photo of Maine Baptist Church
Started in 1935

GROUPS/ORGANIZATIONS FOUND IN EARLY MAINE NY

- Free and Accepted Masons Lodge #399 Started 1856
- The Ashlar Club – Fellowcraft Club
- Maine Chapter #599 O.E.S. Organized 1916
Eastern Star
- Sherwood Lodge Knights and Ladies of the Golden Star 1884
- Knights of Honor - 1877
- Young Men's Christian Association - 1879 – 1893
- Improved Order of Red Men, Unas Tribe #73 – 1885
- Nanticoke Valley Grange 1875 / Union Center Grange #1153 organized 1908
- Home Bureau organized 1917
- Grand Army of the Republic – Howard Post #62 , #474 Organized after 1866
- Maine Community Band – organized 1861
- Women's Home Missionary Society 1892
- Temperance League
- Maine Village Farmers Club 1874
- Maine Agricultural Fair Fall 1875 - 1883
- Baseball Teams; Union Center, Maine (1867), Glen Aubrey (1867)
- The Maine News Weekly Newspaper 2.9.1876


Making yarn

MAKING CLOTH: FLAX, HEMP , WOOL



Saxony wheel for flax, hemp, and wool

“Flax It is a food and fiber crop that is cultivated in cooler regions of the world. The textiles made from flax are known in the Western countries as linen, and traditionally used for bed sheets, underclothes and table linen.”



www.alamy.com - B72FX6


walking wheel for cotton

<http://www.alamy.com/stock-photo/pioneer-woman-spinning.html>


Footwear

JORDAN, MARSH AND COMPANY, 221


MEN'S BOOTS AND SHOES.— Concluded.




No. 94. Men's Bright Dongola Opera Slippers, genuine hand sewed and turned, C. S. last, patent trimmed. Sizes, 5 to 11. Widths, M, F, FF. Price, \$1.50.



No. 96. Men's, Boys', and Youths' Russet Tampico Goat Opera Slippers, opera last, hand sewed. Widths, M, F, FF. Men's sizes, 6 to 11. Price, \$1.50. Boys' sizes, 2½ to 5½. Price, \$1.35. Youths' sizes, 11 to 2. Price, \$1.20.




No. 95. Men's, Boys', and Youths' Patent Calf Oxford Ties, for dress occasions, hand sewed and turned. Men's sizes, 6 to 10½; price, \$2. Boys' sizes, 2½ to 5½; price, \$1.75. Youths' sizes, 11 to 2; price, \$1.50. Widths of all, S, M, F, FF.




No. 97. Men's, Boys', and Youths' Patent Calf Pumps, for dress occasions, hand sewed and turned. Men's sizes, 6 to 10½; price, \$1.75. Boys' sizes, 2½ to 5½; price, \$1.50. Youths' sizes, 11 to 2; price, \$1.25. Widths of all, S, M, F.


BOYS' AND YOUTHS' BOOTS AND SHOES.




No. 98. Boys' and Youths' "Old Brick" School Shoes. "No. 1" quality, made of best calf, on new London last, front-laced. Widths, A to E. Boys' sizes, 2½ to 6; price, \$3. Youths' sizes, 11 to 2; price \$2.50.



No. 100. Boys' and Youths' "Old Brick" School Shoes. "No. 2" quality, on new London last, front-laced. Widths, B to E. Boys' sizes, 2½ to 6; price, \$2.50. Youths' sizes, 11 to 2; price, \$2.



No. 99. Boys' and Youths' "Old Brick" School Shoes. "No. 3" quality, made of the best Casco calf, on the new London last, front-laced. Boys' sizes, 2½ to 6; price, \$2. Youths' sizes, 11 to 2; price, \$1.75.



No. 101. Boys' and Youths' New Tan Russia Calf Front-laced Shoes, made Good-year welts on the new London and Piccadilly lasts. Boys' sizes, 2½ to 6; price, \$3. Youths' sizes, 11 to 2; price, \$2.50. Widths of both, B to E.

BOSTON, MASS.

“As late as 1850 most shoes were made on absolutely straight lasts, there being no difference between the right and the left shoe. Before shoestrings (1790), shoes were commonly fastened with buckles.”



1850

“America's first mass marketed sneaker appeared in 1917, the same year that Marquis Converse introduced the **Converse All-Star**, a high topped basketball shoe.”

FOOT TREADLE SEWING MACHINE

Sewing Clothing

“The first possible patent connected to mechanical sewing was a 1755 British patent issued to German, Charles Weisenthal. Weisenthal was issued a patent for a needle that was designed for a machine, however, the patent did not describe the rest of the machine if one existed.

Sewing machines did not go into mass production until the **1850's**, when **Isaac Singer** built the first commercially successful machine. Singer built the first sewing machine where the needle moved up and down rather than the side-to-side and the needle was powered by a foot treadle. Previous machines were all hand-cranked.”



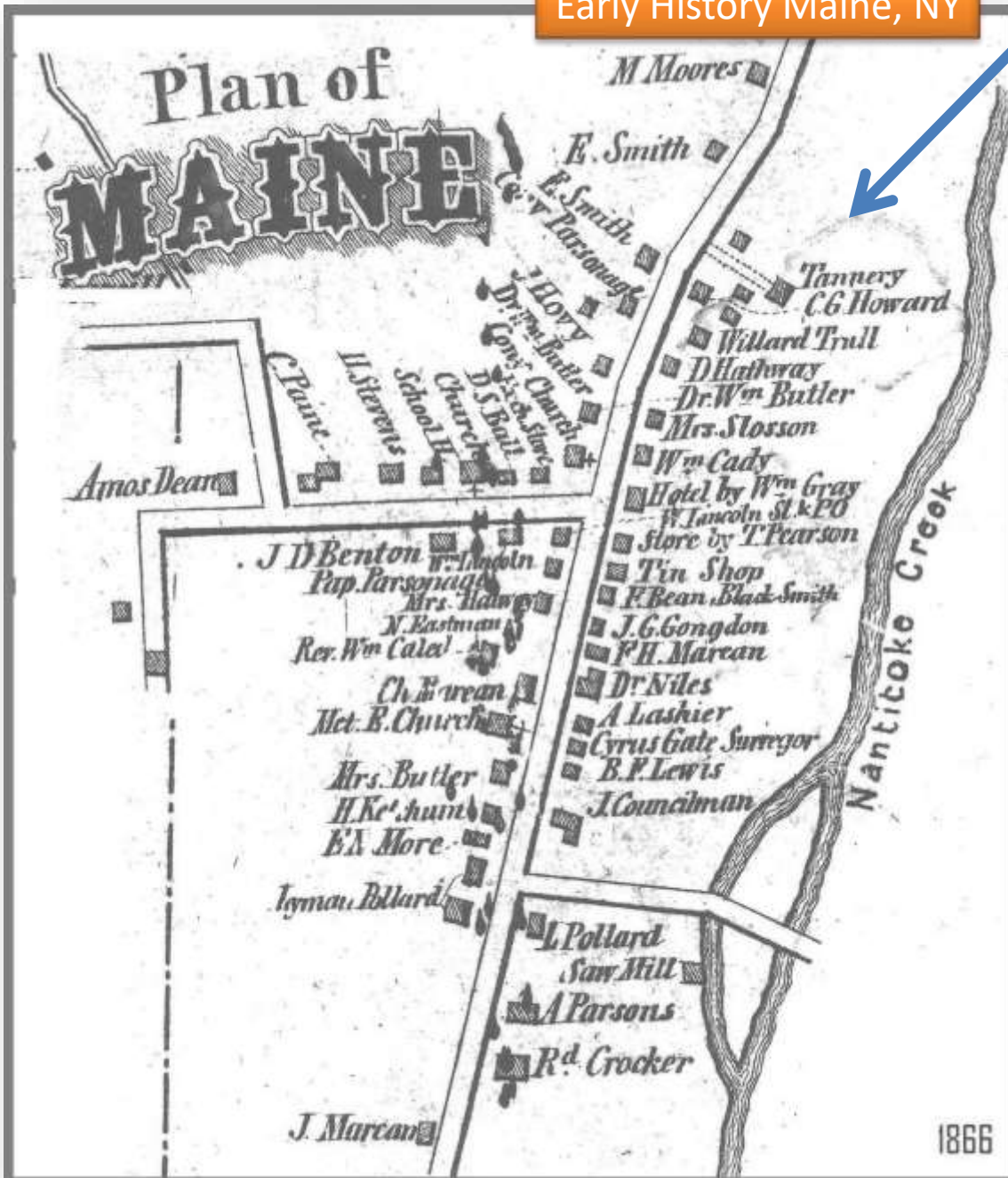
1900 Singer Sewing Machine

SHOPPING



Historical series: “ *One Hundred Years Ago in Maine, NY*”. , (52“ X 22”),
Painted 6.29.1972. Located here on Main Street from left to right: Jefferson
Ransom home built in 1867, Balch Millinery and Shoe Repair built 1865, F. H.
Marean Block built in 1870, Ketchum Hotel and Livery built in the 1840’s.” This
scene is located at Main St. and Church St. looking East. The hotel building is still
here and is used as the Most Holy Rosary Hall.

Early History Maine, NY




Former E.H. Clark Tannery
Clarence Stratton, 1970

In 1848, the population of Maine was approximately 1,800 persons. In 1880, there were 2,129 persons. The population then declined; in 1915 when there were only 1,339 persons. The population then began to increase and by 1970 there were 5,842. In the 2000 census, there were 5,459 people in the Town of Maine.

Maine Business Directory 1866

1. A.R. Payne...Dealer in Groceries, Boots and Shoes, &c.
2. W. Lincoln Dealer in Dry Goods, Groceries, Hardware, Boots and Shoes, &c.
3. L. Pollard...Dealer in Dry Goods, Groceries, Crockery, Hardware, Boots and Shoes, Lumber and Farmer.
4. C.R. Heaton...Physician and Surgeon
5. Dr. Niles...Physician
6. Dr. W. Butler...Physician
7. Dr. Hathaway..Physician
8. F.C. Curlhair...Harness Maker
9. W.C. Pollard...Lumber Dealer.
10. B.F. Lewis ...Farmer.
11. O. Holden ...Farmer.
12. E.N. Mooers...Farmer
13. J.W. Councilman...Lumber Dealer and Farmer
14. G. M. Hardendorf...Carpenter and Joiner.
15. W.W. Collins...Pastor of Congregational Church.
16. Cyrus Gates... Surveyor
17. F. Bean...Blacksmith
18. D. C. Norton...Lumber Dealer
19. F.H. Marean & Son...Dealers in Dry Goods, Hardware, Boots and Shoes, Drugs and Medicines, Flour, Provisions &c.
20. E.K. Ketchum...Proprietor of Ketchum's Hotel.
21. F.H. Marean...Post Master
22. E. H. Clark...Tannery
23. Cooper Shop
24. Tin Shop
25. T. Pearson...Store
26. Saw Mill on Mill Street
(Pollard Hill Road)
27. Turning Mill
28. Grist Mill
29. Rake Factory

Food shopping ..butcher shop



Two meat markets and a peddlers wagon were in Maine NY

GROCERY STORES



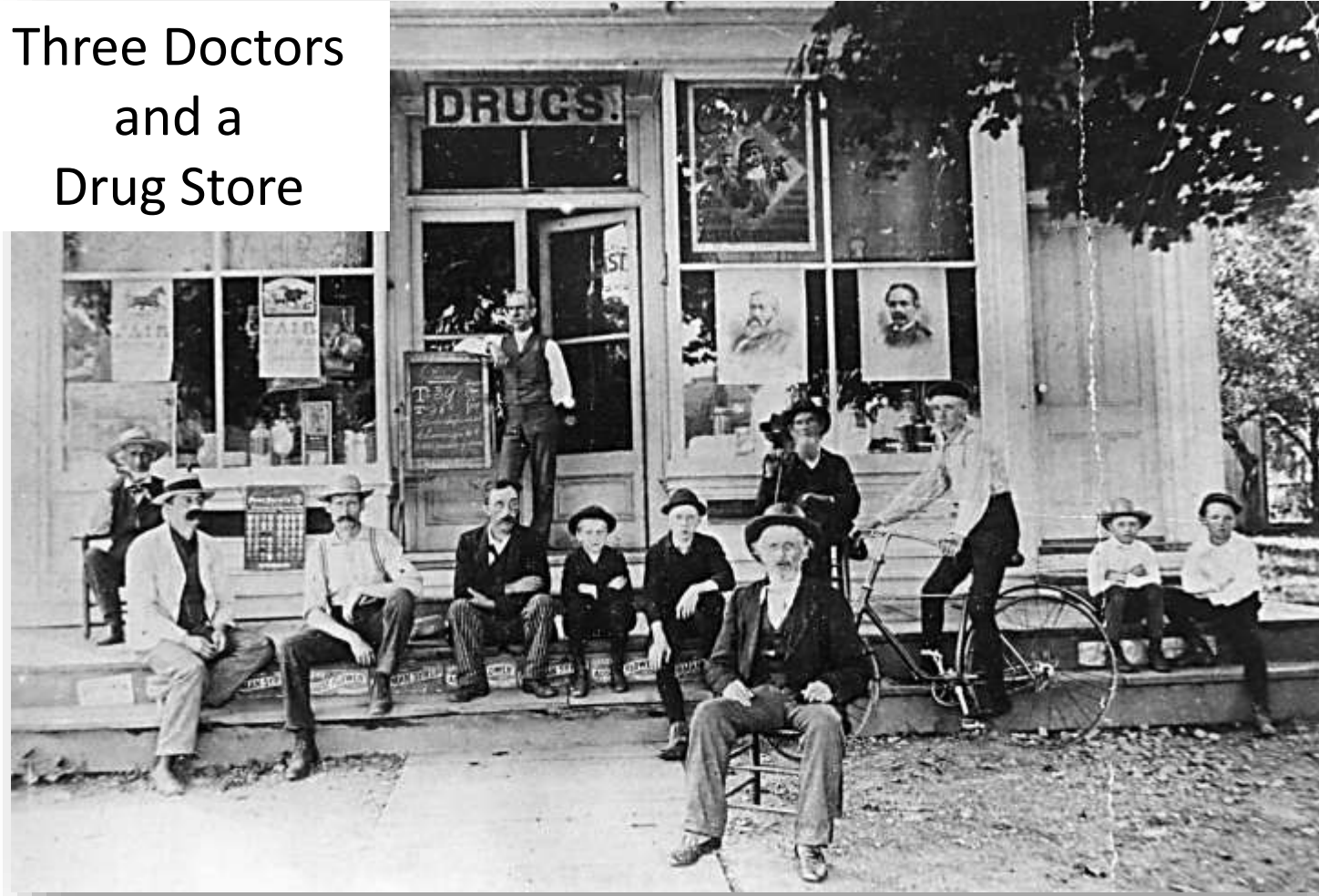
The two stores located on Church and Main were destroyed in 1893 by fire. LaRoy Brooks built the three grocery story store in 1895. The Tymeson store operated until 1945, today it where the post office is located. Maine had at least six grocery stores before 1900.

Peddlers



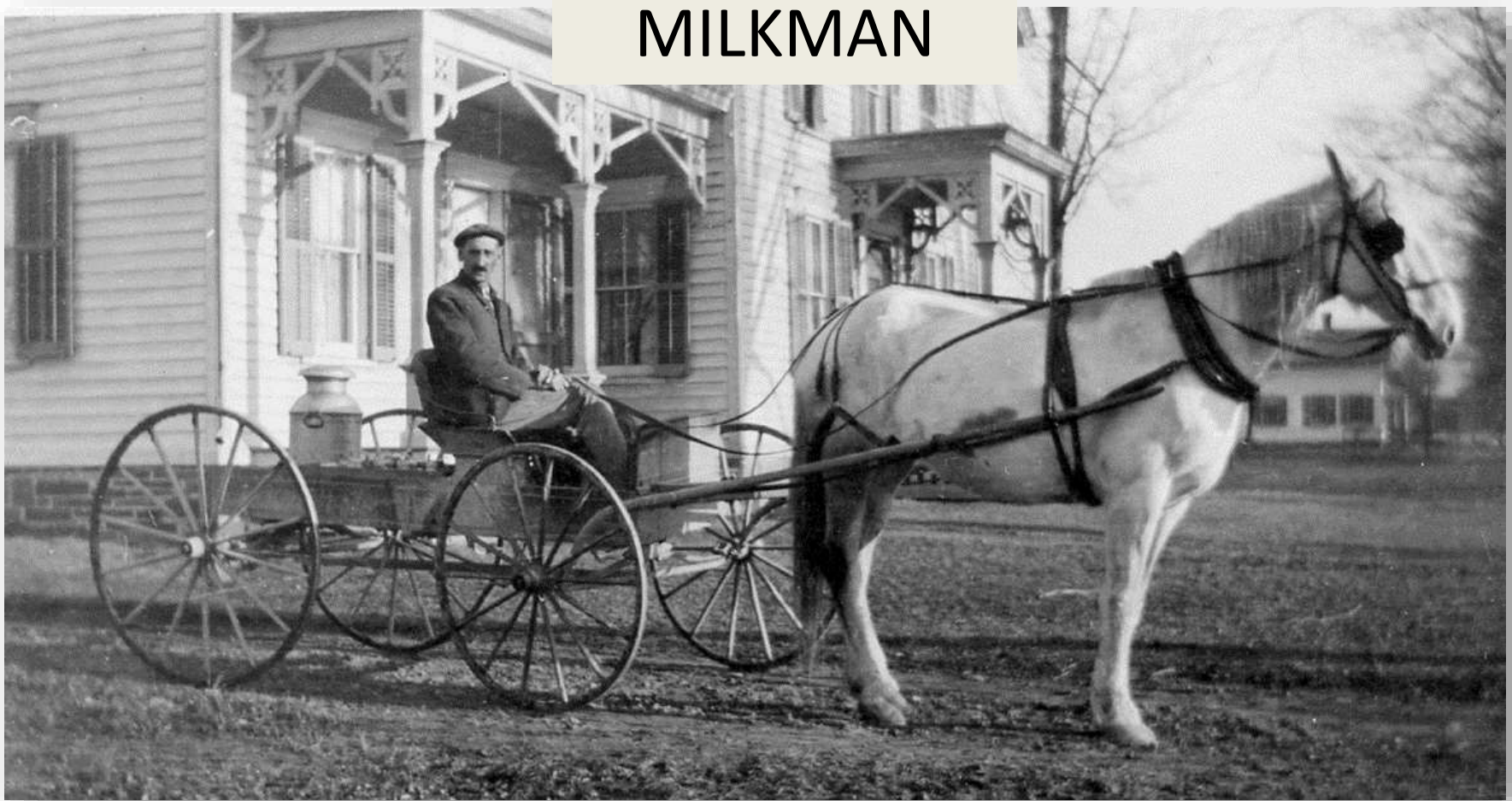
Before WW I, many peddlers in the Nanticoke Valley sold their wares by horse and wagon. Ray Lewis sold meat from the Maine Butcher Shop, Louis Drazen carried men's clothing. George Phipps was a tin peddler, and **Mr. Treadwell** (pictured above) from Glen Aubrey brought groceries and cloth. These sellers brought goods directly to the farms, saving customers a trip to town.

Three Doctors and a Drug Store



Jedediah Dudley (front, sitting in chair) in front of LeRoy Bostwick's drugstore.
It was located at 7 McGregor Avenue.

MILKMAN



“ This 1904 image shows George L. Kenyon, a farmer and local milkman, posing with his horse and wagon in front of his home. The building ca. 1850, is now the home of the Nanticoke Valley Historical Society located at 13 Nanticoke Road.”

FUNERALS



“1908 image of J.R. (John Rennie) Allen(right). The hearse is parked in front of Allen’s Home at what is now 2586 Main Street. J.R. also worked at the Tymeson Brothers store and was a member of the town band, playing he bass drum. In 1915 the family moved to Endicott to continue its business. “

Transportation

- Horse
- Foot
- Wagon/sled/ carriage



1908- The preferred mode of transportation in winter were sleighs and cutters—light sleighs. Note the high, curved dash in front which deflected snow and ice. The cut rock at the sidewalk was used for getting into sleighs.



1910 Charles H. Wakeman's Auto Transportation Company ran back and forth from Maine to Union Center several times a day.



In 1878 Henry Curlhair started an express line between Maine and Binghamton for freight and passengers



The original photograph taken in the 1960's by Warren McGregor is called "Buggy Days"

"During the late 1800's and early 1900's, bicycles were all the rage. In the early 1920's, one of the first macadam roads in the southern New York was built from Union. That, along with the introduction of the balloon bicycle tire, made raiding more enjoyable. The ladies and there bicycle was taken by Lee Loomis and shows Ina Tymeson and her mother Minnie Ellis."

NORTON WAGON SHOPS

Built in 1840 by Henry Norton is located at the corner of Tiona Road and Nanticoke Roads, The Town of Maine was incorporated in 1848. It is across the road from the Bowers home, address 38 Nanticoke Road.




1899



2014

GEO. E. NORTON,
Manufacturer of the Celebrated
**DAVIS BROS. PATENT
COMBINATION SPRING PLATFORM,**



THE BEST CARRYING, EASIEST RIDING AND MOST DURABLE WAGON IN USE.

The best carrying because of perfect Springs, and bearings at proper points to give the greatest strength.

Easiest riding. A Wagon carrying 1500 lbs. rides as easy for one man as the best Phaeton.

Most durable, because the combination of the Springs is such as to give perfect elasticity to the gear, thereby entirely obviating the sharp side motion and consequent strain on the Wheels and other parts of the Wagon, allowing the Wagon to pass over all irregularities of road without winding or cracking the box, or jerking, or inconvenience to those riding. The binding of the circle, a necessity with all other Platform Wagons, is entirely obviated, allowing the Wagon to follow the road without crowding the team from side to side.

Our Wagons are manufactured from choice material, by the best mechanics, thoroughly painted, with fine finish and trim, and warranted.

If you want the best Wagon for the money ever made, write or call on us. If you want a Family Wagon, an Express Wagon, a Paddler's Wagon, Market Wagon, or a Wagon for any of the purposes for which the Platform or Democrat Wagon is generally used, see and try these Wagons and you will use no other.

We have arrangements whereby we can ship to any part of the United States at the lowest rates.

All communications will be cheerfully answered.

Special terms given to those wishing to deal in these Wagons.

L. A. DAVIS & BRO., Patentees, Binghamton, N. Y.

GEO. E. NORTON,
Manufacturer of

**Heavy and Light Lumber Wagons, Platforms, Carriages,
Buggies, Cutters, &c.**

Repairing done on short notice. Painting a Specialty.

MAINE, Broome County, N. Y.

Republican Print, Binghamton, N. Y.

“ The wagon shop was started by Henry Norton. He not only made wagons but made guns, fixed musical instruments. He pulled teeth, rubbed headaches away, and prepared bodies for burial. As a blacksmith he could make anything out of iron or steel. He was succeeded by his son George.”

“The advertisement, printed by Republican Print in Binghamton advertised a combination spring platform wagon as the ‘best carrying, easiest riding and most durable wagon in use.’ This wagon was patented by L.A. Davis & Bro. and manufactured by Geo. E. Norton. Mr. Norton was asking for dealers to sell these wagons. He also made heavy and light lumber wagons, platforms, carriages, buggies, and cutters. Repairing and painting of wagons was also done at the Norton wagon Shop.” Then & Now A Pictorial History of the Town of Maine, New York Ann Page Lewis 1998

AGRICULTURE



Plowing of Fields

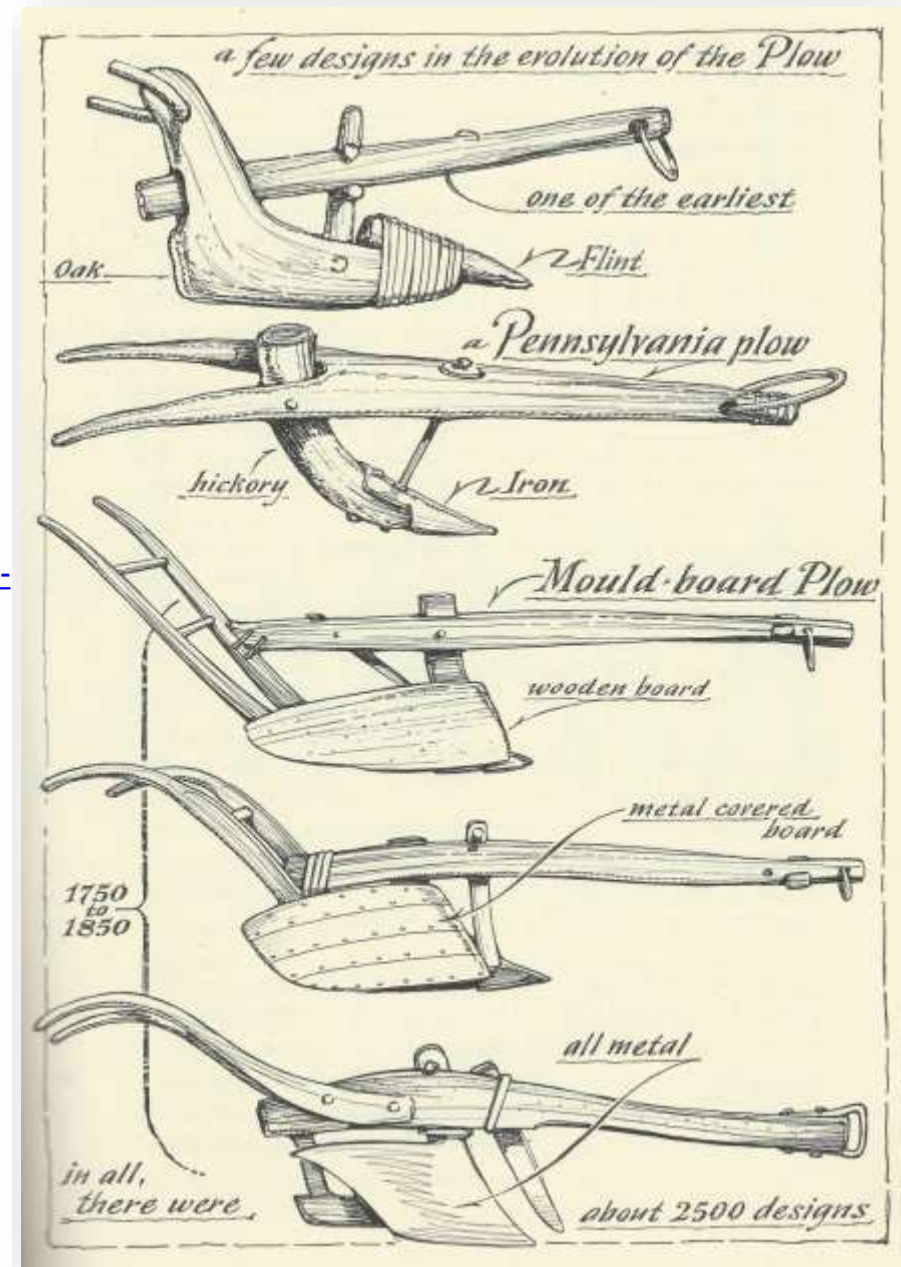


<https://www.thehenryford.org/collections-and-research/digital-collections>

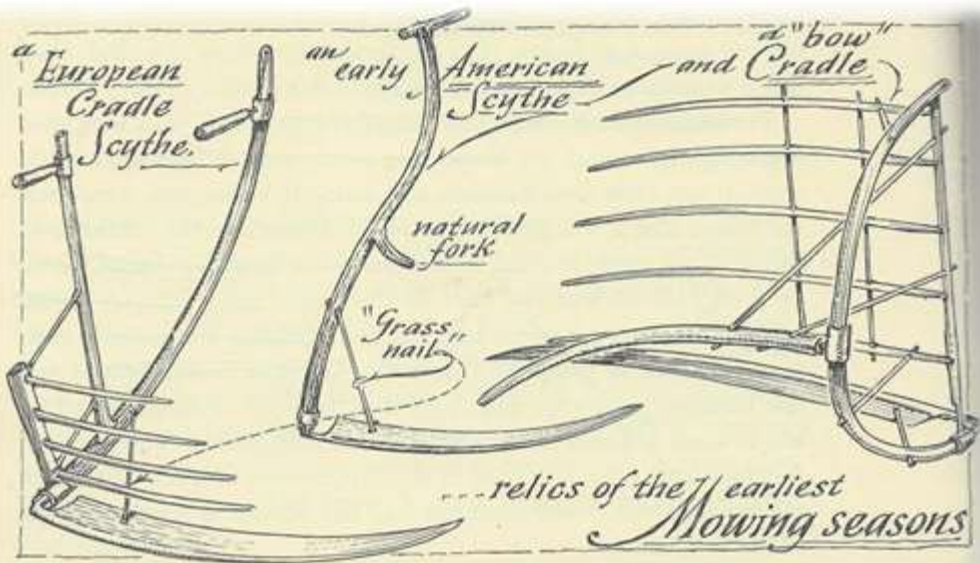
Many settlers arrived in the region bringing with them the metal tips for their plow. They would build the rest of the plow from wood.



Eagle Plow, circa 1849



The Seasons of America Past by Eric Sloane 1958




Harvesting Grains

Harvesting grain was labor intensive for years. Neighbors helped one another when it was time to harvest the crops.

Three Stages of Farming:

- Preparation of the Field
- Planting of the "Seeds"
- Harvesting of the Crops

Of the stages above which one is the most difficult?




The Seasons of America Past
by Eric Sloane 1958

Harvesting Grains



“Grain cradle 1844 in use in the field. International Harvester Corporation photo. (Catalog No. 91.)”



“McCormick reaper (1831) in use in the field. Photo courtesy of International Harvester Corporation. (Catalog No. 98.)”



“Hay is an important food source for farm animals in the Nanticoke Valley, so it must be harvested and soled for winter consumption. The process starts with mowing the hayfield and leaving hay on the ground for a number of days to dry. After the hay has dried, a dump rack is used to make small piles; a worker then comes behind the dump rack with a hand-held hayfork to make the piles larger before they are loaded onto the hay wagon and carried to the barn, where loose hay is put in the hayloft.”



“During haying operations , women and children may have operated the dump rake or loaded hay into the wagon. The woman wears a large sun hat to protect her face and neck from the sun; women wore older, shorter dresses to perform these activities in order to avoid getting their clothing caught in the machinery.”



HARVEST MOON



“This year, the brilliant **Harvest Moon** will appear on the night of Friday, September 13, reaching peak fullness at 12:33 a.m. EDT on the 14th. So, keep an eye out on Friday the 13th—not for witches or black cats, but for the shining Harvest Moon! One thing that sets the Harvest Moon apart from other full moon names is that it’s not associated with a specific month, as the others are. Instead, the Harvest Moon relates to the timing of the **autumnal equinox** (September 22 or 23), with the full Moon that occurs nearest to the equinox being the one to take on the name “Harvest Moon.” This means that the Harvest Moon can occur in either September or October, depending on how the lunar cycle lines up with the Gregorian calendar.

The Harvest Moon does typically occur in September, taking the place of the [Full Corn Moon](#). However, it occasionally lands in October instead, replacing the [Full Hunter’s Moon](#).

WHY IS IT CALLED THE HARVEST MOON?

For several evenings, the moonrise comes soon after sunset. This results in an **abundance of bright moonlight early in the evening**, which was a traditional aide to farmers and crews harvesting their summer-grown crops. Hence, it’s called the “Harvest” Moon!”

www.almanac.com/content/what-harvest-moon

Planting Improvements

THE ACME HAND POTATO PLANTER.
SIMPLE. DURABLE. PRACTICAL.
Works Perfectly in Clay, Gravel or Sandy Soil, Sod or New Ground. Plants at any and Uniform Depth in Moist Soil.

**Makes the Holes,
Drops and Covers
AT ONE OPERATION.**

INCREASE LABORER'S CHOICE. NO STOPPING.
EFFECTIVE. DURABLE. PRACTICAL.

One Man Plants Two Acres a Day.



PRICE \$2.00
And Guaranteed to Give Satisfaction or Money Refunded.



PLANTS CHEAPER

THAN ANY OTHER METHOD.

In examples below "Man and Horse" for day is considered as equal to man for day and half.

Expense planting five acres with horse, the ground being suitably prepared:

	Days for Man
To furrow out five acres, man and horse one day.....	1½
To drop seed on five acres takes...	2
To cover seed, man and horse 1 day	1½
Total days now.....	5
Five days work at \$1.50.....	\$7.50
Two and one-half days work with Acme Planter at \$1.50 per day	3.75

Best machine planter puts in five acres per day; man and 2 horses equal two days at \$1.50 per day 3.00

Interest at 7 per cent. on machine \$65.00..... 4.50

Total..... \$7.50

Acme Planter, 2½ days a \$1.50 per day..... \$3.75

To plant thirty acres with machine takes six days man, and two horses, equal to 12 days man—12 days at \$1.50 per day..... 18.00

Interest at 7 per cent. on machine \$65.00..... 4.50

Total..... \$22.50

Fifteen days with Acme Planter at \$1.50 per day..... 22.50

No wear and tear is figured on machine.

Hand Corn Seed Planter Garden Seeder

http://www.ebay.com/itm/like/141911708845?lpid=82&chn=ps&ul_noapp=true

CHILDREN & the NANTICOKE VALLEY



1902 Nanticoke Creek



1912 Halloween was an exciting time for young folks, and some of the older children made trouble by pulling pranks like putting a wagon on top of the schoolhouse or tipping over the outhouses.




Christmas 1901



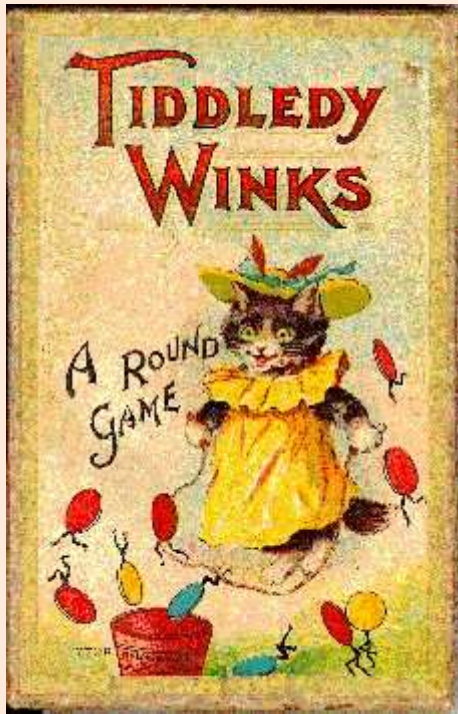
1910 - Photo by Lee Loomis of his young neighbor, the son of the pastor of the Maine Baptist church.





4040







1910



1920



4th of July 1907



1903



1908





“May 1912 three teenagers pose with their bicycles on Main St.”



One-ring circus comes to Maine, they set up in the field next to where Maine Memorial School is today



Automobile repair shop on Lewis St., Merle Lawton with his “toy” car.



“In the early 1900’s, the Ladies’ Aid Society at Union Center United Methodist Church raised money by putting on Tom Thumb weddings and supper. The events were inspired by Tom Thumb’s circus wedding in 1863.”



Audley Allen with his pedal car on Main Street around 1911



1901, Norton children feeding chickens.

EARLY MAINE AND PITCHER'S GRIST MILL



The Pioneer Settler, first year, from the "Pioneer History of Holland Purchase," O. Turner, (Buffalo, 1850).

The first settlers in our town came around 1794 from New England and the Wyoming Valley Pennsylvania. Original homes were very simple; logs cabins followed by **clapboard homes**. In 1810 Issac (Elizer) Norton built this home at Tiona and Nanticoke Roads. It no longer exists. The Norton's started their family business across the road. Two structures still stand from the early 1840 Wagon and Sleigh works begun by Henry Norton and then his son Geo. E. Turning these shops into another museum site is our next goal.

Some of the oldest homes became incorporated into a larger home. "Nathan Hovey was the first settler in the hamlet; his original house was incorporated into this Federal style structure" at 2569 Main Street. Many of the homes in the hamlet date from 1820's. They were built to resemble the homes in New England from where they migrated.



Isaac Norton House built 1810

BUS PRESS 1935
SUNDAY

TOWN ON MAINE HERITAGE

“ Maine is situated within a tract of 230,000 acres of land known as the “Boston Purchase.” This tract was purchased by a group of sixty residents of Berkshire County, Massachusetts in 1787 for three-hundred and thirty-three Spanish dollars (twelve and one-half cents an acre).


The first settler in Maine was Benjamin Norton from Stockbridge, Massachusetts, who settled about three-fourths of a mile north of the present village site in 1794. Two years later Jed Dudley also came from Stockbridge and built a log cabin near the site of the present Maine Cemetery. Later arrivals in the 1700’s were Russell and Alfred Gates, Timothy Caswell, Ebenezer and Matthew Allen, and Marsena McIntyre. Early 1800 arrivals were Aaron Delano, John Durfee, Martin and Samuel Ingraham, Asaph Morse, John Wilson, Thomas Marean, and Daniel Chamberlain. Phineas Pomeroy and Abner Rockwell settled in Union Center. Those who settled in east Maine were Moses Delano, Nathaniel Slosson, Samuel Stone, John and Herman Payne, and James Ketchum.

There is no proven theory how Maine got its name. Several descendants of early pioneers claim that General LaFayette named Maine and Lisle after estates in France. Names of small settlements in Maine are: Mount Ettrick, Gate’s Four corners, Tiona (North Maine), Arbutus (Craftville), East Maine (Stone Settlement), Allentown, Delano Corners, New Ireland (Pender’s Corners), Brockett Hollow, Bower’s Corners, Norton’s Corners, Union Center (Centerville), Oak Hill, Finch Hollow, and Broughamtown.”




Historical Series: "The Tannery," Painting # 249, 1964, (31 ½" X 17 ¼"), Donated to PTA 8.19.1967. "This tannery was built in 1832 by E. H. Clark. It was a building 40' X 50' at first, with only 2 or 3 men operating it... Hides from South America, Central America and Texas were the prime sources of supply." The last remnants were demolished in 1970 along with the "Town Barn."

PITCHER'S GRIST MILL ca. 1830





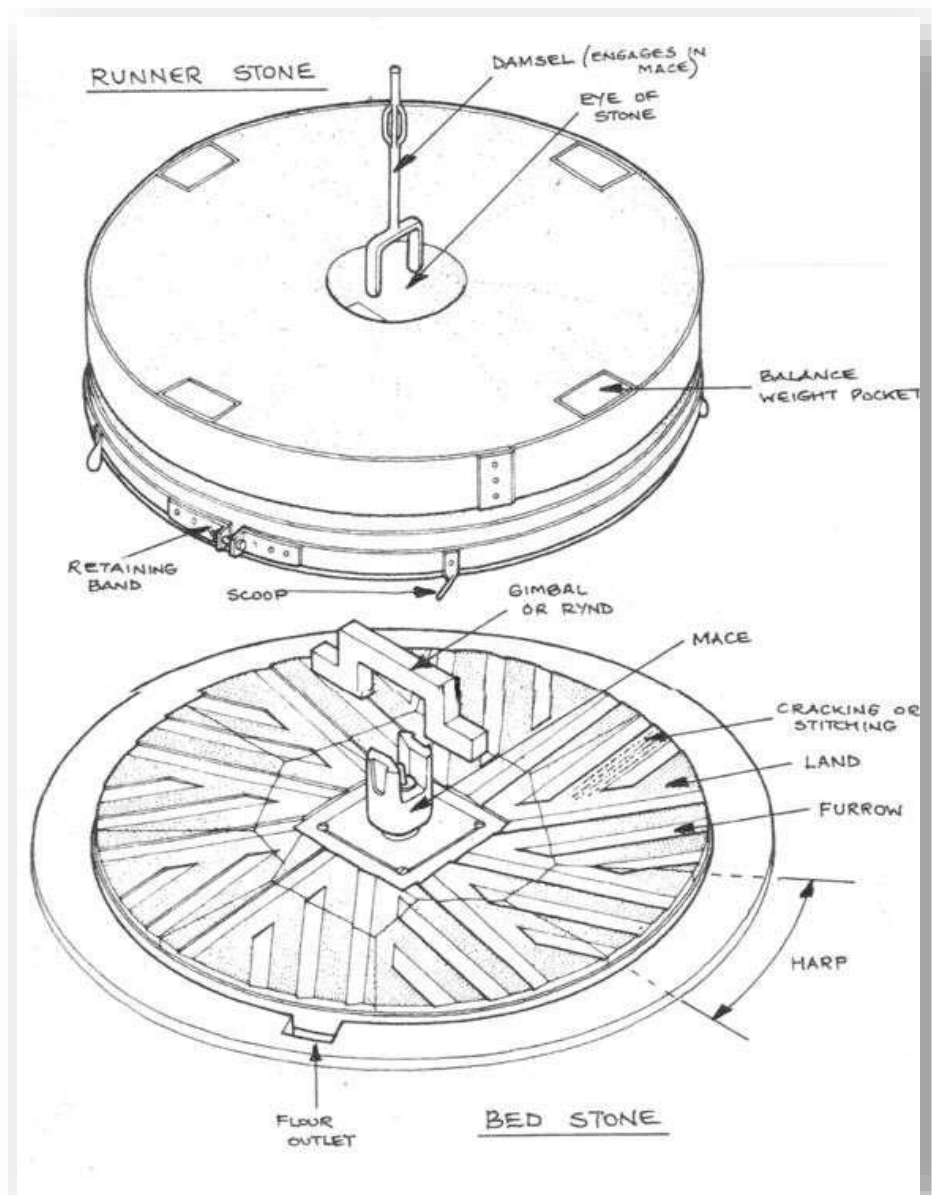

PITCHER'S MILL 1830



Most work was physical and without the use of simple machines, animals and gravity, little work could be done.





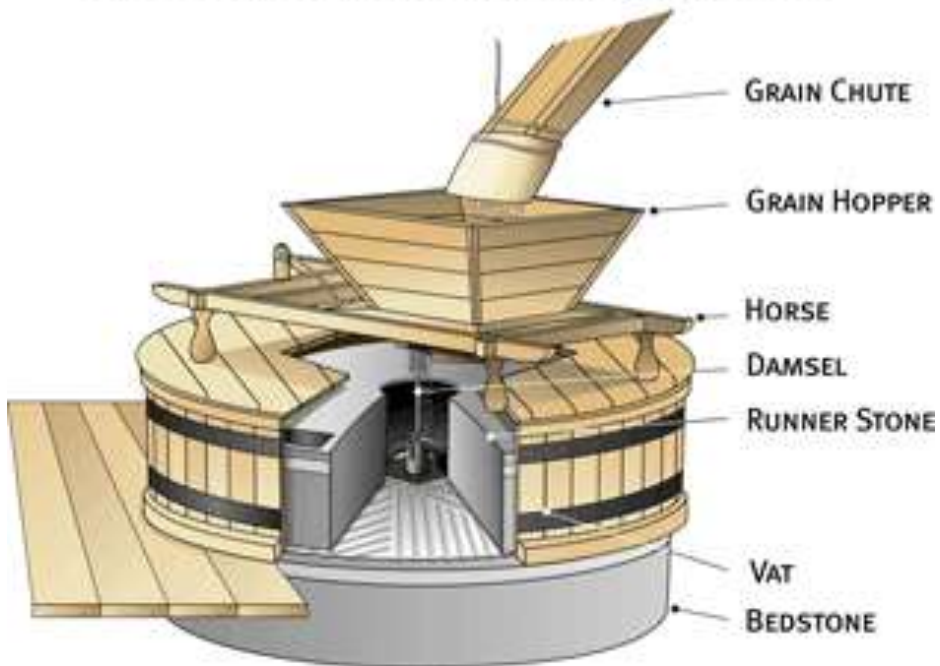


Images Not from Pitcher's Mill



Images Not from Pitcher's Mill

CROSS SECTION OF THE MILLSTONES



Pitcher's mill
2819 NYS Route 26,
donated to NVHS in
1988.

WHO BUILT PITCHER'S MILL ?

It was Daniel Slosson who died in 1853 at 41 years of age. Pitcher's Mill was built in **1830** by Belden and Daniel Slosson. Archie Pitcher owned the mill from 1925 - 1941 and gave his name to the building. The mill closed in 1955.

Grist Mill what did the make?

“A **gristmill** (also: **grist mill**, **corn mill** or **flour mill**) grinds grain into flour. The term can refer to both the grinding mechanism and the building that holds it.” One of the main products was animal feed.



“In most wheel-driven mills, a large gear-wheel called the *pit wheel* is mounted on the same axle as the water wheel and this drives a smaller gear-wheel, the *wallower*, on a main driveshaft running vertically from the bottom to the top of the building. This system of gearing ensures that the main shaft turns faster than the water wheel, which typically rotates at around 10 rpm. The millstones themselves turn at around 120 rpm. They are laid one on top of the other. The bottom stone, called the *bed*, is fixed to the floor, while the top stone, the *runner*, is mounted on a separate spindle, driven by the main shaft. A wheel called the *stone nut* connects the runner's spindle to the main shaft, and this can be moved out of the way to disconnect the stone and stop it turning, leaving the main shaft turning to drive other machinery. This might include driving a mechanical sieve to refine the flour, or turning a wooden drum to wind up a chain used to hoist sacks of grain to the top of the mill house. The distance between the stones can be varied to produce the grade of flour required; moving the stones closer together produces finer flour.

The grain is lifted in sacks onto the *sack floor* at the top of the mill on the hoist. The sacks are then emptied into bins, where the grain falls down through a hopper to the millstones on the *stone floor* below. The flow of grain is regulated by shaking it in a gently sloping trough (the *slipper*) from which it falls into a hole in the center of the runner stone. The milled grain (flour) is collected as it emerges through the grooves in the runner stone from the outer rim of the stones and is fed down a chute to be collected in sacks on the ground or *meal floor*. A similar process is used for grains such as wheat to make flour, and for maize (corn) to make corn meal.”

<https://en.wikipedia.org/wiki/Gristmill>

For Your Library The Nanticoke Valley Historical Society has been blessed with talented authors throughout the years: Perhaps you wish to add these volumes to your library. The first two are out of print however check on EBAY for copies. The next four can be purchased at The Country Wagon and or at our museum sites

- ❖ · Shirley L. Woodward: Town Historian wrote: *A Short History of Maine, New York* self published, 1973.
- ❖ · Ann Page Lewis: Town Historian wrote for the Historical Society: *THEN AND NOW : a Pictorial History of the Town of Maine, New York* May 1998 160 Pages, ASIN: B0006R3UCC
- ☐ · Janet Whitney Bowers Curator Historical Society wrote: *Cooking up the Creek: Recipes from a Rural New York Valley. Maine, NY:* Bowers' Corners Press, 1994
- ☐ · Susan H. Lisk Curator Historical Society wrote: *Maine and the Nanticoke Valley* Arcadia Publishing 2012, 128 pages. ISBN 9780738576862
- ☐ · Nancy Grey Osterud Historian wrote: *Bonds of Community: The Lives of Farm Women in Nineteenth-Century New York.* Ithaca, NY: Cornell University Press, 1991. ISBN-10: 0801497981.
- ☐ · Nancy Grey Osterud Historian wrote: *Putting the Barn Before the House Women and Family Farming in Early Twentieth-Century New York.* Cornell University Press ISBN 10: 0801450284
- Ross McGuire & Nancy Grey Osterud; *Working Lives: Broome County, New York 1800-1930.* Roberson Center for the Arts and Sciences, Binghamton, NY, 1980 ISBN 0-937318-06-X