




BRING SUNSHINE



BRING SUNSHINE

BRING SUNSHINE FOR LOTUS HOUSE- APRIL  
BRINGSUNSHINE.ORG



















# Materials Needed



Hats and Visors

01



Fabric Markers/Spray Paint/Stencils

02



Imagination

03



Decorations

04



People/ Volunteers

05





# ESTIMATED PROJECT COST

MATERIAL	EST. COST/UNIT	EST. NEED	EST. TOTAL
TRUCKER HAT	\$75.99	2	\$151.98
VISORS	\$36.95	3	\$110.85
STENCILS	\$25.99	3	\$77.64
DECORATIONS	\$56.99		\$56.99
FABRIC SPRAYS	\$8.99	10	\$89.90

TOTAL ESTIMATED COST AROUND \$500



# LESSONS LEARNED

1

THE STENCILS CAN ONLY BE USED WITH FABRIC MARKERS. WE SHOULD HAVE FIGURED OUT HOW TO KEEP THE STENCILS FROM MOVING WHEN BEING USED. IT TOOK A FEW TRIAL AND ERROR HATS TO GET THE PROCESS RIGHT.

2

THE STENCILS CANNOT BE USED WITH THE PAINT. THE PAINT DOES NOT DRY QUICKLY ENOUGH AND IT BECOMES A MESS!

3

THIS IS A MESSY PROJECT, THAT IS FOR SURE! THERE IS NO SUCH THING AS TOO MANY PAPER TOWELS WHEN DOING THIS PROJECT! STOCK ALL OF THE TABLES WITH AS MANY PAPER TOWELS AS POSSIBLE.



# WHAT WORKED

1

THIS MAY BE ONE OF OUR TOP EVENTS SO FAR. WE LOVED HOW THE MOMS AND THE CHILDREN WORKED TOGETHER TO CREATE THE ABSOLUTE BEST PRODUCT. IT WAS FUN, ENGAGING AND CREATIVE.

2

WE DID A MUCH BETTER JOB THIS TIME OF CONTROLLING THE NUMBER OF PEOPLE IN THE ROOM. EVERYONE FELT THEY COULD CONCENTRATE AND COMPLETE THE PROJECT WITHOUT BEING RUSHED. WE TOLD PEOPLE WHO CAME IN THE CRAFT ROOM, THERE WAS LIMITED SPACE AND TO COME BACK IN 20 MINUTES. IT REALLY HAD A GREAT FLOW.

3

THE END PRODUCTS CAME OUT SO WELL. WE WERE SO SURPRISED AT HOW MUCH THE PAINT LOOKED LIKE SPRAY PAINT AND HOW MANY INTERESTING LAYERS WE COULD CREATE. PLEASE CHECK OUT THE FINAL PICTURES TO SEE THE WONDERFUL CREATIONS.