

**BACK TO SCHOOL
JUST GOT COOLER.
WE'RE CUSTOMIZING
LUNCH BOXES!**



BRING SUNSHINE





BRING SUNSHINE

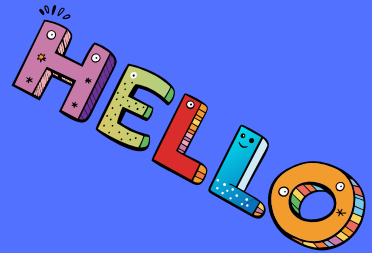








BRING SUNSHINE



MATERIALS NEEDED



1. A variety of Lunchboxes
2. Fun & Colorful Adhesive Letters
3. Fun & Colorful Adhesive Patches
4. Colorful Bag Tags



BRING SUNSHINE

CREATE YOUR OWN

PICK A LUNCHBOX



CHOOSE YOUR LETTERS



PICK YOUR PATCHES



DECORATE & SHINE!



BRING SUNSHINE

ESTIMATED PROJECT COST

MATERIAL	EST. COST/UNIT	EST. PACKS NEEDED	EST. TOTAL
30 GIRL LUNCH BBOXES	\$13.99/1	30	\$419.7
30 BOY LUNCHBOXES	\$13.99/1	30	\$419.7
BAG TAGS	\$36.9/200	1	\$36.99
SELF ADHESIVE LETTERS	\$27.00/104	15	\$405
SELF ADHESIVE SMILEY PATCHES	\$25.99/12	1	\$25.99
SELF ADHESIVE FOOTBALL PATCHES	\$18.99/48	1	\$18.99
STARS, HEARTS, AND ICE CREAM PATCHES	\$21.99/48	6	\$131.94
SELF ADHESIVE CARTOON PATCHES	\$8.99/5	4	\$44.95

**COST ESTIMATE REFLECTS EXPENSES FOR 60 KIDS
TOTAL ESTIMATED COST \$1,501.86**



BRING SUNSHINE

TAKE AWAYS

Giving kids the freedom to layer, combine, and place adhesive elements however they liked made the activity feel like true self-expression. Many surprised themselves with how “cool” or “unique” their lunch boxes turned out, boosting their confidence and pride in their work.

Just like with gift tags in previous activities, offering a space to write their names or a short message ("This belongs to [Name]") gave kids a sense of identity and ownership. It turned the craft into something functional and personal, and many kids were excited to show theirs off right away.

As kids worked side-by-side, they naturally began chatting about what they were making, who they were thinking of, or what made their lunch boxes special. This kind of open conversation created a positive, collaborative energy where creativity, confidence, and connection all came together.





IMPROVEMENTS

The most colorful and playful patches were the first to go. Stars, hearts, and fun icons disappeared quickly, leaving mostly letters behind. While the kids still made it work, having a wider assortment (and greater quantity) of popular stickers would have kept energy high and sparked even more creativity across the board.

A few kids needed help getting started or felt unsure about how to begin. Having 1–2 sample lunch boxes on display could help spark ideas and give them the confidence to dive in. These examples could be used as talking points, too, to encourage storytelling and sharing.

