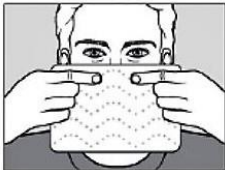
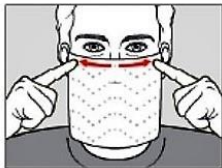


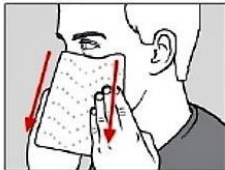
Use fingertips to get mask into CREASE of NOSE



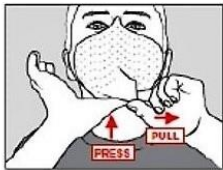
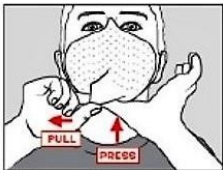
Then, draw a STRAIGHT HORIZONTAL line across



Draw a STRAIGHT line DOWN to the jawbone



Bring the mask together down at your throat



Press on one side of the tab to seal next to the tab

Now, seal the other side

Practice in a mirror the first few times

Proper fit has a full tab just under your throat

Peel off label is on the bottom (TAB) of the mask

**IMPORTANT: STOP & SCAN**

Application Video



Fit Test Video

