


GEARDRIVES SOLUTIONS

SIPCO ***i.Mak***

Gearboxes and Drives


Engineering Reliable Mechanical Linkage Solutions for More Than 90 years



G2021b

HELICAL GEAR DRIVES

IR SERIES




IR SIZE	Torque [Nm]	Torque [in-lb]	Output shaft Dia [mm]	Output shaft Dia [in]
42	90	797	20	0.750
52	190	1682	25	1.0
621	300	2655	30	1.250
62	400	3540	35	1.375
721	600	5310	35	1.375
72	850	7523	40	1.625
82	1440	12,744	50	2.125
92	3000	26,550	60	2.375
102	4300	38,055	70	2.875
122	8000	70,800	90	3.625
142	13,000	115,050	110	4.375
152	18,000	159,300	120	4.750

YP SERIES



YP SIZE	Torque [Nm]	Torque [in-lb]	Output shaft Dia [mm]	Output shaft Dia [in]
52	200	1770	30	1.250
62	400	3540	35	1.375
72	820	7257	40	1.625
82	1500	13,275	50	2.125
92	3000	26,550	60	2.375
102	4300	38,055	70	2.875
122	7800	69,030	90	3.625
142	13,000	115,050	110	4.375
152	18,000	159,300	120	4.750

HE SERIES




HE SIZE	Torque [Nm]	Torque [in-lb]	Output shaft Dia [mm]	Output shaft Dia [in]
63	300	2655	30	1.250
80	670	5930	38	1.5
100	1300	11,505	48	1.875
125	2600	23,010	60	2.375
140	3400	30,090	70	2.875
160	5500	48,675	80	3.250
180	7250	64,163	90	3.625
200	11,500	101,775	100	4.0
225	16,000	141,600	110	4.375
280	35,000	309,750	140	5.5
320	48,000	424,800	160	6.375
360	70,000	619,500	180	7.0

HELICAL GEAR DRIVES

www.sipco-imak.com
sales@sipco-imak.com

RIGHT ANGLE GEAR DRIVES

IRK SERIES - HELICAL



IRK SIZE	Torque [Nm]	Torque [in-lb]	Output shaft Dia [mm]	Output shaft Dia [in]
12*	50	443	20	0.750
22*	100	885	20	0.750
32*	150	1328	25	1.0
42	160	1416	30	1.250
52	200	1770	35	1.375
63	400	3540	35	1.375
73	780	6903	40	1.625
83	1330	11,771	50	2.125
93	2572	22,762	60	2.375
103	4010	35,489	70	2.875
123	8000	70,800	90	3.625
142	13,000	115,050	110	4.375
153	18,000	159,300	120	4.750

* Aluminum case

KH SERIES - HELICAL BEVEL



KH SIZE	Torque [Nm]	Torque [in-lb]	Output shaft Dia [mm]	Output shaft Dia [in]
63	300	2655	30	1.250
80	630	5576	38	1.50
100	1200	10,620	48	1.875
125	2500	22,125	60	2.375
140	3000	26,550	70	2.875
160	4500	39,825	80	3.250
180	5500	48,675	90	3.625
200	10,000	88,500	100	4.0
225	15,000	132,750	110	4.375
280	30,000	265,500	140	5.500
320	45,000	398,250	160	6.375
360	70,000	619,500	180	7.0

S SERIES - SPIRAL




S SIZE	Torque [Nm]	Torque [in-lb]	Output shaft Dia [mm]	Output shaft Dia [in]
45	61	540	18	0.75
55	120	1,062	22	0.875
70	228	2018	32	1.250
85	432	3823	40	1.625
105	972	8602	45	1.875
120	1320	11,682	55	2.165
140	2160	19,116	60	2.375
180	4500	39,825	75	3.0
200	7680	67,968	90	3.625

RIGHT ANGLE GEAR DRIVES

www.sipco-imak.com
sales@sipco-imak.com


WORM GEAR DRIVES

IRS CAST IRON WORM SERIES




IRS	Torque [Nm]	Torque [in-lb]	Output shaft Dia [mm]	Output shaft Dia [in]
50	240	2124	19	0.75
63	415	3673	25	1.0
80	825	7301	29	1.125
100	1465	12,965	38	1.5
125	2650	23,453	51	2.0
160	4820	42,657	70	2.75
200	7200	63,720	79	3.125
250	12,500	110,625	89	3.5

IRV UNIVERSAL ALUMINUM WORM SERIES



IRV	Torque [Nm]	Torque [in-lb]	Output shaft Dia [mm]	Output shaft Dia [in]
25	14	124	11	0.5
30	20	177	14	0.625
40	45	398	18 (19)	0.750
50	85	752	25 (24)	1.0
63	160	1416	25 (28)	1.125
75	245	2168	35 (38)	1.375
90	430	3806	42	1.625
110	725	6416	48	1.875

IRSD HELICAL WORM SERIES



IRSD	Torque [Nm]	Torque [in-lb]	Output shaft Dia [mm]	Output shaft Dia [in]
55	425	3761	24	1.0
66	825	7301	30	1.25
77	1465	12,965	40	1.625
88	2650	23,453	50	2.125
110	4820	42,657	73	2.875

WORM GEAR DRIVES

www.sipco-imak.com
sales@sipco-imak.com


BT SHAFT MOUNT



BT	Torque [Nm]	Torque [in-lb]	Output shaft Ø [mm]
35	420	3,717	30 (35)
40	950	8,408	35 (40)(45)
45	1,400	12,390	45 (50)(55)
50	2,300	20,355	50 (55)(60)
60	3,600	31,860	60 (65)(70)(75)
70	4,800	42,480	70 (75)(80)(85)
80	7,000	61,950	80 (85)(100)
100	11,000	97,350	85 (100)(125)

Ratios 15:1 (5:1 and 30:1)

TXT SHAFT MOUNT TWIN TAPER



TXT	Ratio	Output shaft Ø [mm]	Output shaft Ø [in]
2	15:1 / 25:1	49	1-15/16
3	15:1 / 25:1	56	2-3/16
4	15:1 / 25:1	62	2-7/16
5	15:1 / 25:1	75	2-15/16
6	15:1 / 25:1	87	3-7/16

SHAFT MOUNT SCREW CONVEYOR



SMSC	Torque [Nm]	Torque [in-lb]	Output shaft Ø [mm]	Output shaft Ø [in]
B	270	2,390	37	1-7/16
C	420	3,717	49	1-15/16
D	742	6,567	56	2- 3/16
E	1,100	9,735	62	2-7/16
F	1,780	15,753	75	2-15/16
G	2,960	26,196	87	3-7/16
H	4,500	39,825	100	3-15/16
J	6,500	57,525	113	4-7/16

Ratios 5:1, 13:1, and 20:1

SHAFT MOUNT

www.sipco-imak.com
sales@sipco-imak.com

PLANETARY GEAR DRIVES

IPR & IPRK

FEATURES:

- Large Torque Range From 811 to 1,327 Klb.Ft.
- Various Output Shaft Configurations Including Splined Shaft According to DIN 5480
- Wide Selection of Cooling Options
- Multiple Double Gearbox Input Configuration Available
- Large Range of Ratio From 3:1 to 9793:1



SIZE	Torque [Nm]*	Torque [Lb.ft]*	Output Shaft Ø [Mmm] D5	Output Shaft Ø [in]
101	2,200	1,623	38/42/50	2.00
103	3,400	2,508	38/42/50	2.00
105	7,040	5,192	65	2.375
107	10,220	7,537	65	2.375
109	14,040	10,355	80	3.00
111	24,240	17,877	90	3.00
113	36,040	26,580	100	4.00
115	36,040	26,580	100	4.00
117	61,520	45,371	110	4.38
119	61,520	45,371	110	4.375
121	61,825	45,596	120	4.750
123	121,600	89,680	140	5.50
125	138,620	102,232	160	6.25
127	198,000	146,025	170	6.75
129	211,350	155,871	170	6.75
131	276,000	203,550	230	9.00
133	322,350	237,733	230	9.00
135	232,640	171,572	230	9.00
137	507,000	373,913	230	9.00
139	543,990	401,193	340	13.40
141	854,710	630,349	340	13.40
143	1,524,723	1,124,483	450	17.70
145	1,800,468	1,327,845	450	17.70

*Maximum torque ratings

PLANETARY GEAR DRIVES

www.sipco-imak.com
sales@sipco-imak.com

SIPCO i.Mak

Gearboxes and Drives



ZETECH

WWW.SIPCO-IMAK.COM

Your Representative:



www.sipco-imak.com
sales@sipco-imak.com
(281)480-8711

SIPCO-MLS 2019 ALL RIGHTS RESERVED