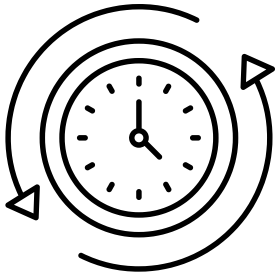




How to Housebreak your dog

House training your dog or puppy requires patience, commitment and lots of consistency. Accidents are part of the process, but if you follow these basic house training guidelines, you can get the newest member of your family on the right track.



To potty train your dog, establish a routine. Dogs do best on a regular schedule. The schedule teaches them that there are times to eat, times to play and times to do their business. Typically, a puppy can control their bladder one hour for every month of age. So if your puppy is 2 months old, they can hold it for about two hours. Don't go longer than this between bathroom breaks or they're likely to have an accident.

Take your puppy outside frequently—at least every two hours—and immediately after they wake up, during and after playing, and after eating or drinking.

Pick a bathroom spot outside, and always take your dog (on a leash) to that spot. While your dog is relieving themselves, use a specific word or phrase that you can eventually use before they go to remind them what to do (i.e. “go potty”). Take them out for a longer walk or some playtime only **after** they have eliminated.



Reward your dog every time they eliminate outdoors. Praise or give treats—but remember to do so immediately after they’ve finished, not after they come back inside. This step is vital, because rewarding your dog for going outdoors is the only way to teach what’s expected of them. Before rewarding, be sure they’re finished. Puppies are easily distracted and if you praise them too soon, they may forget to finish until they’re back in the house.



Put your dog on a regular feeding schedule. What goes into a puppy on a schedule comes out of a puppy on a schedule. Depending on their age, puppies may need to be fed two or three times a day. Feeding your puppy at the same times each day will make it more likely that they’ll eliminate at consistent times as well, making house training easier for both of you.


Pick up your puppy’s water dish about two and an half hours before bedtime to reduce the likelihood that they’ll need to relieve themselves during the night. Most puppies can sleep for approximately seven hours without needing a bathroom break. If your puppy does wake you up in the night, don’t make a big deal of it; otherwise, they will think it is time to play and won’t want to go back to sleep. Turn on as few lights as possible, don’t talk to or play with your puppy, take them out to the spot where they relieve themselves and then return them to bed.



It's extremely important that you supervise and use confinement procedures to minimize the number of accidents. If you allow your dog to eliminate frequently in the house, they'll get confused about where they're supposed to go, which will prolong the house training process.



Supervise your new dog and keep an eye on them whenever they're indoors. Tether your dog to you or a nearby piece of furniture with a six-foot leash if you are not actively training or playing.




Watch for signs that your dog needs to go out. Some signs are obvious, such as barking or scratching at the door, squatting, restlessness, sniffing around or circling. When you see these signs, immediately grab the leash and take them outside to their bathroom spot. If they eliminate, praise them and reward with a treat.

Keep your puppy on leash in the yard. During the house training process, your yard should be treated like any other room in our house. Give your puppy some freedom in the house and yard only after they become reliable house trained.




Make plans for when you're away. If you have to be away from home more than four or five hours a day, this may not be the best time for you to get a puppy. Instead, you may want to consider an older house trained dog who can wait for your return. If you already have a puppy and must be away for long periods of time you may need to arrange for someone, such as a responsible neighbor or a professional pet sitter, to take them for bathroom breaks.

Alternatively, train them to eliminate in a specific place indoors. Be aware, however, that doing this can prolong the process of house training. Teaching your puppy to eliminate on newspaper may create a life-long surface preference, meaning that even as an adult they may eliminate on any newspaper lying around the living room.




If you plan to paper train, confine them to an area with enough room for a sleeping space, a playing space and a separate place to eliminate. In the designated elimination area, use either pet pee pads, newspapers (cover the area with several layer of newspaper) or a sod box. To make a sod box, place sod in a container such as a child size plastic swimming pool. You can also find dog litter products at a pet supply store. If you have to clean up an accident outside the designate elimination area, put the solid rags or paper towels inside that area afterward to help your puppy recognize the scented area as the place where they are supposed to eliminate.



When you can't supervise, confine. When you're unable to watch your puppy at all times, restrict them to an area small enough that they won't want to eliminate there. The space should be big enough for the dog comfortably stand, lie down and turn around. You can use a portion of a bathroom or laundry room blocked off with baby gates.

Or you may want to crate train your puppy. (Be sure to learn how to use a crate humanely as a method of confinement.) If your puppy has spent several hours in confinement, you'll need to take them directly to their bathroom spot as soon as you return.



Mistakes happen. Expect your puppy to have a few accidents in the house—it's a normal part of house training. Without a lot of drama, immediately take them to their outside bathroom spot. Praise your pup and give a treat if they finish there.

Don't punish your puppy for eliminating in the house. If you find a soiled area, just clean it up. Rubbing your puppy's nose in it, taking them to the spot and scolding them or any other punishment will only make them afraid of you or afraid to eliminate in your presence. Punishment will do more harm than good.

Clean the soiled area thoroughly. Puppies are highly motivated to continue soiling in areas that smell like urine or feces.