



Youth Substance Use in the UP

Percent of youth reporting substance use in the last 30 days, based on data from the CTC Youth Survey

County By Grade	Alcohol Use				Cigarette Use				Marijuana Use			
	6 th	8 th	10 th	12 th	6 th	8 th	10 th	12 th	6 th	8 th	10 th	12 th
Alger (2018)	1.5	9.2	18.9	30	0	0	4.1	5.1	0	4	10.8	17
*Baraga (2018)	5.9	13.6	38.2	49.3	5.8	3.5	16.9	18.7	5.9	1.7	21.7	43.8
Chippewa (2018)	2.1	13.3	20.2	46.2	0	2.1	6.1	9.4	0	3.7	17.5	25.4
Delta (2018)	4.5	8.7	28.9	46.7	0.9	1.7	5.6	14.4	1.5	3.3	13.9	22.6
Dickinson (2017)	4.3	10.2	23.7	45.5	0	1.2	4.4	15.8	0.9	0.8	8.6	19.9
*Gogebic (2017)	1	7.6	23.8	50.6	0	1	6.7	10.5	1	4.8	8.3	23.4
Houghton/Keweenaw (2019)	--	10.9	12.5	26.6	--	5.1	14.1	16.4	--	5	8.9	13.5
Iron (2017)	3.9	20.8	43.7	50.8	0	2.8	7	16.7	1.3	5.7	21.1	27.3
*Luce (2018)	0	7.9	23.1	47.1	0	10.5	7.9	11.4	0	10.8	7.9	26.5
Mackinac (2017)	6.3	10.8	27.1	40	2.5	4.6	8.4	15.2	1.3	7.7	17.9	20
Marquette (2018)	3.7	7.6	18	34.7	1.3	3.9	5.7	14.5	1.2	3.8	9	17.1
**Menominee (2017)	0	9.4	20	--	1.1	1.6	0	--	0	6.1	0	--
*Ontonagon (2019)	2.2	11.1	18.2	15.2	0	0	4.5	0	0	0	4.5	12.1
Schoolcraft (2019)	1.5	5.8	37.3	43.6	0	1.5	25.4	27.5	0	3	28.8	37.5

Learn more about the evidence-based CTC Youth Survey: www.CommunitiesThatCare.Net

* Coalition no longer active ** Coalition not part of UPCTC

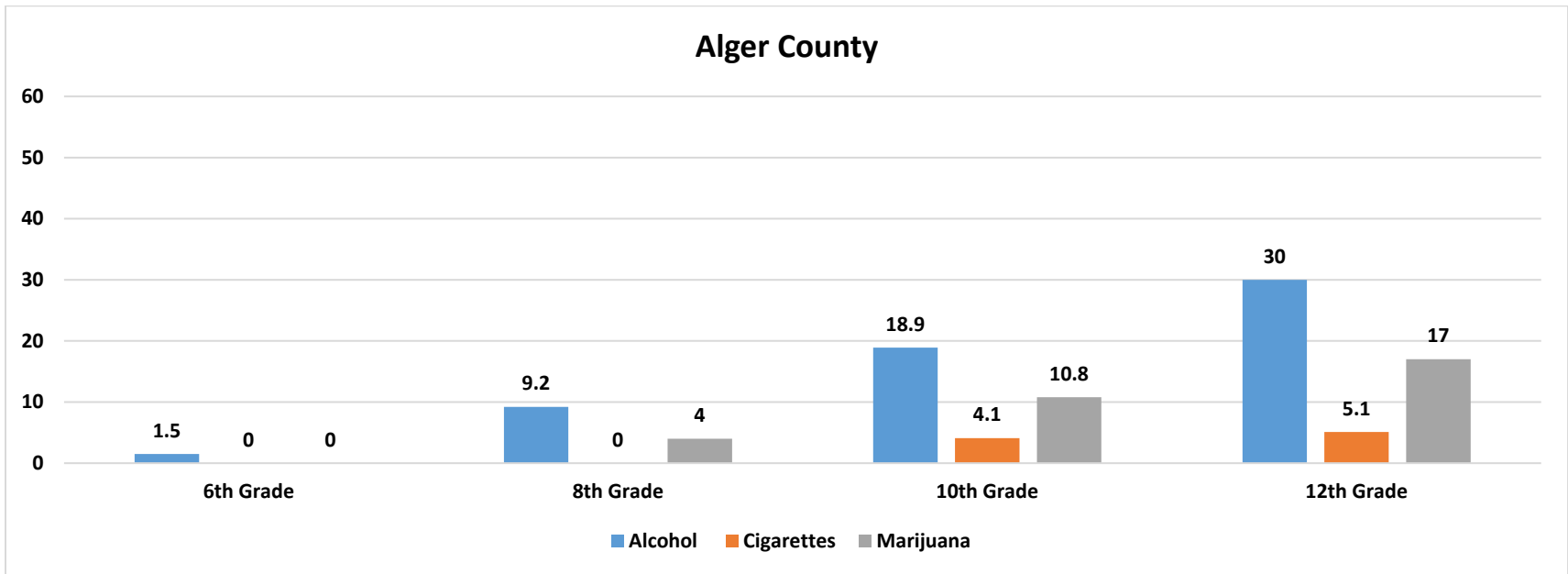
Comparison to National Norms

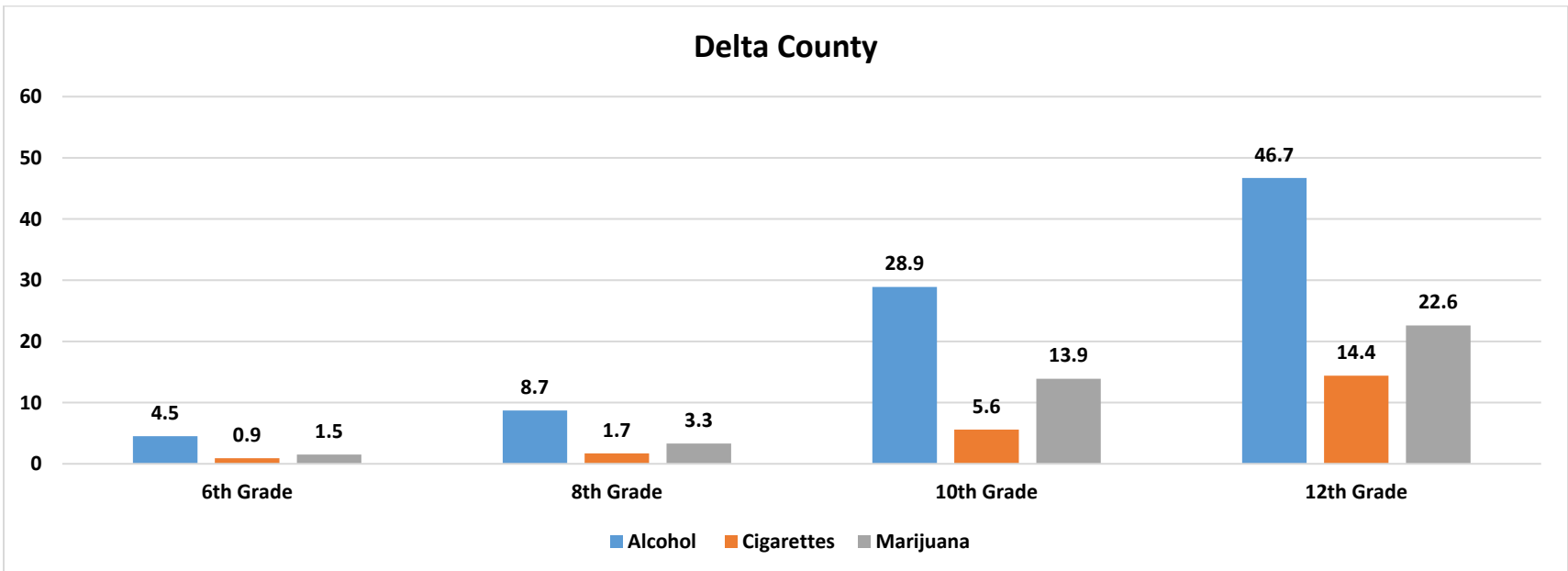
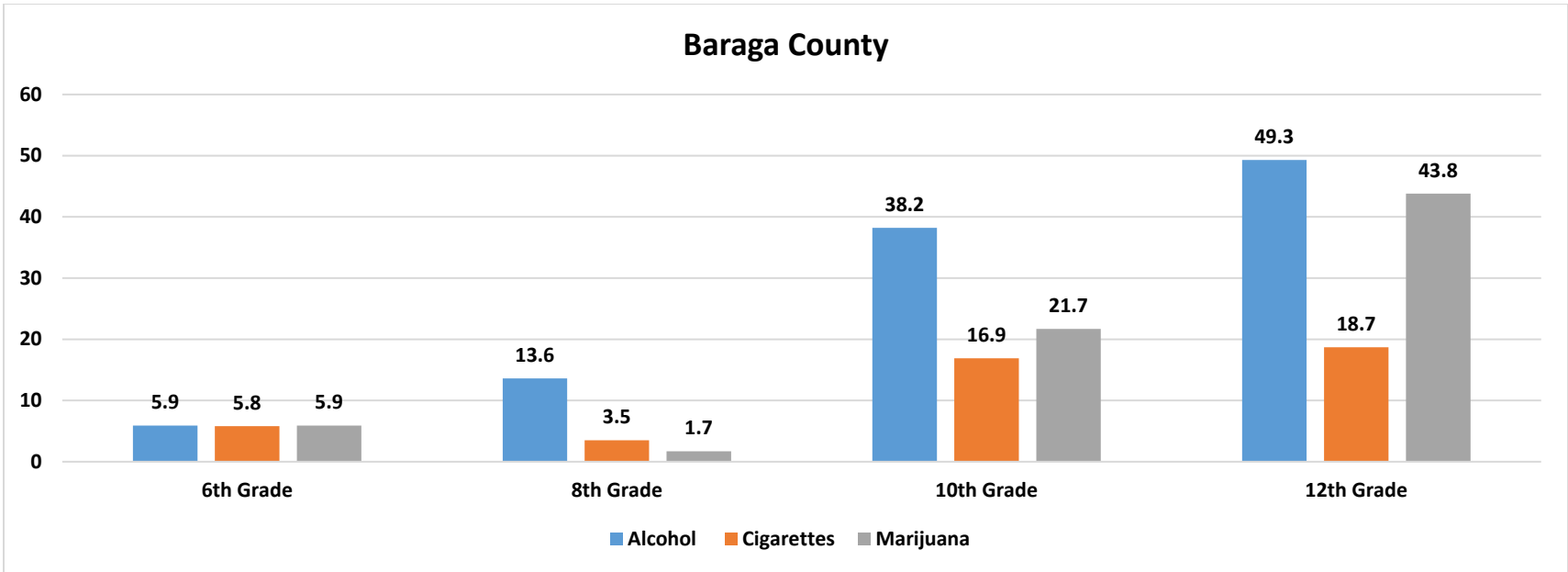
Percent of youth reporting substance use in last 30 days from Monitoring the Future Survey (8th through 12th grade only)

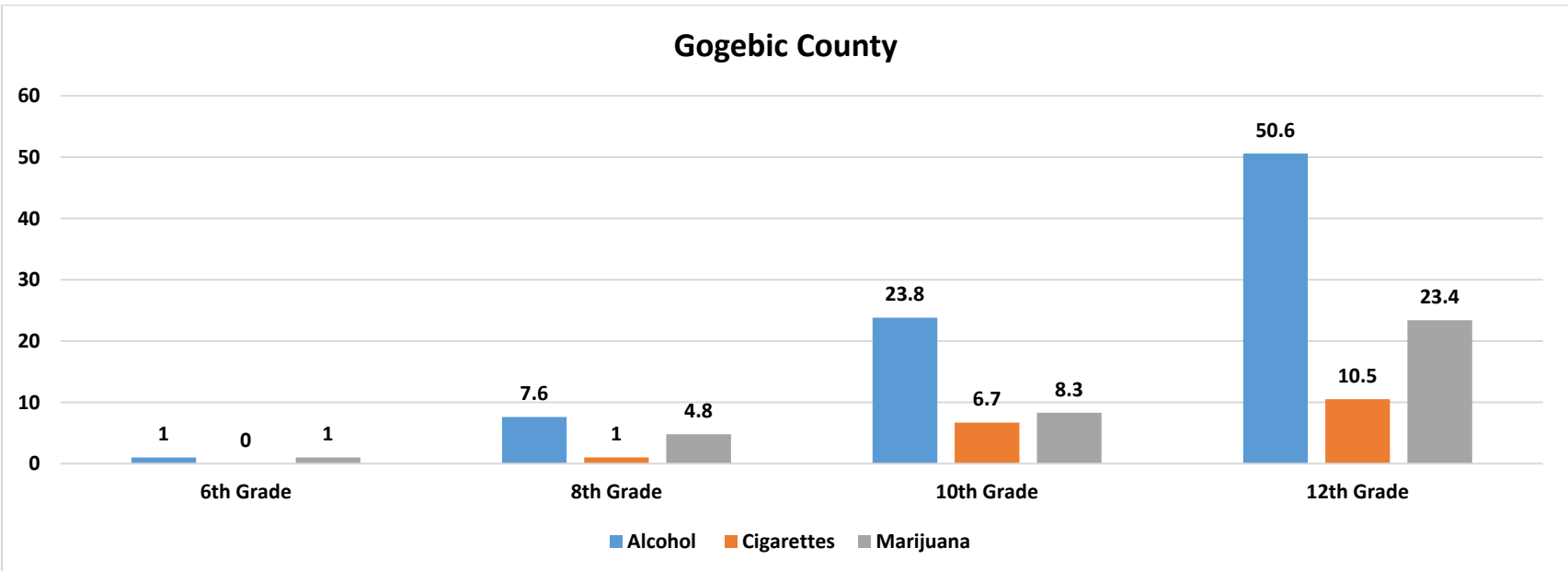
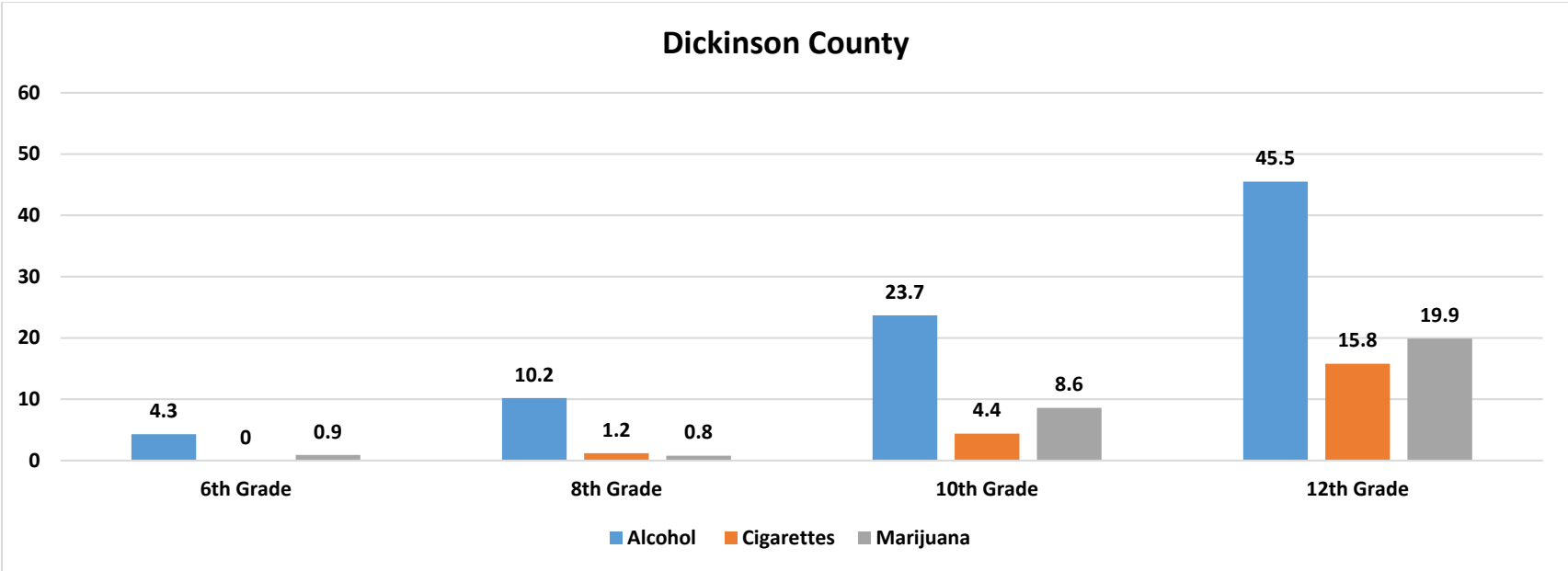
By Grade	Alcohol Use				Cigarette Use				Marijuana Use			
	6 th	8 th	10 th	12 th	6 th	8 th	10 th	12 th	6 th	8 th	10 th	12 th
National Norm (NN) (2016)	--	8.2	18.6	30.2	--	2.2	4.2	7.6	--	5.6	16.7	22.2
Counties At or Below NN	--	4	3	3*	--	6	2	2*	--	10	9	6*
Counties Above NN	--	10	11	10*	--	8	12	11*	--	4	5	7*

Learn more about the national Monitoring the Future Survey: www.MonitoringTheFuture.org

County-By-County Dashboards

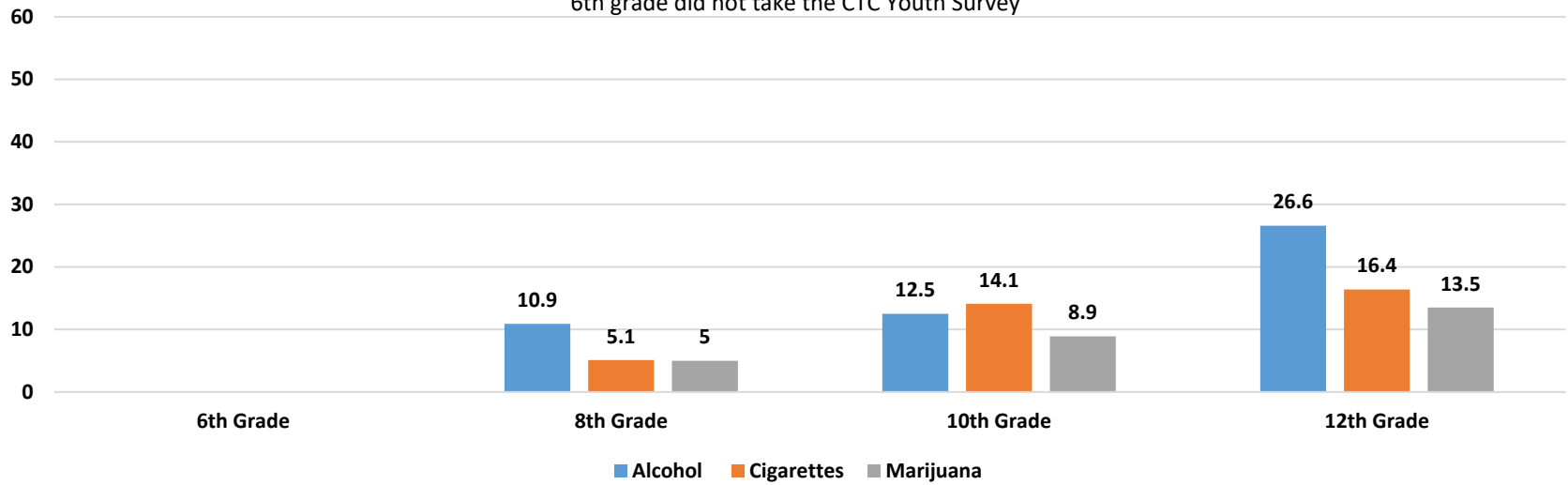






Houghton & Keweenaw Counties

6th grade did not take the CTC Youth Survey



Iron County

